FCC PART 15 SUBPART C TEST REPORT

for

WI-FI Outdoor CAM

Model No.: PE-O720W

FCC ID: 2AQKUO720W

of

Applicant: **Project Eye, LLC**
Address: **12111 Spring Cypress Rd. Suite B Tomball, Texas, United States 77377**

Tested and Prepared

by

Worldwide Testing Services (Taiwan) Co., Ltd.

FCC Registration No.: TW1477, TW0020, TW1072

Industry Canada filed test laboratory Reg. No. IC 5679A-1, IC 5107A-1

A2LA Accredited No.: 2732.01

Report No.: W6M21803-17987-C-1

6F, NO. 58, LANE 188, RUEY-KUANG RD., NEIHU TAIPEI 114, TAIWAN, R.O.C.
TEL: 886-2-66068877 FAX: 886-2-66068879 E-mail: wts@wts-lab.com

TABLE OF CONTENTS

1 GENERAL INFORMATION 2

1.1 NOTES 2

1.2 TESTING LABORATORY 3

1.2.1 Location 3

1.2.2 Details of accreditation status 3

1.3 DETAILS OF APPROVAL HOLDER 3

1.4 APPLICATION DETAILS 4

1.5 GENERAL INFORMATION OF TEST ITEM 4

1.6 TEST STANDARDS 5

2 TECHNICAL TEST 6

2.1 SUMMARY OF TEST RESULTS 6

2.2 TEST ENVIRONMENT 6

2.3 TEST EQUIPMENT LIST 7

2.4 GENERAL TEST PROCEDURE 10

3 TEST RESULTS (ENCLOSURE) 12

3.1 PEAK OUTPUT POWER (TRANSMITTER) 13

3.2 EQUIVALENT ISOTROPIC RADIATED POWER 19

3.3 RF EXPOSURE COMPLIANCE REQUIREMENTS 19

3.4 TRANSMITTER RADIATED EMISSIONS IN RESTRICTED BANDS 19

3.5 SPURIOUS EMISSIONS (TX) 21

3.6 RADIATED EMISSION ON THE BAND EDGE 24

3.7 MINIMUM 6 dB BANDWIDTH 28

3.8 PEAK POWER SPECTRAL DENSITY 34

3.9 RADIATED EMISSION FROM RECEIVER PART 40

3.10 POWER LINE CONDUCTED EMISSION 41

APPENDIX 44

1 General Information

1.1 Notes

The purpose of conformity testing is to increase the probability of adherence to the essential requirements or conformity specifications, as appropriate.
The complexity of the technical specifications, however, means that full and thorough testing is impractical for both technical and economic reasons.
Furthermore, there is no guarantee that a test sample which has passed all the relevant tests conforms to a specification.
Neither is there any guarantee that such a test sample will interwork with other genuinely open systems.
The existence of the tests nevertheless provides the confidence that the test sample possesses the qualities as maintained and that is performance generally conforms to representative cases of communications equipment.

The test results of this test report relate exclusively to the item tested as specified in 1.5.
The test report may only be reproduced or published in full.
Reproduction or publication of extracts from the report requires the prior written approval of the Worldwide Testing Services(Taiwan) Co., Ltd.

Specific Conditions:
Usage of the hereunder tested device in combination with other integrated or external antennas requires at least additional output power measurements, spurious emission measurements, conducted emission measurements (AC supply lines) and radio frequency exposure evaluations for each individual configuration performed, for certification by FCC.
The test sample is able to work according IEEE 802.11 b/g/n.
This report is related to FCC Part 15 C (DSSS and OFDM device).

Tester:

Date	WTS-Lab.	Name	Signature
June 11, 2018		Kent Lin	Kent Lin

Technical responsibility for area of testing:

Date	WTS	Name	Signature
June 11, 2018		Kevin Wang	Kevin Wang

1.2 Testing laboratory

1.2.1 Location

OATS
No.5-1, Lishui, Shuang Sing Village,
Wanli Dist., New Taipei City 207,
Taiwan (R.O.C.)
3 meter semi-anechoic chamber
No.35, Aly. 21, Ln. 228, Ankang Rd., Neihu Dist., Taipei City 114, Taiwan (R.O.C.)
TEL:886-2-6613-0228
FAX:886-2-2791-5046

Company
Worldwide Testing Services(Taiwan) Co., Ltd.
6F, NO. 58, LANE 188, RUEY-KUANG RD.
NEIHU, TAIPEI 114, TAIWAN R.O.C.
Tel : 886-2-66068877
Fax : 886-2-66068879

1.2.2 Details of accreditation status

Accredited testing laboratory
A2LA accredited number: 2732.01
FCC filed test laboratory Reg. No. TW1477, TW0020, TW1072
Industry Canada filed test laboratory Reg. No. IC 5679A-1, IC 5107A-1

Test location, where different from Worldwide Testing Services (Taiwan) Co., Ltd. :

Name:	./.
Accredited number:	./.
Street:	./.
Town:	./.
Country:	./.
Telephone:	./.
Fax:	./.

1.3 Details of approval holder

Name:	Project Eye, LLC
Street:	12111 Spring Cypress Rd. Suite B
Town:	Tomball, Texas,
Country:	United States 77377
Telephone:	713-922-2711
Fax:	./.

1.4 Application details

Date of receipt of test item: April 13, 2018

Date of test: from April 16, 2018 to June 09, 2018

1.5 General information of Test item

Type of test item: WI-FI Outdoor CAM

Model Number: PE-O720W

Brand Name: Project Eye

Multi-listing model number: ./.

Photos: see Appendix

Technical data

Frequency band: 2.4 GHz – 2.4835 GHz

11b, 11g, 11n 20MHz

Frequency (ch 1 or A): 2.412 GHz

Frequency (ch 6 or B): 2.437 GHz

Frequency (ch 11 or C): 2.462 GHz

Number of Channels: 11b, 11g, 11n 20MHz: 11

Operation modes: duplex

Modulation Type: DSSS / OFDM

Fixed point-to-point operation: ☐ Yes / ☒ No

Type of Antenna: Dipole Antenna

Antenna gain: 2 dBi

Power supply: Adaptor (Input: 100-240V~50/60Hz, 0.3A
Output: 5V, 1000mA)

Emission designator: 13M9G1D
14M4D1D
19M2D1D

Host device: none

Classification:

Fixed Device	☐
Mobile Device (Human Body distance ＞ 20cm)	■
Portable Device (Human Body distance ＜ 20cm)	☐
Modular Radio Device	☐

Transmitter	**Unom**
Mode A (DSSS)	
Power (ch 1 or A):	Conducted: 12.82 dBm
Power (ch 6 or B):	Conducted: 15.87 dBm
Power (ch 11 or C):	Conducted: 13.16 dBm
Mode B (OFDM)	
Power (ch 1 or A):	Conducted: 9.92 dBm
Power (ch 6 or B):	Conducted: 15.92 dBm
Power (ch 11 or C):	Conducted: 10.41 dBm
Mode C (OFDM)	
Power (ch 1 or A):	Conducted: 9.22 dBm
Power (ch 6 or B):	Conducted: 14.81 dBm
Power (ch 11 or C):	Conducted: 9.63 dBm

Manufacturer: (if applicable)

Name:	VVDN Technologies Pvt. Ltd
Street:	B-22,Infocity Sector-34, Gurgaon-122001,
Town:	Haryana,
Country:	India

1.6 Test standards

Technical standard : FCC RULES PART 15 SUBPART C § 15.247 (2017-10)

2 Technical test

2.1 Summary of test results

No deviations from the technical specification(s) were ascertained in the course of the tests performed. ☒

or

The deviations as specified in 2.5 were ascertained in the course of the tests performed. ☐

2.2 Test environment

Relative humidity content: 20 ... 75 %

Air pressure: 86 ... 103 kPa

Power supply: Adaptor (Input: 100-240V~50/60Hz, 0.3A
Output: 5V, 1000mA)

Extreme conditions parameters: ./.

Test item Name	Uncertainty
Estimation Result of Uncertainty of Conducted Emission	Expanded Uncertainty：1.54 dB
Estimation Result of Uncertainty of Radiated Emission(3M)	Expanded Uncertainty： 0.009-30 MHz：2.17 dB 30-1000 MHz：3.57 dB 1-18 GHz：2.60 dB 18-40 GHz：2.58 dB
Estimation Result of Uncertainty of Bandwidth Measurement 20 dB Bandwidth, Occupied bandwidth, Channel bandwidth, Necessary Bandwidth	Expanded Uncertainty：0.45 kHz
Estimation Result of Uncertainty of Conducted Output Power Measurement Output power	Expanded Uncertainty：1.01 dB
Estimation Result of Uncertainty of Power Density Measurement Power density	Expanded Uncertainty：1.73 dB
Estimation Result of Uncertainty of Band Edge Measurement	Expanded Uncertainty：0.98 dBc

2.3 Test Equipment List

No.	Test equipment	Type	Serial No.	Manufacturer	Cal. Date	Next Cal. Date
ETSTW-CE 001	EMI TEST RECEIVER	ESHS10	842121/013	R&S	2018/5/30	2019/5/29
ETSTW-CE 003	AC POWER SOURCE	APS-9102	D161137	GW	Function Test	
ETSTW-CE 004	ZWEILEITER-V-NETZNACHBILDUNG TWO-LINE V-NETWORK	ESH3-Z5	840731/011	R&S	2017/10/26	2018/10/25
ETSTW-CE 006	IMPULSBEGRENZER PULSE LIMITER	ESH3-Z2	100226	R&S	2017/8/22	2018/8/21
ETSTW-CE 008	HF-EICHLEITUNG RF STEP ATTENUATOR 139dB DPSP	334.6010.02	844581/024	R&S	Function Test	
ETSTW-CE 009	TEMP.&HUMIDITY CHAMBER	GTH-225-40-1P-U	MAA0305-009	GIANT FORCE	2017/7/14	2018/7/13
ETSTW-CE 016	TWO-LINE V-NETWORK	ENV216	100050	R&S	2017/8/31	2018/8/30
ETSTW-CE 028	MXE EMI Receiver	N9038A	MY53220110	Agilent	2017/7/11	2018/7/10
ETSTW-RE 003	EMI TEST RECEIVER	ESI 26	831438/001	R&S	2018/5/30	2019/5/29
ETSTW-RE 004	EMI TEST RECEIVER	ESI 40	832427/004	R&S	2018/5/21	2019/5/20
ETSTW-RE 005	EMI TEST RECEIVER	ESVS10	843207/020	R&S	2017/8/25	2018/8/24
ETSTW-RE 012	TUNABLE BANDREJECT FILTER	D.C 0309	146	K&L	Function Test	
ETSTW-RE 013	TUNABLE BANDREJECT FILTER	D.C 0336	397	K&L	Function Test	
ETSTW-RE 018	MICROWAVE HORN ANTENNA	AT4560	27212	AR	2017/7/4	2018/7/3
ETSTW-RE 027	Passive Loop Antenna	6512	00034563	ETS-Lindgren	2017/7/3	2018/7/2
ETSTW-RE 030	Double-Ridged Guide Horn Antenna	3117	00035224	ETS-Lindgren	2018/3/26	2019/3/25
ETSTW-RE 042	Biconical Antenna	HK116	100172	R&S	2018/1/23	2019/1/22
ETSTW-RE 043	Log-Periodic Dipole Antenna	HL223	100166	R&S	2018/4/13	2019/4/12
ETSTW-RE 044	Log-Periodic Antenna	HL050	100094	R&S	2018/4/26	2019/4/25
ETSTW-RE 045	ESA-E SERIES SPECTRUM ANALYZER	E4404B	MY45111242	Agilent	Pre-test Use	
ETSTW-RE 050	Attenuator 10dB	50HF-010-1	None	JFW	2018/3/1	2019/2/28
ETSTW-RE 051	Attenuator 6dB	50HF-006-1	None	JFW	2018/3/1	2019/2/28
ETSTW-RE 053	Attenuator 3dB	50HF-003-1	None	JFW	2018/3/1	2019/2/28
ETSTW-RE 055	SPECTRUM ANALYZER	FSU 26	200074	R&S	2018/3/6	2019/3/5
ETSTW-RE 060	Attenuator 30dB	5015-30	F651012z-01	ATM	2018/3/1	2019/2/28
ETSTW-RE 062	Amplifier Module	CHC 2	None	KMIC	2018/3/30	2019/3/29
ETSTW-RE 064	Bluetooth Test Set	MT8852B-042	6K00005709	Anritsu	Function Test	
ETSTW-RE 069	Double-Ridged Guide Horn Antenna	3117	00069377	ETS-Lindgren	Function Test	
ETSTW-RE 072	CELL SITE TEST SET	8921A	3339A00375	HP	2017/9/11	2018/9/10
ETSTW-RE 088	SOLID STATE AMPLIFIER	KMA180265A01	99057	KMIC	2017/9/19	2018/9/18
ETSTW-RE 091	Match Pad	MDCS1500	None	WOKEN	2018/4/16	2019/4/15
ETSTW-RE 099	DC Block	50DB-007-1	None	JFW	2018/2/23	2019/2/22

ETSTW-RE 112	AC POWER SOURCE	TFC-1005	T-0A023536	T-Power	Function test	
ETSTW-RE 115	2.4GHz Notch Filter	N0124411	473874	MICROWAVE CIRCUITS	2018/1/15	2019/1/14
ETSTW-RE 120	RF Player	MP9200	MP9210-111022	ADIVIC	Function test	
ETSTW-RE 122	SIGNAL GENERATOR	SMF100A	102149	R&S	2018/5/29	2019/5/28
ETSTW-RE 125	5GHz Notch filter	5NSL11-5200/E221.3-O/O	1	K&L Microwave	2017/8/9	2018/8/8
ETSTW-RE 126	5GHz Notch filter	5NSL12-5800/E221.3-O/O	1	K&L Microwave	2017/8/9	2018/8/8
ETSTW-RE 127	RF Switch Box	RFS-01	None	WTS	2018/2/27	2019/2/26
ETSTW-RE 128	5.3GHz Notch filter	N0153001	SN487233	Microwave Circuits	2017/8/9	2018/8/8
ETSTW-RE 129	5.5GHz Notch filter	N0555984	SN487234	Microwave Circuits	2017/8/9	2018/8/8
ETSTW-RE 130	Handheld RF Spectrum Analyzer	N9340A	CN0147000204	Agilent	Pre-test Use	
ETSTW-RE 142	Amplifier	8447D	2805A03378	Agilent	2018/3/30	2019/3/29
ETSTW-RE 147	Bi-log Hybrid Antenna	MCTD 2786B	BLB16M04005	ETC	2018/3/23	2019/3/22
ETSTW-RE 151	Thermohygrometer	608-h1	45104376	TESTO	2017/8/30	2018/8/29
ETSTW-EMI 011	USB Compact Modulator	SFC-U	101689	R&S	2018/5/10	2019/5/9
ETSTW-GSM 002	Universal Radio Communication Tester	CMU 200	109439	R&S	2018/2/27	2019/2/26
ETSTW-GSM 003	Radio Communication Analyzer	MT8820C	6201342073	Anritsu	2018/3/2	2019/3/1
ETSTW-GSM 004	Wideband Radio Communication Tester	CMW500	128092	R&S	2017/10/16	2018/10/15
ETSTW-GSM 019	Band Reject Filter	WRCTF824/849-822/851-40 /12+9SS	3	WI	2018/1/11	2019/1/10
ETSTW-GSM 020	Band Reject Filter	WRCD1747/1748-1743/1752-32/5SS	1	WI	2018/1/11	2019/1/10
ETSTW-GSM 021	Band Reject Filter	WRCD1879.5/1880.5-1875.5/1884.5-32/5SS	3	WI	2018/1/11	2019/1/10
ETSTW-GSM 022	Band Reject Filter	WRCT901.9/903.1-904.25-50/8SS	1	WI	2018/1/11	2019/1/10
ETSTW-GSM 023	Power Divider	4901.19.A	None	SUHNER	2017/9/13	2018/9/12
ETSTW-GSM 024	Radio Communication Analyzer	MT8821C	None	Anritsu	2018/3/7	2019/3/6
ETSTW-Cable 011	SMA to N type Cable	RGU-400	None	THERMAX	Pre-test Use NCR	
ETSTW-Cable 016	BNC Cable	Switch Box	B Cable 1	Schwarz beck	2018/2/22	2019/2/21
ETSTW-Cable 017	BNC Cable	X Cable	B Cable 2	Schwarz beck	2018/2/22	2019/2/21
ETSTW-Cable 018	BNC Cable	Y Cable	B Cable 3	Schwarz beck	2018/2/22	2019/2/21
ETSTW-Cable 019	BNC Cable	Z Cable	B Cable 4	Schwarz beck	2018/2/22	2019/2/21
ETSTW-Cable 020	N TYPE Cable	OATS Cable 1	N30N30-L335-15M	JYE BAO CO.,LTD.	2017/7/3	2018/7/2
ETSTW-Cable 026	Microwave Cable	SUCOFLEX 104	279075	HUBER+SUHNER	2018/2/27	2019/2/26
ETSTW-Cable 027	Microwave Cable	SUCOFLEX 104	279083	HUBER+SUHNER	2018/5/9	2019/5/8
ETSTW-Cable 028	Microwave Cable	FA147A0015M2020	30064-2	UTIFLEX	2017/9/7	2018/9/6
ETSTW-Cable 029	Microwave Cable	FA147A0015M2020	30064-3	UTIFLEX	2017/9/7	2018/9/6
ETSTW-Cable 030	Microwave Cable	SUCOFLEX 104（S_Cable 9）	279067	HUBER+SUHNER	2018/2/27	2019/2/26
ETSTW-Cable 031	Microwave Cable	SUCOFLEX 104（S_Cable 10）	238092	HUBER+SUHNER	2018/3/30	2019/3/29

ETSTW-Cable 043	Microwave Cable	SUCOFLEX 104	317576	HUBER+SUHNER	2018/3/30	2019/3/29
ETSTW-Cable 048	Microwave Cable	SUCOFLEX 104	325519	HUBER+SUHNER	2018/3/30	2019/3/29
ETSTW-Cable 058	Microwave Cable	SUCOFLEX 104	none	HUBER+SUHNER	2018/2/21	2019/2/20
ETSTW-Cable 064	Microwave Cable	SUCOFLEX 104	MY28891	HUBER+SUHNER	2018/3/30	2019/3/29
ETSTW-Cable 066	SMA type cable	32022	None	ASTROLAB	2017/8/31	2018/8/30
ETSTW-Cable 071	N TYPE CABLE	EMCCFD400-NM-NM-25000	170239	EMCI	2018/2/21	2019/2/20
WTSTW-SW 002	EMI TEST SOFTWARE	EZ_EMC	None	Farad	Version ETS-03A1	
WTSTW-SW 006	EMI TEST SOFTWARE	e3	None	AUDIX	Version 9.161014	
WTSTW-SW 008	Signal studio	Agilent	None	AUDIX	Version 2.0.0.1	

2.4 General Test Procedure

POWER LINE CONDUCTED INTERFERENCE: The procedure used was ANSI STANDARD C63.10-2013 6.2 using a 50µH LISN (if necessary). Both lines were observed. The bandwidth of the spectrum analyzer was 10 kHz with an appropriate sweep speed.

RADIATION INTERFERENCE: The test procedure used was according to ANSI STANDARD C63.10-2013 6.3 employing a spectrum analyzer. For investigated frequency is equal to or below 1GHz, the RBW and VBW of the spectrum analyzer was 100 kHz and 100kHz respectively with an appropriate sweep speed. For investigated frequency is above 1GHz, both of RBW and VBW of the spectrum analyzer were 1 MHz with an appropriate sweep speed. The analyzer was calibrated in dB above a microvolt at the output of the antenna.

FORMULA OF CONVERSION FACTORS: The Field Strength at 3m was established by adding the meter reading of the spectrum analyzer (which is set to read in units of dBµV) to the antenna correction factor supplied by the antenna manufacturer. The antenna correction factors are stated in terms of dB.

Example:

Freq (MHz)	METER READING + ACF + CABLE LOSS (to the receiver) = FS
33	20 dBµV + 10.36 dB + 6 dB = 36.36 dBµV/m @3m

The EUT was placed on a table 80 cm high and with dimensions of 1m by 1.5m (non metallic table) and arranged according to ANSI C63.10-2013 6.2.2. The table used for radiated measurements is capable of continuous rotation. The spectrum was scanned from 30 MHz to the frequency specified as follows:

(1) If the intentional radiator operates below 10 GHz: to the tenth harmonic of the highest fundamental frequency or to 40 GHz, whichever is lower.
(2) If the intentional radiator operates at or above 10 GHz and below 30 GHz: to the fifth harmonic of the highest fundamental frequency or to 100 GHz, whichever is lower.
(3) If the intentional radiator operates at or above 30 GHz: to the fifth harmonic of the highest fundamental frequency or to 200 GHz, whichever is lower, unless specified otherwise elsewhere in the rules.
(4) If the intentional radiator contains a digital device, regardless of whether this digital device controls the functions of the intentional radiator or the digital device is used for additional control or function purposes other than to enable the operation of the intentional radiator, the frequency range shall be investigated up to the range specified in paragraphs (a)(1)-(a)(3) of this section or the range applicable to the digital device, as shown in paragraph (b)(1) of this Section, whichever is the higher frequency range of investigation.

For hand-held devices, a exploratory test was performed with three (3) orthogonal planes to determine the highest emissions.

When an emission was found, the table was rotated to produce the maximum signal strength. At this point, the antenna was raised and lowered from 1m to 4m. The antenna was placed in both the horizontal and vertical planes.

When the radiated emission limits are expressed in terms of the average value of the emission, and pulsed operation is employed, the measurement field strength shall be determined by averaging over one complete pulse train, including blanking intervals, as long as the pulse train does not exceed 0.1 seconds. As an alternative (provided the transmitter operates for longer than 0.1 seconds) or in cases where the pulse train exceeds 0.1 seconds, the measured field strength shall be determined from the average absolute voltage during a 0.1 second interval during which the field strength is at its maximum value.

The formula is as follows:
Average = Peak + Duty Factor
Duty Factor = 20 log (dwell time/T)
T = 100ms when the pulse train period is over 100 ms or the period of the pulse train.

Modified Limits for peak according to 15.35 (b) = Max Permitted average Limits + 20dB

ANSI STANDARD C63.10-2013 B.2.7: Any measurements that utilize special test software shall be indicated and referenced in the test report. During testing, test software 'EZ EMC' was used for setting up different operation modes.

3 Test results (enclosure)

TEST CASE	Para. Number	Required	Test passed	Test failed
Peak Output Power	15.247(b)	☒	☒	☐
Equivalent isotropically radiated Power	15.247(b)	☒	☒	☐
Spurious Emissions radiated – Transmitter operating	15.247(c): 15.209	☒	☒	☐
Band Edge Measurement	15.247(d)	☒	☒	☐
Minimum 6 dB Bandwidth	15.247(a)(2)	☒	☒	☐
Peak Power Spectral Density	15.247(e)	☒	☒	☐
Radiated Emission from Receiver Part	15.109	☐	☐	☐
Power Line Conducted Emission	15.207	☒	☒	☐

3.1 Peak Output Power (transmitter)

FCC Rule: 15.247(b)(3)

This measurement applies to equipment with an integral antenna and to equipment with an antenna connector and equipped with an antenna as declared by the applicant.

The power was measured with modulation (declared by the applicant).

Mode A

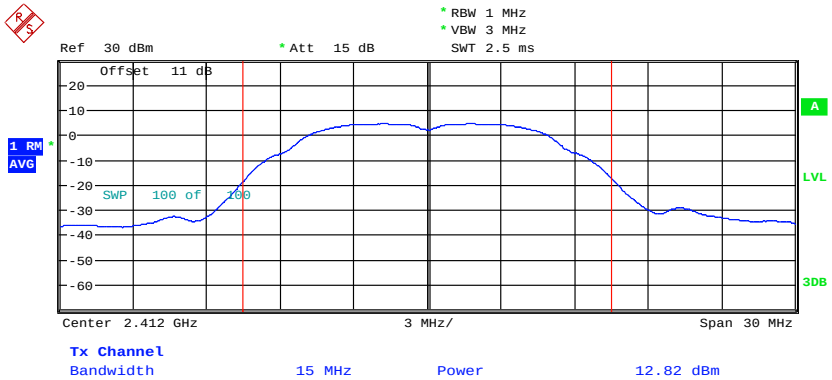

MAX OUTPUT POWER 802.11B CH01
Date: 17.APR.2018 13:56:29

Registration number: W6M21803-17987-C-1
FCC ID: 2AQKUO720W

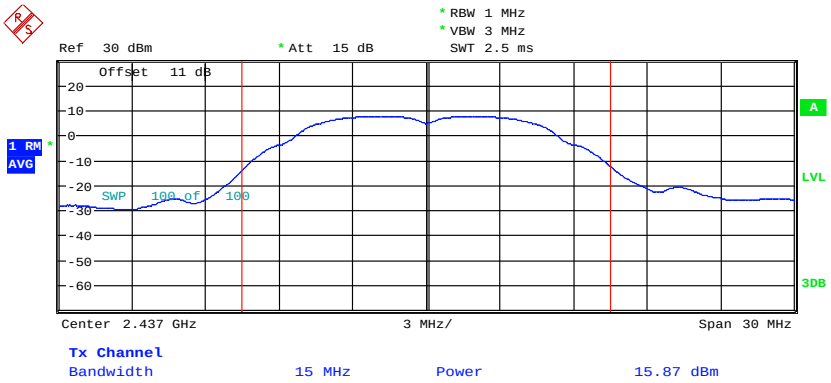

MAX OUTPUT POWER 802.11B CH06

Date: 17.APR.2018 13:57:24

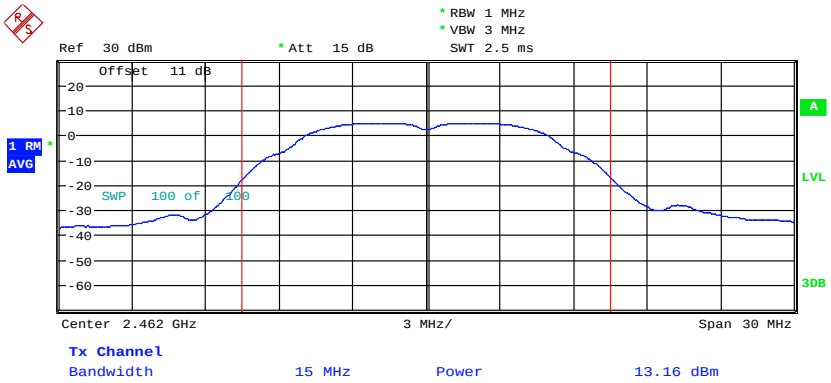

MAX OUTPUT POWER 802.11B CH11

Date: 17.APR.2018 13:58:20

Registration number: W6M21803-17987-C-1
FCC ID: 2AQKUO720W
Mode B

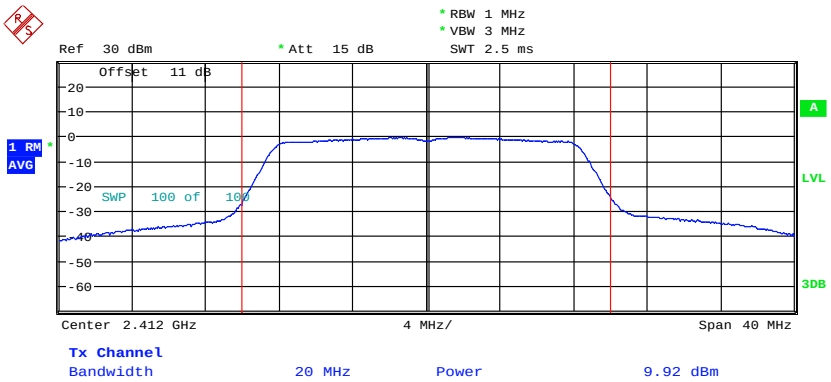

MAX OUTPUT POWER 802.11G CH01

Date: 17.APR.2018 14:17:05

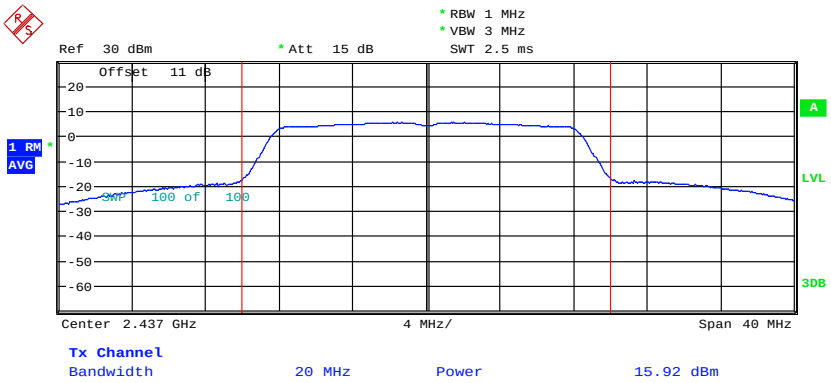

MAX OUTPUT POWER 802.11G CH06

Date: 17.APR.2018 14:00:18

Registration number: W6M21803-17987-C-1
FCC ID: 2AQKUO720W

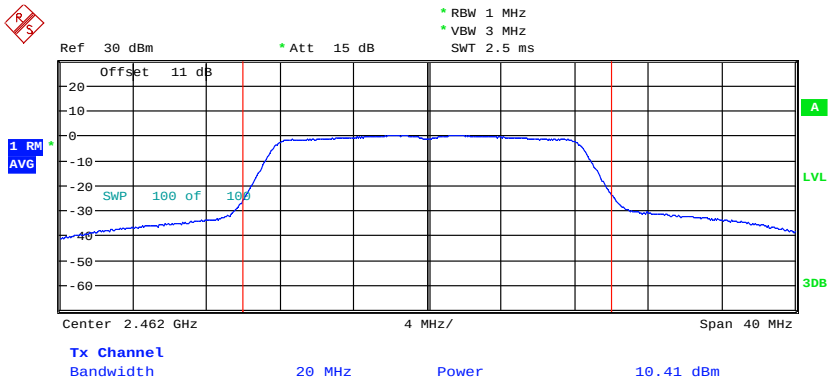

MAX OUTPUT POWER 802.11G CH11
Date: 17.APR.2018 14:13:38

Mode C

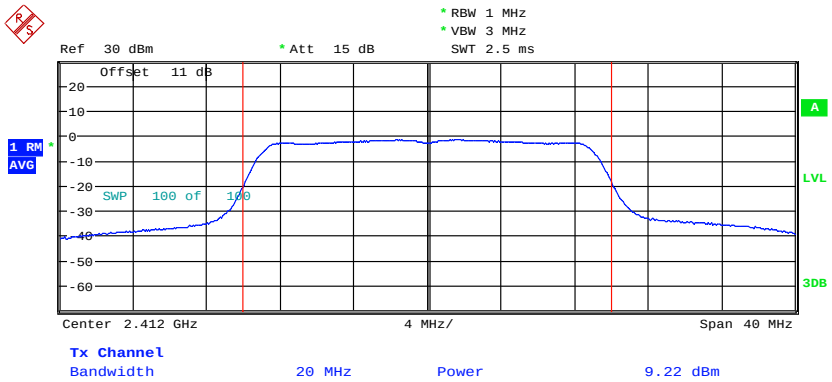

MAX OUTPUT POWER 802.11N 20MHZ CH1
Date: 17.APR.2018 14:14:30

Registration number: W6M21803-17987-C-1
FCC ID: 2AQKUO720W

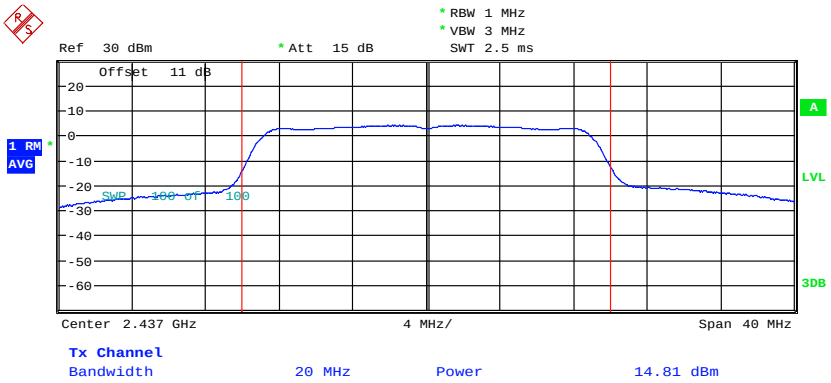

MAX OUTPUT POWER 802.11N 20MHZ CH6

Date: 17.APR.2018 14:09:15

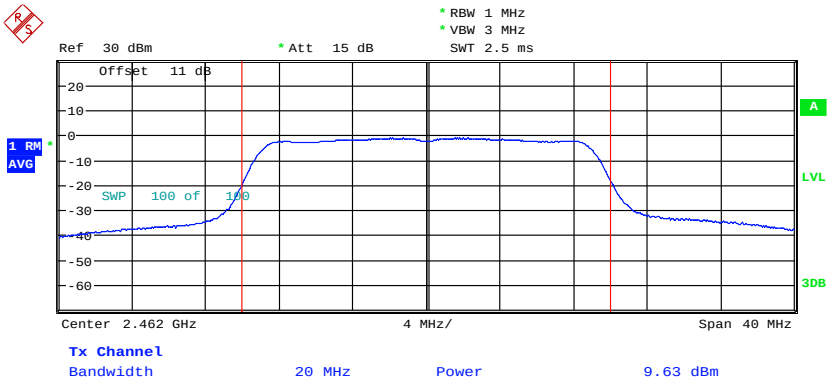

MAX OUTPUT POWER 802.11N 20MHZ CH11

Date: 17.APR.2018 14:10:03

Registration number: W6M21803-17987-C-1
FCC ID: 2AQKUO720W

Limits:

Frequency MHz	Power dBm
902 - 928	30
2400 – 2483.5	30
5725 – 5850	30

In case of employing transmitter antennas having antenna gain ＞ 6 dBi and using fixed point-to point operation consider §15.247 (b)(4)

Test equipment used: ETSTW-RE 055, ETSTW-RE 050

3.2 Equivalent isotropic radiated power

FCC Rule: 15.247(b)(3)

Test exclusion = max. conducted output power + adjusted for tune-up tolerance
Test exclusion = 15.92 dBm

Test equipment used: ETSTW-RE 055

3.3 RF Exposure Compliance Requirements

FCC OET Bulletin 65 Edition 97.01 determines the equations for predicting RF fields and applicable limits.
The prediction for power density in the far-field but will over-predict power density in the near field, where it could be used for walking a "worst case" or conservative prediction.

$$S = \frac{PG}{4\pi R^2}$$

S – Power Density
P – Output power ERP
R – Distance
D – Cable Loss
AG – Antenna Gain

Item	Unit	Value	**Remarks**
P	mW	39.0841	Peak value
D	dB		
AG	dBi	2	
G		1.58	Calculated Value
R	cm	20	Assumed value
S	mW/cm^2	0.0123	Calculated value

Limits:

Limit for General Population / Uncontrolled Exposure	
Frequency (MHz)	Power Density (mW/cm^2)
1500 – 100.000	1.0

3.4 Transmitter Radiated Emissions in Restricted Bands

FCC Rules: 15.247 (c), 15.205, 15.209, 15.35
Radiated emission measurements were performed from 30 MHz to 26500 MHz.
For radiated emission tests, the analyzer setting was as followings:

Frequency ≦ 1 GHz, RBW:100 kHz, VBW: 100 kHz (Peak measurements)
Frequency ＞1 GHz, RBW: 1 MHz, VBW: 1 MHz (Peak measurements)
Frequency ＞1 GHz , RBW:1 MHz , VBW: 10 Hz (Average measurements)

Limits.

For frequencies below 1GHz:

Frequency of Emission (MHz)	Field strength (microvolts/meter)	Field Strength (dB microvolts/meter)
30 - 88	100	40.0
88 - 216	150	43.5
216 - 960	200	46.0
Above	500	54.0

For frequencies above 1GHz (Average measurements).

Guidance on Measurement of Digit Transmission Systems:
"If the emission is pulsed, modify the unit for continuous operation, use the setting shown above, then correct the reading by subtracting the peak-average correction factor, derived from the appropriate duty cycle calculation."

The correction factor, based on the total channel dwell time in a 100 ms period, may be mathematically applied to a measurement made with an average detector, to further reduce the value.

Duty cycle correction = 20 log (dwell time/ 100ms)

Note: No duty cycle correction was added to the reading of this EUT.

Explanation: see attached diagrams in Appendix.

3.5 Spurious Emissions (tx)

Spurious emission was measured with modulation (declared by manufacturer).

In any 100 kHz bandwidth outside the frequency band in which the intentional radiator is operating, the radio frequency power that is produced by the intentional radiator shall be at least 20dB below that in the 100 kHz bandwidth within the band that contains the highest level of the desired power, based on either an RF conducted or a radiated measurement. Attenuation below the general limits specified in § 15.209(a) is not required. In addition, radiated emissions which fall in the restricted bands, as defined in § 15.205(a), must also comply with the radiated emission limits specified in § 15.209(a) (see § 15.205(c))

FCC Rule: 15.247(c), 15.35
For out of band emissions that are close to or that exceed the 20 dB attenuation requirement described in the specification, radiated measurements were performed at a 3 m separation distance to determine whether these emissions complied with the general radiated emission requirement.

Limits:

For frequencies above 1GHz (Peak measurements).
Modified Limit for peak according to 15.35 (b) = Max Permitted average Limits + 20dB

For frequencies above 1GHz (Average measurements).
Max. reading – 20dB

Max. reading – 20 dB
Guidance on Measurement of Digit Transmission Systems:
"If the emission is pulsed, modify the unit for continuous operation, use the settings shown above, then correct the reading by subtracting the peak-average correction factor, derived from the appropriate duty cycle calculation."

The correction factor, based on the total channel dwell time in a 100 ms period, may be mathematically applied to a measurement made with an average detector, to further reduce the value.

Duty Cycle correction = 20 log (dwell time/100ms)

Note: No duty cycle correction was added to the reading of EUT.

Registration number: W6M21803-17987-C-1
FCC ID: 2AQKUO720W

SAMPLE CALCULATION OF LIMIT. All results will be updated by an automatic measuring system in accordance with point 2.3.

Calculation of test results:
Such factors like antenna correction, cable loss, external attenuation etc. are already included in the provided measurement results. This is done by using validated test software and calibrated test system according the accreditation requirements.

The peak and average spurious emission plots was measured with the average limits.
In the Table being listed the critical peak and average value and exhibit the compliance with the above calculated Limits.

If in the column's correction factor states a value then the max. Field strength in the same row is corrected by a value gained from the "Correction Factor".

Summary table with radiated data of the test plots

Model: PE-O720W Date: --
Mode: -- Temperature: -- °C Engineer: --
Polarization: Horizontal Humidity: -- %

Frequency (MHz)	Reading (dBuV)	Detector	Factor (dB)	Result (dBuV/m)	Limit (dBuV/m)	Margin (dB)	Table Degree (Deg.)	Ant. High (cm)
--	--	--	--	--	--	--	--	--
--	--	--	--	--	--	--	--	--

Frequency (MHz)	Reading (dBuV)		Factor (dB)	Result @3m (dBuV/m)		Limit @3m (dBuV/m)		Margin (dB)	Table Degree (Deg.)	Ant. High (cm)
	Peak	Ave.	Corr.	Peak	Ave.	Peak	Ave.			
--	--	--	--	--	--	--	--	--	--	--
--	--	--	--	--	--	--	--	--	--	--
--	--	--	--	--	--	--	--	--	--	--
--	--	--	--	--	--	--	--	--	--	--
--	--	--	--	--	--	--	--	--	--	--

Polarization: Vertical

Frequency (MHz)	Reading (dBuV)	Detector	Factor (dB)	Result (dBuV/m)	Limit (dBuV/m)	Margin (dB)	Table Degree (Deg.)	Ant. High (cm)
--	--	--	--	--	--	--	--	--
--	--	--	--	--	--	--	--	--

Frequency (MHz)	Reading (dBuV)		Factor (dB)	Result @3m (dBuV/m)		Limit @3m (dBuV/m)		Margin (dB)	Table Degree (Deg.)	Ant. High (cm)
	Peak	Ave.	Corr.	Peak	Ave.	Peak	Ave.			
--	--	--	--	--	--	--	--	--	--	--
--	--	--	--	--	--	--	--	--	--	--
--	--	--	--	--	--	--	--	--	--	--
--	--	--	--	--	--	--	--	--	--	--
--	--	--	--	--	--	--	--	--	--	--

Registration number: W6M21803-17987-C-1
FCC ID: 2AQKUO720W

Note

1. **Correction Factor = Antenna factor + Cable loss - Preamplifier**
2. **The formula of measured value as: Test Result = Reading + Correction Factor**
3. **Detector function in the form : PK = Peak, QP = Quasi Peak, AV = Average**
4. **All not in the table noted test results are more than 20 dB below the relevant limits.**
5. **Measurement uncertainty for 3m measurement: 30-1000 MHz = ±3.57 dB, 1-18 GHz = ± 2.6 dB, 18-40 GHz= ± 2.58 dB ; Reported uncertainties represent expanded uncertainties expressed at approximately the 95% confidence level using a coverage factor of k = 2.**
6. **See attached diagrams in appendix.**

TEST RESULT (Transmitter): The unit DOES meet the FCC requirements.

Test equipment used: ETSTW-RE 004, ETSTW-RE 030, ETSTW-RE 062, ETSTW-RE 142, ETSTW-RE 147, ETSTW-RE 088, ETSTW-RE 018

3.6 Radiated Emission on the band edge

According to FCC rules part 15 subpart C §15.247(d) in any 100 kHz bandwidth outside the frequency band in which the intentional radiator is operating, the radio frequency power that is produced by the intentional radiator shall be at least 20dB below that in the 100 kHz bandwidth within the band that contains the highest level of the desired power, based on either an RF conducted or a radiated measurement. Attenuation below the general limits specified in § 15.209(a) is not required.

In addition radiated emission which fall in the restricted bands, as defined in section 15.205(a), must also with the radiated emission limits.

Mode A

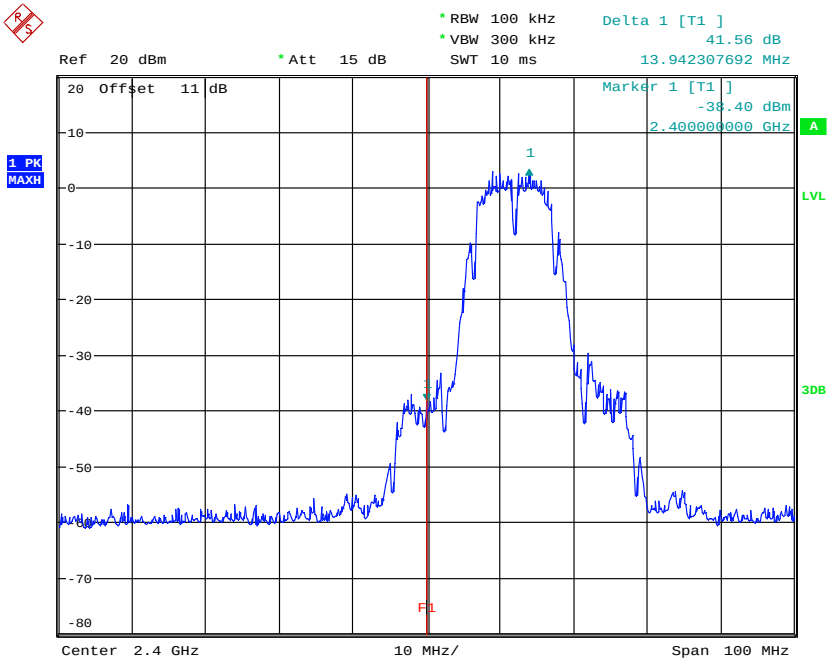

BANDEDGE 802.11B CH01
Date: 17.APR.2018 13:56:47

Registration number: W6M21803-17987-C-1
FCC ID: 2AQKUO720W

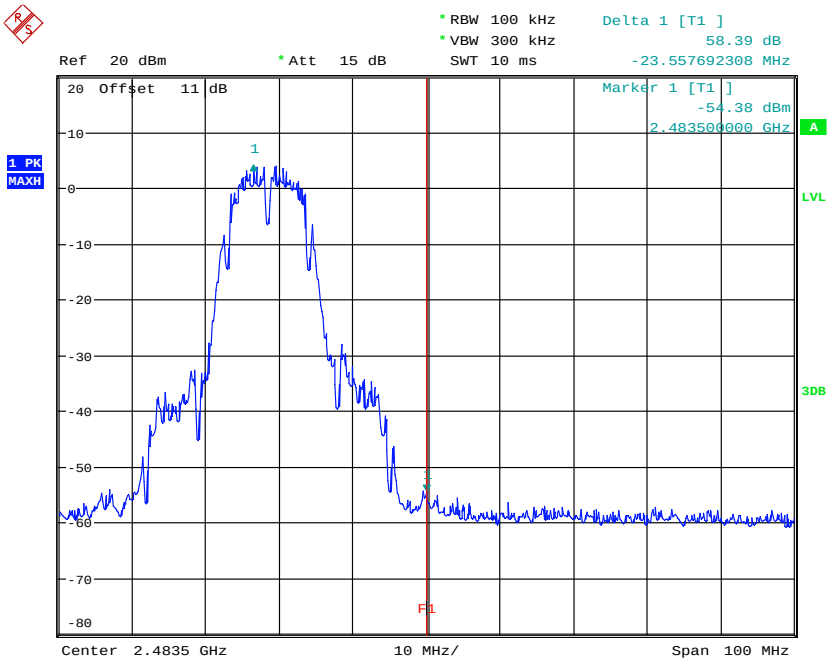

BANDEDGE 802.11B CH11

Date: 17.APR.2018 13:58:38

Mode B

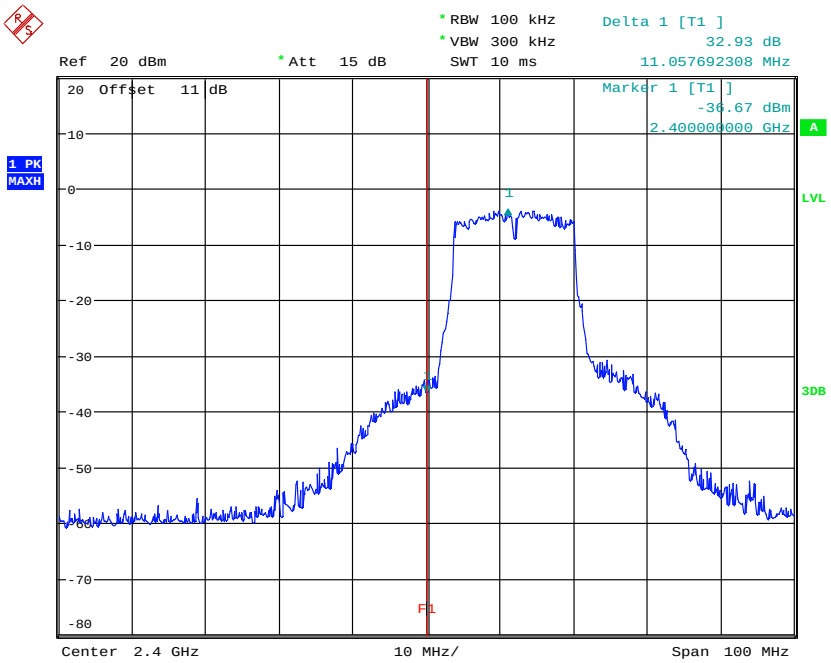

BANDEDGE 802.11G CH01

Date: 17.APR.2018 14:17:23

Registration number: W6M21803-17987-C-1
FCC ID: 2AQKUO720W

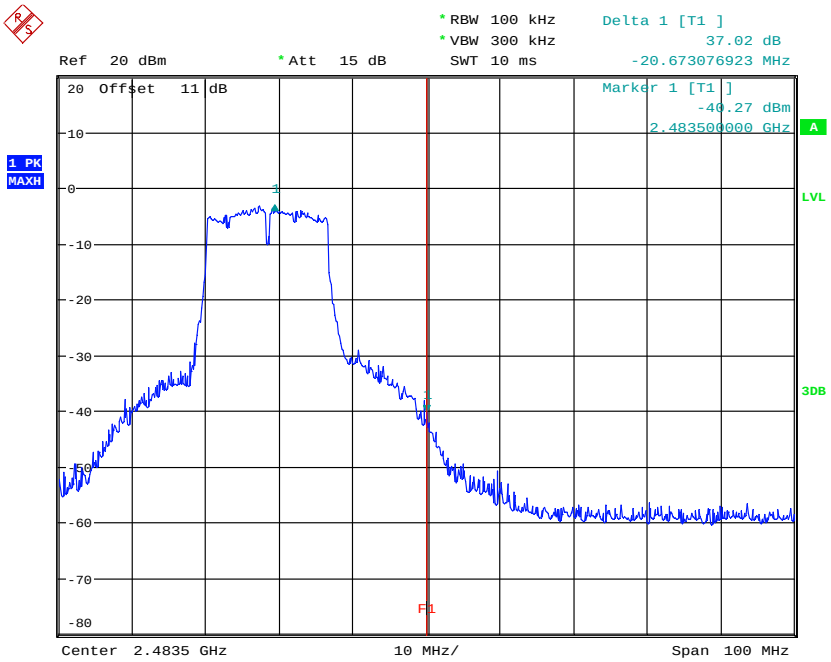

BANDEDGE 802.11G CH11

Date: 17.APR.2018 14:13:56

Mode C

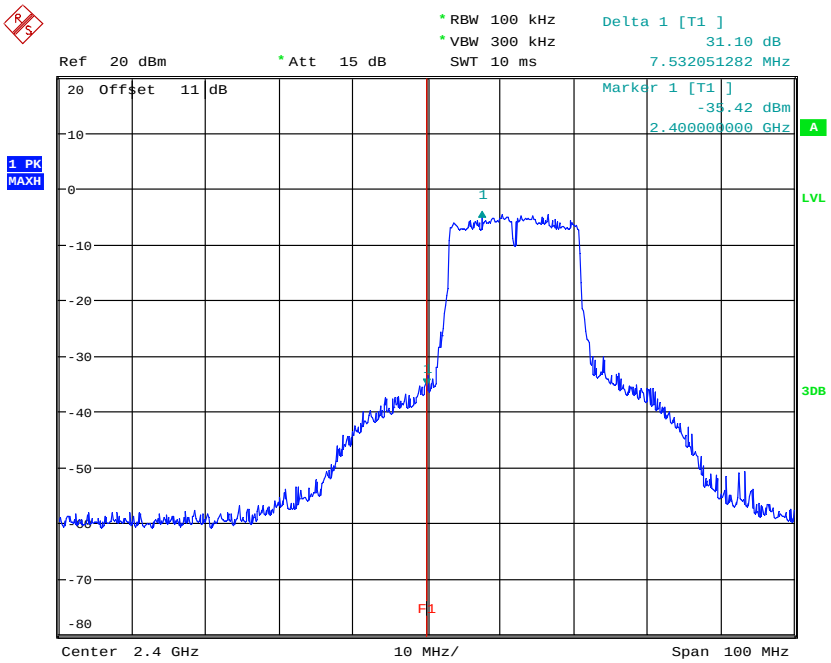

BANDEDGE 802.11N 20MHZ CH01

Date: 17.APR.2018 14:14:49

Registration number: W6M21803-17987-C-1
FCC ID: 2AQKUO720W

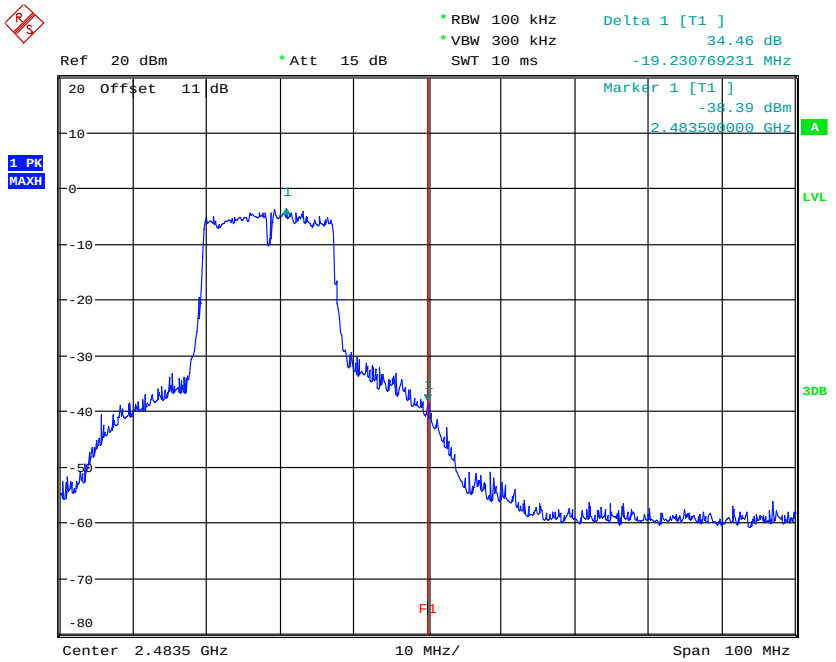

BANDEDGE 802.11N 20MHZ CH11
Date: 17.APR.2018 14:10:21

Limit:

Frequency Range / MHz	Limit
902 –928 2400 – 2483.5 5725 - 5850	- 20 dB

Test equipment used: ETSTW-RE 055, ETSTW-RE 050

3.7 Minimum 6 dB Bandwidth

The analyzer ResBW was set to 100 kHz. For each RF output channel investigated, the spectrum analyzer center frequency was set to the channel carrier. A PEAK reading was taken, two markers were set 6 dB below the maximum level on the right and the left side of the emission.
The 6 dB bandwidth is the frequency difference between the two markers.

Mode A

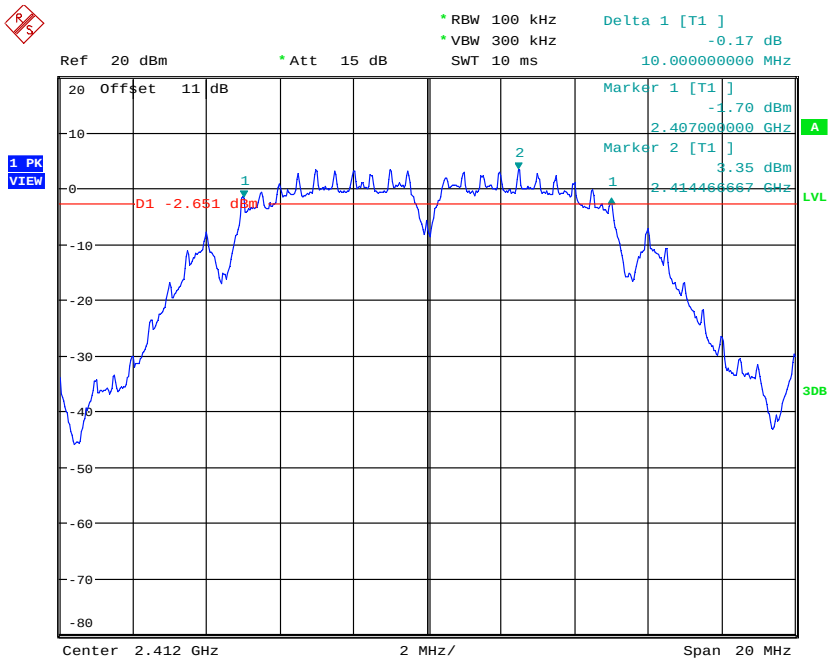

6DB BANDWIDTH 802.11B CH01
Date: 17.APR.2018 13:56:35

Registration number: W6M21803-17987-C-1
FCC ID: 2AQKUO720W

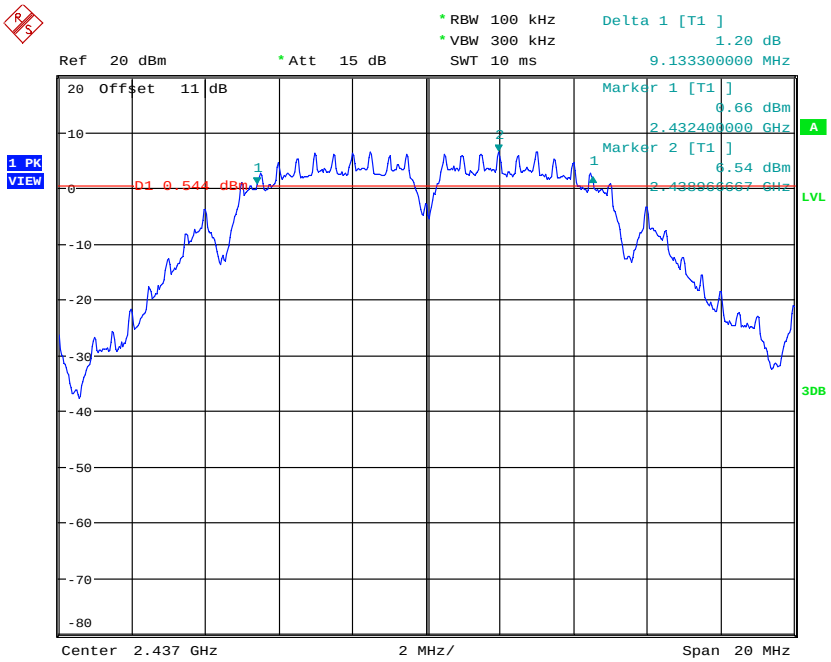

6DB BANDWIDTH 802.11B CH06

Date: 17.APR.2018 13:57:30

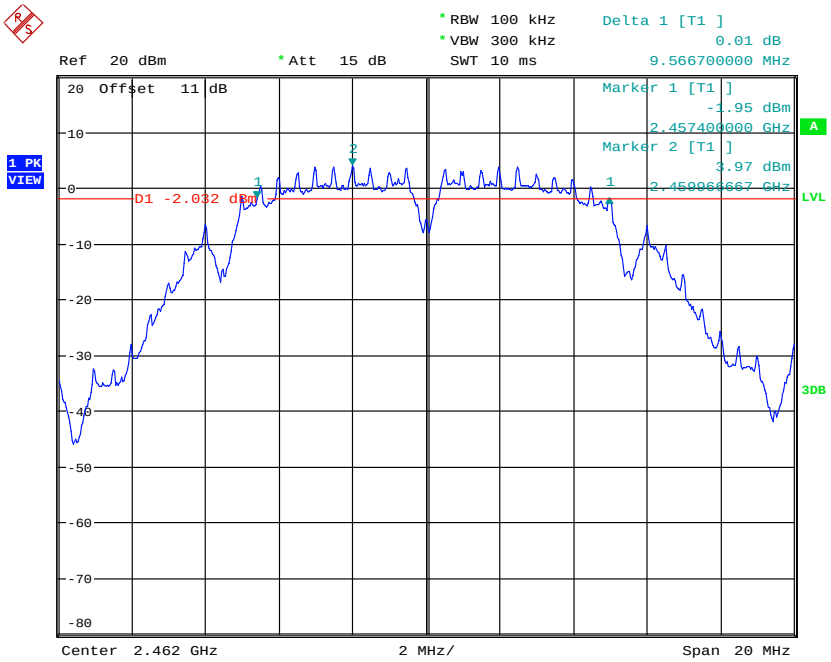

6DB BANDWIDTH 802.11B CH11

Date: 17.APR.2018 13:58:26

Registration number: W6M21803-17987-C-1
FCC ID: 2AQKUO720W
Mode B

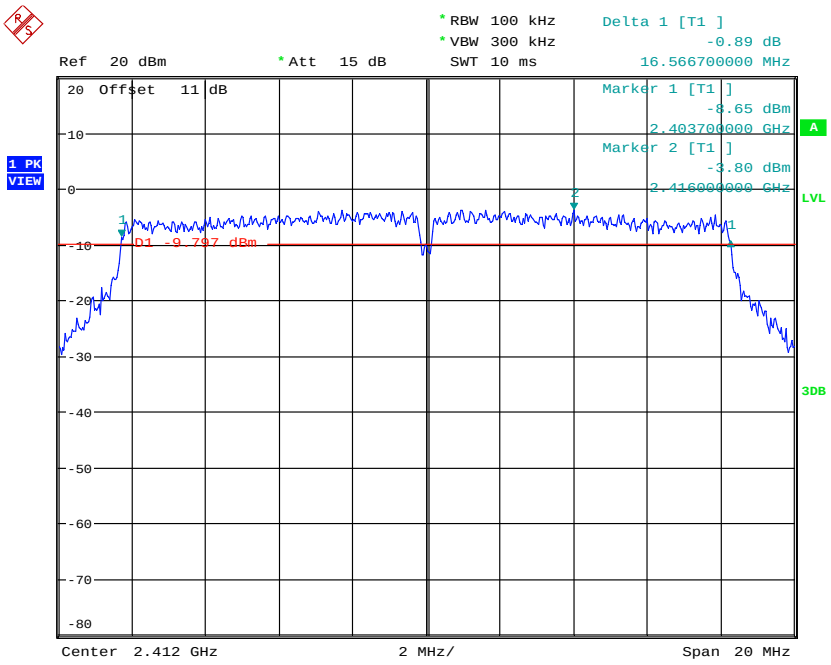

6DB BANDWIDTH 802.11G CH01

Date: 17.APR.2018 14:17:11

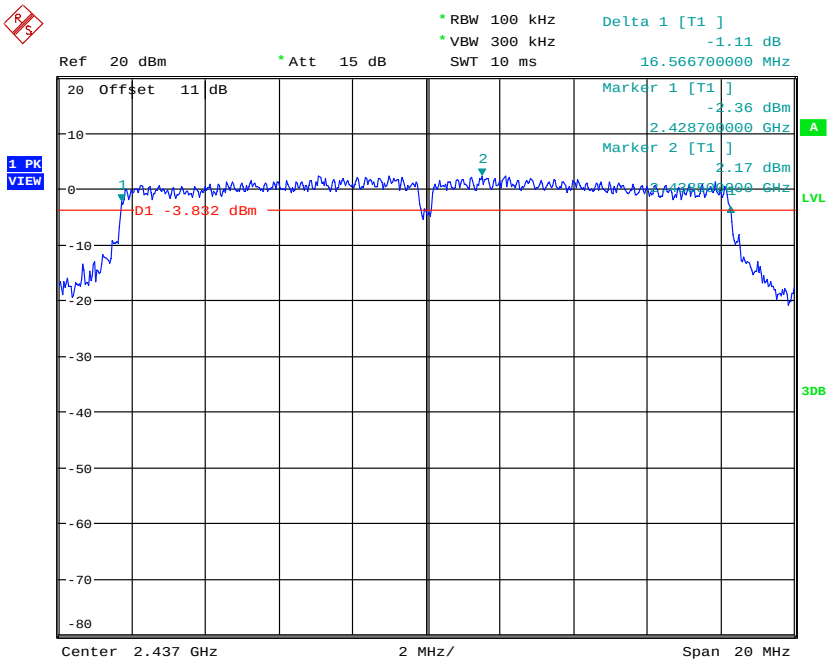

6DB BANDWIDTH 802.11G CH06

Date: 17.APR.2018 14:00:24

Registration number: W6M21803-17987-C-1
FCC ID: 2AQKUO720W

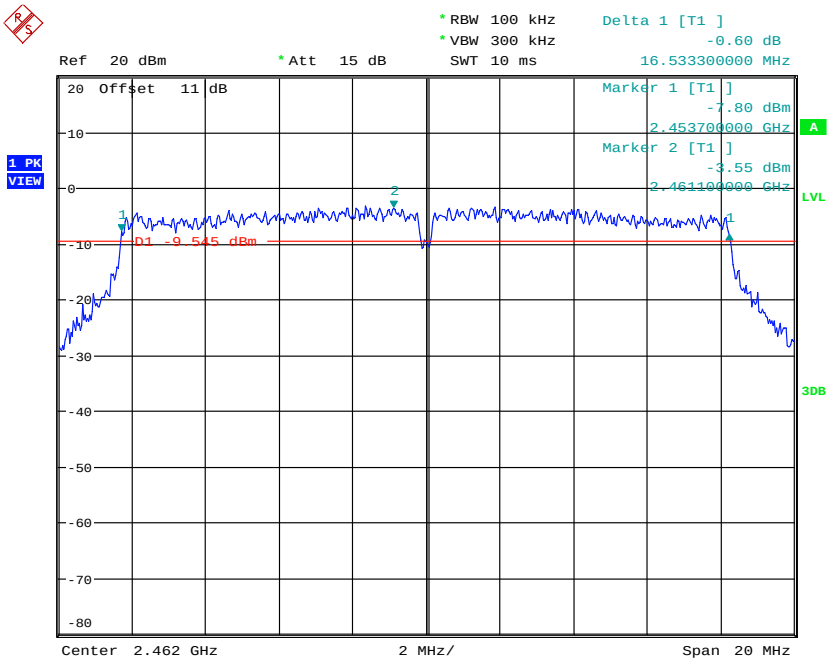

6DB BANDWIDTH 802.11G CH11

Date: 17.APR.2018 14:13:44

Mode C

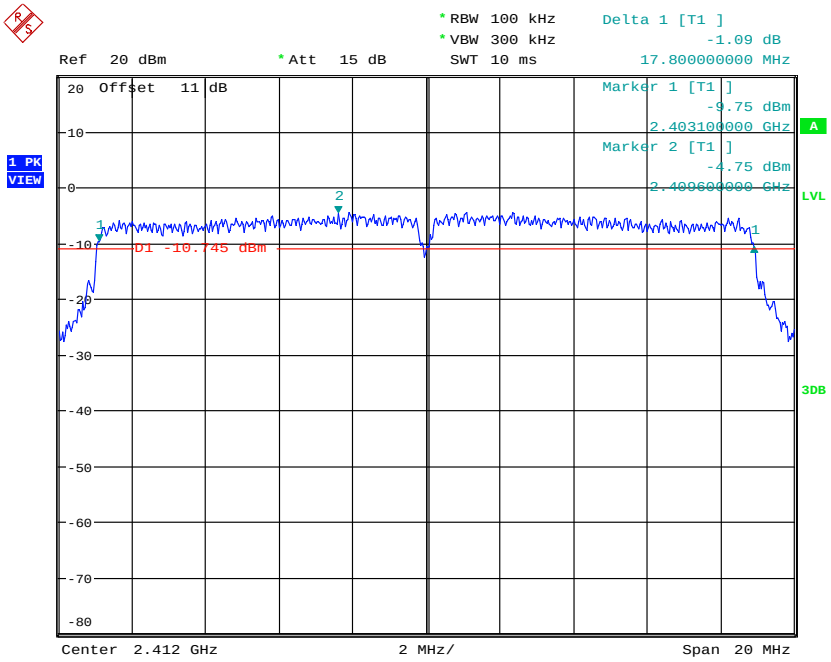

6DB BANDWIDTH 802.11N 20MHZ CH1

Date: 17.APR.2018 14:14:37

Registration number: W6M21803-17987-C-1
FCC ID: 2AQKUO720W

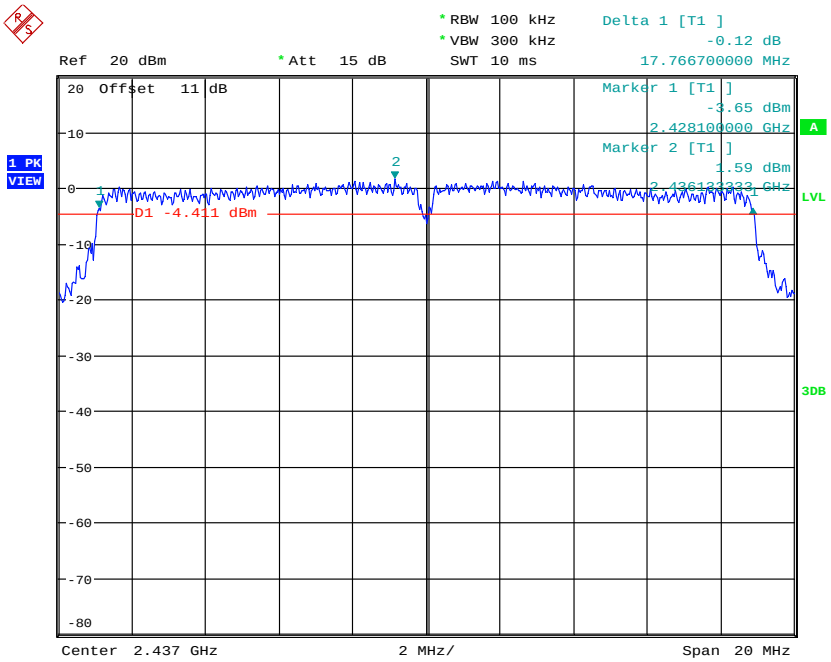

6DB BANDWIDTH 802.11N 20MHZ CH6

Date: 17.APR.2018 14:09:21

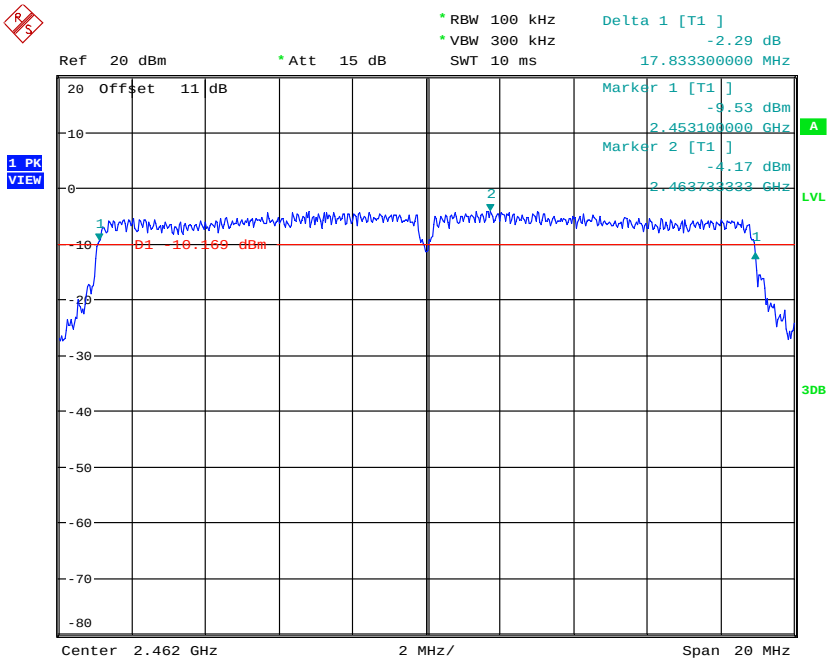

6DB BANDWIDTH 802.11N 20MHZ CH11

Date: 17.APR.2018 14:10:09

Registration number: W6M21803-17987-C-1
FCC ID: 2AQKUO720W

Limits:

Frequency Range MHz	**Limits**
902-928	min 500 kHz
2400-2483.5	min 500 kHz
5725-5850	min 500 kHz

Test equipment used: ETSTW-RE 055, ETSTW-RE 050

3.8 Peak Power Spectral Density

Peak Power Spectral density is a measured at low, middle and high channel.

The peak output power is measured with a measurement bandwidth of 10 MHz and displayed on diagram together with Peak Power Spectral Density result which was measured with a bandwidth of 3 kHz, appreciate frequency span and sweep time.

Mode A

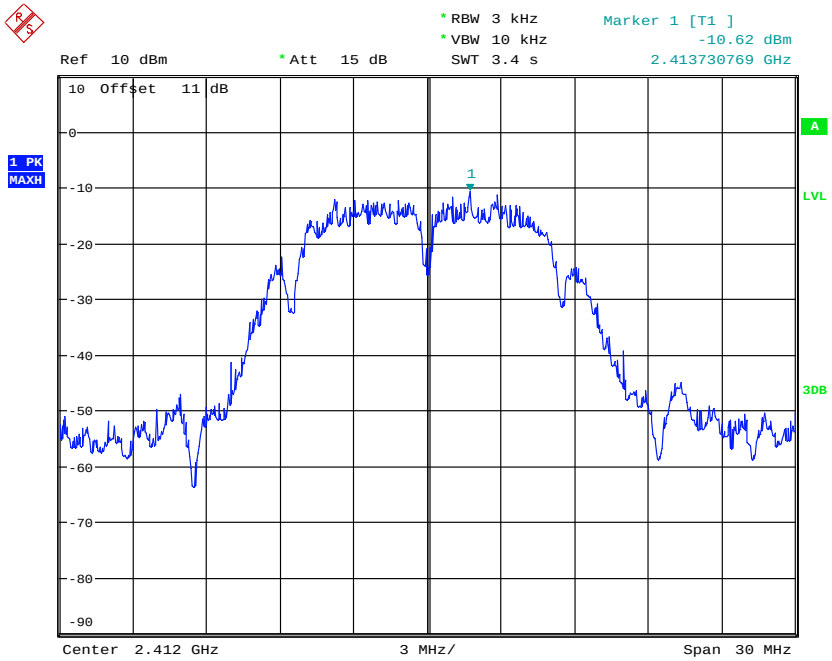

POWER DENSITY 802.11B CH01

Date: 17.APR.2018 13:56:43

Registration number: W6M21803-17987-C-1
FCC ID: 2AQKUO720W

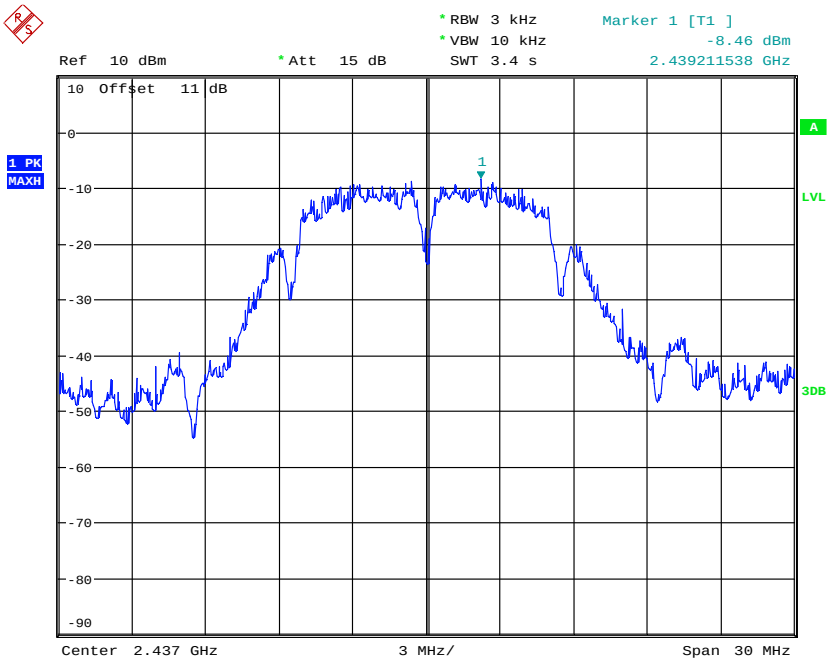

POWER DENSITY 802.11B CH06
Date: 17.APR.2018 13:57:38

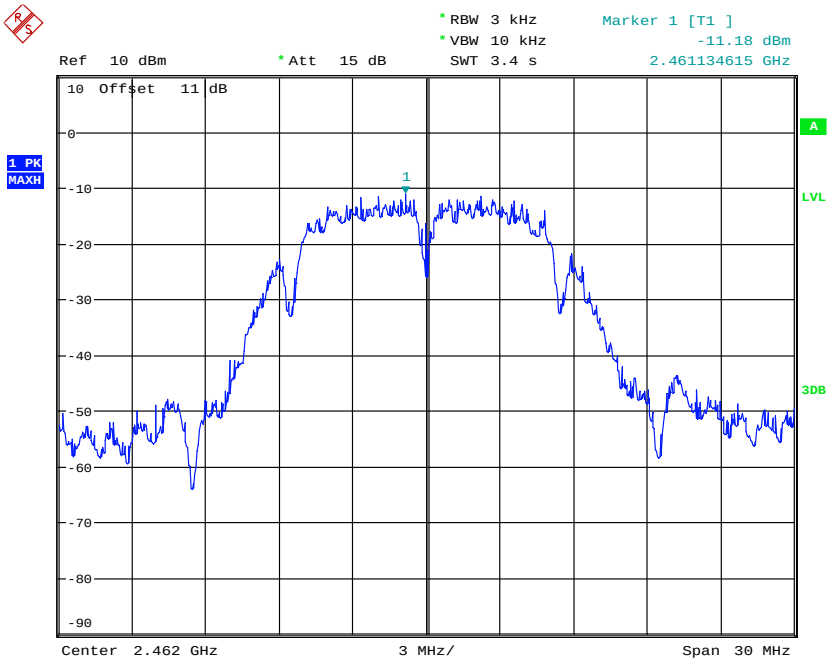

POWER DENSITY 802.11B CH11
Date: 17.APR.2018 13:58:34

Registration number: W6M21803-17987-C-1
FCC ID: 2AQKUO720W
Mode B

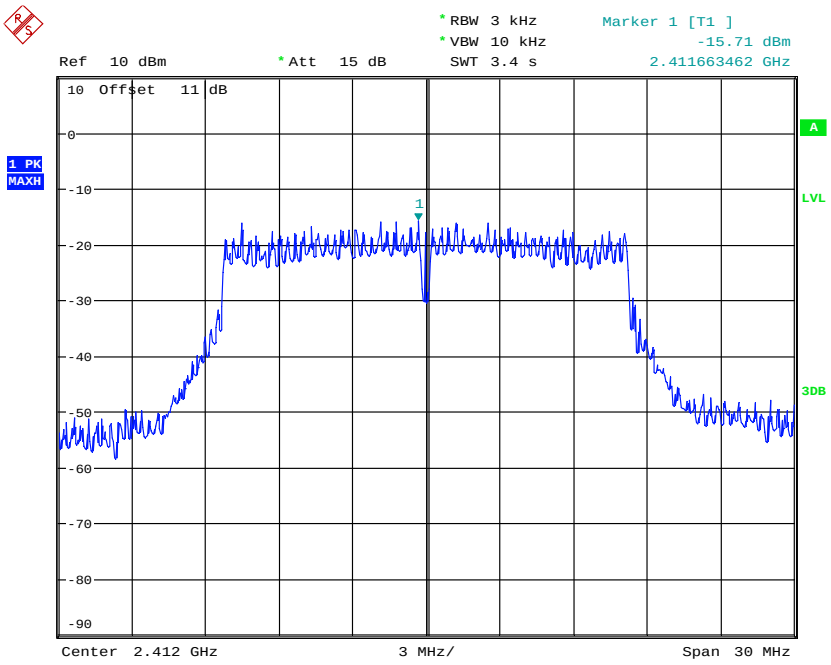

POWER DENSITY 802.11G CH01
Date: 17.APR.2018 14:17:19

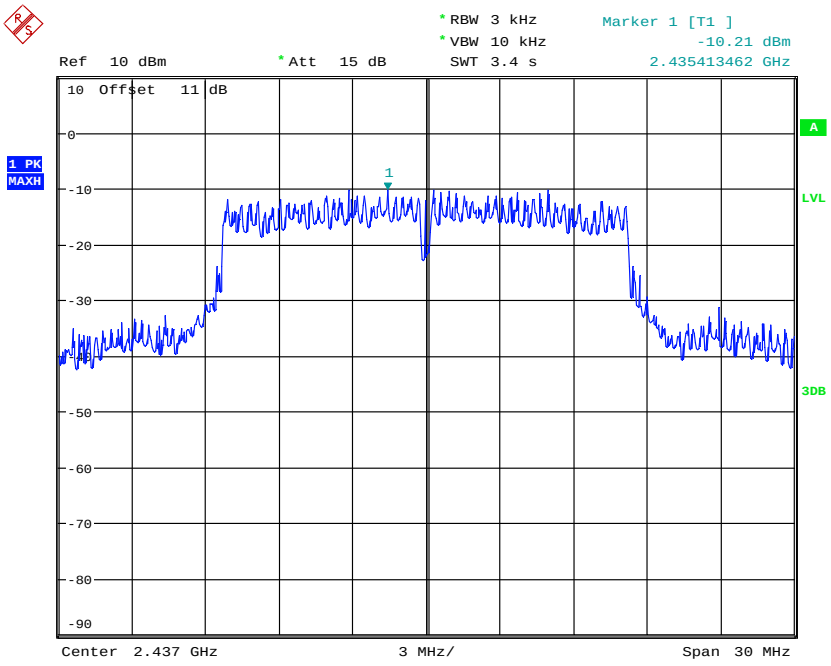

POWER DENSITY 802.11G CH06
Date: 17.APR.2018 14:00:32

Registration number: W6M21803-17987-C-1
FCC ID: 2AQKUO720W

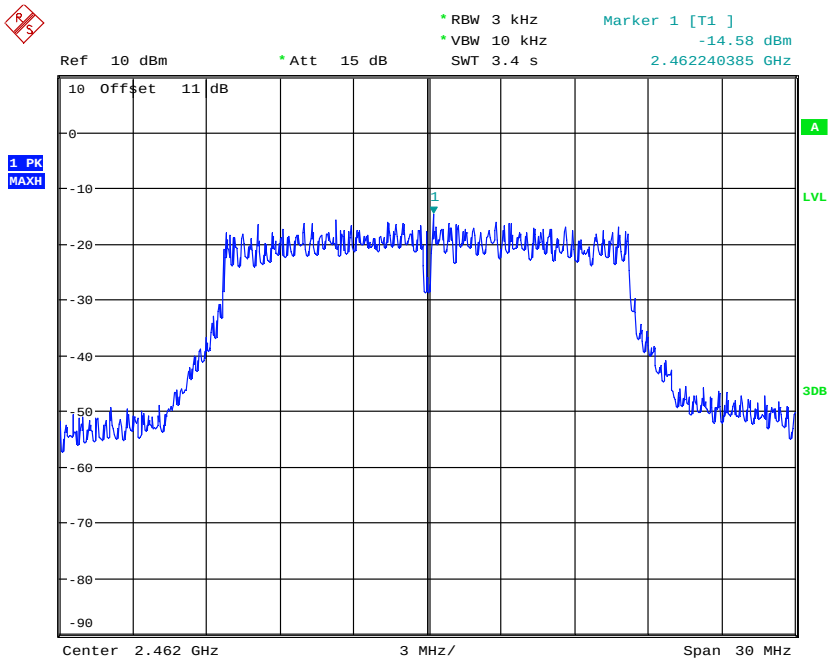

POWER DENSITY 802.11G CH11
Date: 17.APR.2018 14:13:52

Mode C

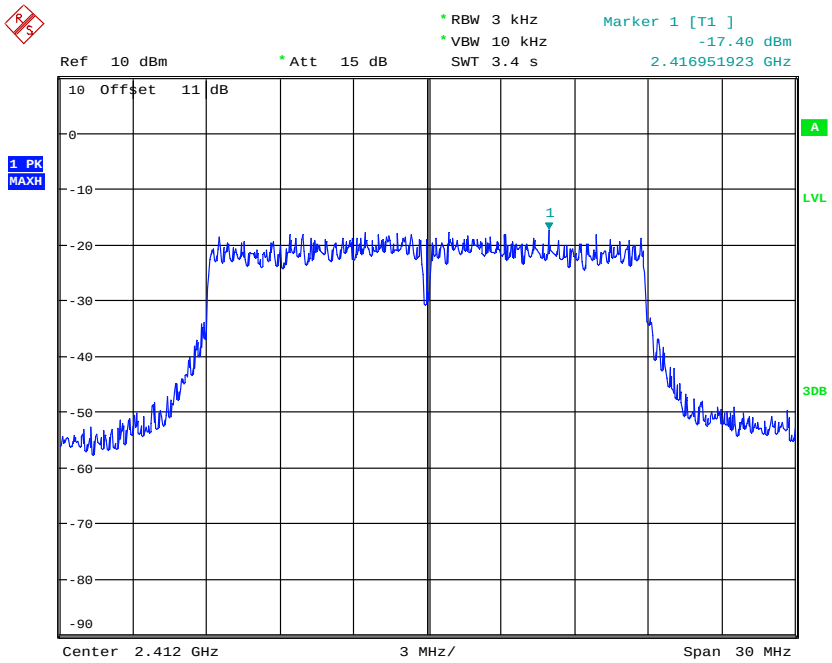

POWER DENSITY 802.11N 20MHZ CH1
Date: 17.APR.2018 14:14:45

Registration number: W6M21803-17987-C-1
FCC ID: 2AQKUO720W

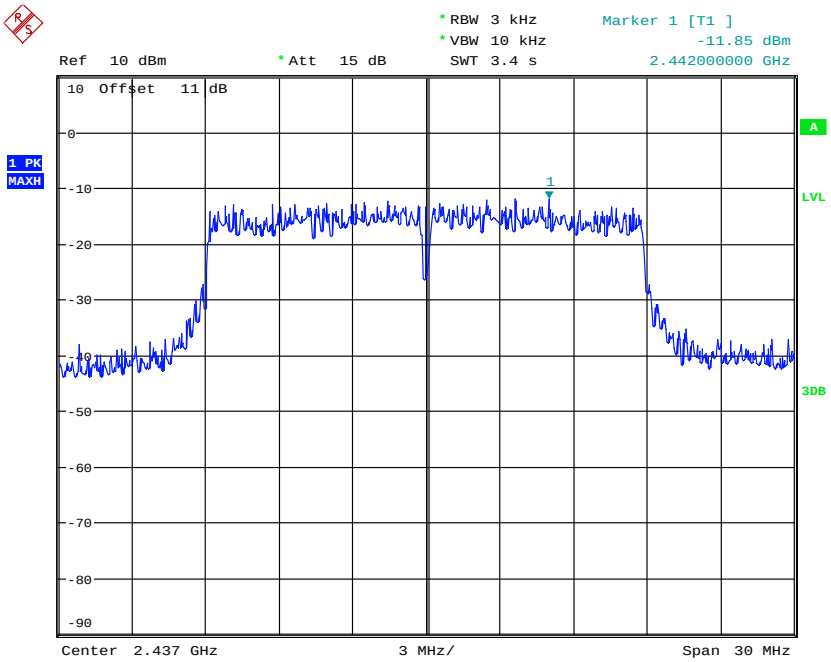

POWER DENSITY 802.11N 20MHZ CH6
Date: 17.APR.2018 14:09:29

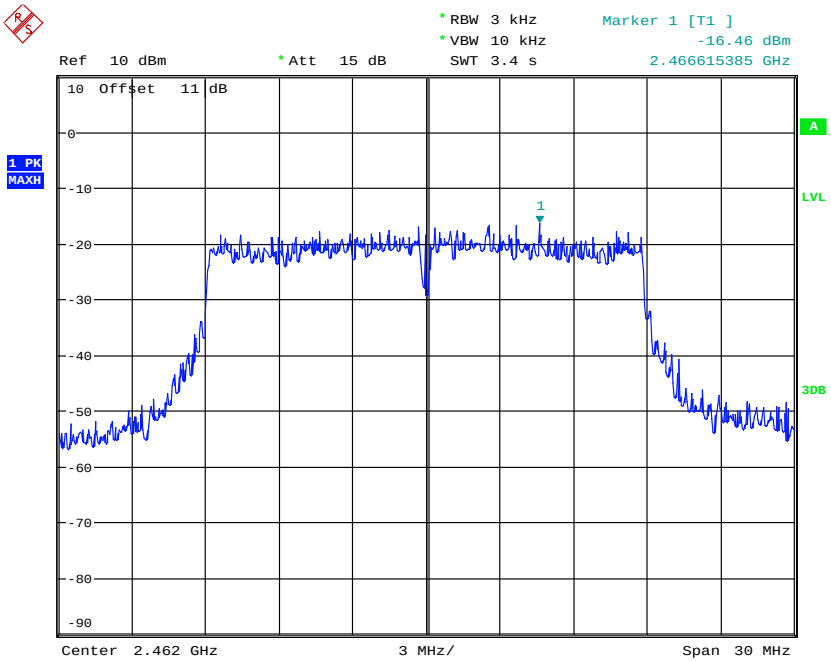

POWER DENSITY 802.11N 20MHZ CH11
Date: 17.APR.2018 14:10:17

Registration number: W6M21803-17987-C-1
FCC ID: 2AQKUO720W

Limits:

Frequency Range MHz	dBm
902-928	8
2400-2483.5	8
5725-5850	8

Test equipment used: ETSTW-RE 055, ETSTW-RE 050

Registration number: W6M21803-17987-C-1
FCC ID: 2AQKUO720W

3.9 Radiated Emission from Receiver Part

Model: PE-O720W Date: --
Mode: -- Temperature: -- °C Engineer: --
Polarization: Horizontal Humidity: -- %

Frequency (MHz)	Reading (dBuV)	Detector	Factor (dB)	Result (dBuV/m)	Limit (dBuV/m)	Margin (dB)	Table Degree (Deg.)	Ant. High (cm)
--	--	--	--	--	--	--	--	--
--	--	--	--	--	--	--	--	--

Frequency (MHz)	Reading (dBuV)		Factor (dB) Corr.	Result @3m (dBuV/m)		Limit @3m (dBuV/m)		Margin (dB)	Table Degree (Deg.)	Ant. High (cm)
	Peak	Ave.		Peak	Ave.	Peak	Ave.			
--	--	--	--	--	--	--	--	--	--	--
--	--	--	--	--	--	--	--	--	--	--
--	--	--	--	--	--	--	--	--	--	--
--	--	--	--	--	--	--	--	--	--	--
--	--	--	--	--	--	--	--	--	--	--

Polarization: Vertical

Frequency (MHz)	Reading (dBuV)	Detector	Factor (dB)	Result (dBuV/m)	Limit (dBuV/m)	Margin (dB)	Table Degree (Deg.)	Ant. High (cm)
--	--	--	--	--	--	--	--	--
--	--	--	--	--	--	--	--	--

Frequency (MHz)	Reading (dBuV)		Factor (dB) Corr.	Result @3m (dBuV/m)		Limit @3m (dBuV/m)		Margin (dB)	Table Degree (Deg.)	Ant. High (cm)
	Peak	Ave.		Peak	Ave.	Peak	Ave.			
--	--	--	--	--	--	--	--	--	--	--
--	--	--	--	--	--	--	--	--	--	--
--	--	--	--	--	--	--	--	--	--	--
--	--	--	--	--	--	--	--	--	--	--
--	--	--	--	--	--	--	--	--	--	--

Note

1. **Correction Factor = Antenna factor + Cable loss - Preamplifier**
2. **The formula of measured value as: Test Result = Reading + Correction Factor**
3. **Detector function in the form : PK = Peak, QP = Quasi Peak, AV = Average**
4. **All not in the table noted test results are more than 20 dB below the relevant limits.**
5. **Measurement uncertainty for 3m measurement: 30-1000 MHz = ±3.57 dB, 1-18 GHz = ± 2.6 dB, 18-40 GHz= ± 2.58 dB ; Reported uncertainties represent expanded uncertainties expressed at approximately the 95% confidence level using a coverage factor of k = 2.**
6. **Please refer to the test report number:W6M21803-17987-P-15B.**

Explanation: The test results are listed in the separated test report no.: W6M21803-17987-P-15B.

Test equipment used: ETSTW-RE 004, ETSTW-RE 030, ETSTW-RE 062, ETSTW-RE 142, ETSTW-RE 147, ETSTW-RE 088, ETSTW-RE 018

3.10 Power Line Conducted Emission

For an intentional radiator which is designed to be connected to the public utility (AC) power line, the radio frequency voltage that is conducted back onto the AC line on any frequency or frequencies within the band 150 kHz to 30 MHz shall not exceed the limits in the table bellows with this provision shall be based on the measurement of the radio frequency voltage between each power line and ground at the power terminals.

This measurement was transact first with instrumentation using an average and peak detector and a 10 kHz bandwidth. If the peak detector achieves a calculated level, the measurement is repeated by an instrumentation using a quasi-peak detector.

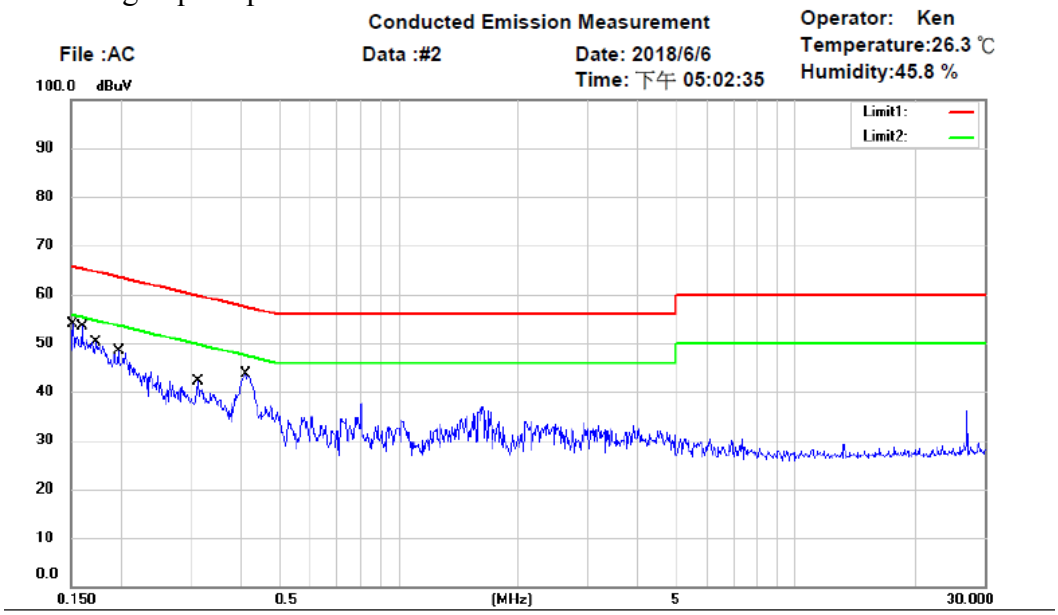

Site : Chamber_03
Condition : FCC Part 15 Class B Conduction (QP)
EUT : W6M21803-17987
M/N:
Test Mode :
Note :
Phase: N
Power : 120 Va.c.

Mk.	Frequency (MHz)	Reading (dBuV)	Detector	Corrected factor(dB)	Result (dBuV)	Limit (dBuV)	Margin (dB)	Comment
	0.1514	29.00	QP	9.74	38.74	65.92	-27.18	
	0.1514	13.63	AVG	9.74	23.37	55.92	-32.55	
	0.1595	29.68	QP	9.74	39.42	65.49	-26.07	
	0.1595	19.45	AVG	9.74	29.19	55.49	-26.30	
	0.1726	27.55	QP	9.74	37.29	64.83	-27.54	
	0.1726	12.35	AVG	9.74	22.09	54.83	-32.74	
	0.1970	26.76	QP	9.73	36.49	63.74	-27.25	
	0.1970	16.09	AVG	9.73	25.82	53.74	-27.92	
	0.3124	18.62	QP	9.73	28.35	59.91	-31.56	
	0.3124	8.44	AVG	9.73	18.17	49.91	-31.74	
	0.4110	27.38	QP	9.74	37.12	57.63	-20.51	
*	0.4110	21.00	AVG	9.74	30.74	47.63	-16.89	

Registration number: W6M21803-17987-C-1
FCC ID: 2AQKUO720W

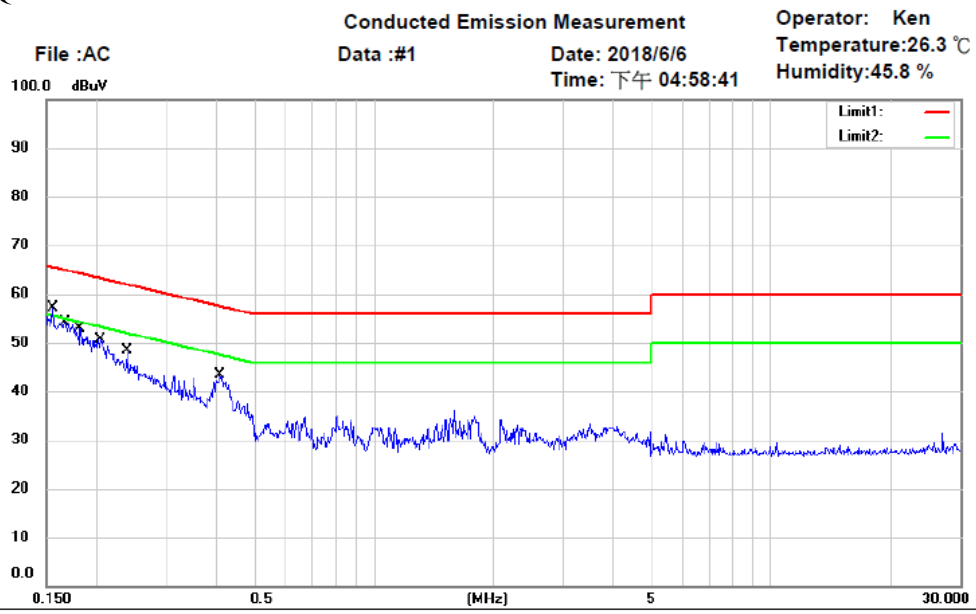

Site : Chamber_03
Condition : FCC Part 15 Class B Conduction (QP)
Phase: L1
EUT : W6M21803-17987
Power : 120 Va.c.
M/N:
Test Mode :
Note :

Mk.	Frequency (MHz)	Reading (dBuV)	Detector	Corrected factor(dB)	Result (dBuV)	Limit (dBuV)	Margin (dB)	Comment
	0.1552	33.35	QP	9.73	43.08	65.72	-22.64	
	0.1552	20.10	AVG	9.73	29.83	55.72	-25.89	
	0.1668	31.43	QP	9.73	41.16	65.12	-23.96	
	0.1668	14.73	AVG	9.73	24.46	55.12	-30.66	
	0.1824	28.65	QP	9.72	38.37	64.38	-26.01	
	0.1824	12.87	AVG	9.72	22.59	54.38	-31.79	
	0.2046	29.36	QP	9.72	39.08	63.42	-24.34	
	0.2046	23.11	AVG	9.72	32.83	53.42	-20.59	
	0.2384	22.52	QP	9.72	32.24	62.15	-29.91	
	0.2384	9.63	AVG	9.72	19.35	52.15	-32.80	
	0.4085	25.43	QP	9.73	35.16	57.68	-22.52	
*	0.4085	19.94	AVG	9.73	29.67	47.68	-18.01	

Note: 1. The formula of measured value as: Test Result = Reading + Correction Factor
2. The Correction Factor = Cable Loss + LISN Insertion Loss + Pulse Limit Loss
3. Detector function in the form : PK = Peak, QP = Quasi Peak, AV = Average
4. All not in the table noted test results are more than 20 dB below the relevant limits.
5. Measurement uncertainty = ±1.54dB; Reported uncertainties represent expanded uncertainties expressed at approximately the 95% confidence level using a coverage factor of k = 2.
6. Up Line: QP Limit Line, Down Line: Ave Limit Line.

Registration number: W6M21803-17987-C-1
FCC ID: 2AQKUO720W

Limits:

Frequency of Emission (MHz)	Conducted Limit (dBuV)	
	Quasi Peak	Average
0.15-0.5	66 to 56	56 to 46
0.5-5	56	46
5-30	60	50

Test equipment used: ETSTW-CE 001, ETSTW-CE 016, ETSTW-RE 045

Appendix

Measurement diagrams

Radiated Emission

Address:6F.,No.58,Ln 188,Ruey Kuang Rd,Neihu,Taipei
Tel:+886-2-6606-8877
Fax:+886-2-6606-8879

Radiated Emission Measurement

Operator: Vincent

File :1 Data :#1 Date: 5/2/2018 Time: 10:54:06 AM

Temperature:26.3 ℃
Humidity:70.5 %

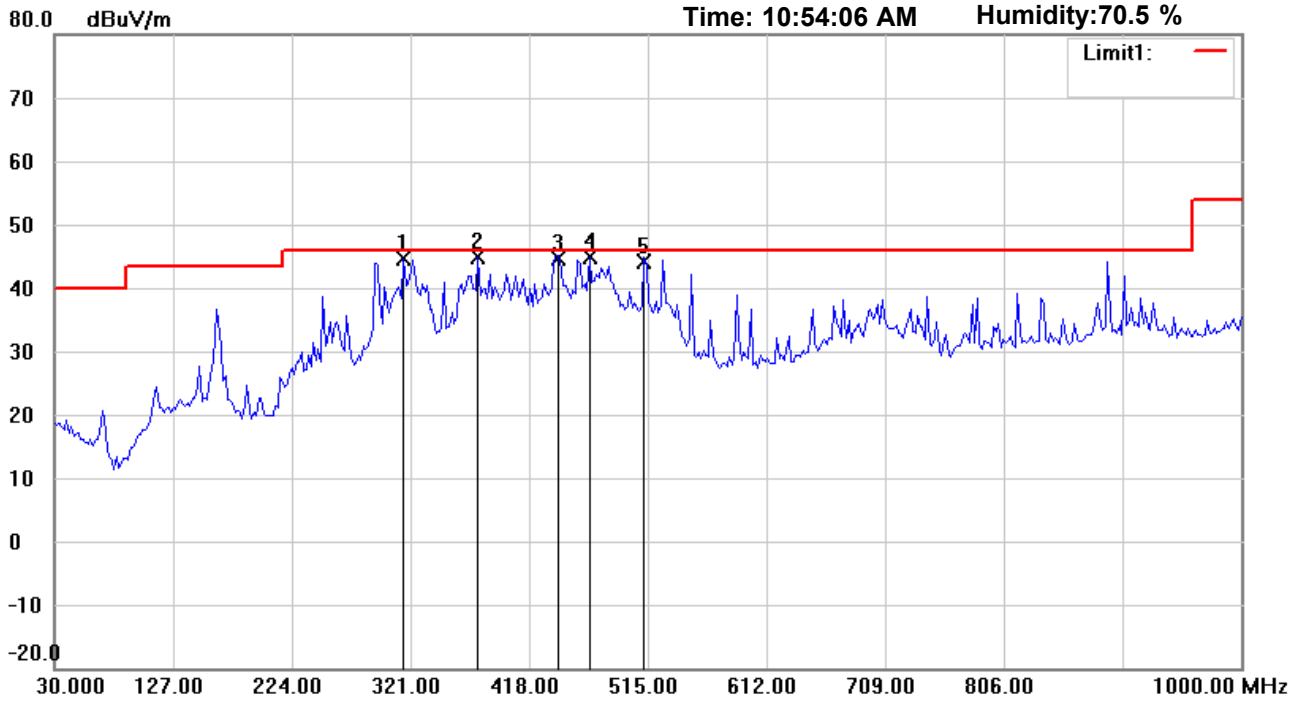

Site : Chamber

Condition : FCC_part 15 RE-Class C_30-1000MHz

Polarization: *Horizontal*

EUT : W6M21803-17987

Power : 120 Va.c.

M/N:

Distance: 3m

Test Mode : TX 802.11b CH1

Note :

Mk.	Frequency (MHz)	Reading (dBuV)	Detector	Corr. factor (dB/m)	Result (dBuV/m)	Limit (dBuV/m)	Ant.Pos (cm)	Tab.Pos (deg.)	Margin (dB)	Comment
	315.7515	49.77	peak	-5.23	44.54	46.00	100	35	-1.46	
	376.0120	48.63	peak	-3.86	44.77	46.00	100	147	-1.23	
	442.1042	47.79	peak	-3.14	44.65	46.00	100	150	-1.35	
*	467.3747	47.69	QP	-2.74	44.95	46.00	100	260	-1.05	
	512.0842	46.20	peak	-1.95	44.25	46.00	100	195	-1.75	

*:Maximum data x:Over limit !:over margin

Address:6F.,No.58,Ln 188,Ruey Kuang Rd,Neihu,Taipei
Tel:+886-2-6606-8877
Fax:+886-2-6606-8879

Radiated Emission Measurement

Operator: Vincent

File :1 Data :#2 Date: 5/2/2018 Time: 10:56:38 AM

Temperature:26.3 ℃
Humidity:70.5 %

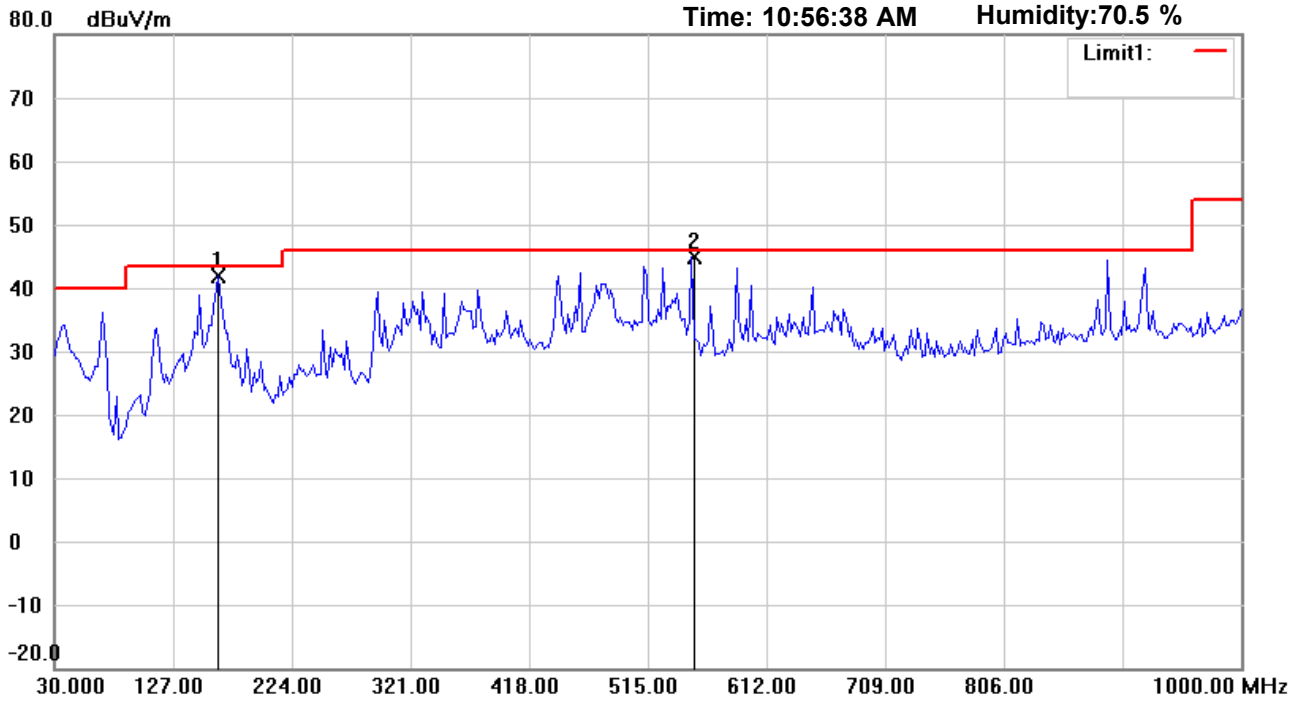

Site : Chamber

Condition : FCC_part 15 RE-Class C_30-1000MHz

Polarization: *Vertical*

EUT : W6M21803-17987

Power : 120 Va.c.

M/N:

Distance: 3m

Test Mode : TX 802.11b CH1

Note :

Mk.	Frequency (MHz)	Reading (dBuV)	Detector	Corr. factor (dB/m)	Result (dBuV/m)	Limit (dBuV/m)	Ant.Pos (cm)	Tab.Pos (deg.)	Margin (dB)	Comment
	164.1283	50.95	peak	-9.16	41.79	43.50	100	305	-1.71	
*	550.9620	45.92	peak	-1.15	44.77	46.00	100	195	-1.23	

*:Maximum data x:Over limit !:over margin

Address:6F.,No.58,Ln 188,Ruey Kuang Rd,Neihu,Taipei
Tel:+886-2-6606-8877
Fax:+886-2-6606-8879

Radiated Emission Measurement

Operator: Sky

File :3 | Data :#1 | Date: 4/24/2018 | Time: 9:15:13 PM | Temperature:26.3 ℃ | Humidity:68.6 %

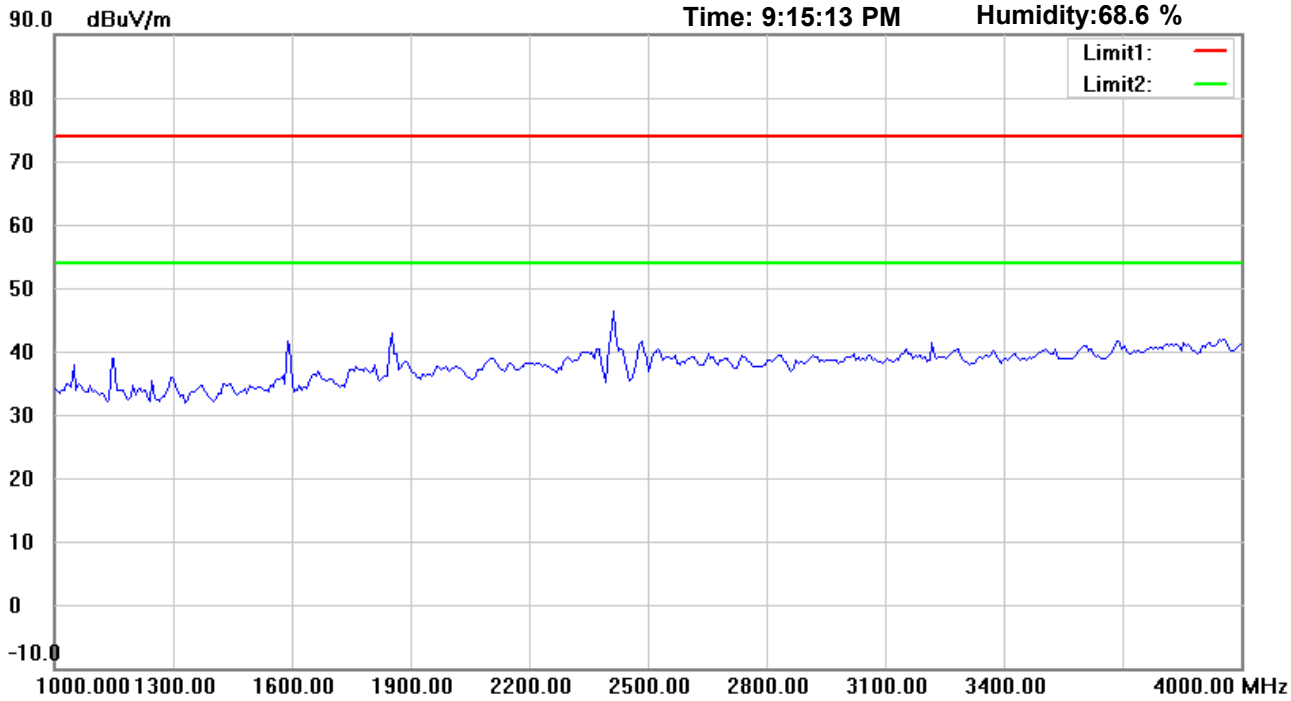

Site : Chamber

Condition : FCC_part 15 RE-Class C_Above 1GHz_PK

Polarization: *Horizontal*

EUT : W6M21803-17987

Power : 120 Va.c.

M/N:

Distance: 3m

Test Mode : TX 802.11b CH1

Note :

Mk.	Frequency (MHz)	Reading (dBuV)	Detector	Corr. factor (dB/m)	Result (dBuV/m)	Limit (dBuV/m)	Ant.Pos (cm)	Tab.Pos (deg.)	Margin (dB)	Comment

*:Maximum data x:Over limit !:over margin

Address:6F.,No.58,Ln 188,Ruey Kuang Rd,Neihu,Taipei
Tel:+886-2-6606-8877
Fax:+886-2-6606-8879

Radiated Emission Measurement

Operator: Sky

File :3 | Data :#6 | Date: 4/24/2018 | Time: 9:18:43 PM | Temperature:26.3 ℃ | Humidity:68.6 %

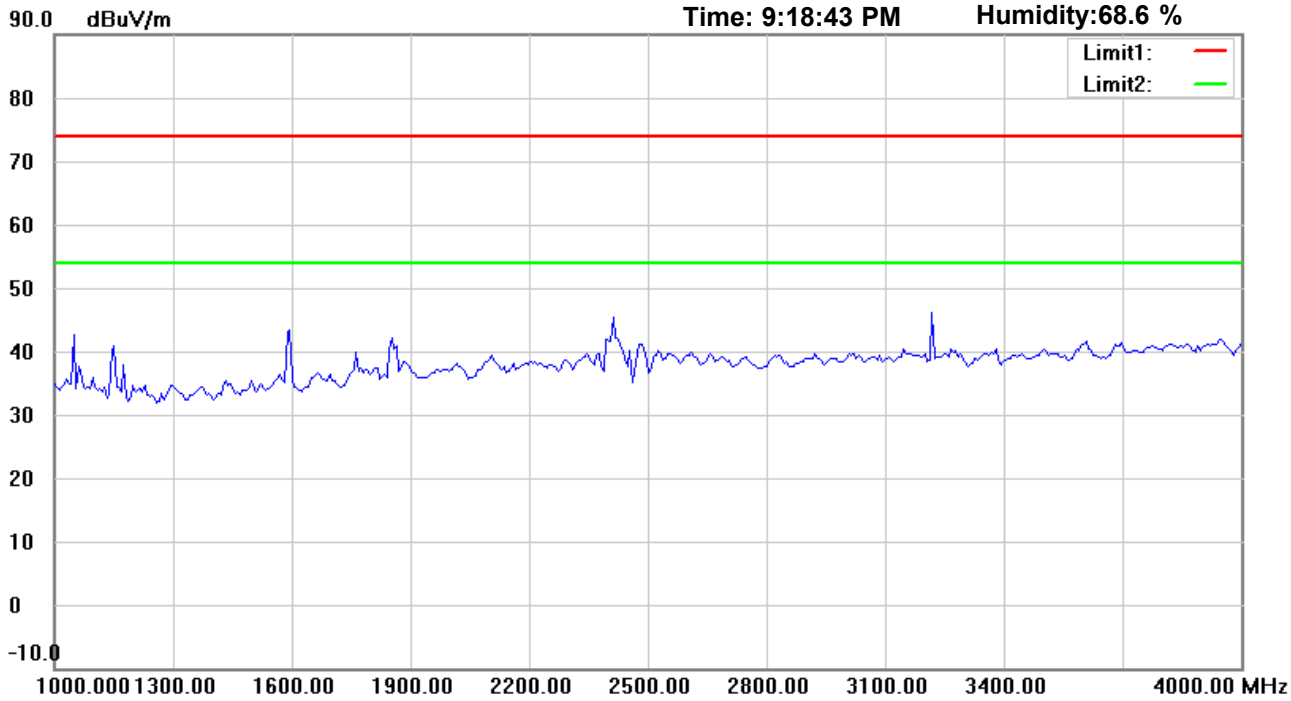

Site : Chamber

Condition : FCC_part 15 RE-Class C_Above 1GHz_PK

Polarization: *Vertical*

EUT : W6M21803-17987

Power : 120 Va.c.

M/N:

Distance: 3m

Test Mode : TX 802.11b CH1

Note :

Mk.	Frequency (MHz)	Reading (dBuV)	Detector	Corr. factor (dB/m)	Result (dBuV/m)	Limit (dBuV/m)	Ant.Pos (cm)	Tab.Pos (deg.)	Margin (dB)	Comment

*:Maximum data x:Over limit !:over margin

Address:6F.,No.58,Ln 188,Ruey Kuang Rd,Neihu,Taipei
Tel:+886-2-6606-8877
Fax:+886-2-6606-8879

Radiated Emission Measurement

Operator: Sky

File :3 | Data :#2 | Date: 4/24/2018 | Time: 9:16:13 PM | Temperature:26.3 ℃ | Humidity:68.6 %

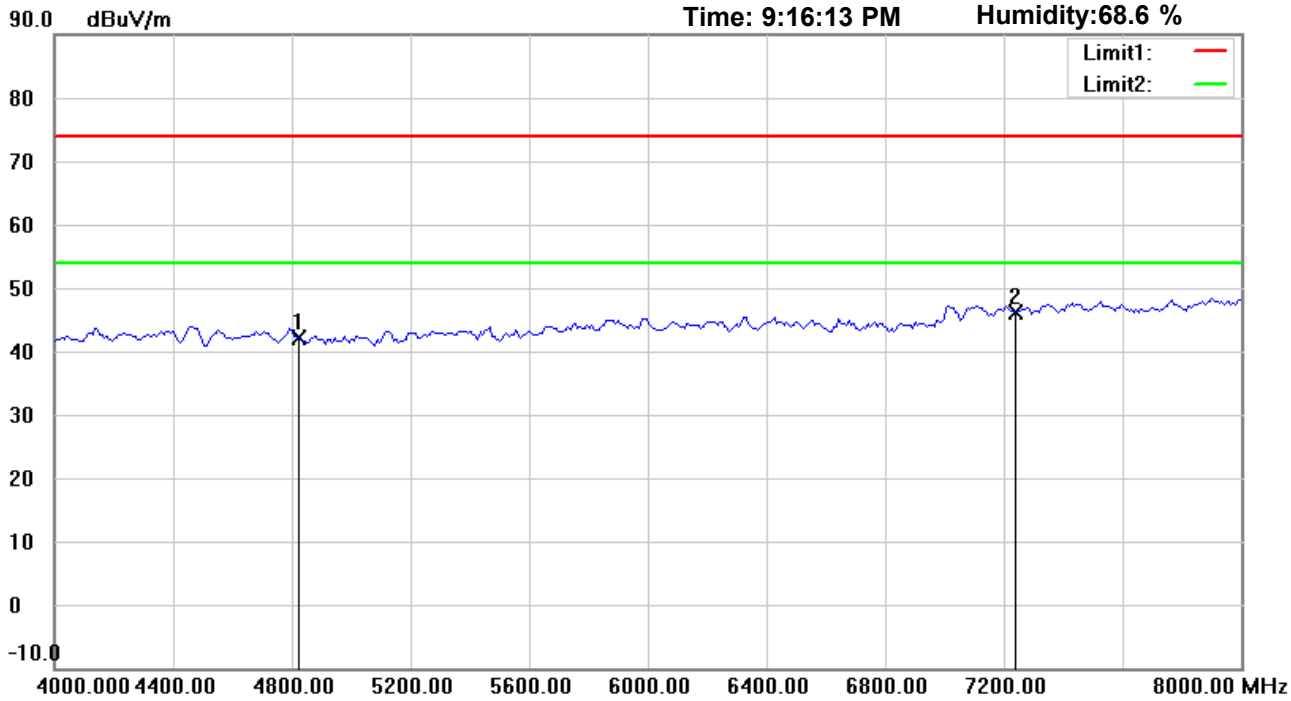

Site : Chamber

Condition : FCC_part 15 RE-Class C_Above 1GHz_PK

Polarization: *Horizontal*

EUT : W6M21803-17987

Power : 120 Va.c.

M/N:

Distance: 3m

Test Mode : TX 802.11b CH1

Note :

Mk.	Frequency (MHz)	Reading (dBuV)	Detector	Corr. factor (dB/m)	Result (dBuV/m)	Limit (dBuV/m)	Ant.Pos (cm)	Tab.Pos (deg.)	Margin (dB)	Comment
	4824.000	41.41	peak	0.73	42.14	74.00	150	150	-31.86	
*	7236.000	40.83	peak	5.42	46.25	74.00	150	270	-27.75	

*:Maximum data x:Over limit !:over margin

Address:6F.,No.58,Ln 188,Ruey Kuang Rd,Neihu,Taipei
Tel:+886-2-6606-8877
Fax:+886-2-6606-8879

Radiated Emission Measurement

Operator: Sky

File :3 | Data :#7 | Date: 4/24/2018 | Time: 9:19:44 PM | Temperature:26.3 ℃ | Humidity:68.6 %

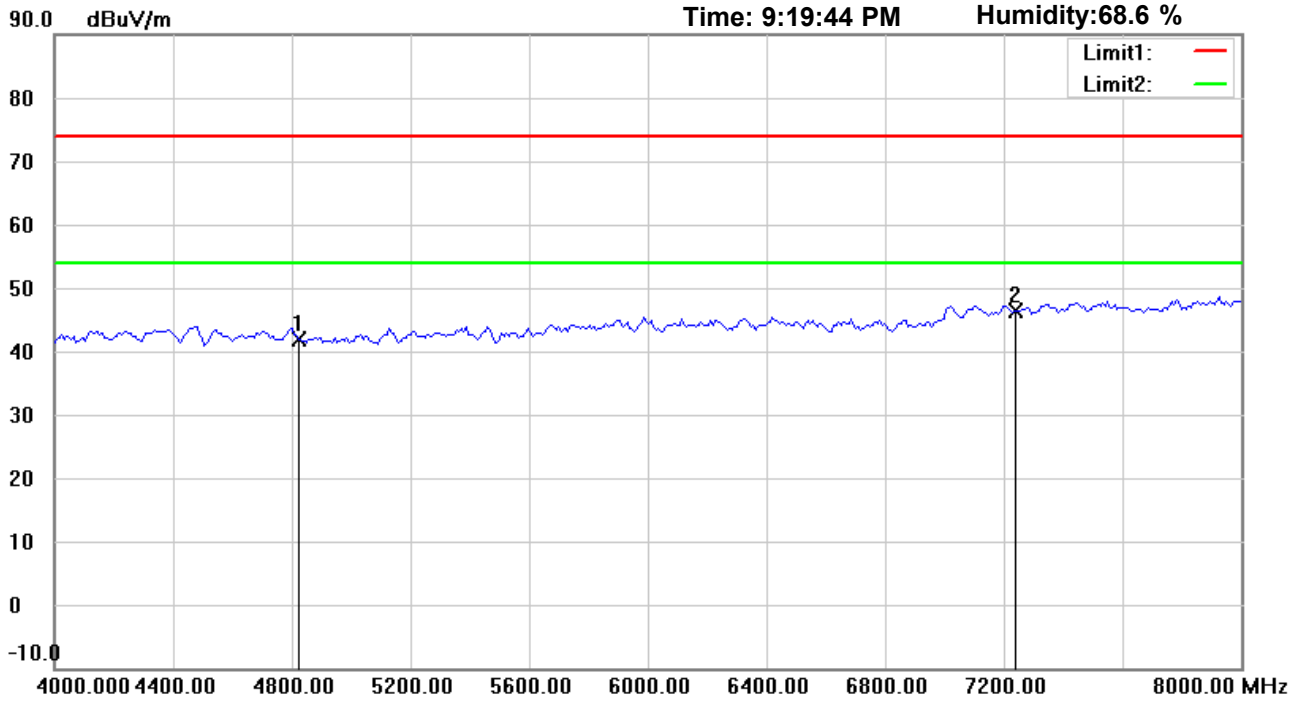

Site : Chamber

Condition : FCC_part 15 RE-Class C_Above 1GHz_PK

Polarization: *Vertical*

EUT : W6M21803-17987

Power : 120 Va.c.

M/N:

Distance: 3m

Test Mode : TX 802.11b CH1

Note :

Mk.	Frequency (MHz)	Reading (dBuV)	Detector	Corr. factor (dB/m)	Result (dBuV/m)	Limit (dBuV/m)	Ant.Pos (cm)	Tab.Pos (deg.)	Margin (dB)	Comment
	4824.000	41.11	peak	0.73	41.84	74.00	150	30	-32.16	
*	7236.000	41.05	peak	5.42	46.47	74.00	150	275	-27.53	

*:Maximum data x:Over limit !:over margin

Address:6F.,No.58,Ln 188,Ruey Kuang Rd,Neihu,Taipei
Tel:+886-2-6606-8877
Fax:+886-2-6606-8879

Radiated Emission Measurement

Operator: Sky

File :3 | Data :#3 | Date: 4/24/2018 | Time: 9:17:20 PM | Temperature:26.3 ℃ | Humidity:68.6 %

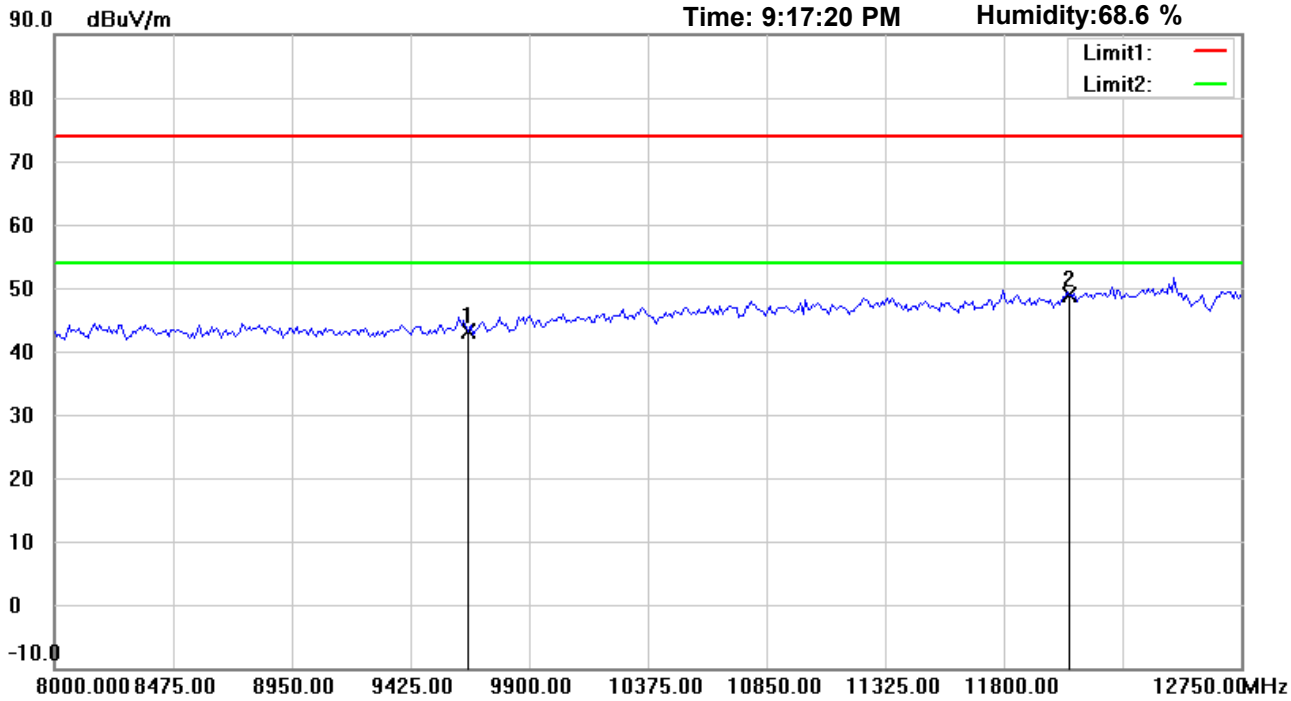

Site : Chamber

Condition : FCC_part 15 RE-Class C_Above 1GHz_PK

Polarization: *Horizontal*

EUT : W6M21803-17987

Power : 120 Va.c.

M/N:

Distance: 3m

Test Mode : TX 802.11b CH1

Note :

Mk.	Frequency (MHz)	Reading (dBuV)	Detector	Corr. factor (dB/m)	Result (dBuV/m)	Limit (dBuV/m)	Ant.Pos (cm)	Tab.Pos (deg.)	Margin (dB)	Comment
	9648.000	34.95	peak	8.28	43.23	74.00	150	35	-30.77	
*	12060.000	34.60	peak	14.17	48.77	74.00	150	250	-25.23	

*:Maximum data x:Over limit !:over margin

Address:6F.,No.58,Ln 188,Ruey Kuang Rd,Neihu,Taipei
Tel:+886-2-6606-8877
Fax:+886-2-6606-8879

Radiated Emission Measurement

Operator: Sky

File :3 | Data :#8 | Date: 4/24/2018 | Time: 9:20:43 PM | Temperature:26.3 ℃ | Humidity:68.6 %

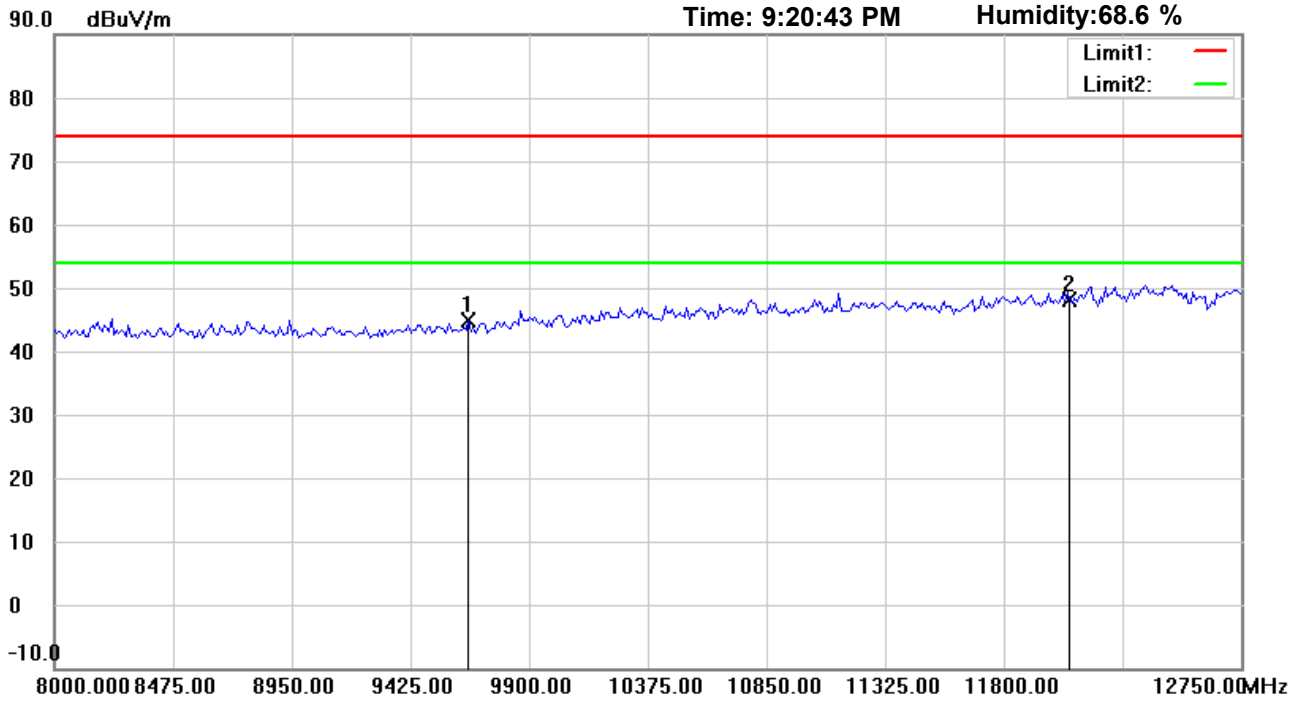

Site : Chamber

Condition : FCC_part 15 RE-Class C_Above 1GHz_PK

Polarization: *Vertical*

EUT : W6M21803-17987

Power : 120 Va.c.

M/N:

Distance: 3m

Test Mode : TX 802.11b CH1

Note :

Mk.	Frequency (MHz)	Reading (dBuV)	Detector	Corr. factor (dB/m)	Result (dBuV/m)	Limit (dBuV/m)	Ant.Pos (cm)	Tab.Pos (deg.)	Margin (dB)	Comment
	9648.000	36.58	peak	8.28	44.86	74.00	150	225	-29.14	
*	12060.000	34.04	peak	14.17	48.21	74.00	150	105	-25.79	

*:Maximum data x:Over limit !:over margin

Address:6F.,No.58,Ln 188,Ruey Kuang Rd,Neihu,Taipei
Tel:+886-2-6606-8877
Fax:+886-2-6606-8879

Radiated Emission Measurement

Operator: Sky

File :3 | Data :#4 | Date: 4/24/2018 | Time: 9:17:34 PM | Temperature:26.3 ℃ | Humidity:68.6 %

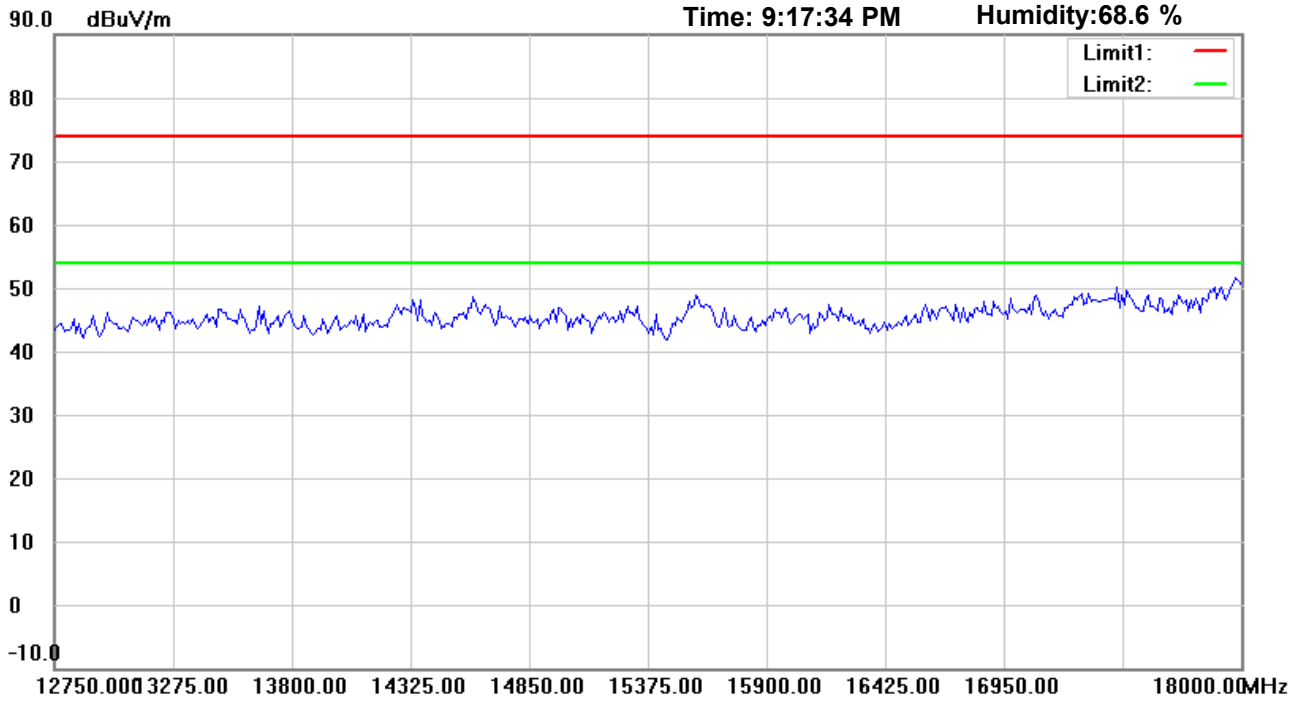

Site : Chamber

Condition : FCC_part 15 RE-Class C_Above 1GHz_PK

Polarization: *Horizontal*

EUT : W6M21803-17987

Power : 120 Va.c.

M/N:

Distance: 3m

Test Mode : TX 802.11b CH1

Note :

Mk.	Frequency (MHz)	Reading (dBuV)	Detector	Corr. factor (dB/m)	Result (dBuV/m)	Limit (dBuV/m)	Ant.Pos (cm)	Tab.Pos (deg.)	Margin (dB)	Comment

*:Maximum data x:Over limit !:over margin

Address:6F.,No.58,Ln 188,Ruey Kuang Rd,Neihu,Taipei
Tel:+886-2-6606-8877
Fax:+886-2-6606-8879

Radiated Emission Measurement

Operator: Sky

File :3 Data :#9 Date: 4/24/2018 Time: 9:20:57 PM

Temperature:26.3 ℃
Humidity:68.6 %

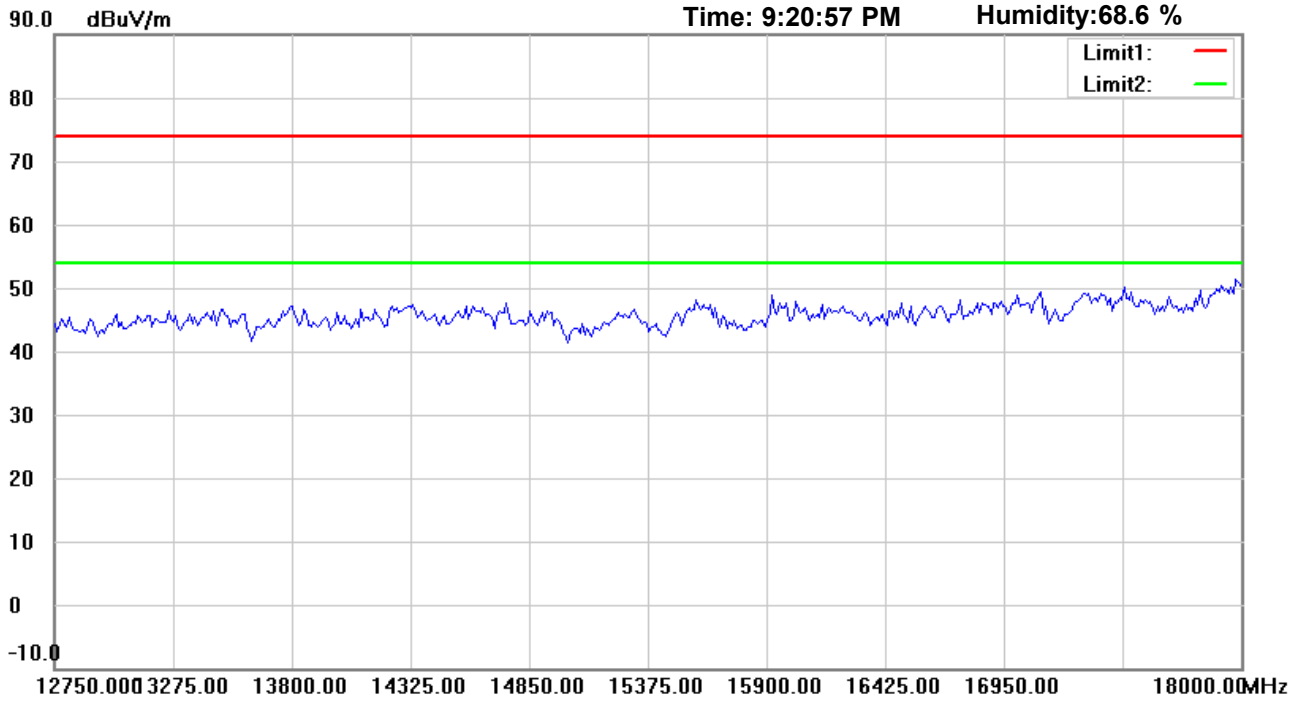

Site : Chamber

Condition : FCC_part 15 RE-Class C_Above 1GHz_PK

Polarization: *Vertical*

EUT : W6M21803-17987

Power : 120 Va.c.

M/N:

Distance: 3m

Test Mode : TX 802.11b CH1

Note :

Mk.	Frequency (MHz)	Reading (dBuV)	Detector	Corr. factor (dB/m)	Result (dBuV/m)	Limit (dBuV/m)	Ant.Pos (cm)	Tab.Pos (deg.)	Margin (dB)	Comment

*:Maximum data x:Over limit !:over margin

Address:6F.,No.58,Ln 188,Ruey Kuang Rd,Neihu,Taipei
Tel:+886-2-6606-8877
Fax:+886-2-6606-8879

Radiated Emission Measurement

Operator: Sky

File :3 | Data :#5 | Date: 4/24/2018 | Time: 9:17:43 PM | Temperature:26.3 ℃ | Humidity:68.6 %

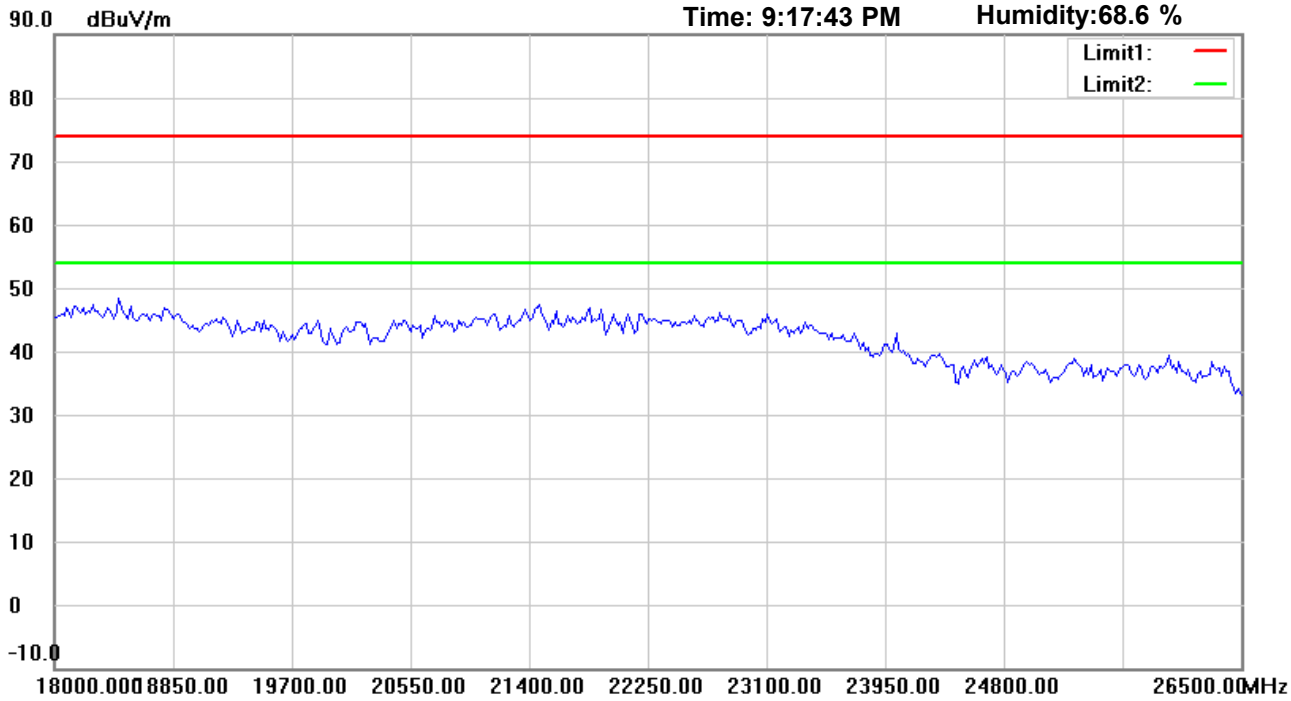

Site : Chamber

Condition : FCC_part 15 RE-Class C_Above 1GHz_PK

Polarization: *Horizontal*

EUT : W6M21803-17987

Power : 120 Va.c.

M/N:

Distance: 3m

Test Mode : TX 802.11b CH1

Note :

Mk.	Frequency (MHz)	Reading (dBuV)	Detector	Corr. factor (dB/m)	Result (dBuV/m)	Limit (dBuV/m)	Ant.Pos (cm)	Tab.Pos (deg.)	Margin (dB)	Comment

*:Maximum data x:Over limit !:over margin

Address:6F.,No.58,Ln 188,Ruey Kuang Rd,Neihu,Taipei
Tel:+886-2-6606-8877
Fax:+886-2-6606-8879

Radiated Emission Measurement

Operator: Sky

File :3 | Data :#10 | Date: 4/24/2018 | Time: 9:21:07 PM | Temperature:26.3 ℃ | Humidity:68.6 %

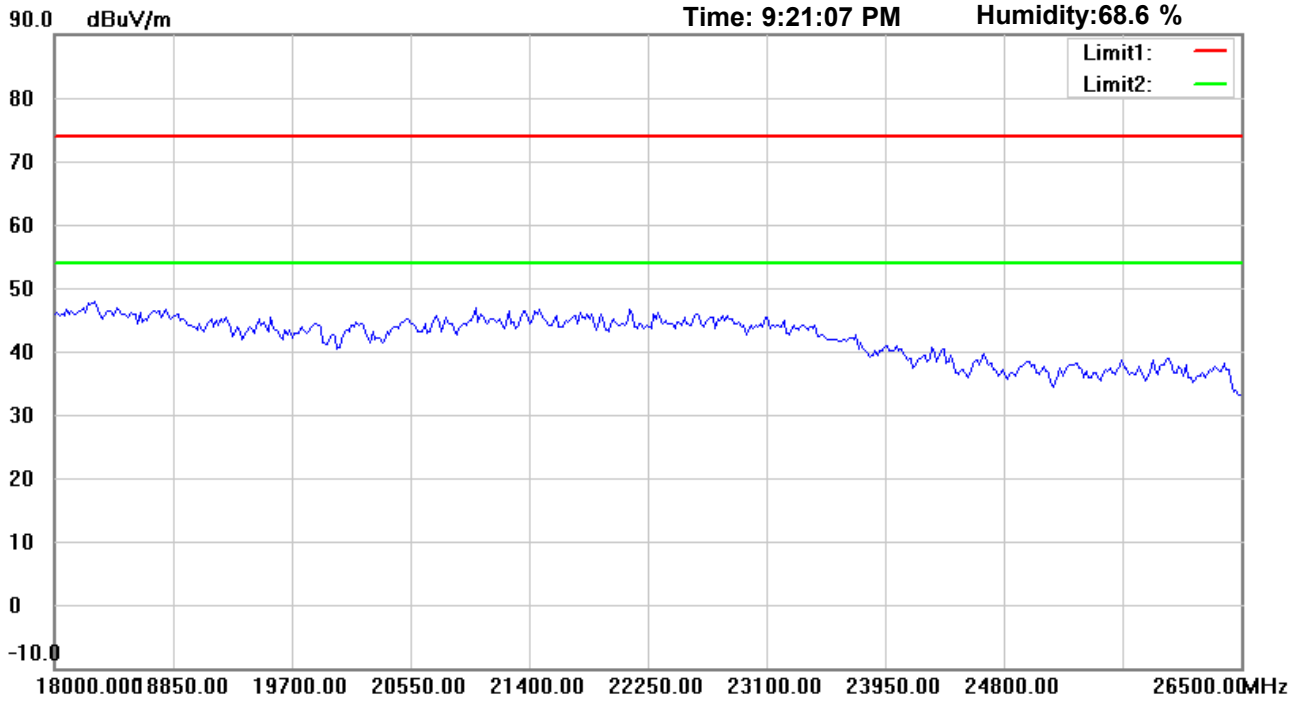

Site : Chamber

Condition : FCC_part 15 RE-Class C_Above 1GHz_PK

Polarization: *Vertical*

EUT : W6M21803-17987

Power : 120 Va.c.

M/N:

Distance: 3m

Test Mode : TX 802.11b CH1

Note :

Mk.	Frequency (MHz)	Reading (dBuV)	Detector	Corr. factor (dB/m)	Result (dBuV/m)	Limit (dBuV/m)	Ant.Pos (cm)	Tab.Pos (deg.)	Margin (dB)	Comment

*:Maximum data x:Over limit !:over margin

Address:6F.,No.58,Ln 188,Ruey Kuang Rd,Neihu,Taipei
Tel:+886-2-6606-8877
Fax:+886-2-6606-8879

Radiated Emission Measurement

Operator: Vincent

File :1 Data :#1 Date: 5/2/2018 Time: 10:59:45 AM

Temperature:26.3 ℃
Humidity:70.5 %

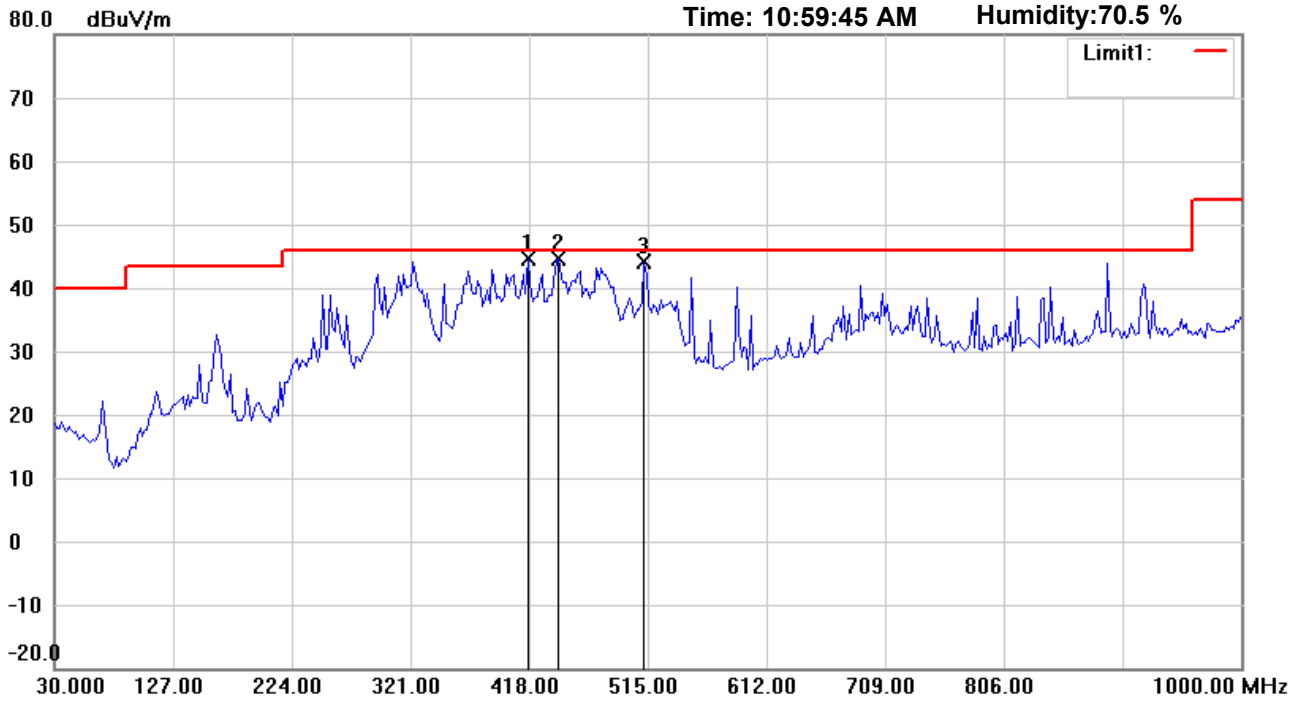

Site : Chamber

Condition : FCC_part 15 RE-Class C_30-1000MHz

Polarization: *Horizontal*

EUT : W6M21803-17987

Power : 120 Va.c.

M/N:

Distance: 3m

Test Mode : TX 802.11b CH6

Note :

Mk.	Frequency (MHz)	Reading (dBuV)	Detector	Corr. factor (dB/m)	Result (dBuV/m)	Limit (dBuV/m)	Ant.Pos (cm)	Tab.Pos (deg.)	Margin (dB)	Comment
	416.8337	47.86	peak	-3.24	44.62	46.00	100	35	-1.38	
*	442.1041	47.77	peak	-3.14	44.63	46.00	100	225	-1.37	
	512.0842	46.08	peak	-1.95	44.13	46.00	100	140	-1.87	

*:Maximum data x:Over limit !:over margin

Address:6F.,No.58,Ln 188,Ruey Kuang Rd,Neihu,Taipei
Tel:+886-2-6606-8877
Fax:+886-2-6606-8879

Radiated Emission Measurement

Operator: Vincent

File :1 Data :#2 Date: 5/2/2018 Time: 11:00:45 AM

Temperature:26.3 ℃
Humidity:70.5 %

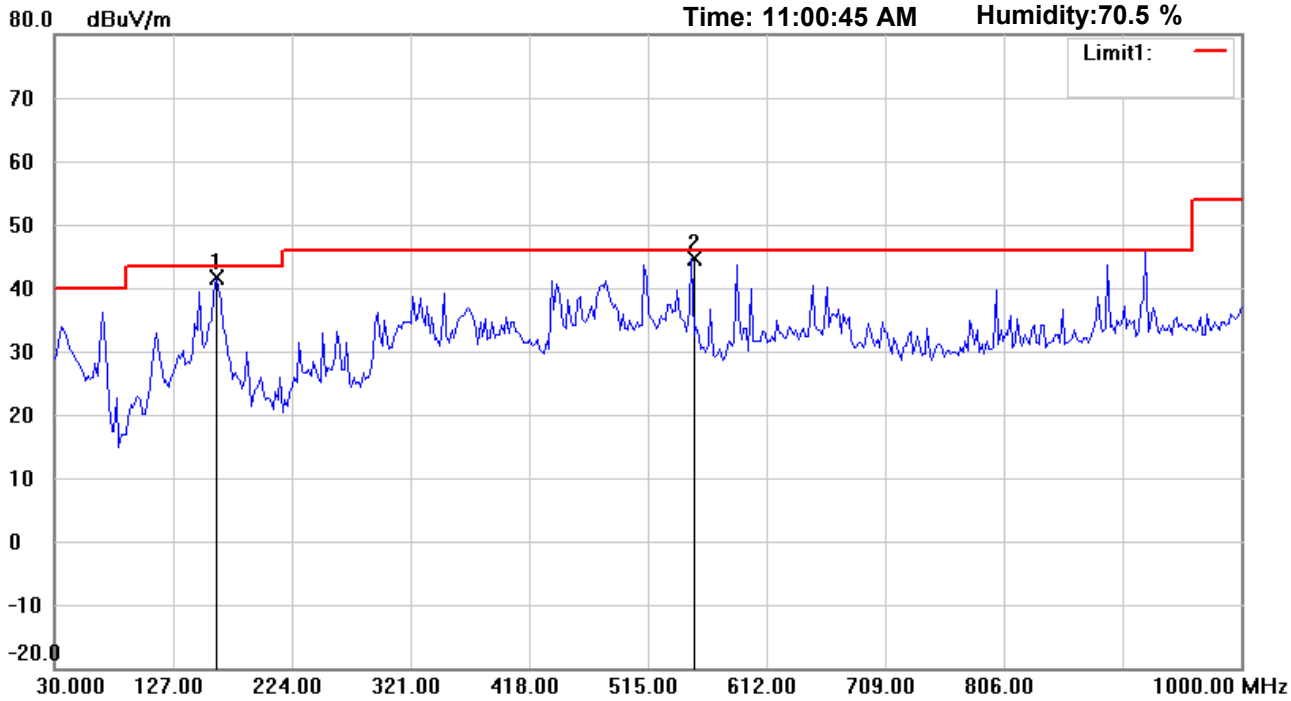

Site : Chamber

Condition : FCC_part 15 RE-Class C_30-1000MHz

Polarization: *Vertical*

EUT : W6M21803-17987

Power : 120 Va.c.

M/N:

Distance: 3m

Test Mode : TX 802.11b CH6

Note :

Mk.	Frequency (MHz)	Reading (dBuV)	Detector	Corr. factor (dB/m)	Result (dBuV/m)	Limit (dBuV/m)	Ant.Pos (cm)	Tab.Pos (deg.)	Margin (dB)	Comment
	162.1844	50.46	peak	-8.89	41.57	43.50	100	265	-1.93	
*	550.9620	45.72	peak	-1.15	44.57	46.00	100	290	-1.43	

*:Maximum data x:Over limit !:over margin

Address:6F.,No.58,Ln 188,Ruey Kuang Rd,Neihu,Taipei
Tel:+886-2-6606-8877
Fax:+886-2-6606-8879

Radiated Emission Measurement

Operator: Sky

File :3 | Data :#1 | Date: 4/24/2018 | Time: 9:26:43 PM | Temperature:26.3 ℃ | Humidity:68.6 %

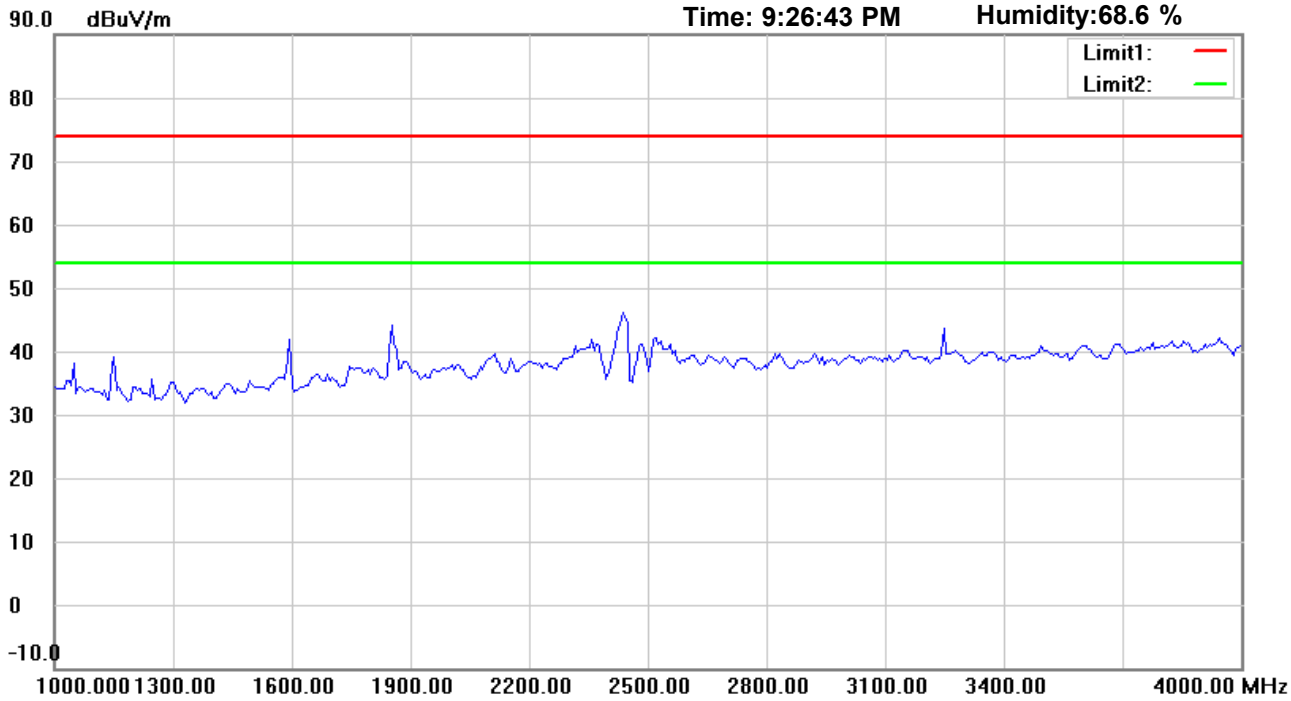

Site : Chamber

Condition : FCC_part 15 RE-Class C_Above 1GHz_PK

Polarization: *Horizontal*

EUT : W6M21803-17987

Power : 120 Va.c.

M/N:

Distance: 3m

Test Mode : TX 802.11b CH6

Note :

Mk.	Frequency (MHz)	Reading (dBuV)	Detector	Corr. factor (dB/m)	Result (dBuV/m)	Limit (dBuV/m)	Ant.Pos (cm)	Tab.Pos (deg.)	Margin (dB)	Comment

*:Maximum data x:Over limit !:over margin

Address:6F.,No.58,Ln 188,Ruey Kuang Rd,Neihu,Taipei
Tel:+886-2-6606-8877
Fax:+886-2-6606-8879

Radiated Emission Measurement

Operator: Sky

File :3 | Data :#6 | Date: 4/24/2018 | Time: 9:30:13 PM | Temperature:26.3 ℃ | Humidity:68.6 %

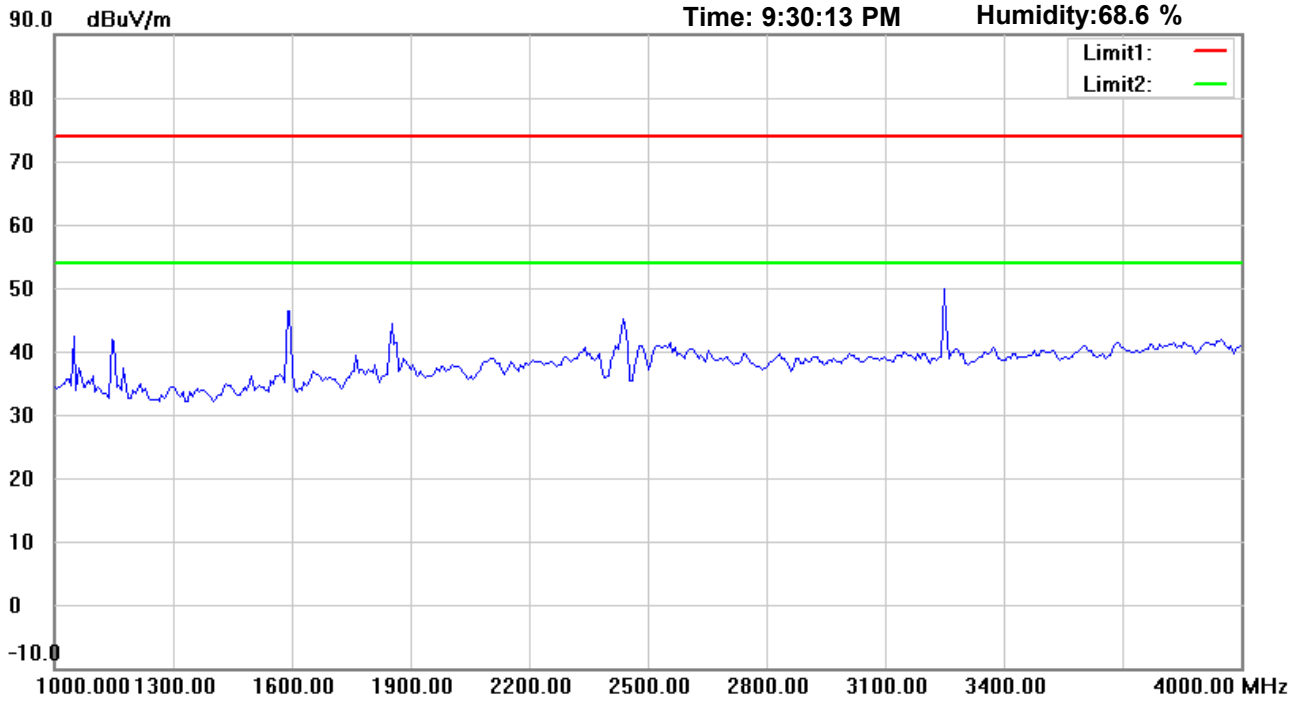

Site : Chamber

Condition : FCC_part 15 RE-Class C_Above 1GHz_PK

Polarization: *Vertical*

EUT : W6M21803-17987

Power : 120 Va.c.

M/N:

Distance: 3m

Test Mode : TX 802.11b CH6

Note :

Mk.	Frequency (MHz)	Reading (dBuV)	Detector	Corr. factor (dB/m)	Result (dBuV/m)	Limit (dBuV/m)	Ant.Pos (cm)	Tab.Pos (deg.)	Margin (dB)	Comment

*:Maximum data x:Over limit !:over margin

Address:6F.,No.58,Ln 188,Ruey Kuang Rd,Neihu,Taipei
Tel:+886-2-6606-8877
Fax:+886-2-6606-8879

Radiated Emission Measurement

Operator: Sky

File :3 | Data :#2 | Date: 4/24/2018 | Time: 9:27:43 PM | Temperature:26.3 ℃ | Humidity:68.6 %

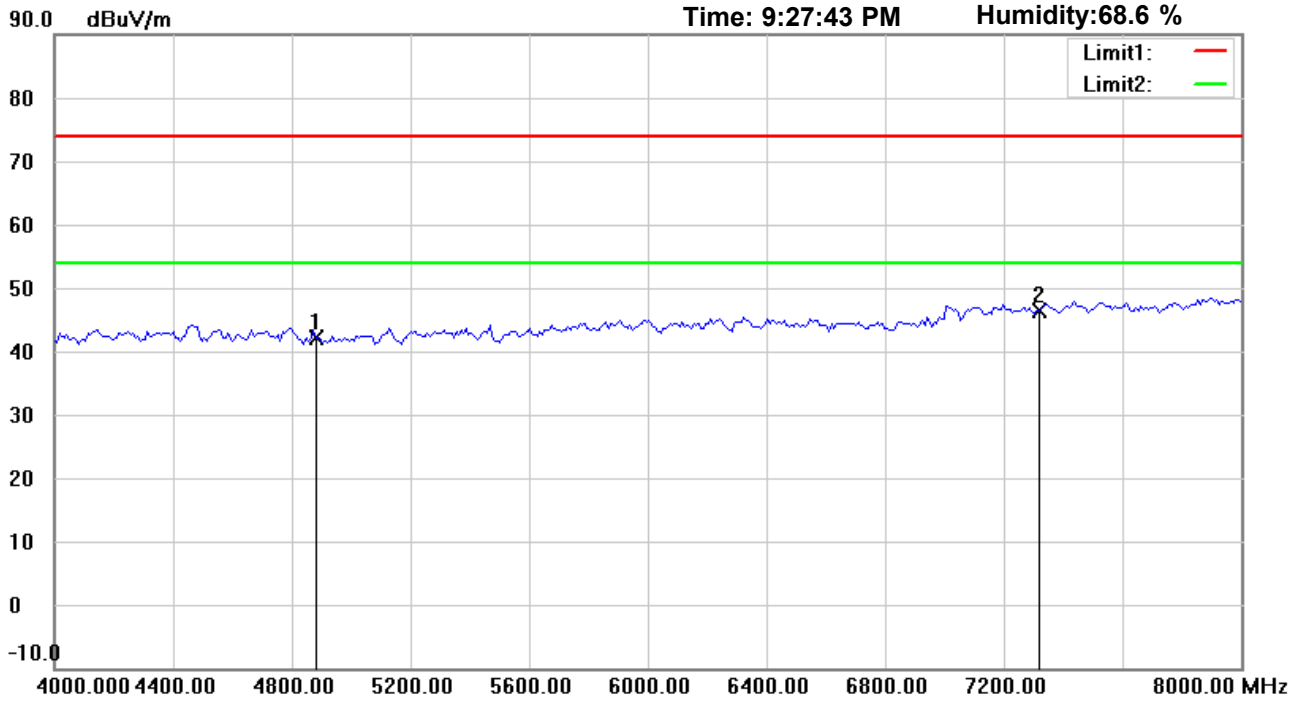

Site : Chamber

Condition : FCC_part 15 RE-Class C_Above 1GHz_PK

Polarization: *Horizontal*

EUT : W6M21803-17987

Power : 120 Va.c.

M/N:

Distance: 3m

Test Mode : TX 802.11b CH6

Note :

Mk.	Frequency (MHz)	Reading (dBuV)	Detector	Corr. factor (dB/m)	Result (dBuV/m)	Limit (dBuV/m)	Ant.Pos (cm)	Tab.Pos (deg.)	Margin (dB)	Comment
	4874.000	41.42	peak	0.69	42.11	74.00	150	10	-31.89	
*	7311.000	40.81	peak	5.57	46.38	74.00	150	205	-27.62	

*:Maximum data x:Over limit !:over margin

Address:6F.,No.58,Ln 188,Ruey Kuang Rd,Neihu,Taipei
Tel:+886-2-6606-8877
Fax:+886-2-6606-8879

Radiated Emission Measurement

Operator: Sky

File :3 | Data :#7 | Date: 4/24/2018 | Time: 9:31:14 PM | Temperature:26.3 ℃ | Humidity:68.6 %

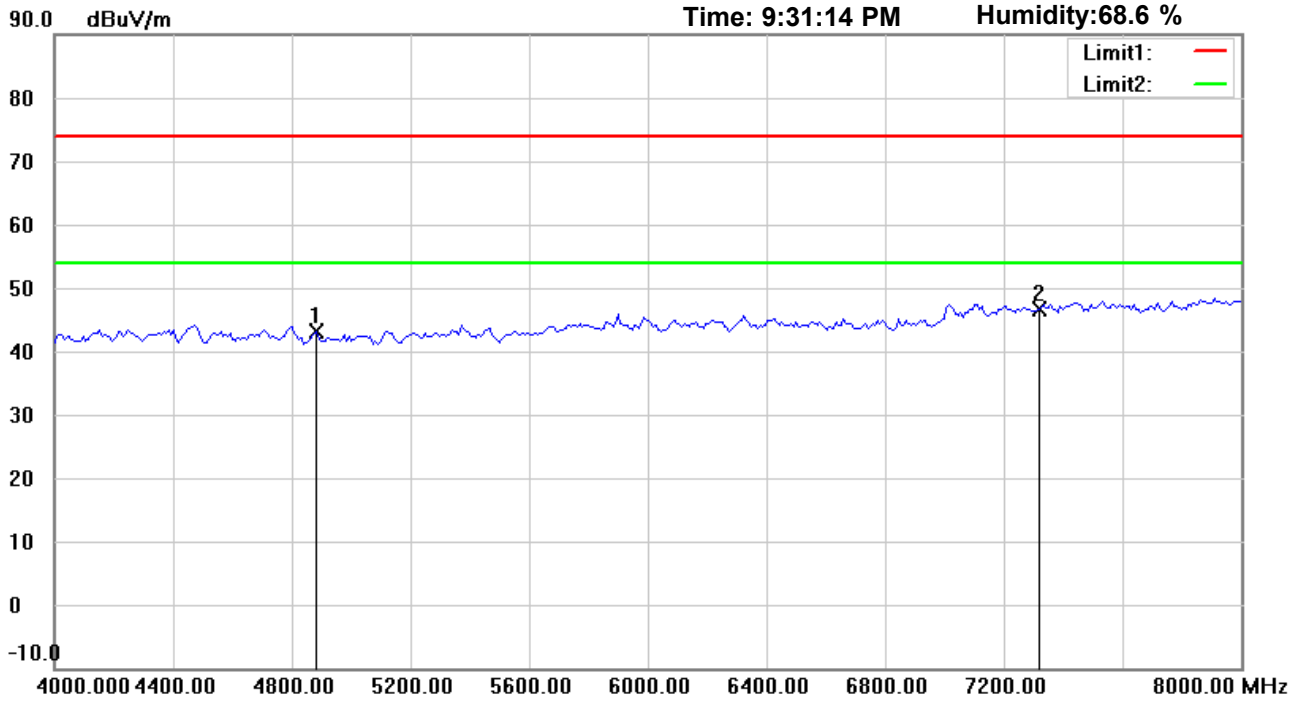

Site : Chamber

Condition : FCC_part 15 RE-Class C_Above 1GHz_PK

Polarization: *Vertical*

EUT : W6M21803-17987

Power : 120 Va.c.

M/N:

Distance: 3m

Test Mode : TX 802.11b CH6

Note :

Mk.	Frequency (MHz)	Reading (dBuV)	Detector	Corr. factor (dB/m)	Result (dBuV/m)	Limit (dBuV/m)	Ant.Pos (cm)	Tab.Pos (deg.)	Margin (dB)	Comment
	4874.000	42.41	peak	0.69	43.10	74.00	150	95	-30.90	
*	7311.000	41.04	peak	5.57	46.61	74.00	150	165	-27.39	

*:Maximum data x:Over limit !:over margin

Address:6F.,No.58,Ln 188,Ruey Kuang Rd,Neihu,Taipei
Tel:+886-2-6606-8877
Fax:+886-2-6606-8879

Radiated Emission Measurement

Operator: Sky

File :3 | Data :#3 | Date: 4/24/2018 | Time: 9:28:50 PM | Temperature:26.3 ℃ | Humidity:68.6 %

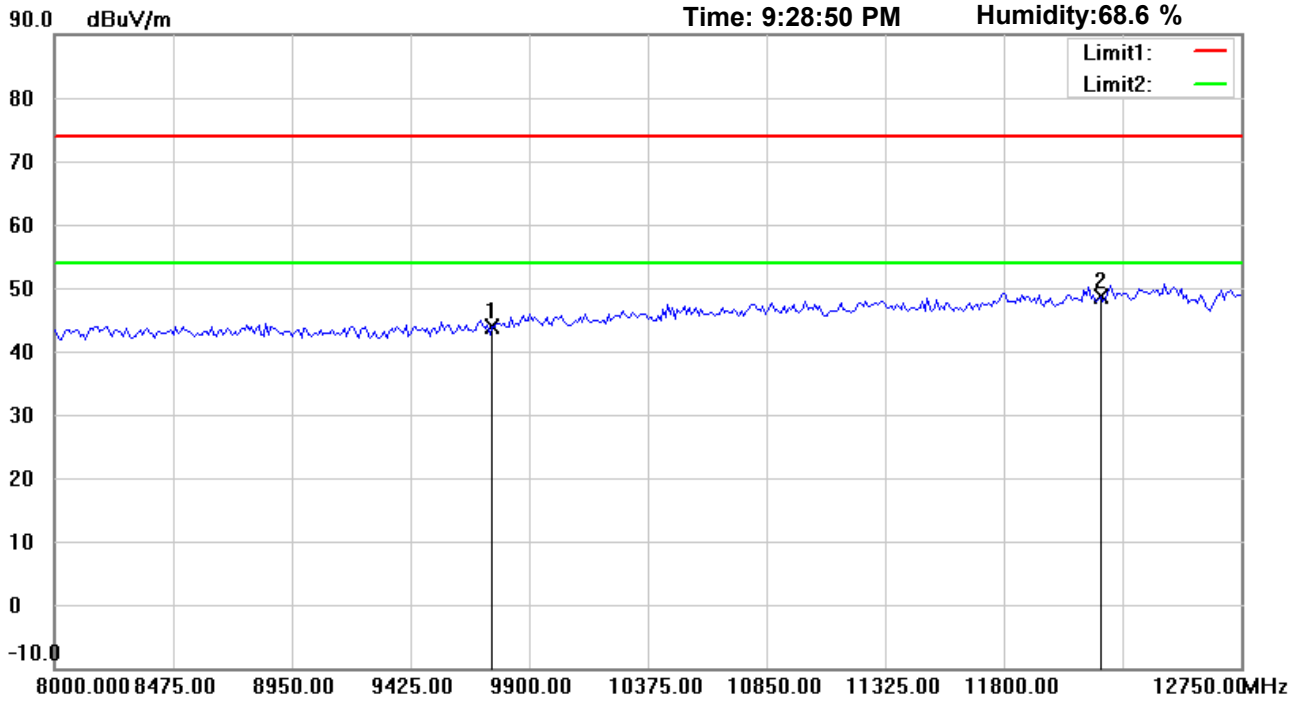

Site : Chamber

Condition : FCC_part 15 RE-Class C_Above 1GHz_PK

Polarization: *Horizontal*

EUT : W6M21803-17987

Power : 120 Va.c.

M/N:

Distance: 3m

Test Mode : TX 802.11b CH6

Note :

Mk.	Frequency (MHz)	Reading (dBuV)	Detector	Corr. factor (dB/m)	Result (dBuV/m)	Limit (dBuV/m)	Ant.Pos (cm)	Tab.Pos (deg.)	Margin (dB)	Comment
	9748.000	35.30	peak	8.57	43.87	74.00	150	75	-30.13	
*	12185.000	33.53	peak	15.16	48.69	74.00	150	110	-25.31	

*:Maximum data x:Over limit !:over margin

Address:6F.,No.58,Ln 188,Ruey Kuang Rd,Neihu,Taipei
Tel:+886-2-6606-8877
Fax:+886-2-6606-8879

Radiated Emission Measurement

Operator: Sky

File :3 | Data :#8 | Date: 4/24/2018 | Time: 9:32:13 PM | Temperature:26.3 ℃ | Humidity:68.6 %

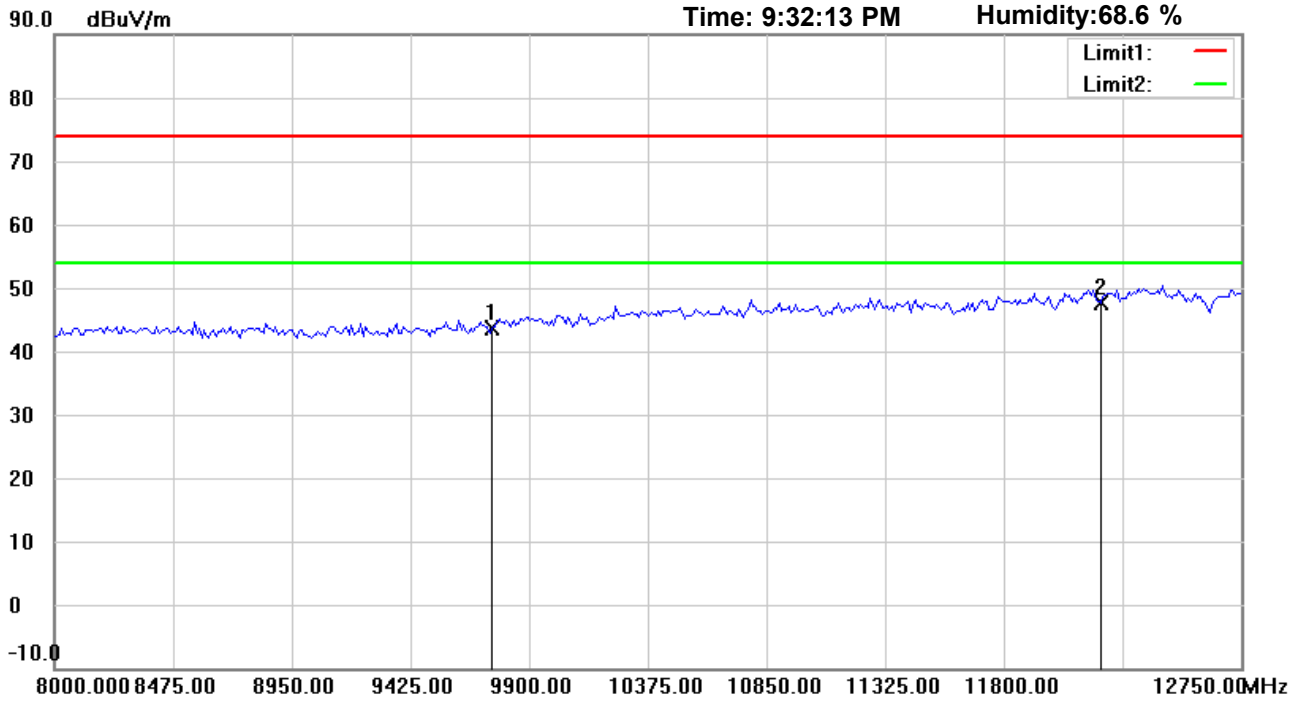

Site : Chamber

Condition : FCC_part 15 RE-Class C_Above 1GHz_PK

Polarization: *Vertical*

EUT : W6M21803-17987

Power : 120 Va.c.

M/N:

Distance: 3m

Test Mode : TX 802.11b CH6

Note :

Mk.	Frequency (MHz)	Reading (dBuV)	Detector	Corr. factor (dB/m)	Result (dBuV/m)	Limit (dBuV/m)	Ant.Pos (cm)	Tab.Pos (deg.)	Margin (dB)	Comment
	9748.000	34.99	peak	8.57	43.56	74.00	150	225	-30.44	
*	12185.000	32.39	peak	15.16	47.55	74.00	150	140	-26.45	

*:Maximum data x:Over limit !:over margin

Address:6F.,No.58,Ln 188,Ruey Kuang Rd,Neihu,Taipei
Tel:+886-2-6606-8877
Fax:+886-2-6606-8879

Radiated Emission Measurement

Operator: Sky

File :3 | Data :#4 | Date: 4/24/2018 | Time: 9:29:03 PM | Temperature:26.3 ℃ | Humidity:68.6 %

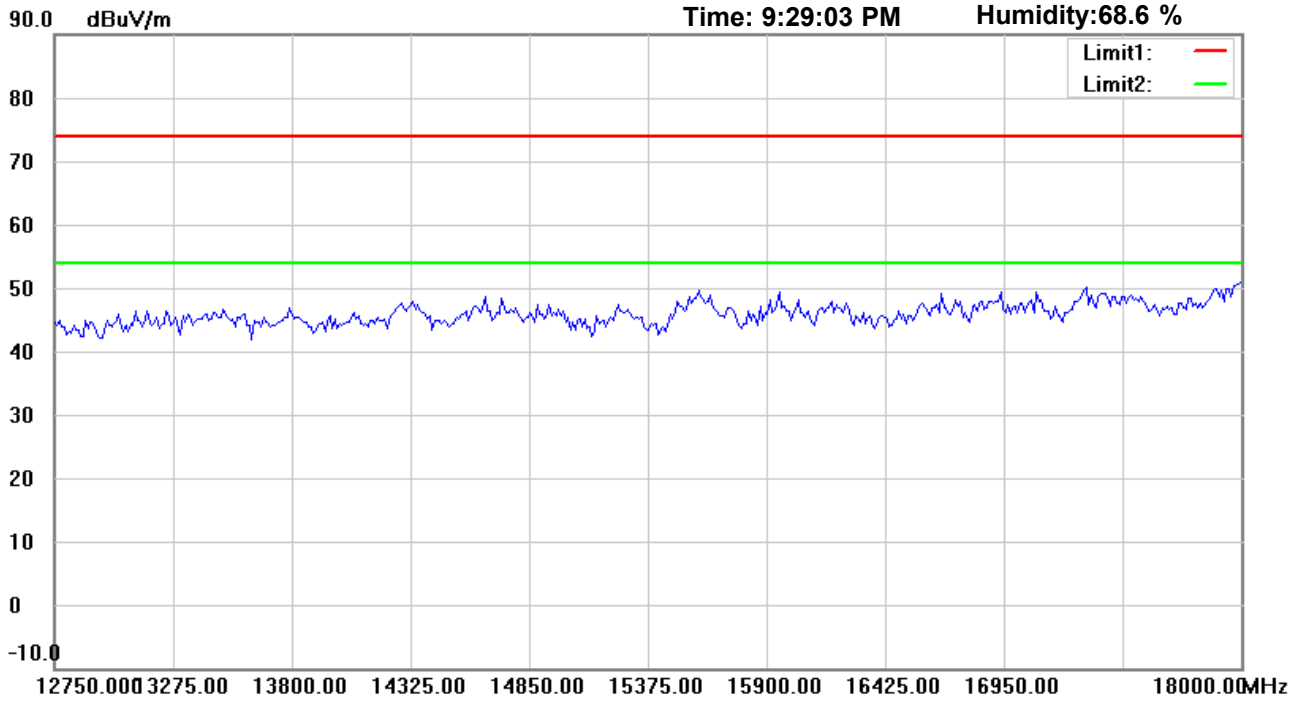

Site : Chamber

Condition : FCC_part 15 RE-Class C_Above 1GHz_PK

Polarization: *Horizontal*

EUT : W6M21803-17987

Power : 120 Va.c.

M/N:

Distance: 3m

Test Mode : TX 802.11b CH6

Note :

Mk.	Frequency (MHz)	Reading (dBuV)	Detector	Corr. factor (dB/m)	Result (dBuV/m)	Limit (dBuV/m)	Ant.Pos (cm)	Tab.Pos (deg.)	Margin (dB)	Comment

*:Maximum data x:Over limit !:over margin

Address:6F.,No.58,Ln 188,Ruey Kuang Rd,Neihu,Taipei
Tel:+886-2-6606-8877
Fax:+886-2-6606-8879

Radiated Emission Measurement

Operator: Sky

File :3 | Data :#9 | Date: 4/24/2018 | Time: 9:32:27 PM | Temperature:26.3 ℃ | Humidity:68.6 %

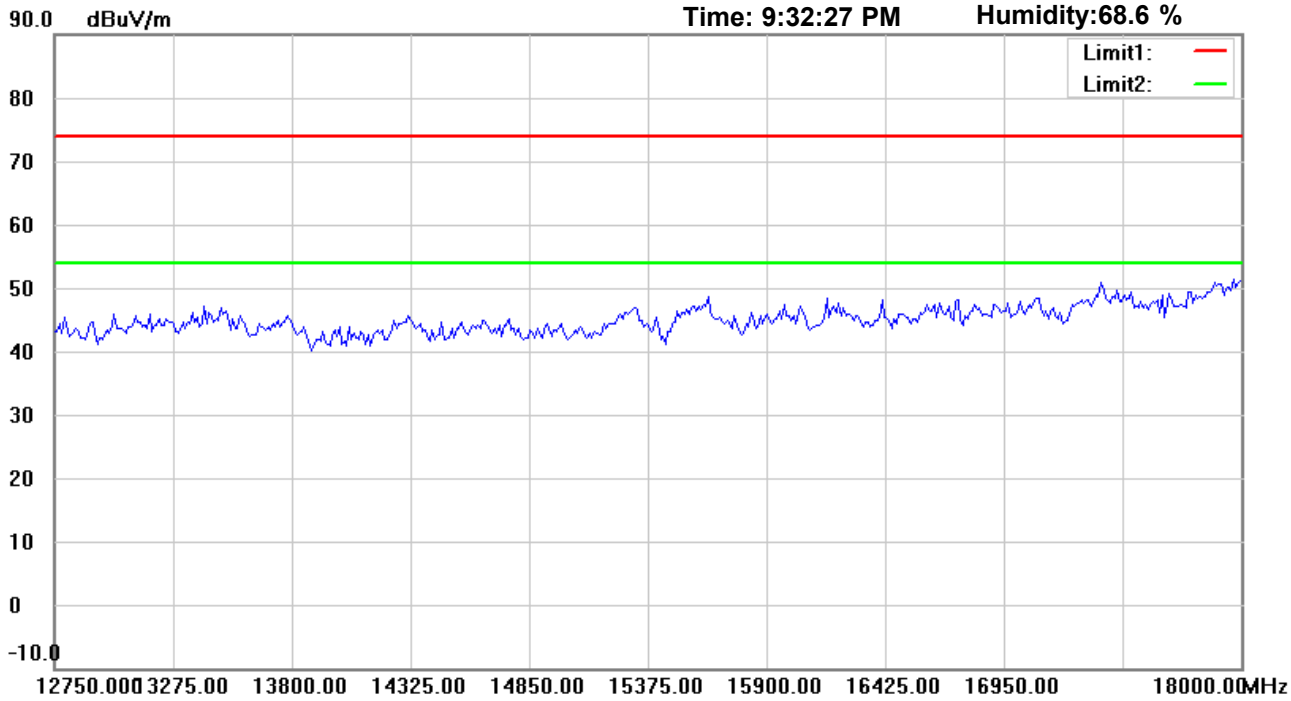

Site : Chamber

Condition : FCC_part 15 RE-Class C_Above 1GHz_PK

Polarization: *Vertical*

EUT : W6M21803-17987

Power : 120 Va.c.

M/N:

Distance: 3m

Test Mode : TX 802.11b CH6

Note :

Mk.	Frequency (MHz)	Reading (dBuV)	Detector	Corr. factor (dB/m)	Result (dBuV/m)	Limit (dBuV/m)	Ant.Pos (cm)	Tab.Pos (deg.)	Margin (dB)	Comment

*:Maximum data x:Over limit !:over margin

Address:6F.,No.58,Ln 188,Ruey Kuang Rd,Neihu,Taipei
Tel:+886-2-6606-8877
Fax:+886-2-6606-8879

Radiated Emission Measurement

Operator: Sky

File :3 | Data :#5 | Date: 4/24/2018 | Time: 9:29:13 PM | Temperature:26.3 ℃ | Humidity:68.6 %

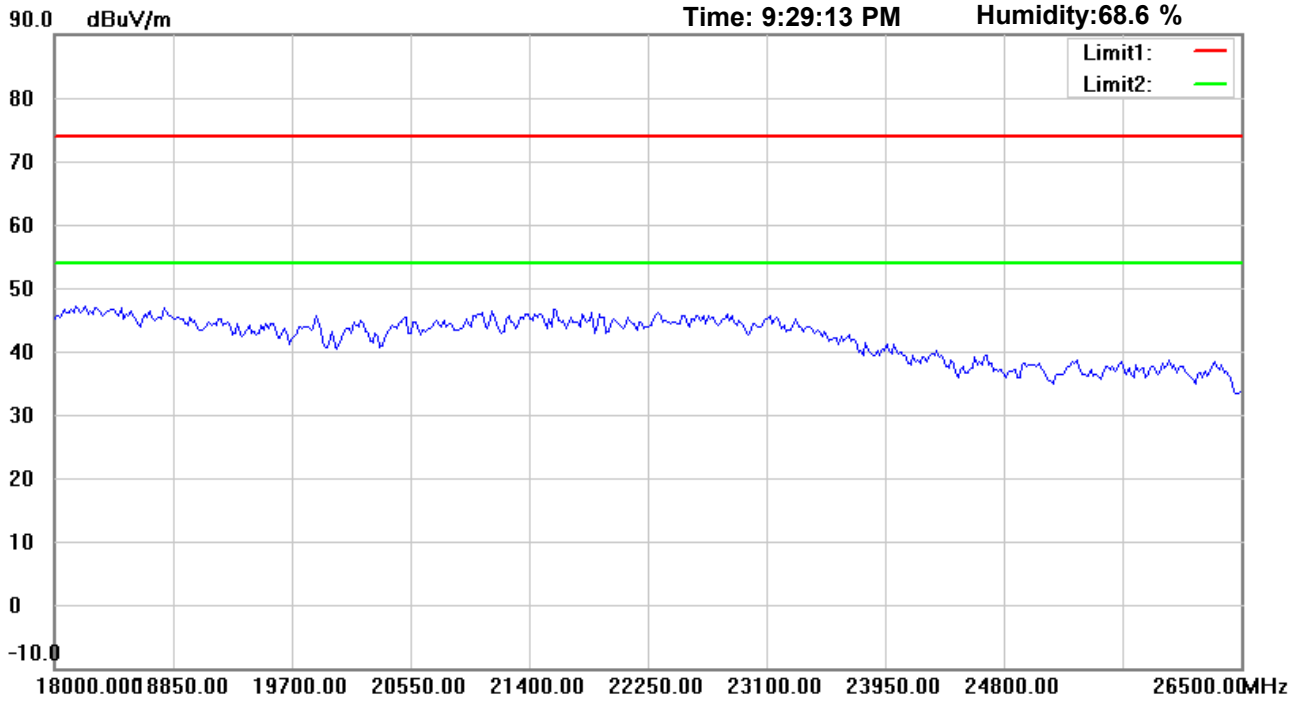

Site : Chamber

Condition : FCC_part 15 RE-Class C_Above 1GHz_PK

Polarization: *Horizontal*

EUT : W6M21803-17987

Power : 120 Va.c.

M/N:

Distance: 3m

Test Mode : TX 802.11b CH6

Note :

Mk.	Frequency (MHz)	Reading (dBuV)	Detector	Corr. factor (dB/m)	Result (dBuV/m)	Limit (dBuV/m)	Ant.Pos (cm)	Tab.Pos (deg.)	Margin (dB)	Comment

*:Maximum data x:Over limit !:over margin

Address:6F.,No.58,Ln 188,Ruey Kuang Rd,Neihu,Taipei
Tel:+886-2-6606-8877
Fax:+886-2-6606-8879

Radiated Emission Measurement

Operator: Sky

File :3 | Data :#10 | Date: 4/24/2018 | Time: 9:32:37 PM | Temperature:26.3 ℃ | Humidity:68.6 %

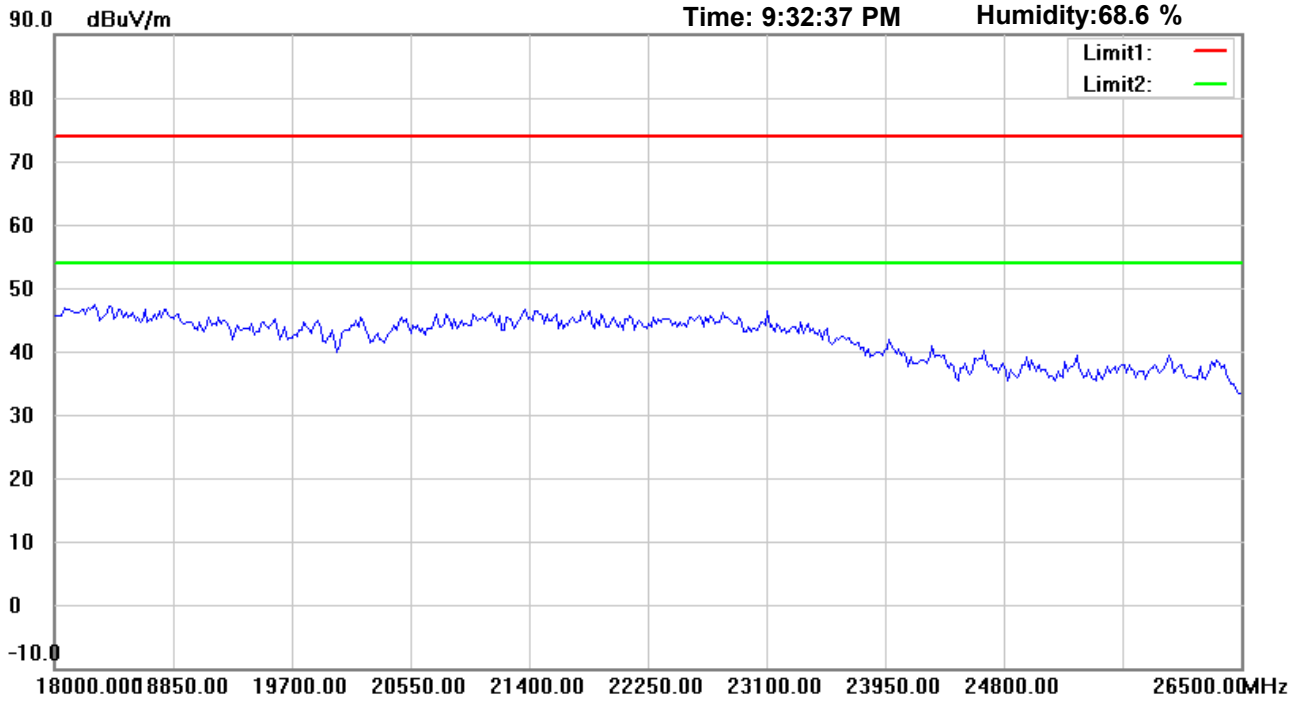

Site : Chamber

Condition : FCC_part 15 RE-Class C_Above 1GHz_PK

Polarization: *Vertical*

EUT : W6M21803-17987

Power : 120 Va.c.

M/N:

Distance: 3m

Test Mode : TX 802.11b CH6

Note :

Mk.	Frequency (MHz)	Reading (dBuV)	Detector	Corr. factor (dB/m)	Result (dBuV/m)	Limit (dBuV/m)	Ant.Pos (cm)	Tab.Pos (deg.)	Margin (dB)	Comment

*:Maximum data x:Over limit !:over margin

Address:6F.,No.58,Ln 188,Ruey Kuang Rd,Neihu,Taipei
Tel:+886-2-6606-8877
Fax:+886-2-6606-8879

Radiated Emission Measurement

Operator: Vincent

File :1 Data :#1 Date: 5/2/2018 Time: 11:03:55 AM

Temperature:26.3 ℃
Humidity:70.5 %

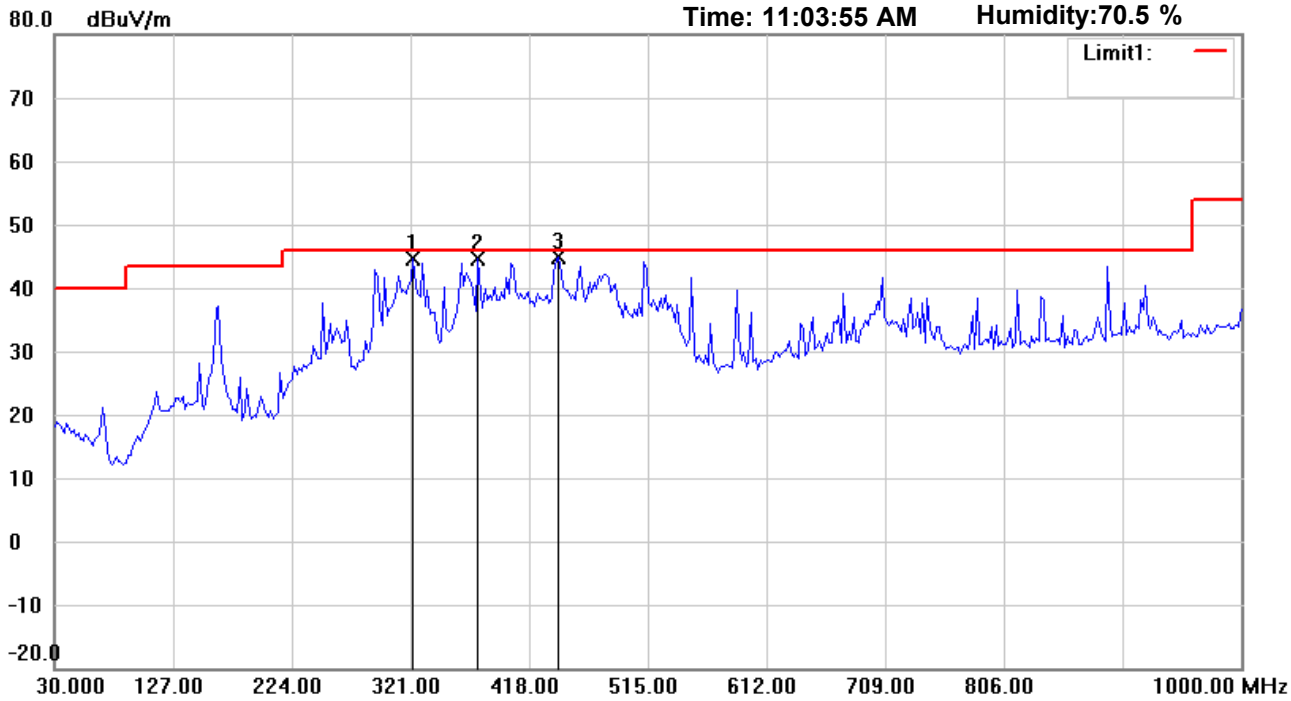

Site : Chamber

Condition : FCC_part 15 RE-Class C_30-1000MHz

Polarization: *Horizontal*

EUT : W6M21803-17987

Power : 120 Va.c.

M/N:

Distance: 3m

Test Mode : TX 802.11b CH11

Note :

Mk.	Frequency (MHz)	Reading (dBuV)	Detector	Corr. factor (dB/m)	Result (dBuV/m)	Limit (dBuV/m)	Ant.Pos (cm)	Tab.Pos (deg.)	Margin (dB)	Comment
	323.5271	49.80	peak	-5.08	44.72	46.00	100	50	-1.28	
	376.0120	48.43	peak	-3.86	44.57	46.00	100	115	-1.43	
*	442.1041	47.98	peak	-3.14	44.84	46.00	100	260	-1.16	

*:Maximum data x:Over limit !:over margin

Address:6F.,No.58,Ln 188,Ruey Kuang Rd,Neihu,Taipei
Tel:+886-2-6606-8877
Fax:+886-2-6606-8879

Radiated Emission Measurement

Operator: Vincent

File :1 Data :#2 Date: 5/2/2018 Time: 11:04:55 AM

Temperature:26.3 ℃
Humidity:70.5 %

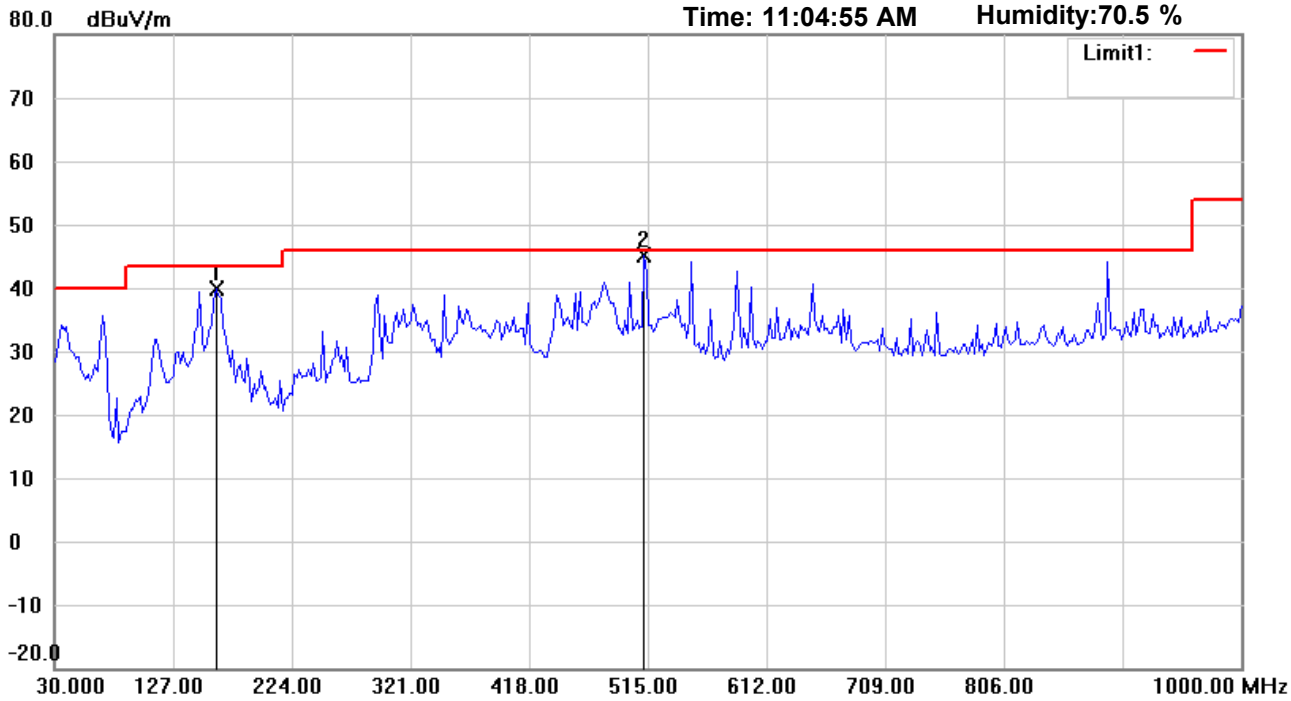

Site : Chamber

Condition : FCC_part 15 RE-Class C_30-1000MHz

Polarization: *Vertical*

EUT : W6M21803-17987

Power : 120 Va.c.

M/N:

Distance: 3m

Test Mode : TX 802.11b CH11

Note :

Mk.	Frequency (MHz)	Reading (dBuV)	Detector	Corr. factor (dB/m)	Result (dBuV/m)	Limit (dBuV/m)	Ant.Pos (cm)	Tab.Pos (deg.)	Margin (dB)	Comment
	162.1844	48.79	peak	-8.89	39.90	43.50	100	305	-3.60	
*	512.0842	47.20	QP	-1.95	45.25	46.00	100	260	-0.75	

*:Maximum data x:Over limit !:over margin

Address:6F.,No.58,Ln 188,Ruey Kuang Rd,Neihu,Taipei
Tel:+886-2-6606-8877
Fax:+886-2-6606-8879

Radiated Emission Measurement

Operator: Sky

File :3 | Data :#1 | Date: 4/24/2018 | Time: 9:36:56 PM | Temperature:26.3 ℃ | Humidity:68.6 %

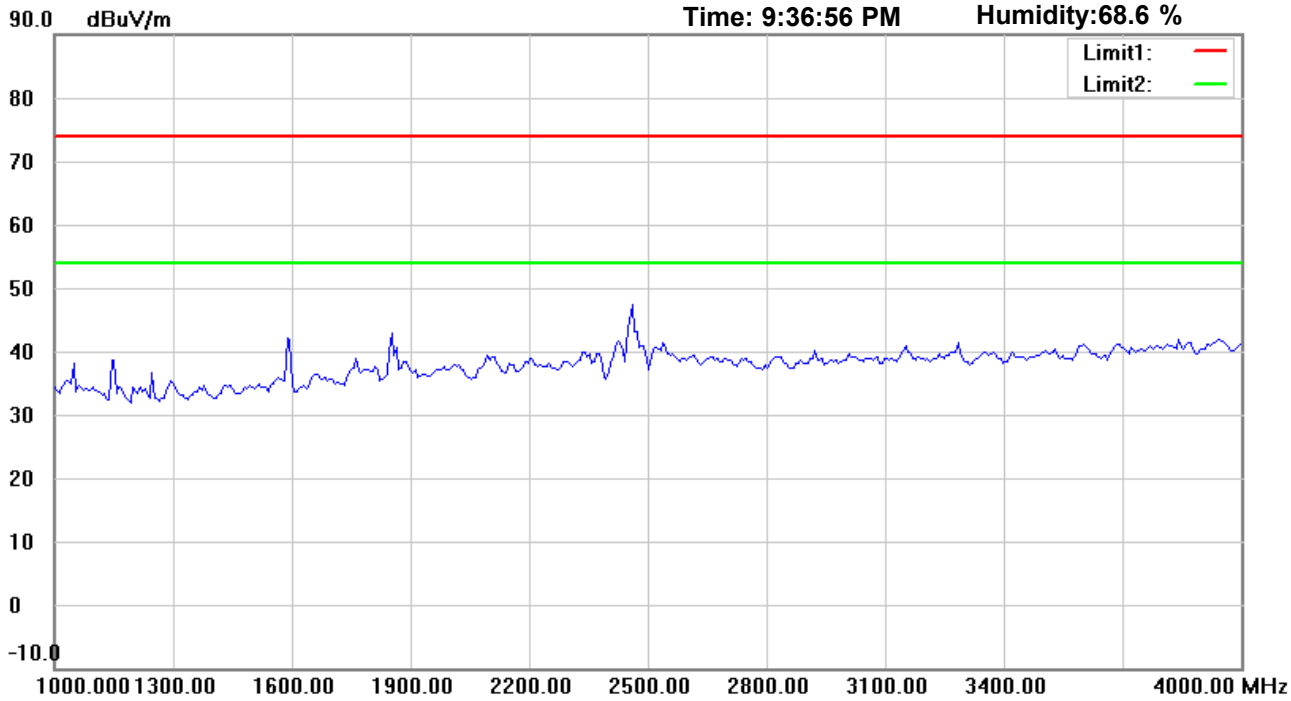

Site : Chamber

Condition : FCC_part 15 RE-Class C_Above 1GHz_PK

Polarization: *Horizontal*

EUT : W6M21803-17987

Power : 120 Va.c.

M/N:

Distance: 3m

Test Mode : TX 802.11b CH11

Note :

Mk.	Frequency (MHz)	Reading (dBuV)	Detector	Corr. factor (dB/m)	Result (dBuV/m)	Limit (dBuV/m)	Ant.Pos (cm)	Tab.Pos (deg.)	Margin (dB)	Comment

*:Maximum data x:Over limit !:over margin

Address:6F.,No.58,Ln 188,Ruey Kuang Rd,Neihu,Taipei
Tel:+886-2-6606-8877
Fax:+886-2-6606-8879

Radiated Emission Measurement

Operator: Sky

File :3 | Data :#6 | Date: 4/24/2018 | Time: 9:40:26 PM | Temperature:26.3 ℃ | Humidity:68.6 %

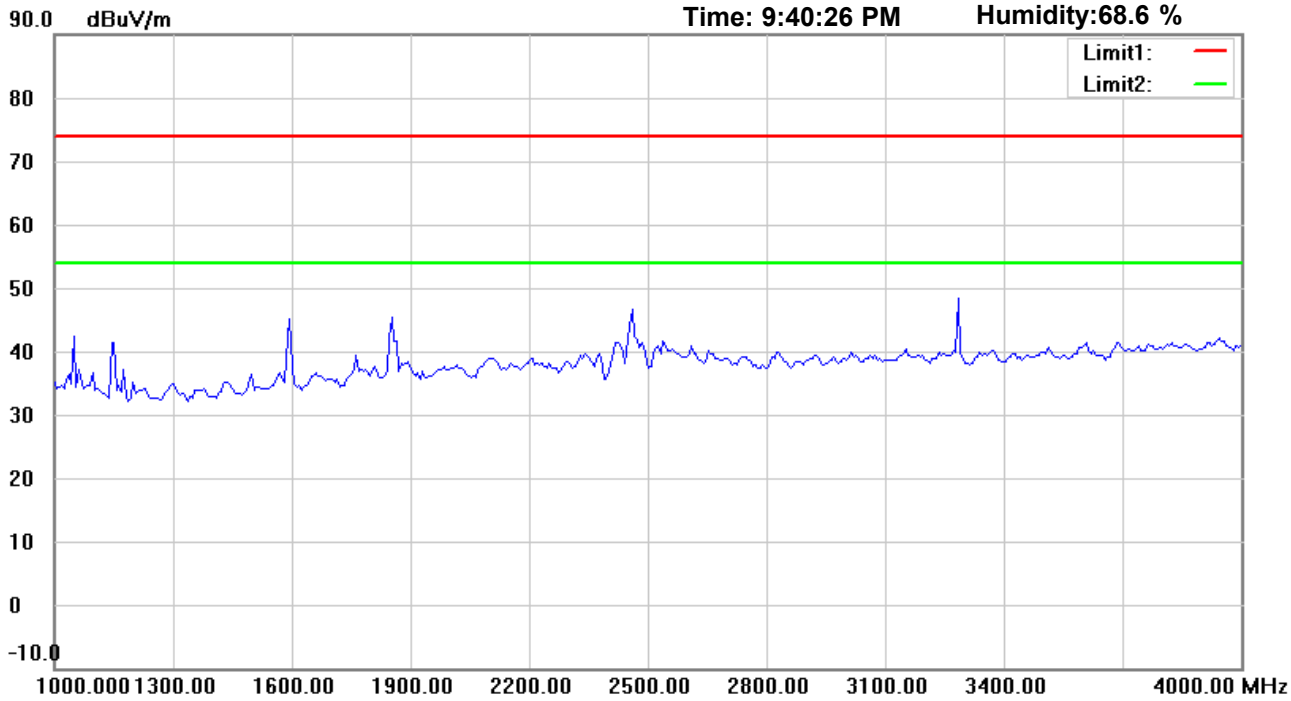

Site : Chamber

Condition : FCC_part 15 RE-Class C_Above 1GHz_PK

Polarization: *Vertical*

EUT : W6M21803-17987

Power : 120 Va.c.

M/N:

Distance: 3m

Test Mode : TX 802.11b CH11

Note :

Mk.	Frequency (MHz)	Reading (dBuV)	Detector	Corr. factor (dB/m)	Result (dBuV/m)	Limit (dBuV/m)	Ant.Pos (cm)	Tab.Pos (deg.)	Margin (dB)	Comment

*:Maximum data x:Over limit !:over margin

Address:6F.,No.58,Ln 188,Ruey Kuang Rd,Neihu,Taipei
Tel:+886-2-6606-8877
Fax:+886-2-6606-8879

Radiated Emission Measurement

Operator: Sky

File :3 | Data :#2 | Date: 4/24/2018 | Time: 9:37:56 PM | Temperature:26.3 ℃ | Humidity:68.6 %

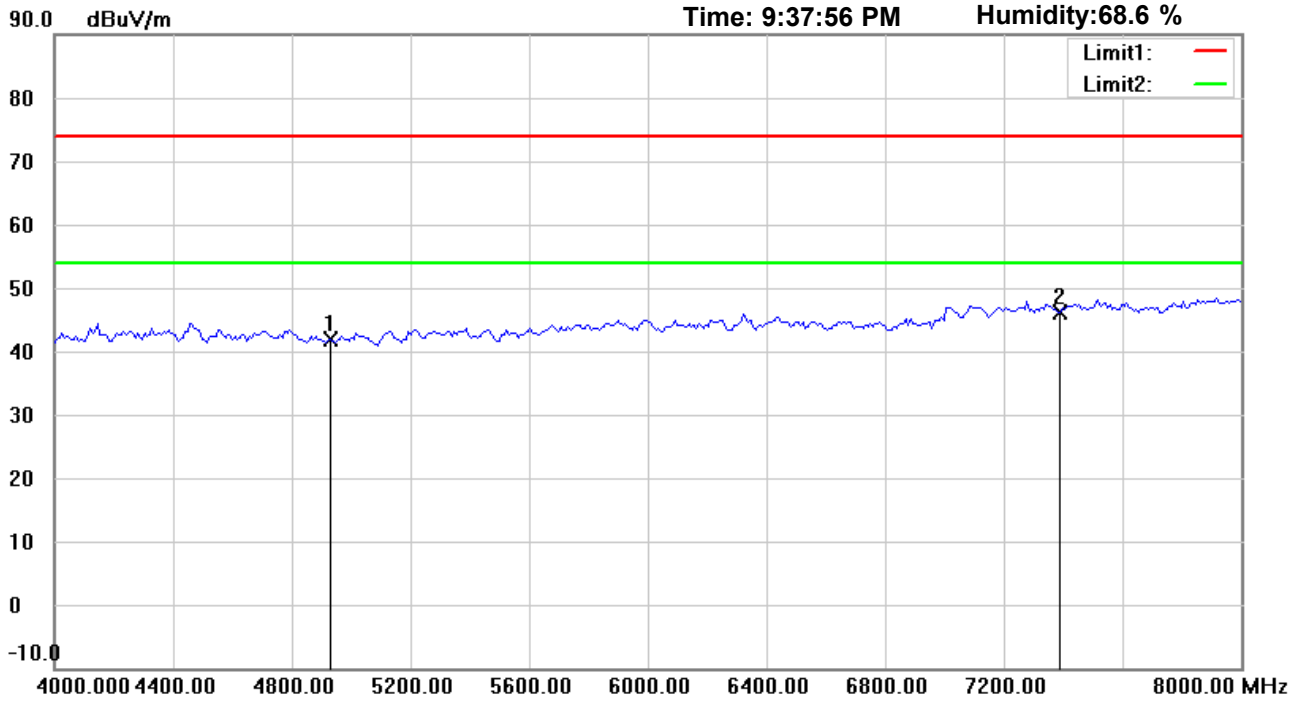

Site : Chamber

Condition : FCC_part 15 RE-Class C_Above 1GHz_PK

Polarization: *Horizontal*

EUT : W6M21803-17987

Power : 120 Va.c.

M/N:

Distance: 3m

Test Mode : TX 802.11b CH11

Note :

Mk.	Frequency (MHz)	Reading (dBuV)	Detector	Corr. factor (dB/m)	Result (dBuV/m)	Limit (dBuV/m)	Ant.Pos (cm)	Tab.Pos (deg.)	Margin (dB)	Comment
	4924.000	41.10	peak	0.71	41.81	74.00	150	20	-32.19	
*	7386.000	40.15	peak	5.99	46.14	74.00	150	180	-27.86	

*:Maximum data x:Over limit !:over margin

Address:6F.,No.58,Ln 188,Ruey Kuang Rd,Neihu,Taipei
Tel:+886-2-6606-8877
Fax:+886-2-6606-8879

Radiated Emission Measurement

Operator: Sky

File :3 | Data :#7 | Date: 4/24/2018 | Time: 9:41:26 PM | Temperature:26.3 ℃ | Humidity:68.6 %

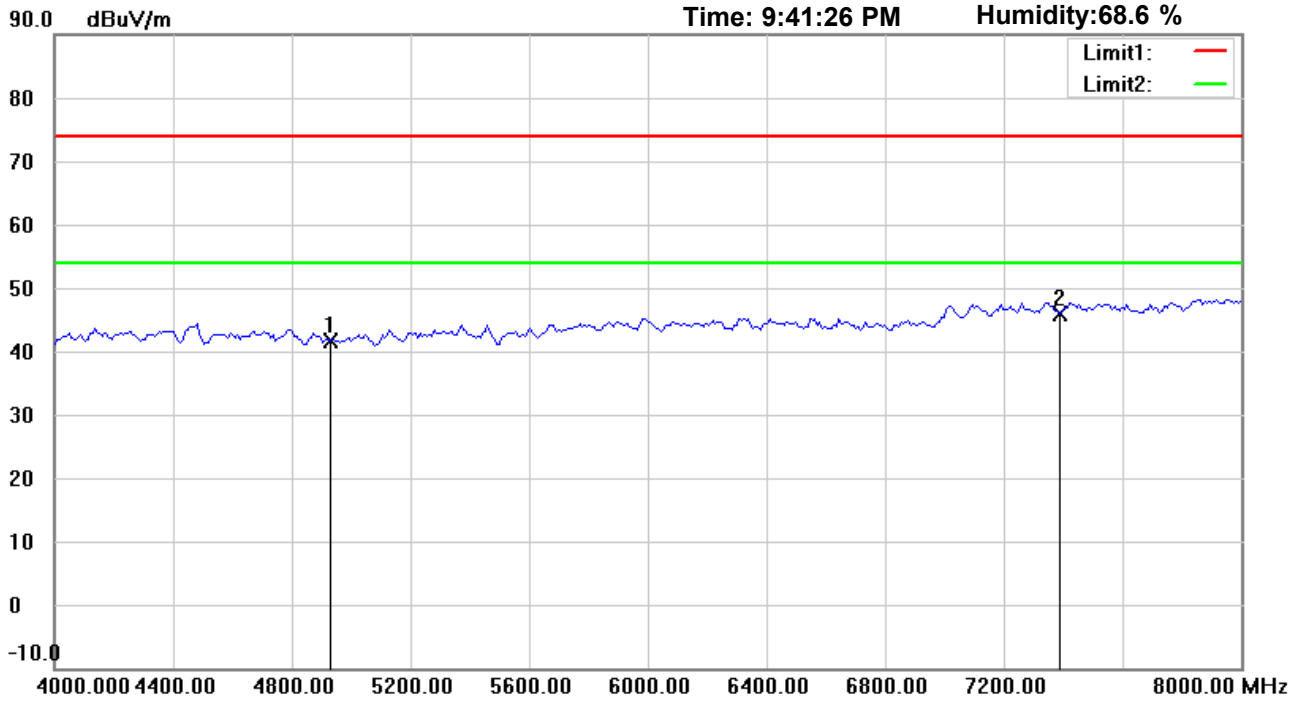

Site : Chamber

Condition : FCC_part 15 RE-Class C_Above 1GHz_PK

Polarization: *Vertical*

EUT : W6M21803-17987

Power : 120 Va.c.

M/N:

Distance: 3m

Test Mode : TX 802.11b CH11

Note :

Mk.	Frequency (MHz)	Reading (dBuV)	Detector	Corr. factor (dB/m)	Result (dBuV/m)	Limit (dBuV/m)	Ant.Pos (cm)	Tab.Pos (deg.)	Margin (dB)	Comment
	4924.000	41.03	peak	0.71	41.74	74.00	150	60	-32.26	
*	7386.000	39.86	peak	5.99	45.85	74.00	150	275	-28.15	

*:Maximum data x:Over limit !:over margin

Address:6F.,No.58,Ln 188,Ruey Kuang Rd,Neihu,Taipei
Tel:+886-2-6606-8877
Fax:+886-2-6606-8879

Radiated Emission Measurement

Operator: Sky

File :3 | Data :#3 | Date: 4/24/2018 | Time: 9:39:02 PM | Temperature:26.3 ℃ | Humidity:68.6 %

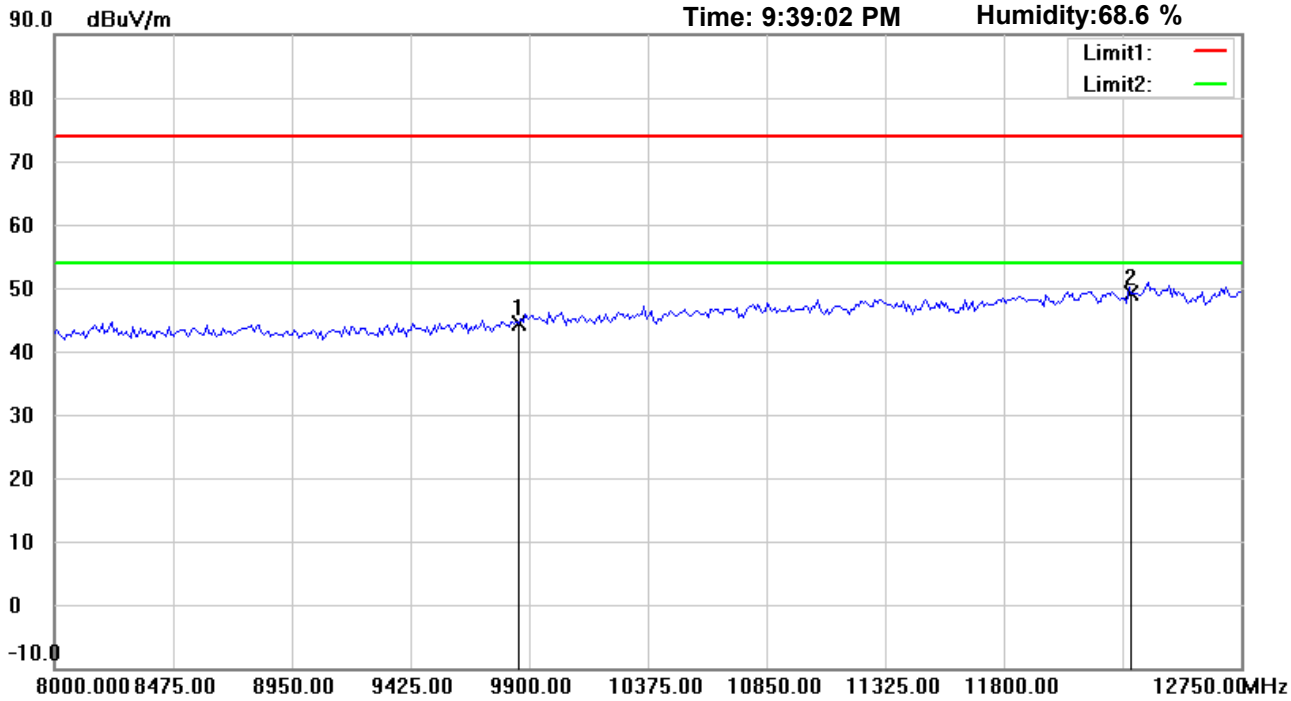

Site : Chamber

Condition : FCC_part 15 RE-Class C_Above 1GHz_PK

Polarization: *Horizontal*

EUT : W6M21803-17987

Power : 120 Va.c.

M/N:

Distance: 3m

Test Mode : TX 802.11b CH11

Note :

Mk.	Frequency (MHz)	Reading (dBuV)	Detector	Corr. factor (dB/m)	Result (dBuV/m)	Limit (dBuV/m)	Ant.Pos (cm)	Tab.Pos (deg.)	Margin (dB)	Comment
	9848.000	35.17	peak	9.27	44.44	74.00	150	330	-29.56	
*	12310.000	34.40	peak	14.62	49.02	74.00	150	170	-24.98	

*:Maximum data x:Over limit !:over margin

Address:6F.,No.58,Ln 188,Ruey Kuang Rd,Neihu,Taipei
Tel:+886-2-6606-8877
Fax:+886-2-6606-8879

Radiated Emission Measurement

Operator: Sky

File :3 | Data :#8 | Date: 4/24/2018 | Time: 9:42:26 PM | Temperature:26.3 ℃ | Humidity:68.6 %

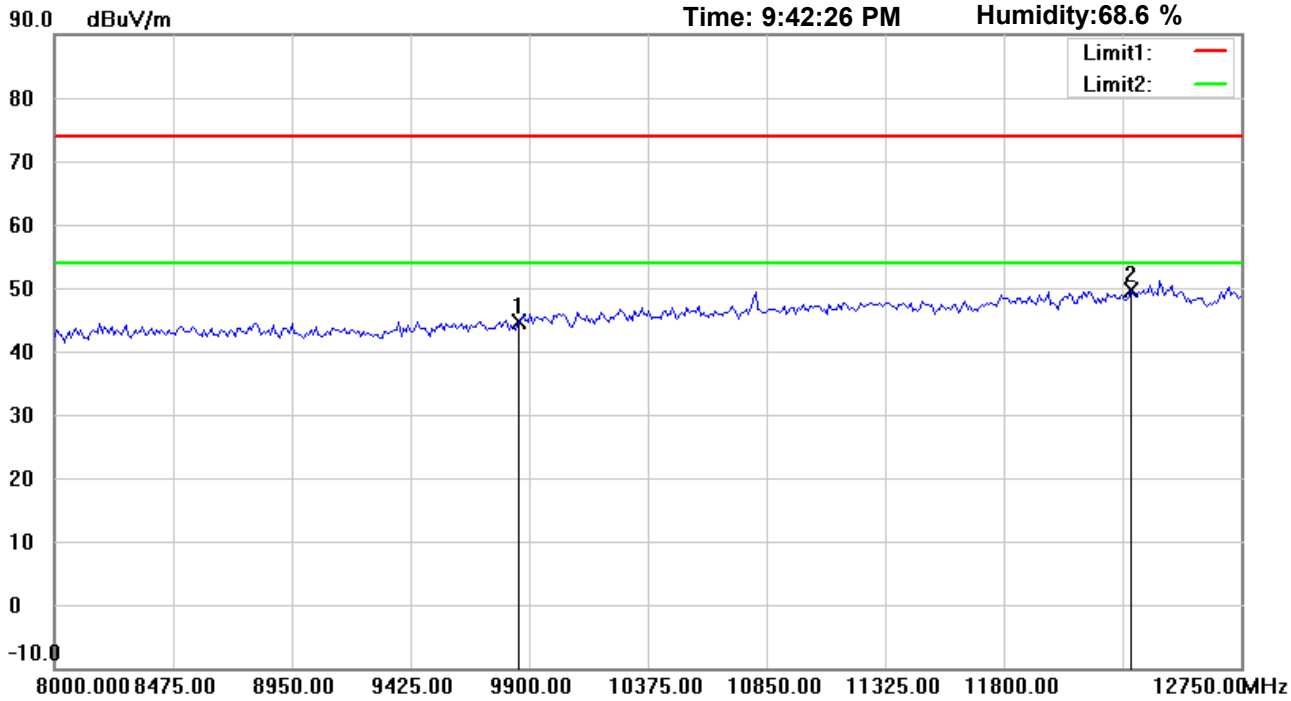

Site : Chamber

Condition : FCC_part 15 RE-Class C_Above 1GHz_PK

Polarization: *Vertical*

EUT : W6M21803-17987

Power : 120 Va.c.

M/N:

Distance: 3m

Test Mode : TX 802.11b CH11

Note :

Mk.	Frequency (MHz)	Reading (dBuV)	Detector	Corr. factor (dB/m)	Result (dBuV/m)	Limit (dBuV/m)	Ant.Pos (cm)	Tab.Pos (deg.)	Margin (dB)	Comment
	9848.000	35.43	peak	9.27	44.70	74.00	150	240	-29.30	
*	12310.000	34.96	peak	14.62	49.58	74.00	150	110	-24.42	

*:Maximum data x:Over limit !:over margin

Address:6F.,No.58,Ln 188,Ruey Kuang Rd,Neihu,Taipei
Tel:+886-2-6606-8877
Fax:+886-2-6606-8879

Radiated Emission Measurement

Operator: Sky

File :3 | Data :#4 | Date: 4/24/2018 | Time: 9:39:16 PM | Temperature:26.3 ℃ | Humidity:68.6 %

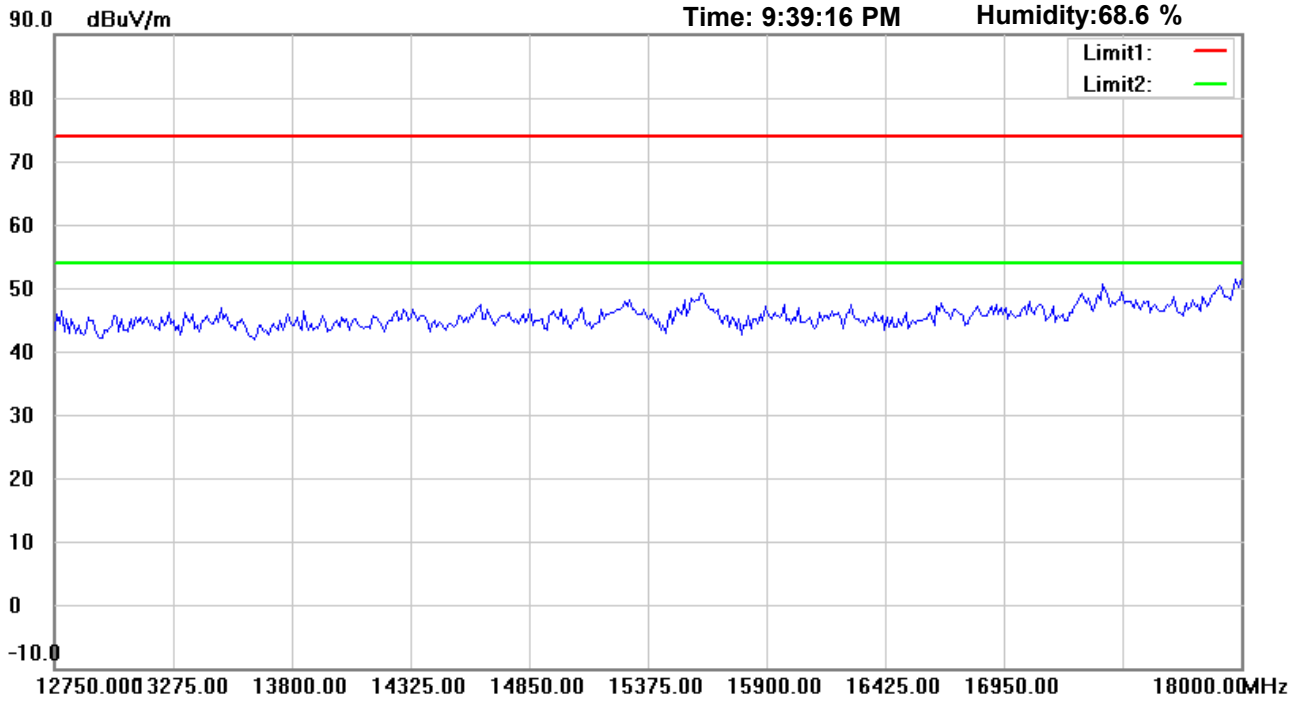

Site : Chamber

Condition : FCC_part 15 RE-Class C_Above 1GHz_PK

Polarization: *Horizontal*

EUT : W6M21803-17987

Power : 120 Va.c.

M/N:

Distance: 3m

Test Mode : TX 802.11b CH11

Note :

Mk.	Frequency (MHz)	Reading (dBuV)	Detector	Corr. factor (dB/m)	Result (dBuV/m)	Limit (dBuV/m)	Ant.Pos (cm)	Tab.Pos (deg.)	Margin (dB)	Comment

*:Maximum data x:Over limit !:over margin

Address:6F.,No.58,Ln 188,Ruey Kuang Rd,Neihu,Taipei
Tel:+886-2-6606-8877
Fax:+886-2-6606-8879

Radiated Emission Measurement

Operator: Sky

File :3 | Data :#9 | Date: 4/24/2018 | Time: 9:42:40 PM | Temperature:26.3 ℃ | Humidity:68.6 %

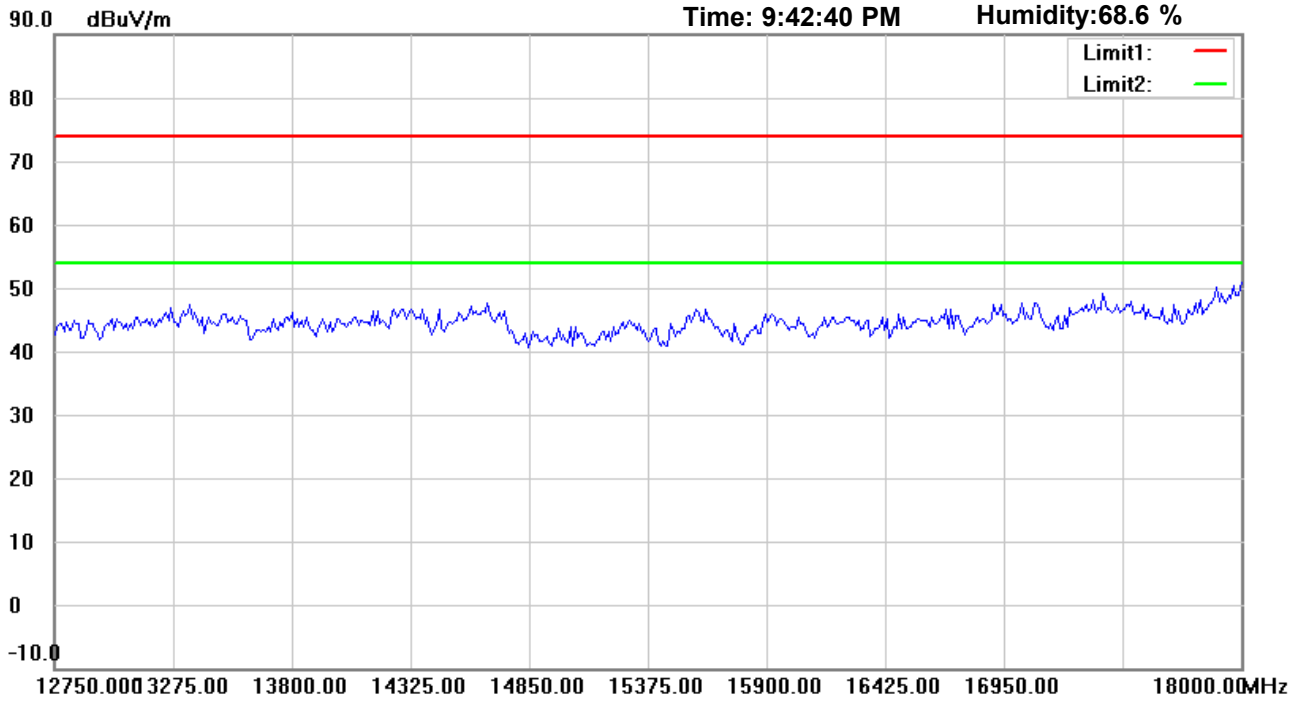

Site : Chamber

Condition : FCC_part 15 RE-Class C_Above 1GHz_PK

Polarization: *Vertical*

EUT : W6M21803-17987

Power : 120 Va.c.

M/N:

Distance: 3m

Test Mode : TX 802.11b CH11

Note :

Mk.	Frequency (MHz)	Reading (dBuV)	Detector	Corr. factor (dB/m)	Result (dBuV/m)	Limit (dBuV/m)	Ant.Pos (cm)	Tab.Pos (deg.)	Margin (dB)	Comment

*:Maximum data x:Over limit !:over margin

Address:6F.,No.58,Ln 188,Ruey Kuang Rd,Neihu,Taipei
Tel:+886-2-6606-8877
Fax:+886-2-6606-8879

Radiated Emission Measurement

Operator: Sky

File :3 | Data :#5 | Date: 4/24/2018 | Time: 9:39:26 PM | Temperature:26.3 ℃ | Humidity:68.6 %

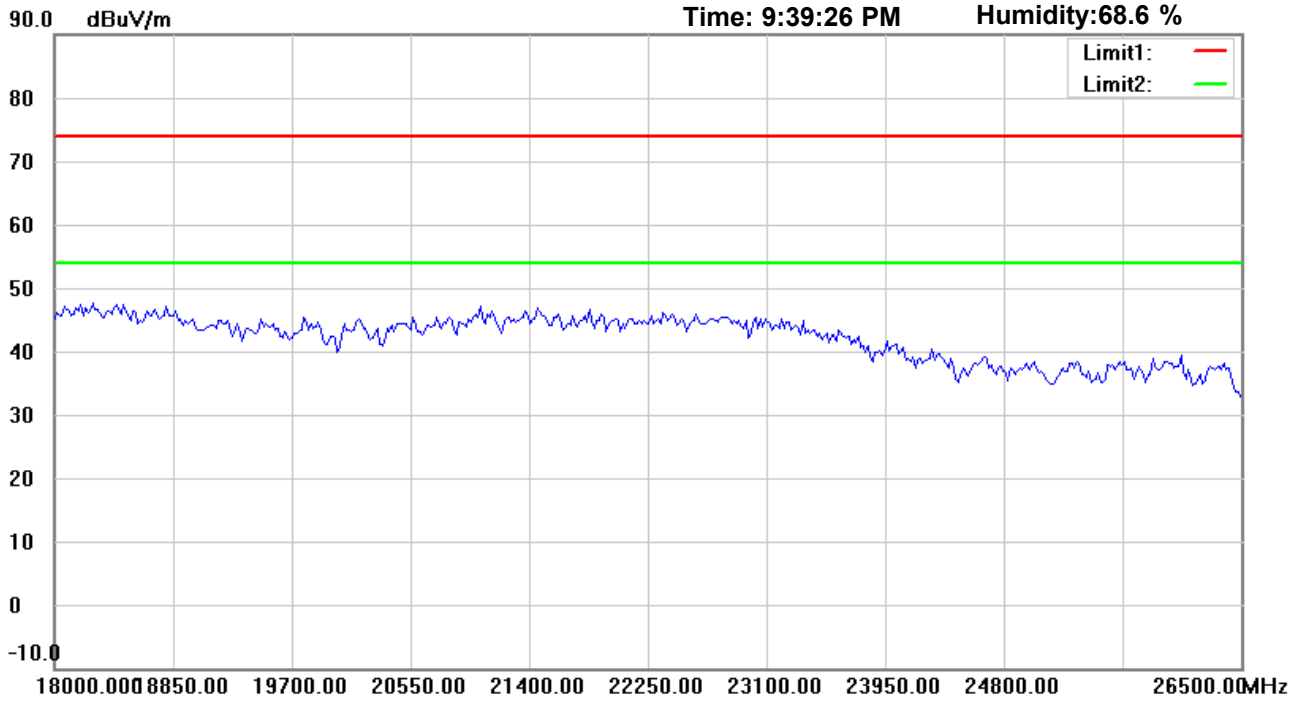

Site : Chamber

Condition : FCC_part 15 RE-Class C_Above 1GHz_PK

Polarization: *Horizontal*

EUT : W6M21803-17987

Power : 120 Va.c.

M/N:

Distance: 3m

Test Mode : TX 802.11b CH11

Note :

Mk.	Frequency (MHz)	Reading (dBuV)	Detector	Corr. factor (dB/m)	Result (dBuV/m)	Limit (dBuV/m)	Ant.Pos (cm)	Tab.Pos (deg.)	Margin (dB)	Comment

*:Maximum data x:Over limit !:over margin

Address:6F.,No.58,Ln 188,Ruey Kuang Rd,Neihu,Taipei
Tel:+886-2-6606-8877
Fax:+886-2-6606-8879

Radiated Emission Measurement

Operator: Sky

File :3 | Data :#10 | Date: 4/24/2018 | Time: 9:42:49 PM | Temperature:26.3 ℃ | Humidity:68.6 %

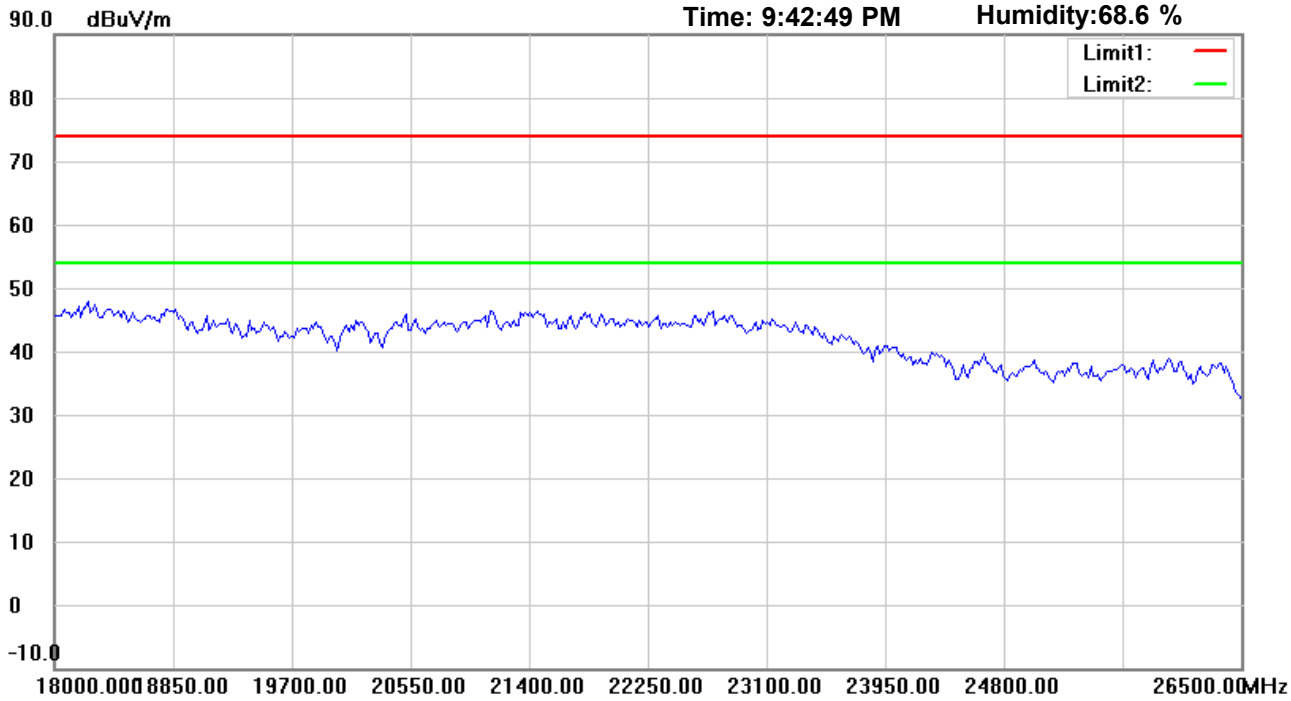

Site : Chamber

Condition : FCC_part 15 RE-Class C_Above 1GHz_PK

Polarization: *Vertical*

EUT : W6M21803-17987

Power : 120 Va.c.

M/N:

Distance: 3m

Test Mode : TX 802.11b CH11

Note :

Mk.	Frequency (MHz)	Reading (dBuV)	Detector	Corr. factor (dB/m)	Result (dBuV/m)	Limit (dBuV/m)	Ant.Pos (cm)	Tab.Pos (deg.)	Margin (dB)	Comment

*:Maximum data x:Over limit !:over margin

Address:6F.,No.58,Ln 188,Ruey Kuang Rd,Neihu,Taipei
Tel:+886-2-6606-8877
Fax:+886-2-6606-8879

Radiated Emission Measurement

Operator: Vincent

File :1 Data :#1 Date: 5/2/2018 Time: 11:08:34 AM

Temperature:26.3 ℃
Humidity:70.5 %

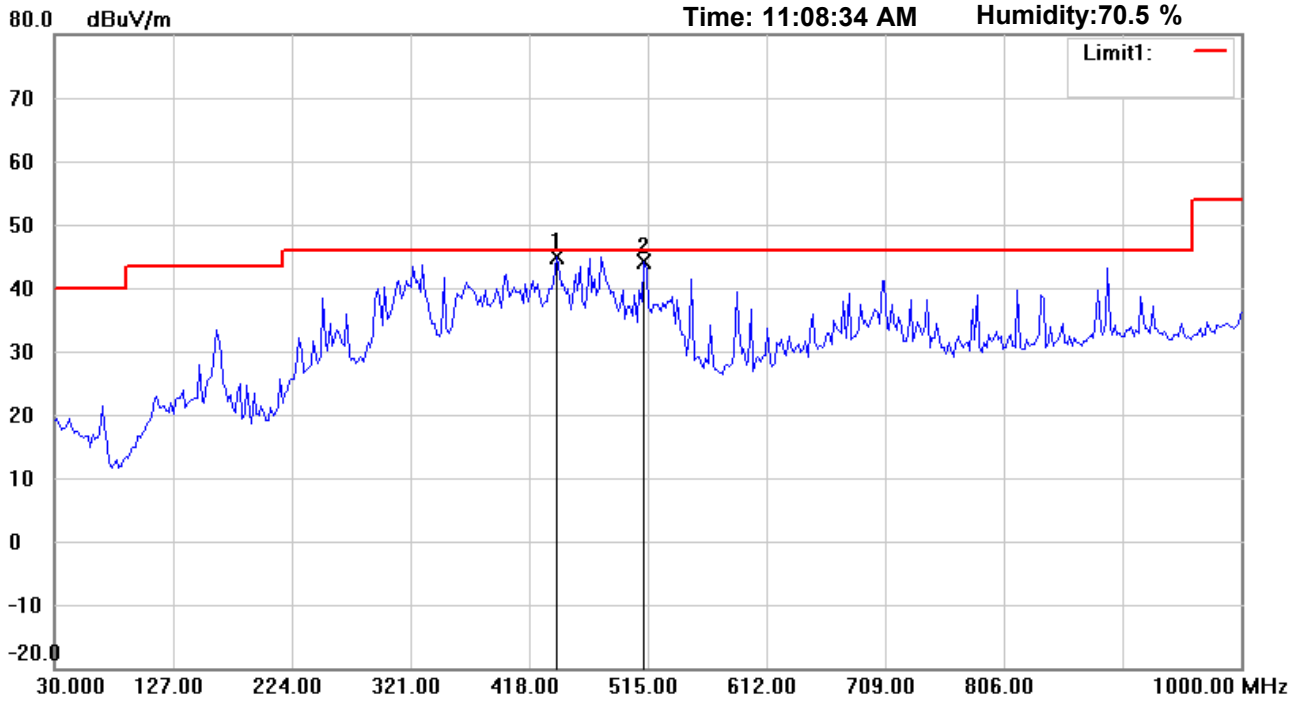

Site : Chamber

Condition : FCC_part 15 RE-Class C_30-1000MHz

Polarization: *Horizontal*

EUT : W6M21803-17987

Power : 120 Va.c.

M/N:

Distance: 3m

Test Mode : TX 802.11g CH1

Note :

Mk.	Frequency (MHz)	Reading (dBuV)	Detector	Corr. factor (dB/m)	Result (dBuV/m)	Limit (dBuV/m)	Ant.Pos (cm)	Tab.Pos (deg.)	Margin (dB)	Comment
*	440.1603	47.92	peak	-3.15	44.77	46.00	100	225	-1.23	
	512.0842	45.98	peak	-1.95	44.03	46.00	100	170	-1.97	

*:Maximum data x:Over limit !:over margin

Address:6F.,No.58,Ln 188,Ruey Kuang Rd,Neihu,Taipei
Tel:+886-2-6606-8877
Fax:+886-2-6606-8879

Radiated Emission Measurement

Operator: Vincent

File :1 Data :#2 Date: 5/2/2018 Time: 11:09:34 AM

Temperature:26.3 ℃
Humidity:70.5 %

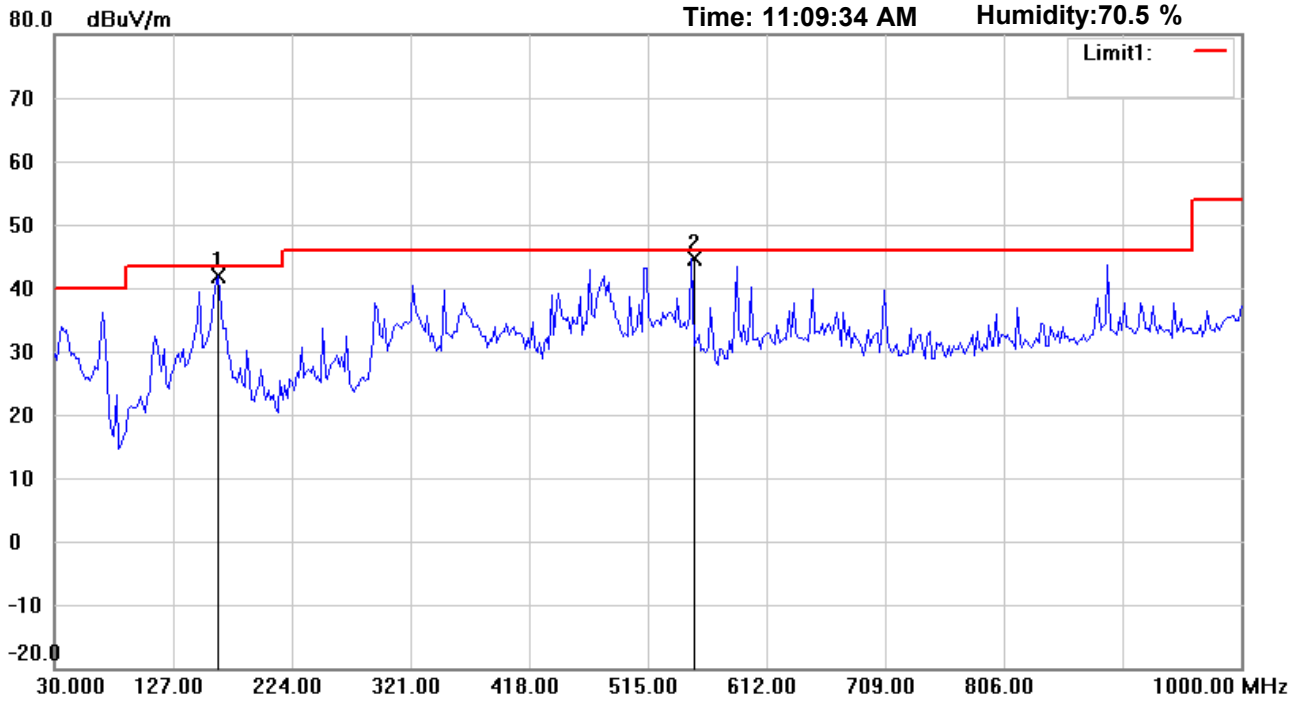

Site : Chamber

Condition : FCC_part 15 RE-Class C_30-1000MHz

Polarization: *Vertical*

EUT : W6M21803-17987

Power : 120 Va.c.

M/N:

Distance: 3m

Test Mode : TX 802.11g CH1

Note :

Mk.	Frequency (MHz)	Reading (dBuV)	Detector	Corr. factor (dB/m)	Result (dBuV/m)	Limit (dBuV/m)	Ant.Pos (cm)	Tab.Pos (deg.)	Margin (dB)	Comment
	164.1282	51.07	peak	-9.16	41.91	43.50	100	170	-1.59	
*	550.9620	45.77	peak	-1.15	44.62	46.00	100	145	-1.38	

*:Maximum data x:Over limit !:over margin

Address:6F.,No.58,Ln 188,Ruey Kuang Rd,Neihu,Taipei
Tel:+886-2-6606-8877
Fax:+886-2-6606-8879

Radiated Emission Measurement

Operator: Sky

File :3 | Data :#1 | Date: 4/24/2018 | Time: 9:47:20 PM | Temperature:26.3 ℃ | Humidity:68.6 %

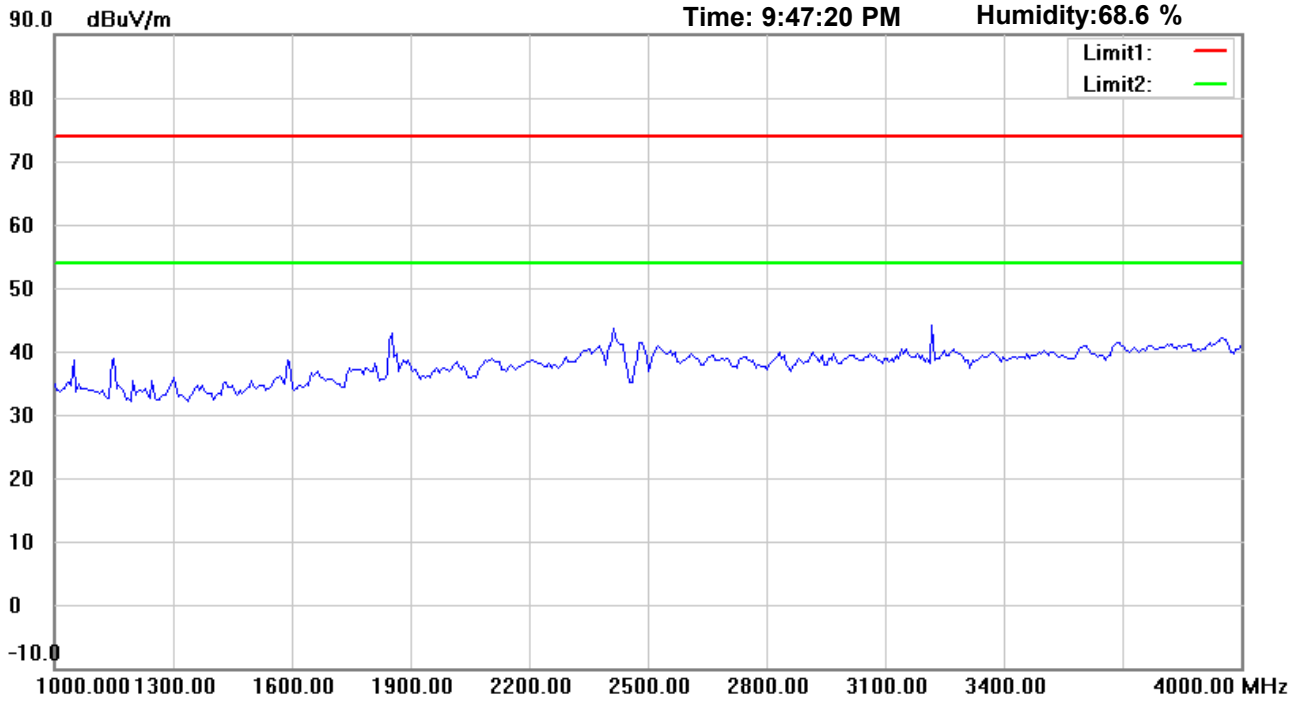

Site : Chamber

Condition : FCC_part 15 RE-Class C_Above 1GHz_PK

Polarization: *Horizontal*

EUT : W6M21803-17987

Power : 120 Va.c.

M/N:

Distance: 3m

Test Mode : TX 802.11g CH1

Note :

Mk.	Frequency (MHz)	Reading (dBuV)	Detector	Corr. factor (dB/m)	Result (dBuV/m)	Limit (dBuV/m)	Ant.Pos (cm)	Tab.Pos (deg.)	Margin (dB)	Comment

*:Maximum data x:Over limit !:over margin

Address:6F.,No.58,Ln 188,Ruey Kuang Rd,Neihu,Taipei
Tel:+886-2-6606-8877
Fax:+886-2-6606-8879

Radiated Emission Measurement

Operator: Sky

File :3 | Data :#6 | Date: 4/24/2018 | Time: 9:50:50 PM | Temperature:26.3 ℃ | Humidity:68.6 %

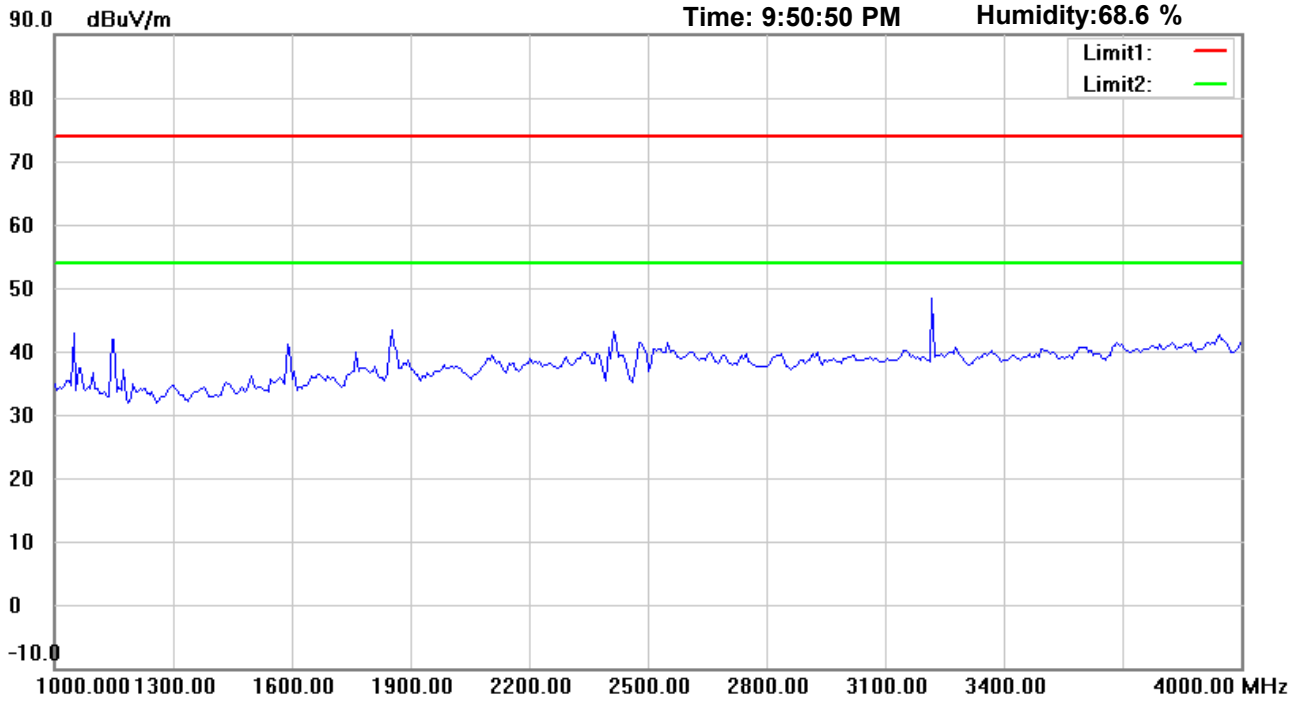

Site : Chamber

Condition : FCC_part 15 RE-Class C_Above 1GHz_PK

Polarization: *Vertical*

EUT : W6M21803-17987

Power : 120 Va.c.

M/N:

Distance: 3m

Test Mode : TX 802.11g CH1

Note :

Mk.	Frequency (MHz)	Reading (dBuV)	Detector	Corr. factor (dB/m)	Result (dBuV/m)	Limit (dBuV/m)	Ant.Pos (cm)	Tab.Pos (deg.)	Margin (dB)	Comment

*:Maximum data x:Over limit !:over margin

Address:6F.,No.58,Ln 188,Ruey Kuang Rd,Neihu,Taipei
Tel:+886-2-6606-8877
Fax:+886-2-6606-8879

Radiated Emission Measurement

Operator: Sky

File :3 | Data :#2 | Date: 4/24/2018 | Time: 9:48:20 PM | Temperature:26.3 ℃ | Humidity:68.6 %

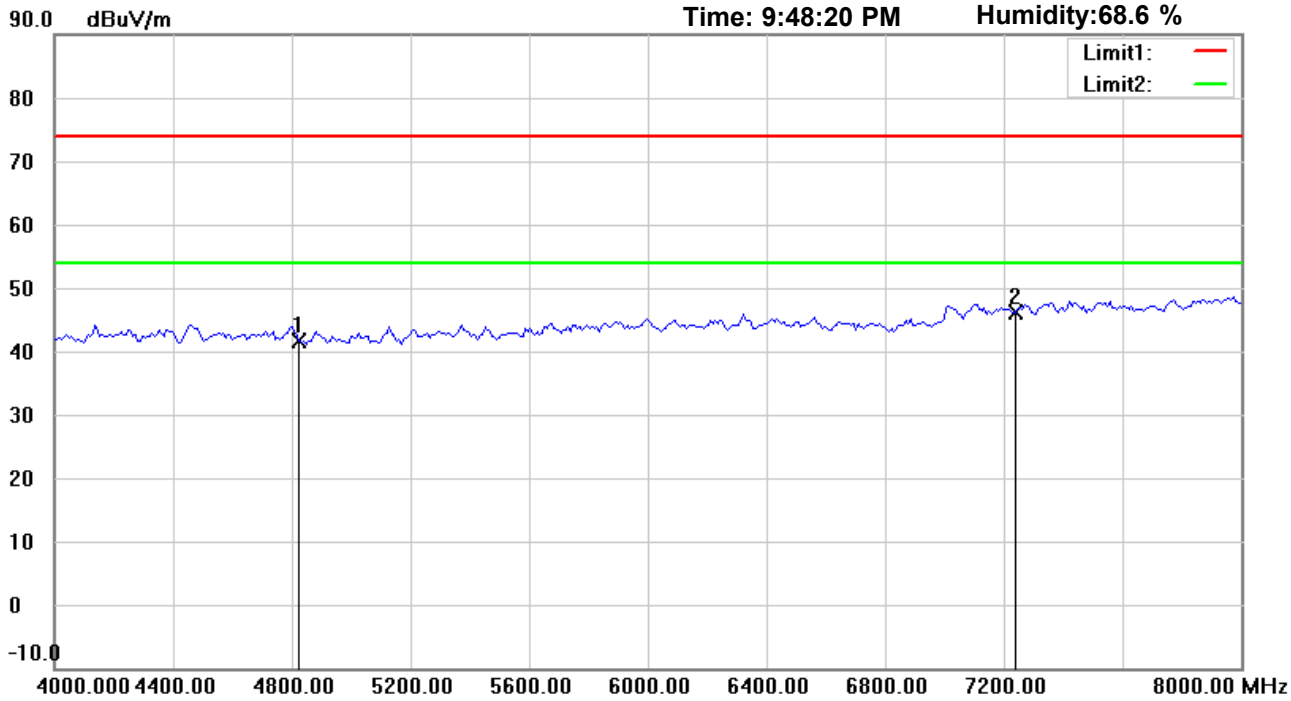

Site : Chamber

Condition : FCC_part 15 RE-Class C_Above 1GHz_PK

Polarization: *Horizontal*

EUT : W6M21803-17987

Power : 120 Va.c.

M/N:

Distance: 3m

Test Mode : TX 802.11g CH1

Note :

Mk.	Frequency (MHz)	Reading (dBuV)	Detector	Corr. factor (dB/m)	Result (dBuV/m)	Limit (dBuV/m)	Ant.Pos (cm)	Tab.Pos (deg.)	Margin (dB)	Comment
	4824.000	40.91	peak	0.73	41.64	74.00	150	90	-32.36	
*	7236.000	40.70	peak	5.42	46.12	74.00	150	180	-27.88	

*:Maximum data x:Over limit !:over margin

Address:6F.,No.58,Ln 188,Ruey Kuang Rd,Neihu,Taipei
Tel:+886-2-6606-8877
Fax:+886-2-6606-8879

Radiated Emission Measurement

Operator: Sky

File :3 | Data :#7 | Date: 4/24/2018 | Time: 9:51:51 PM | Temperature:26.3 ℃ | Humidity:68.6 %

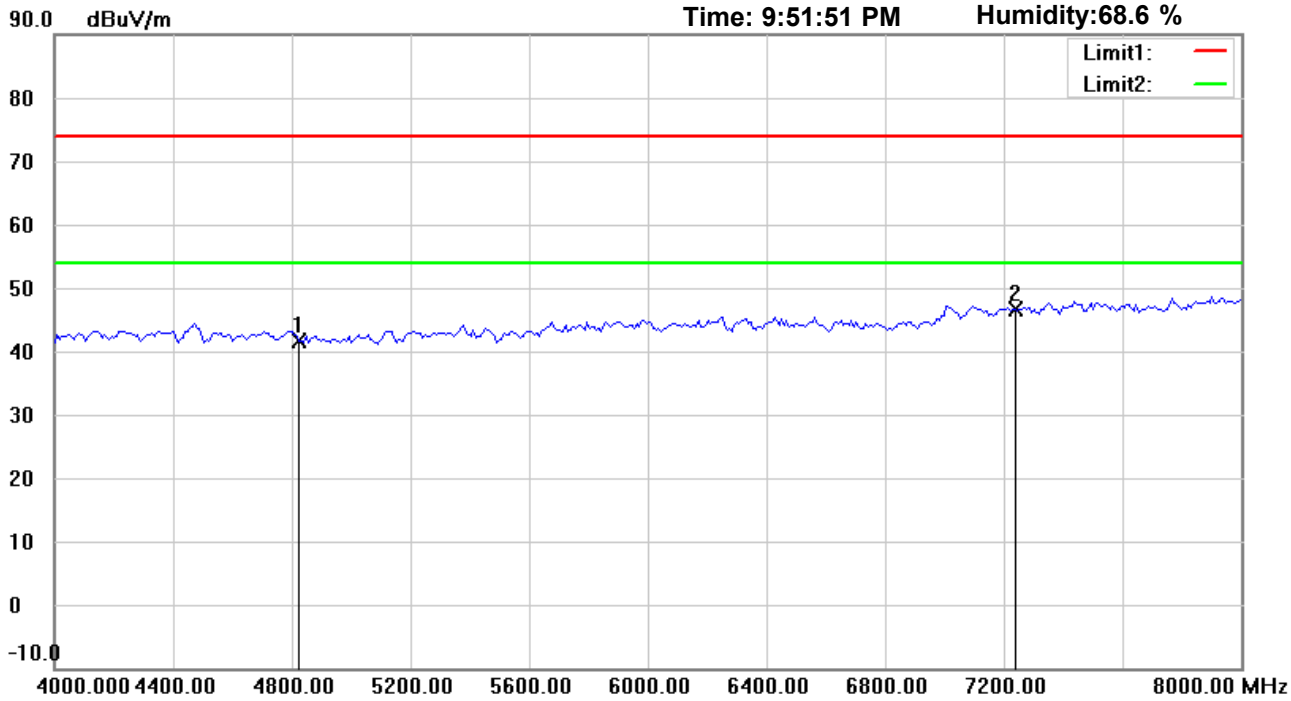

Site : Chamber

Condition : FCC_part 15 RE-Class C_Above 1GHz_PK

Polarization: *Vertical*

EUT : W6M21803-17987

Power : 120 Va.c.

M/N:

Distance: 3m

Test Mode : TX 802.11g CH1

Note :

Mk.	Frequency (MHz)	Reading (dBuV)	Detector	Corr. factor (dB/m)	Result (dBuV/m)	Limit (dBuV/m)	Ant.Pos (cm)	Tab.Pos (deg.)	Margin (dB)	Comment
	4824.000	40.88	peak	0.73	41.61	74.00	150	290	-32.39	
*	7236.000	41.33	peak	5.42	46.75	74.00	150	110	-27.25	

*:Maximum data x:Over limit !:over margin

Address:6F.,No.58,Ln 188,Ruey Kuang Rd,Neihu,Taipei
Tel:+886-2-6606-8877
Fax:+886-2-6606-8879

Radiated Emission Measurement

Operator: Sky

File :3 | Data :#3 | Date: 4/24/2018 | Time: 9:49:27 PM | Temperature:26.3 ℃ | Humidity:68.6 %

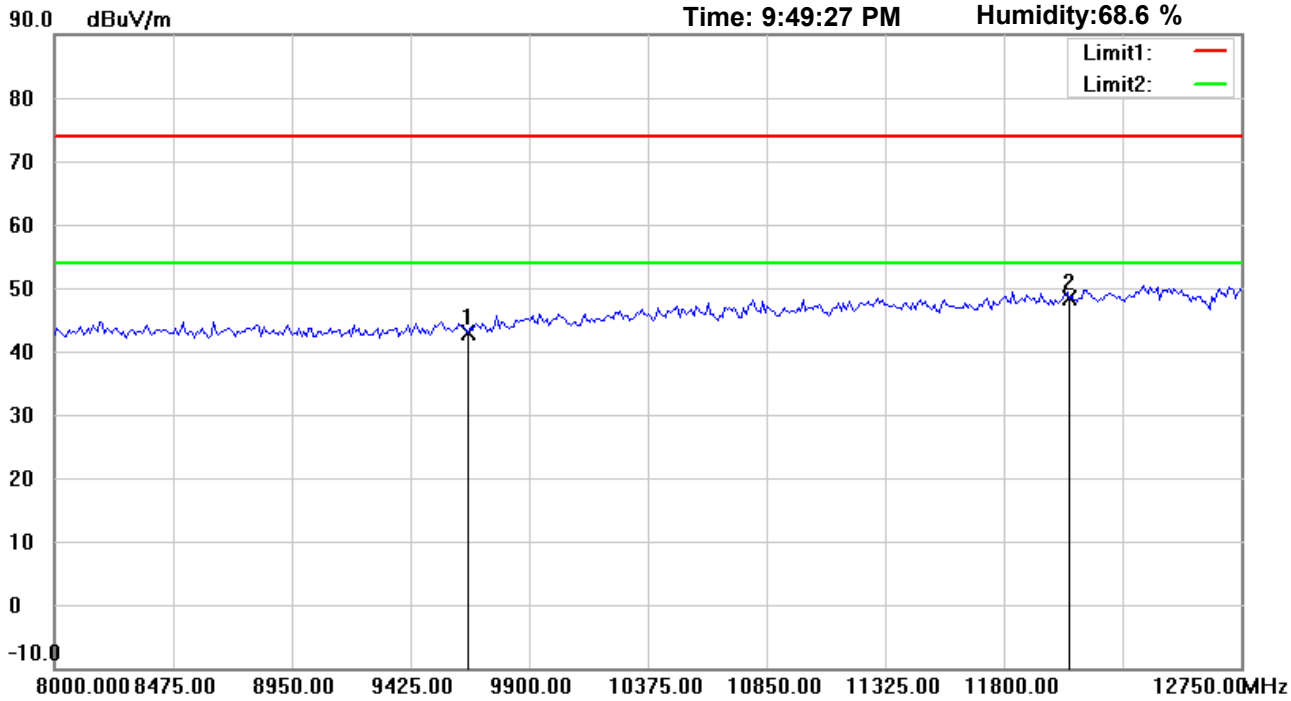

Site : Chamber

Condition : FCC_part 15 RE-Class C_Above 1GHz_PK

Polarization: *Horizontal*

EUT : W6M21803-17987

Power : 120 Va.c.

M/N:

Distance: 3m

Test Mode : TX 802.11g CH1

Note :

Mk.	Frequency (MHz)	Reading (dBuV)	Detector	Corr. factor (dB/m)	Result (dBuV/m)	Limit (dBuV/m)	Ant.Pos (cm)	Tab.Pos (deg.)	Margin (dB)	Comment
	9648.000	34.60	peak	8.28	42.88	74.00	150	145	-31.12	
*	12060.000	34.32	peak	14.17	48.49	74.00	150	275	-25.51	

*:Maximum data x:Over limit !:over margin

Address:6F.,No.58,Ln 188,Ruey Kuang Rd,Neihu,Taipei
Tel:+886-2-6606-8877
Fax:+886-2-6606-8879

Radiated Emission Measurement

Operator: Sky

File :3 | Data :#8 | Date: 4/24/2018 | Time: 9:52:50 PM | Temperature:26.3 ℃ | Humidity:68.6 %

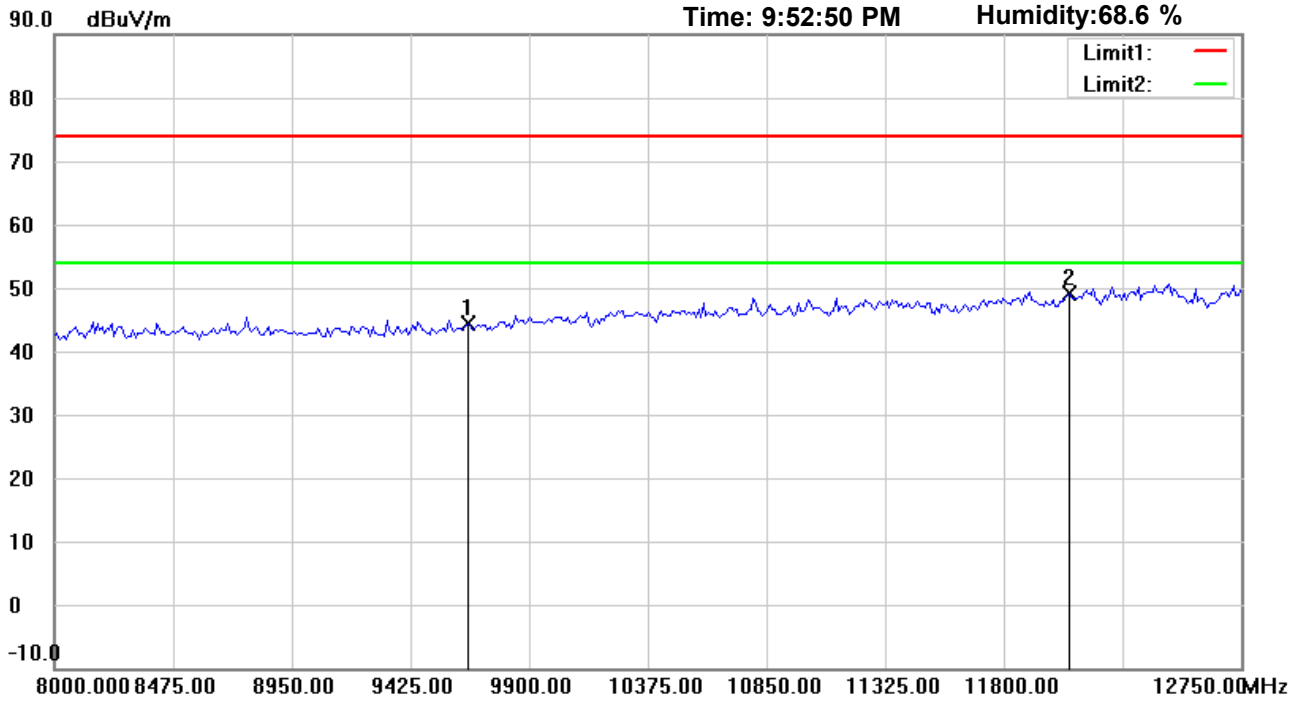

Site : Chamber

Condition : FCC_part 15 RE-Class C_Above 1GHz_PK

Polarization: *Vertical*

EUT : W6M21803-17987

Power : 120 Va.c.

M/N:

Distance: 3m

Test Mode : TX 802.11g CH1

Note :

Mk.	Frequency (MHz)	Reading (dBuV)	Detector	Corr. factor (dB/m)	Result (dBuV/m)	Limit (dBuV/m)	Ant.Pos (cm)	Tab.Pos (deg.)	Margin (dB)	Comment
	9648.000	36.00	peak	8.28	44.28	74.00	150	270	-29.72	
*	12060.000	34.91	peak	14.17	49.08	74.00	150	155	-24.92	

*:Maximum data x:Over limit !:over margin

Address:6F.,No.58,Ln 188,Ruey Kuang Rd,Neihu,Taipei
Tel:+886-2-6606-8877
Fax:+886-2-6606-8879

Radiated Emission Measurement

Operator: Sky

File :3 | Data :#4 | Date: 4/24/2018 | Time: 9:49:40 PM | Temperature:26.3 ℃ | Humidity:68.6 %

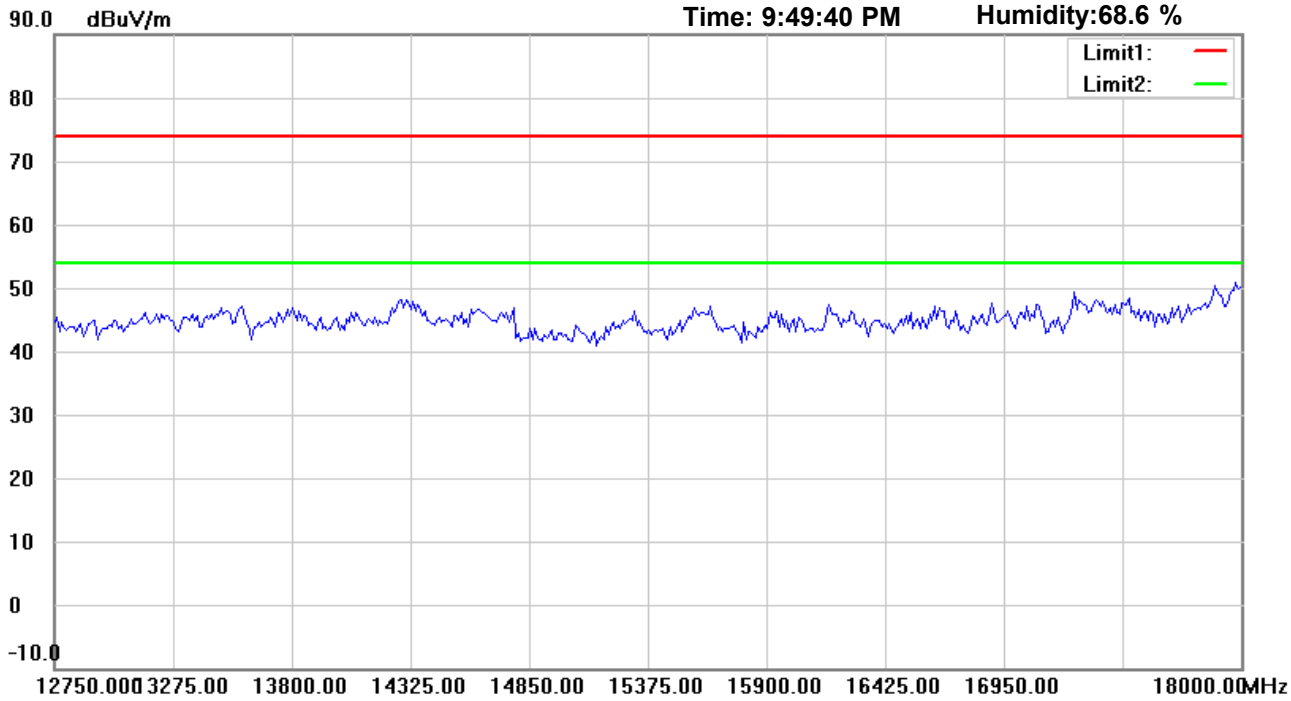

Site : Chamber

Condition : FCC_part 15 RE-Class C_Above 1GHz_PK

Polarization: *Horizontal*

EUT : W6M21803-17987

Power : 120 Va.c.

M/N:

Distance: 3m

Test Mode : TX 802.11g CH1

Note :

Mk.	Frequency (MHz)	Reading (dBuV)	Detector	Corr. factor (dB/m)	Result (dBuV/m)	Limit (dBuV/m)	Ant.Pos (cm)	Tab.Pos (deg.)	Margin (dB)	Comment

*:Maximum data x:Over limit !:over margin

Address:6F.,No.58,Ln 188,Ruey Kuang Rd,Neihu,Taipei
Tel:+886-2-6606-8877
Fax:+886-2-6606-8879

Radiated Emission Measurement

Operator: Sky

File :3 | Data :#9 | Date: 4/24/2018 | Time: 9:53:04 PM | Temperature:26.3 ℃ | Humidity:68.6 %

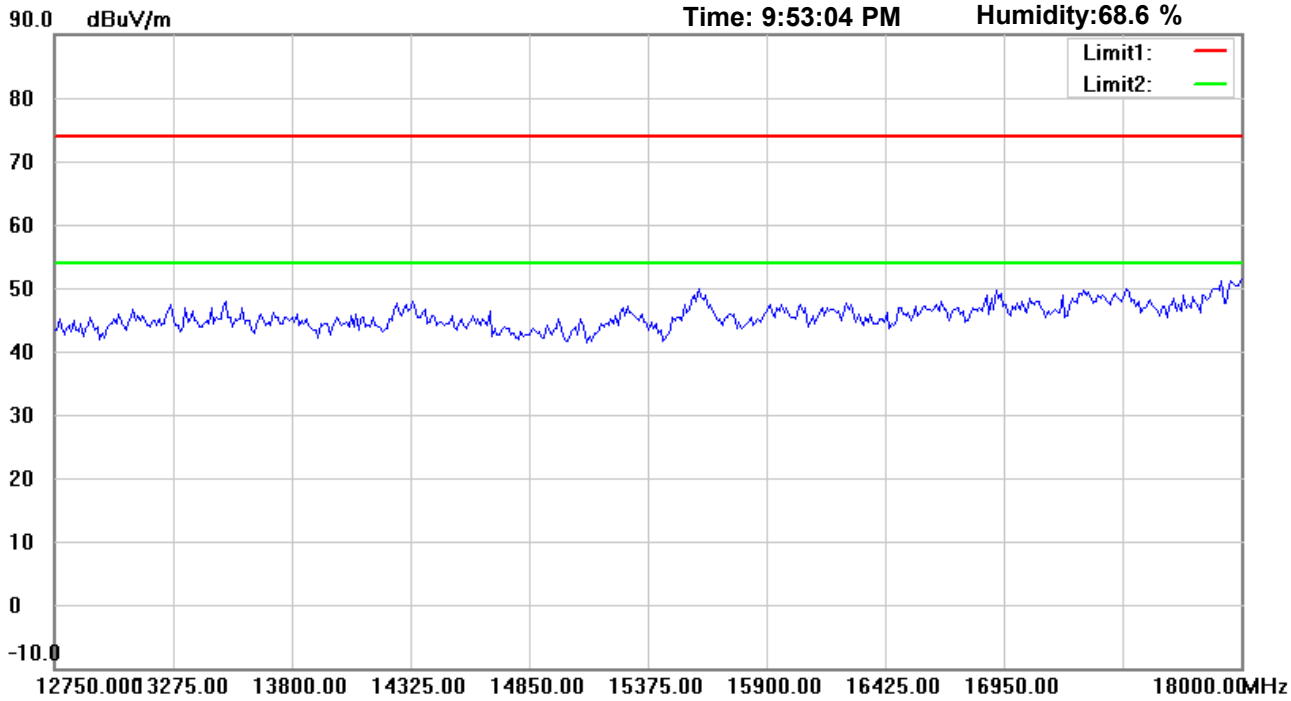

Site : Chamber

Condition : FCC_part 15 RE-Class C_Above 1GHz_PK

Polarization: *Vertical*

EUT : W6M21803-17987

Power : 120 Va.c.

M/N:

Distance: 3m

Test Mode : TX 802.11g CH1

Note :

Mk.	Frequency (MHz)	Reading (dBuV)	Detector	Corr. factor (dB/m)	Result (dBuV/m)	Limit (dBuV/m)	Ant.Pos (cm)	Tab.Pos (deg.)	Margin (dB)	Comment

*:Maximum data x:Over limit !:over margin

Address:6F.,No.58,Ln 188,Ruey Kuang Rd,Neihu,Taipei
Tel:+886-2-6606-8877
Fax:+886-2-6606-8879

Radiated Emission Measurement

Operator: Sky

File :3 | Data :#5 | Date: 4/24/2018 | Time: 9:49:50 PM | Temperature:26.3 ℃ | Humidity:68.6 %

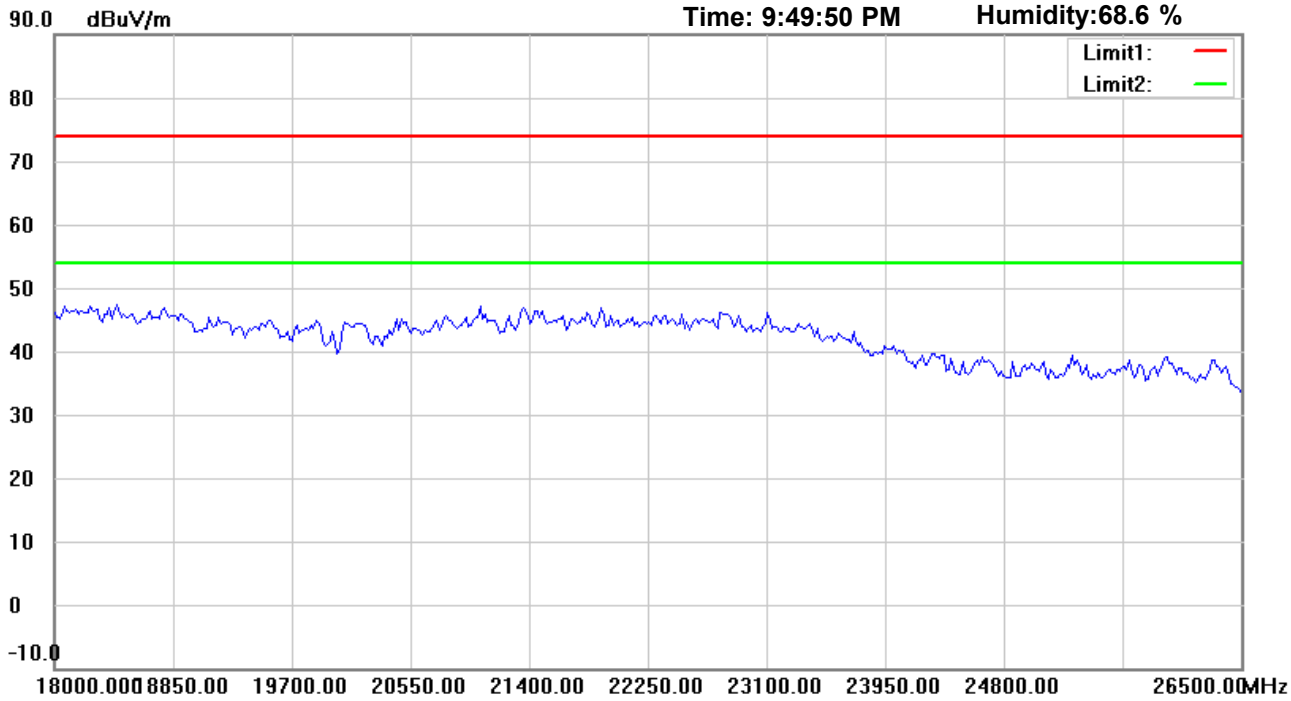

Site : Chamber

Condition : FCC_part 15 RE-Class C_Above 1GHz_PK

Polarization: *Horizontal*

EUT : W6M21803-17987

Power : 120 Va.c.

M/N:

Distance: 3m

Test Mode : TX 802.11g CH1

Note :

Mk.	Frequency (MHz)	Reading (dBuV)	Detector	Corr. factor (dB/m)	Result (dBuV/m)	Limit (dBuV/m)	Ant.Pos (cm)	Tab.Pos (deg.)	Margin (dB)	Comment

*:Maximum data x:Over limit !:over margin

Address:6F.,No.58,Ln 188,Ruey Kuang Rd,Neihu,Taipei
Tel:+886-2-6606-8877
Fax:+886-2-6606-8879

Radiated Emission Measurement

Operator: Sky

File :3 | Data :#10 | Date: 4/24/2018 | Time: 9:53:14 PM | Temperature:26.3 ℃ | Humidity:68.6 %

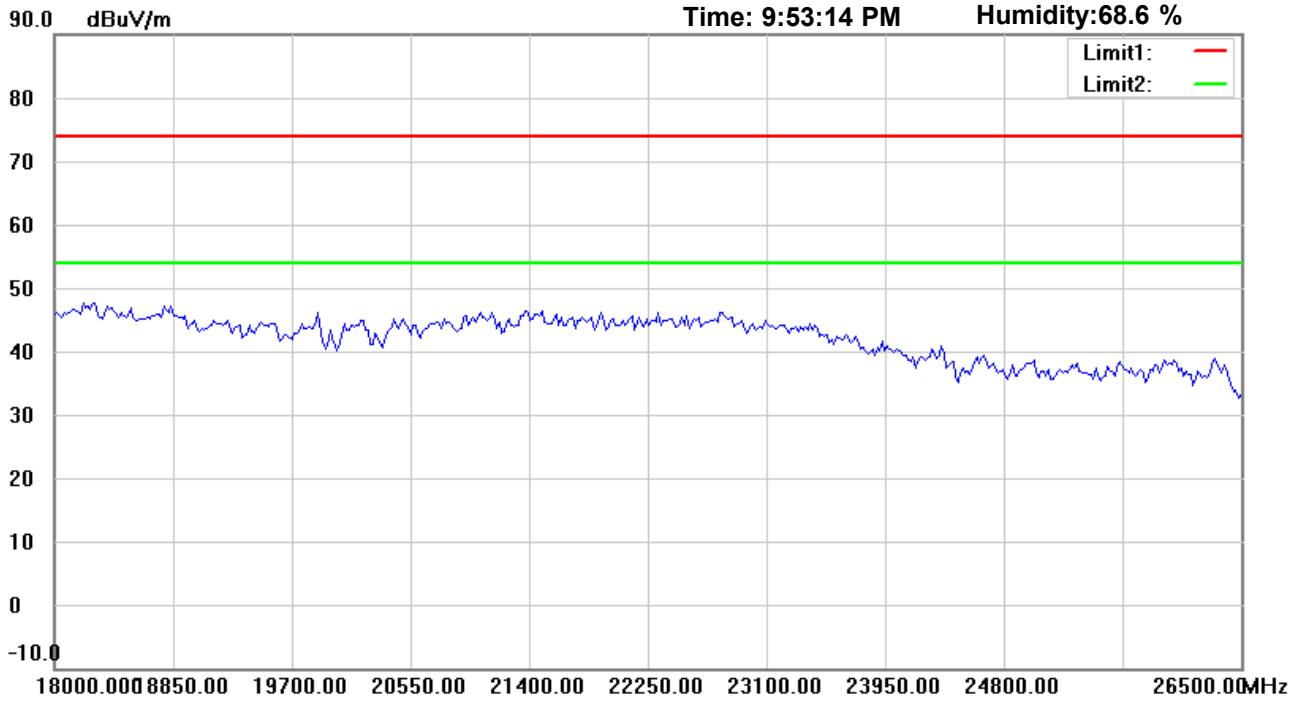

Site : Chamber

Condition : FCC_part 15 RE-Class C_Above 1GHz_PK

Polarization: *Vertical*

EUT : W6M21803-17987

Power : 120 Va.c.

M/N:

Distance: 3m

Test Mode : TX 802.11g CH1

Note :

Mk.	Frequency (MHz)	Reading (dBuV)	Detector	Corr. factor (dB/m)	Result (dBuV/m)	Limit (dBuV/m)	Ant.Pos (cm)	Tab.Pos (deg.)	Margin (dB)	Comment

*:Maximum data x:Over limit !:over margin

Address:6F.,No.58,Ln 188,Ruey Kuang Rd,Neihu,Taipei
Tel:+886-2-6606-8877
Fax:+886-2-6606-8879

Radiated Emission Measurement

Operator: Vincent

File :1 Data :#1 Date: 5/2/2018 Time: 11:14:56 AM

Temperature:26.3 ℃
Humidity:70.5 %

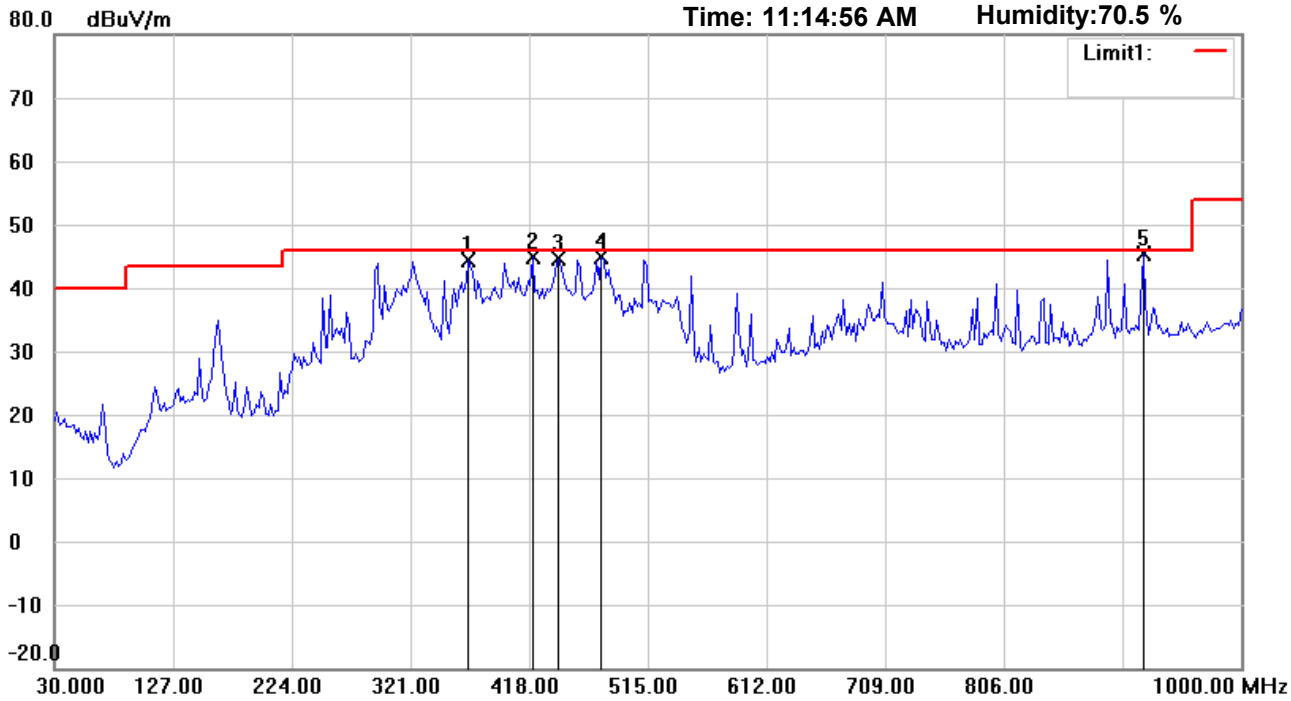

Site : Chamber

Condition : FCC_part 15 RE-Class C_30-1000MHz

Polarization: *Horizontal*

EUT : W6M21803-17987

Power : 120 Va.c.

M/N:

Distance: 3m

Test Mode : TX 802.11g CH6

Note :

Mk.	Frequency (MHz)	Reading (dBuV)	Detector	Corr. factor (dB/m)	Result (dBuV/m)	Limit (dBuV/m)	Ant.Pos (cm)	Tab.Pos (deg.)	Margin (dB)	Comment
	368.2364	48.47	peak	-4.06	44.41	46.00	100	239	-1.59	
	420.7214	48.10	peak	-3.25	44.85	46.00	100	196	-1.15	
	442.1041	47.73	peak	-3.14	44.59	46.00	100	110	-1.41	
	477.0942	47.41	peak	-2.56	44.85	46.00	100	280	-1.15	
*	920.3006	40.21	QP	5.21	45.42	46.00	100	137	-0.58	

*:Maximum data x:Over limit !:over margin

Address:6F.,No.58,Ln 188,Ruey Kuang Rd,Neihu,Taipei
Tel:+886-2-6606-8877
Fax:+886-2-6606-8879

Radiated Emission Measurement

Operator: Vincent

File :1 Data :#2 Date: 5/2/2018 Time: 11:15:57 AM

Temperature:26.3 ℃
Humidity:70.5 %

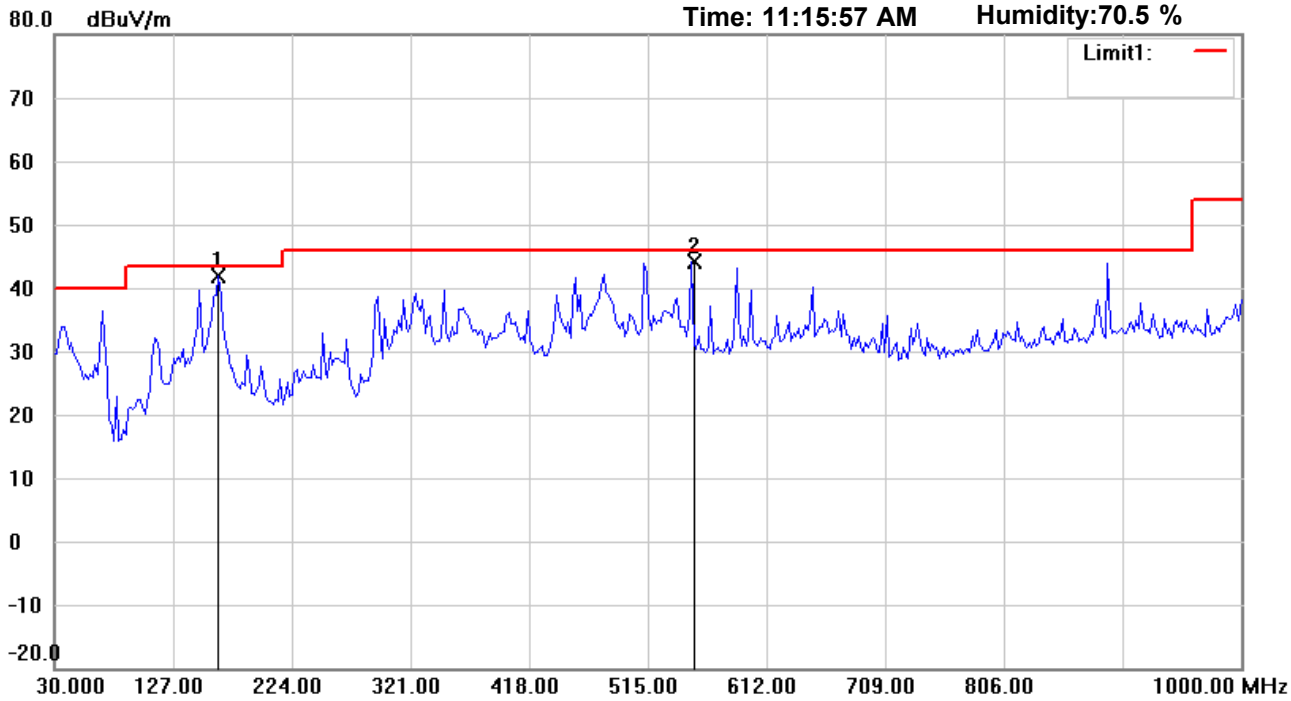

Site : Chamber

Condition : FCC_part 15 RE-Class C_30-1000MHz

Polarization: *Vertical*

EUT : W6M21803-17987

Power : 120 Va.c.

M/N:

Distance: 3m

Test Mode : TX 802.11g CH6

Note :

Mk.	Frequency (MHz)	Reading (dBuV)	Detector	Corr. factor (dB/m)	Result (dBuV/m)	Limit (dBuV/m)	Ant.Pos (cm)	Tab.Pos (deg.)	Margin (dB)	Comment
*	164.1282	51.16	peak	-9.16	42.00	43.50	100	220	-1.50	
	550.9620	45.24	peak	-1.15	44.09	46.00	100	305	-1.91	

*:Maximum data x:Over limit !:over margin

Address:6F.,No.58,Ln 188,Ruey Kuang Rd,Neihu,Taipei
Tel:+886-2-6606-8877
Fax:+886-2-6606-8879

Radiated Emission Measurement

Operator: Sky

File :3 | Data :#1 | Date: 4/24/2018 | Time: 9:57:56 PM | Temperature:26.3 ℃ | Humidity:68.6 %

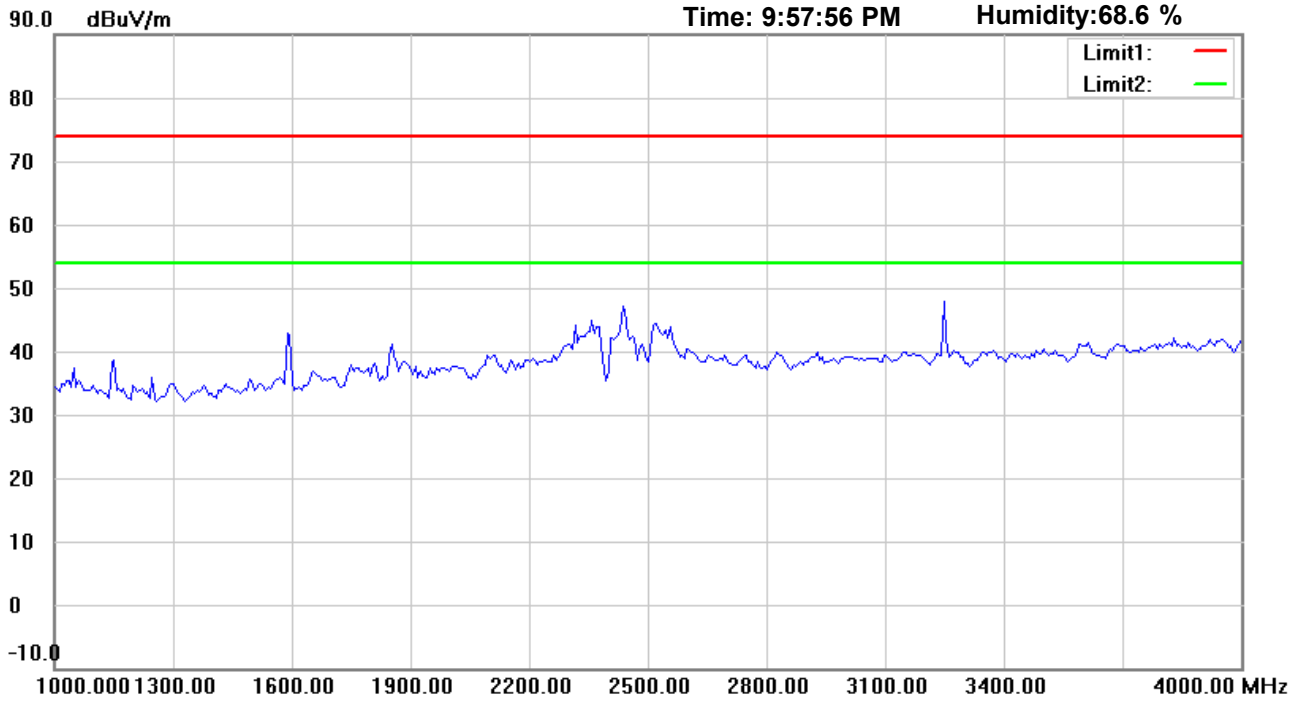

Site : Chamber

Condition : FCC_part 15 RE-Class C_Above 1GHz_PK

Polarization: *Horizontal*

EUT : W6M21803-17987

Power : 120 Va.c.

M/N:

Distance: 3m

Test Mode : TX 802.11g CH6

Note :

Mk.	Frequency (MHz)	Reading (dBuV)	Detector	Corr. factor (dB/m)	Result (dBuV/m)	Limit (dBuV/m)	Ant.Pos (cm)	Tab.Pos (deg.)	Margin (dB)	Comment

*:Maximum data x:Over limit !:over margin

Address:6F.,No.58,Ln 188,Ruey Kuang Rd,Neihu,Taipei
Tel:+886-2-6606-8877
Fax:+886-2-6606-8879

Radiated Emission Measurement

Operator: Sky

File :3 | Data :#6 | Date: 4/24/2018 | Time: 10:01:27 PM | Temperature:26.3 ℃ | Humidity:68.6 %

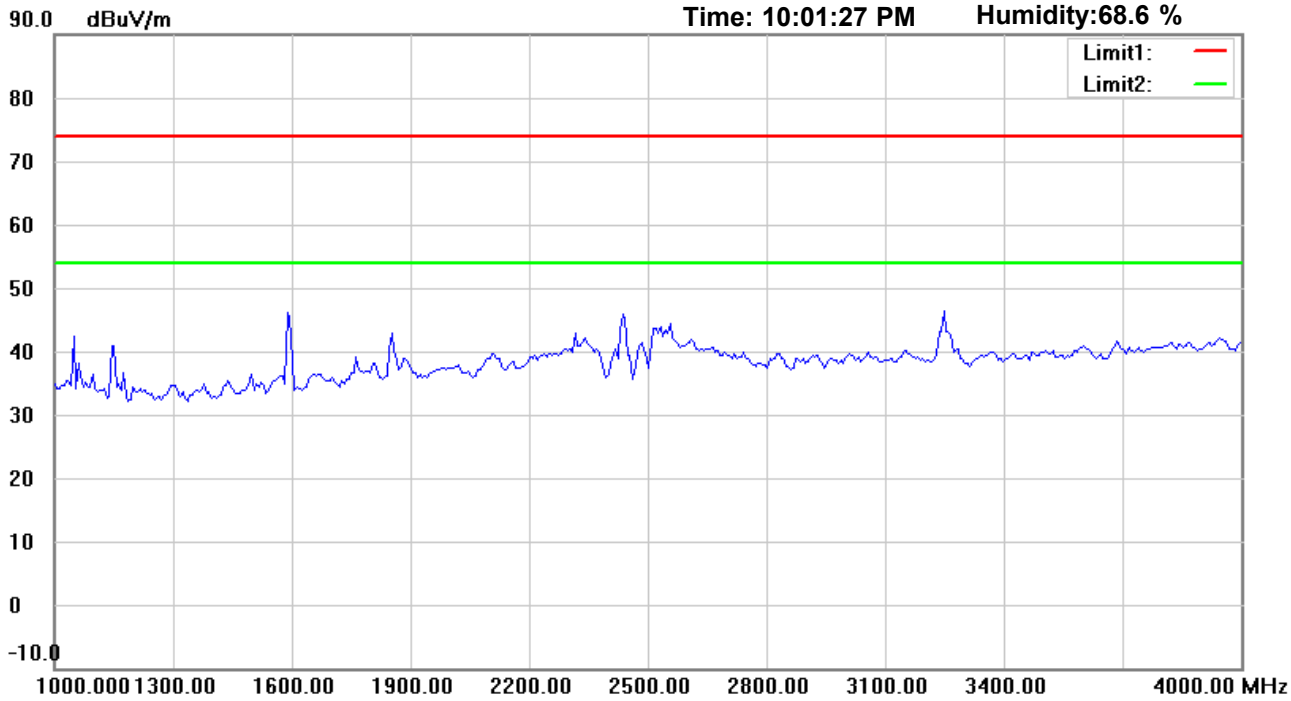

Site : Chamber

Condition : FCC_part 15 RE-Class C_Above 1GHz_PK

Polarization: *Vertical*

EUT : W6M21803-17987

Power : 120 Va.c.

M/N:

Distance: 3m

Test Mode : TX 802.11g CH6

Note :

Mk.	Frequency (MHz)	Reading (dBuV)	Detector	Corr. factor (dB/m)	Result (dBuV/m)	Limit (dBuV/m)	Ant.Pos (cm)	Tab.Pos (deg.)	Margin (dB)	Comment

*:Maximum data x:Over limit !:over margin

Address:6F.,No.58,Ln 188,Ruey Kuang Rd,Neihu,Taipei
Tel:+886-2-6606-8877
Fax:+886-2-6606-8879

Radiated Emission Measurement

Operator: Sky

File :3 | Data :#2 | Date: 4/24/2018 | Time: 9:58:57 PM | Temperature:26.3 ℃ | Humidity:68.6 %

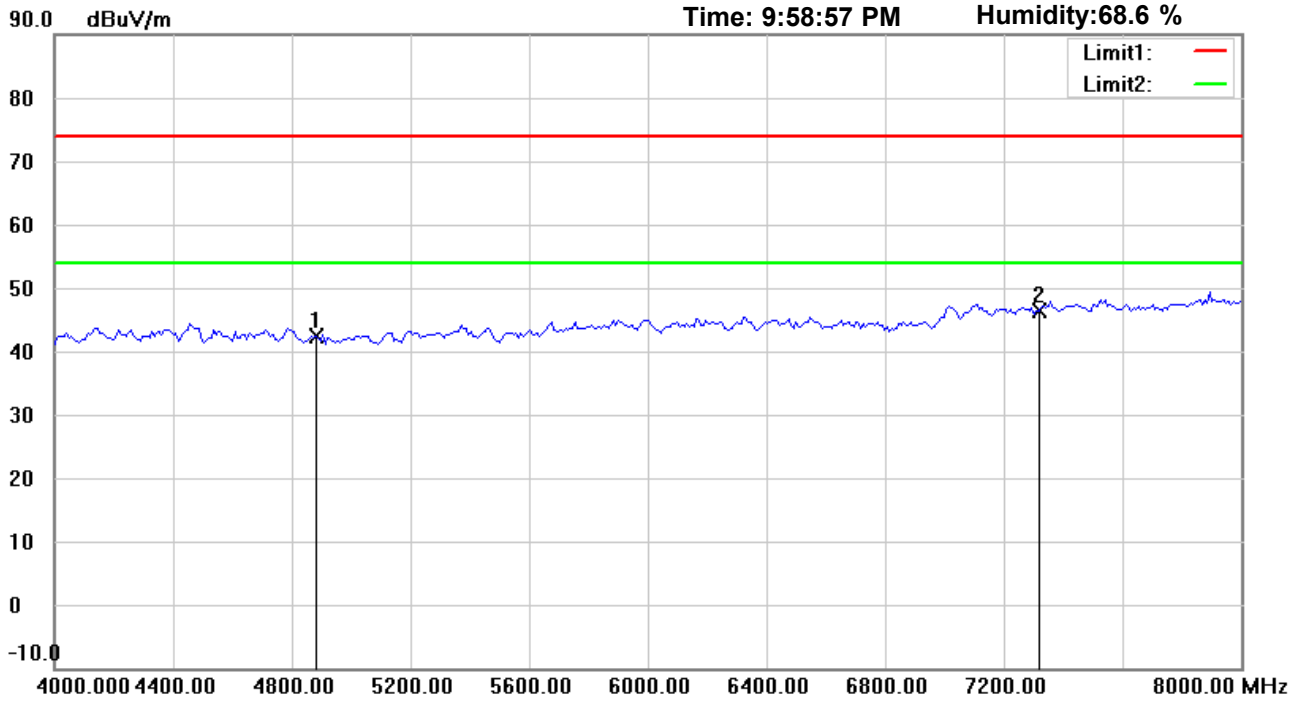

Site : Chamber

Condition : FCC_part 15 RE-Class C_Above 1GHz_PK

Polarization: *Horizontal*

EUT : W6M21803-17987

Power : 120 Va.c.

M/N:

Distance: 3m

Test Mode : TX 802.11g CH6

Note :

Mk.	Frequency (MHz)	Reading (dBuV)	Detector	Corr. factor (dB/m)	Result (dBuV/m)	Limit (dBuV/m)	Ant.Pos (cm)	Tab.Pos (deg.)	Margin (dB)	Comment
	4874.000	41.67	peak	0.69	42.36	74.00	150	155	-31.64	
*	7311.000	40.84	peak	5.57	46.41	74.00	150	210	-27.59	

*:Maximum data x:Over limit !:over margin

Address:6F.,No.58,Ln 188,Ruey Kuang Rd,Neihu,Taipei
Tel:+886-2-6606-8877
Fax:+886-2-6606-8879

Radiated Emission Measurement

Operator: Sky

File :3 | Data :#7 | Date: 4/24/2018 | Time: 10:02:28 PM | Temperature:26.3 ℃ | Humidity:68.6 %

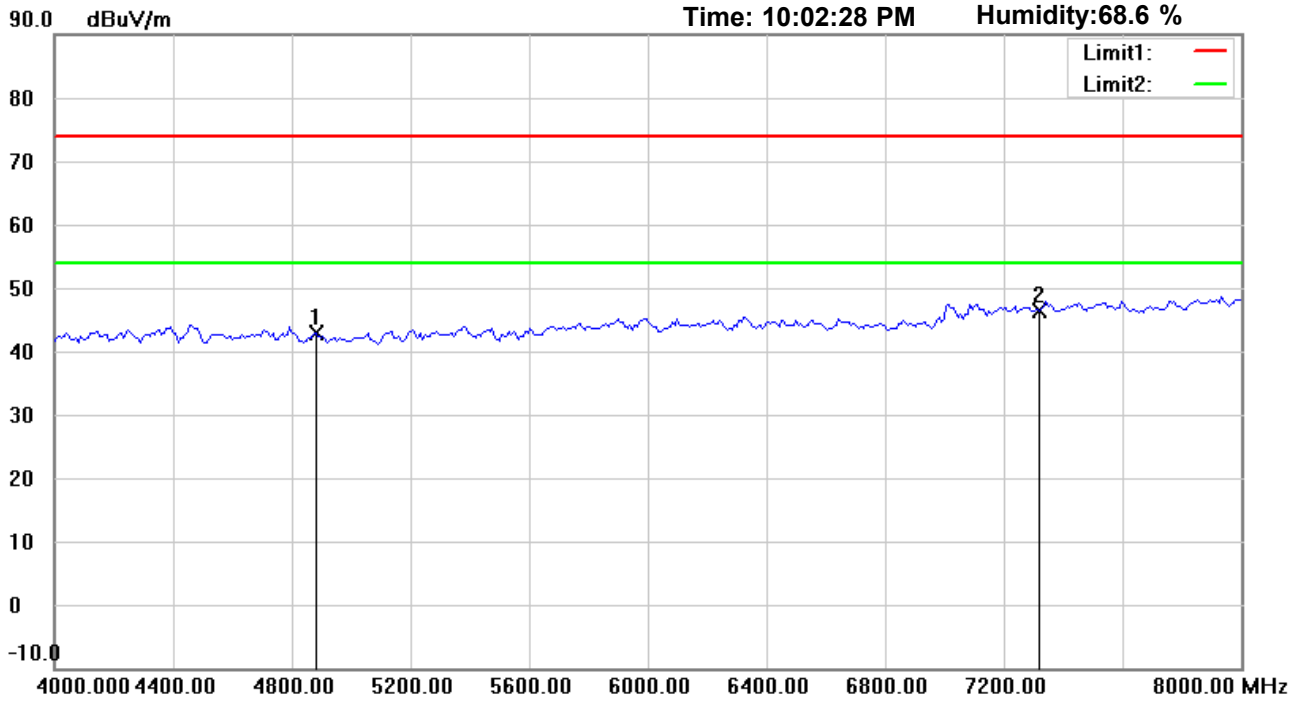

Site : Chamber

Condition : FCC_part 15 RE-Class C_Above 1GHz_PK

Polarization: *Vertical*

EUT : W6M21803-17987

Power : 120 Va.c.

M/N:

Distance: 3m

Test Mode : TX 802.11g CH6

Note :

Mk.	Frequency (MHz)	Reading (dBuV)	Detector	Corr. factor (dB/m)	Result (dBuV/m)	Limit (dBuV/m)	Ant.Pos (cm)	Tab.Pos (deg.)	Margin (dB)	Comment
	4874.000	42.08	peak	0.69	42.77	74.00	150	135	-31.23	
*	7311.000	40.73	peak	5.57	46.30	74.00	150	75	-27.70	

*:Maximum data x:Over limit !:over margin

Address:6F.,No.58,Ln 188,Ruey Kuang Rd,Neihu,Taipei
Tel:+886-2-6606-8877
Fax:+886-2-6606-8879

Radiated Emission Measurement

Operator: Sky

File :3 | Data :#3 | Date: 4/24/2018 | Time: 10:00:03 PM | Temperature:26.3 ℃ | Humidity:68.6 %

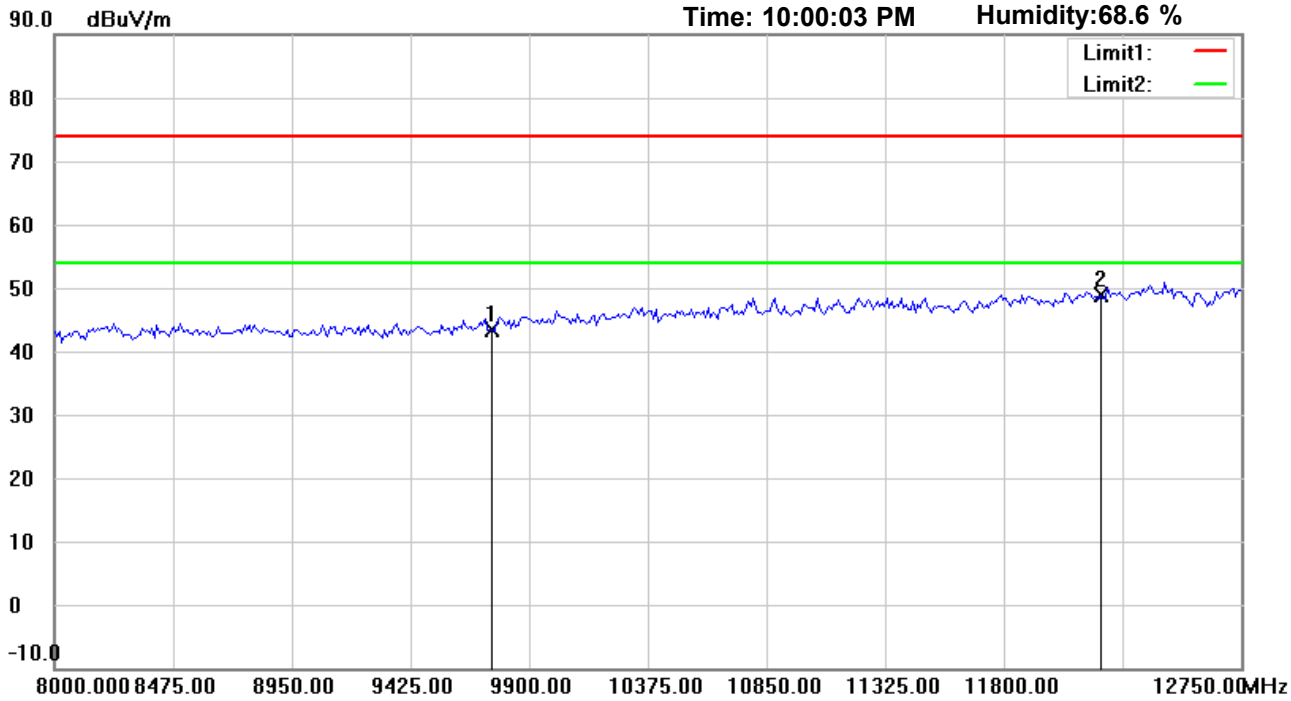

Site : Chamber

Condition : FCC_part 15 RE-Class C_Above 1GHz_PK

Polarization: *Horizontal*

EUT : W6M21803-17987

Power : 120 Va.c.

M/N:

Distance: 3m

Test Mode : TX 802.11g CH6

Note :

Mk.	Frequency (MHz)	Reading (dBuV)	Detector	Corr. factor (dB/m)	Result (dBuV/m)	Limit (dBuV/m)	Ant.Pos (cm)	Tab.Pos (deg.)	Margin (dB)	Comment
	9748.000	34.92	peak	8.57	43.49	74.00	150	10	-30.51	
*	12185.000	33.69	peak	15.16	48.85	74.00	150	225	-25.15	

*:Maximum data x:Over limit !:over margin

Address:6F.,No.58,Ln 188,Ruey Kuang Rd,Neihu,Taipei
Tel:+886-2-6606-8877
Fax:+886-2-6606-8879

Radiated Emission Measurement

Operator: Sky

File :3 Data :#8 Date: 4/24/2018 Time: 10:03:27 PM

Temperature:26.3 ℃
Humidity:68.6 %

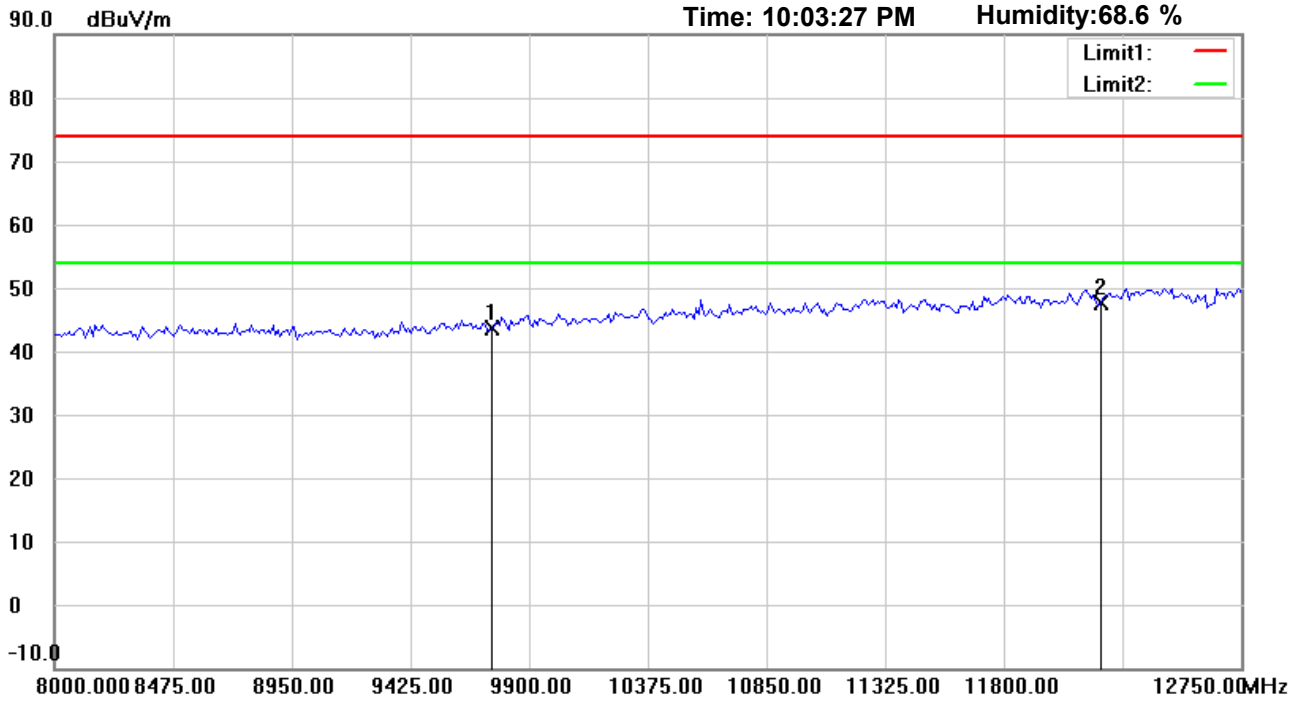

Site : Chamber

Condition : FCC_part 15 RE-Class C_Above 1GHz_PK

Polarization: *Vertical*

EUT : W6M21803-17987

Power : 120 Va.c.

M/N:

Distance: 3m

Test Mode : TX 802.11g CH6

Note :

Mk.	Frequency (MHz)	Reading (dBuV)	Detector	Corr. factor (dB/m)	Result (dBuV/m)	Limit (dBuV/m)	Ant.Pos (cm)	Tab.Pos (deg.)	Margin (dB)	Comment
	9748.000	35.16	peak	8.57	43.73	74.00	150	270	-30.27	
*	12185.000	32.54	peak	15.16	47.70	74.00	150	40	-26.30	

*:Maximum data x:Over limit !:over margin

Address:6F.,No.58,Ln 188,Ruey Kuang Rd,Neihu,Taipei
Tel:+886-2-6606-8877
Fax:+886-2-6606-8879

Radiated Emission Measurement

Operator: Sky

File :3 | Data :#4 | Date: 4/24/2018 | Time: 10:00:17 PM | Temperature:26.3 ℃ | Humidity:68.6 %

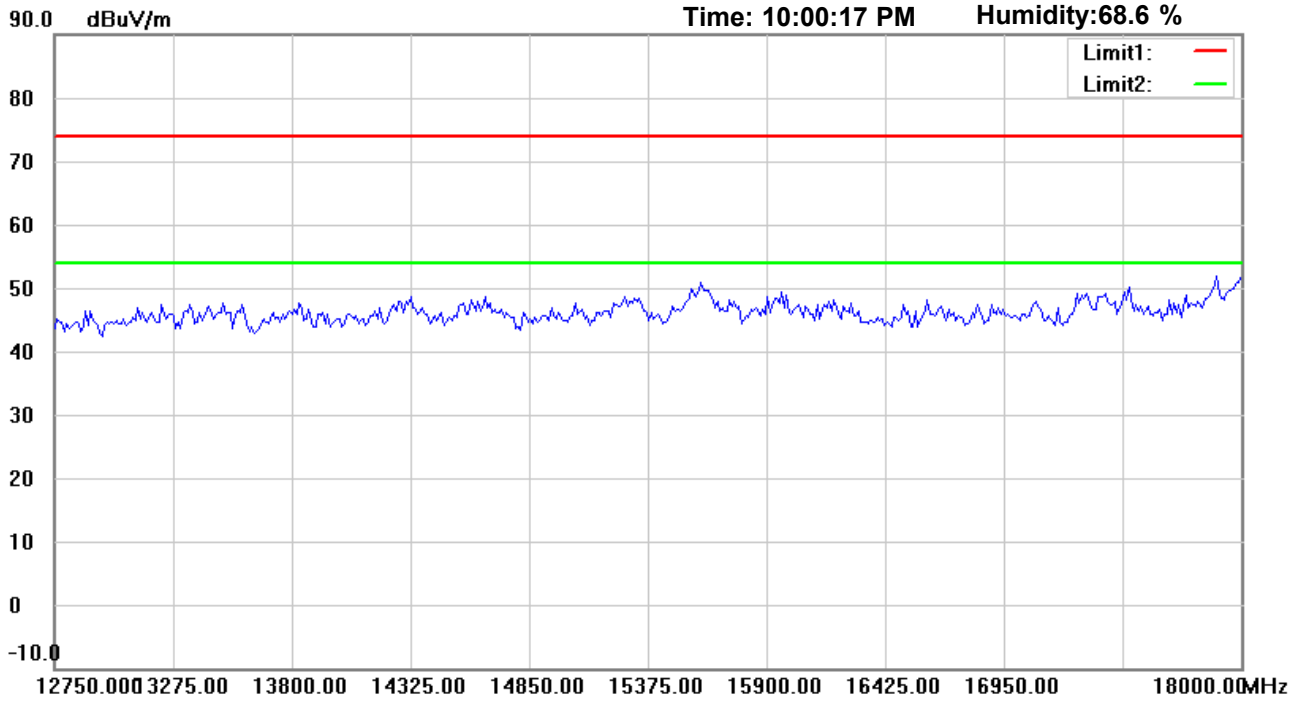

Site : Chamber

Condition : FCC_part 15 RE-Class C_Above 1GHz_PK

Polarization: *Horizontal*

EUT : W6M21803-17987

Power : 120 Va.c.

M/N:

Distance: 3m

Test Mode : TX 802.11g CH6

Note :

Mk.	Frequency (MHz)	Reading (dBuV)	Detector	Corr. factor (dB/m)	Result (dBuV/m)	Limit (dBuV/m)	Ant.Pos (cm)	Tab.Pos (deg.)	Margin (dB)	Comment

*:Maximum data x:Over limit !:over margin

Address:6F.,No.58,Ln 188,Ruey Kuang Rd,Neihu,Taipei
Tel:+886-2-6606-8877
Fax:+886-2-6606-8879

Radiated Emission Measurement

Operator: Sky

File :3 | Data :#9 | Date: 4/24/2018 | Time: 10:03:41 PM | Temperature:26.3 ℃ | Humidity:68.6 %

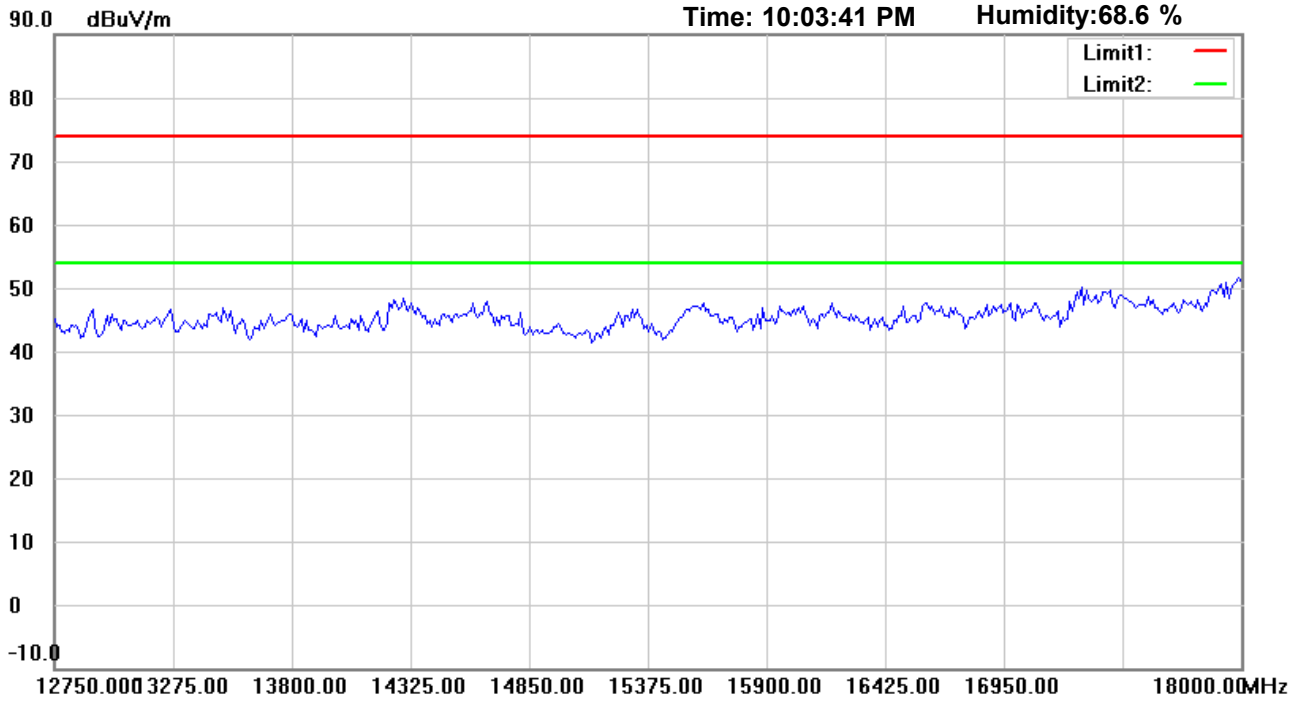

Site : Chamber

Condition : FCC_part 15 RE-Class C_Above 1GHz_PK

Polarization: *Vertical*

EUT : W6M21803-17987

Power : 120 Va.c.

M/N:

Distance: 3m

Test Mode : TX 802.11g CH6

Note :

Mk.	Frequency (MHz)	Reading (dBuV)	Detector	Corr. factor (dB/m)	Result (dBuV/m)	Limit (dBuV/m)	Ant.Pos (cm)	Tab.Pos (deg.)	Margin (dB)	Comment

*:Maximum data x:Over limit !:over margin

Address:6F.,No.58,Ln 188,Ruey Kuang Rd,Neihu,Taipei
Tel:+886-2-6606-8877
Fax:+886-2-6606-8879

Radiated Emission Measurement

Operator: Sky

File :3 | Data :#5 | Date: 4/24/2018 | Time: 10:00:27 PM | Temperature:26.3 ℃ | Humidity:68.6 %

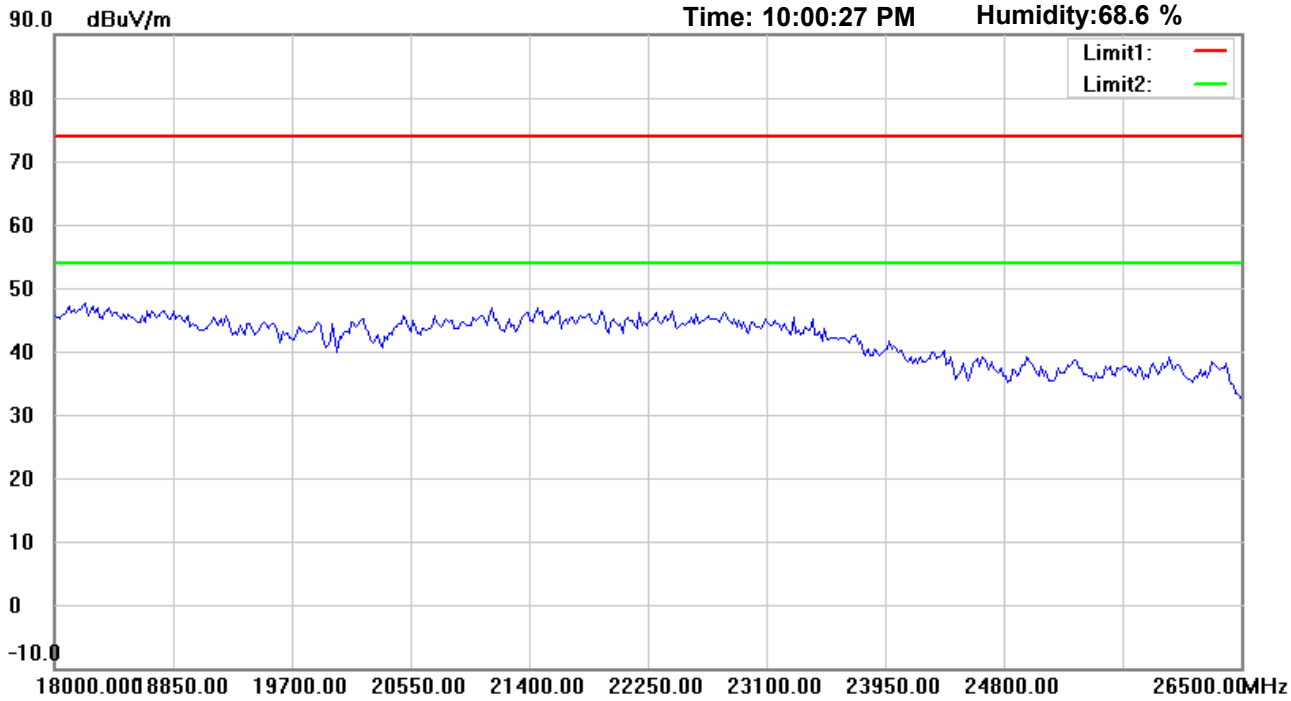

Site : Chamber

Condition : FCC_part 15 RE-Class C_Above 1GHz_PK

Polarization: *Horizontal*

EUT : W6M21803-17987

Power : 120 Va.c.

M/N:

Distance: 3m

Test Mode : TX 802.11g CH6

Note :

Mk.	Frequency (MHz)	Reading (dBuV)	Detector	Corr. factor (dB/m)	Result (dBuV/m)	Limit (dBuV/m)	Ant.Pos (cm)	Tab.Pos (deg.)	Margin (dB)	Comment

*:Maximum data x:Over limit !:over margin

Address:6F.,No.58,Ln 188,Ruey Kuang Rd,Neihu,Taipei
Tel:+886-2-6606-8877
Fax:+886-2-6606-8879

Radiated Emission Measurement

Operator: Sky

File :3 | Data :#10 | Date: 4/24/2018 | Time: 10:03:51 PM | Temperature:26.3 ℃ | Humidity:68.6 %

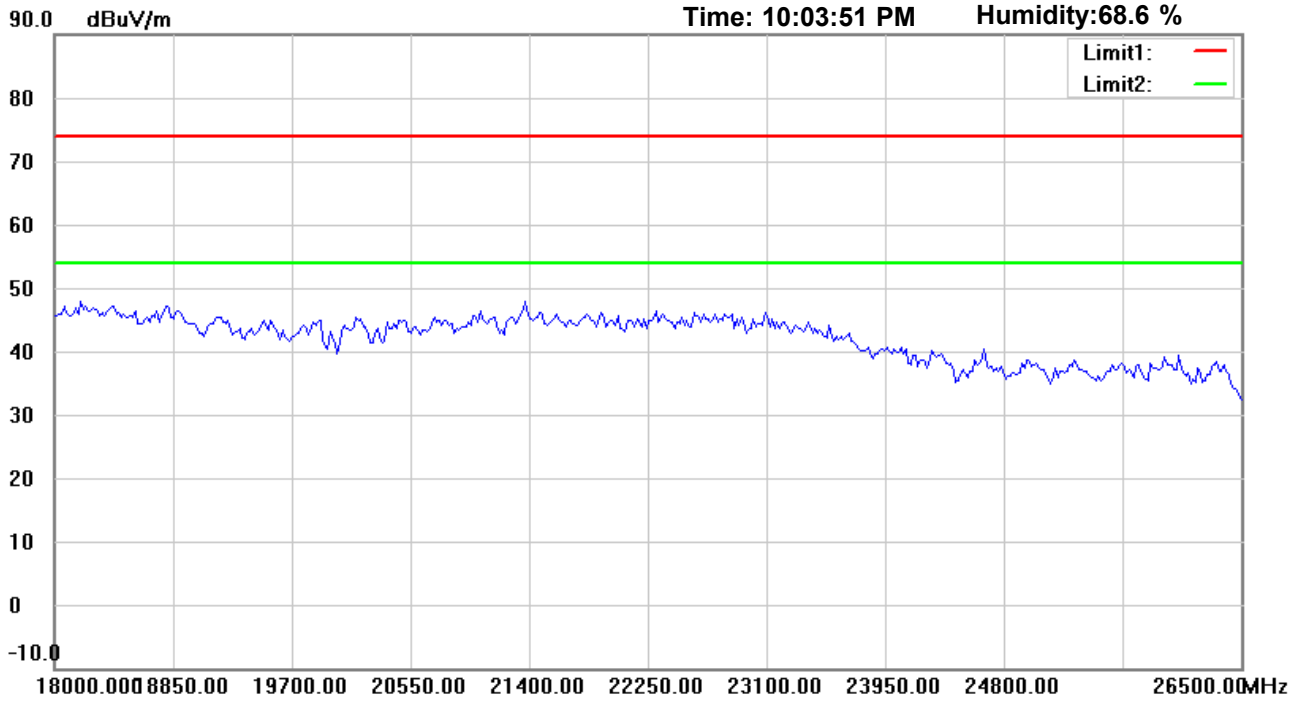

Site : Chamber

Condition : FCC_part 15 RE-Class C_Above 1GHz_PK

Polarization: *Vertical*

EUT : W6M21803-17987

Power : 120 Va.c.

M/N:

Distance: 3m

Test Mode : TX 802.11g CH6

Note :

Mk.	Frequency (MHz)	Reading (dBuV)	Detector	Corr. factor (dB/m)	Result (dBuV/m)	Limit (dBuV/m)	Ant.Pos (cm)	Tab.Pos (deg.)	Margin (dB)	Comment

*:Maximum data x:Over limit !:over margin

Address:6F.,No.58,Ln 188,Ruey Kuang Rd,Neihu,Taipei
Tel:+886-2-6606-8877
Fax:+886-2-6606-8879

Radiated Emission Measurement

Operator: Vincent

File :1 Data :#1 Date: 5/2/2018 Time: 11:21:13 AM

Temperature:26.3 ℃
Humidity:70.5 %

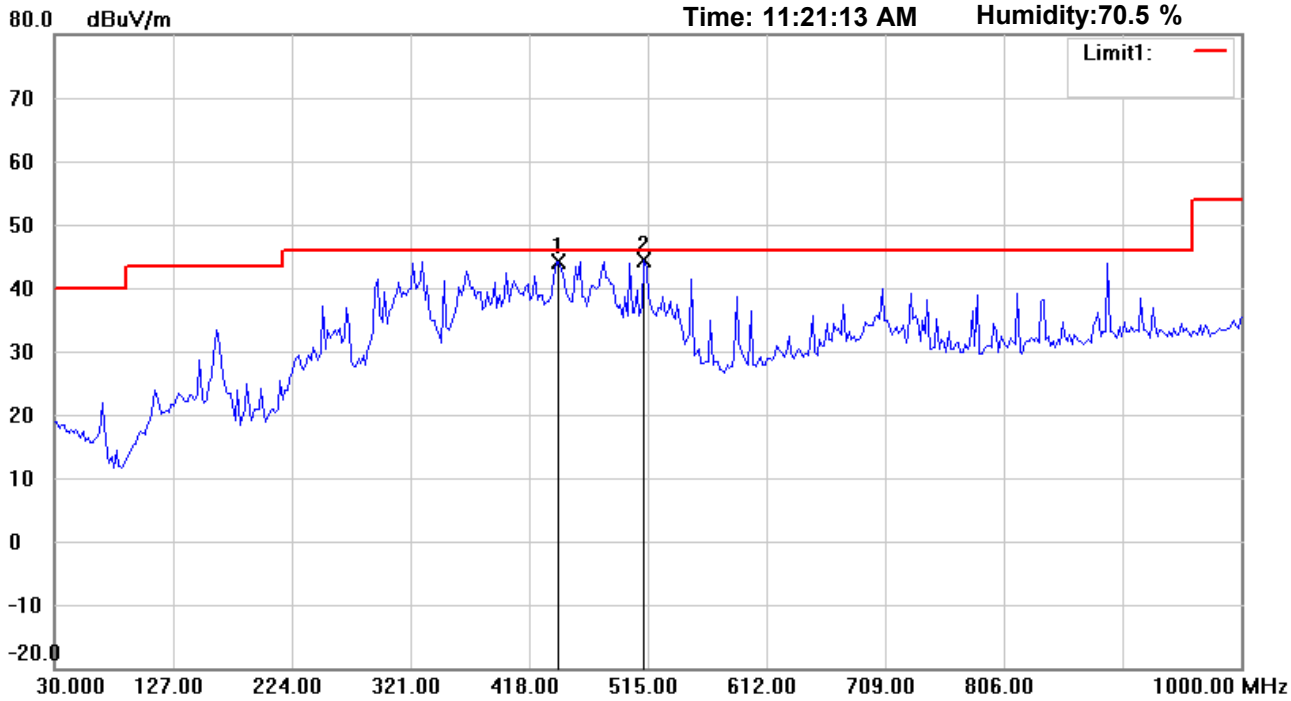

Site : Chamber

Condition : FCC_part 15 RE-Class C_30-1000MHz

Polarization: *Horizontal*

EUT : W6M21803-17987

Power : 120 Va.c.

M/N:

Distance: 3m

Test Mode : TX 802.11g CH11

Note :

Mk.	Frequency (MHz)	Reading (dBuV)	Detector	Corr. factor (dB/m)	Result (dBuV/m)	Limit (dBuV/m)	Ant.Pos (cm)	Tab.Pos (deg.)	Margin (dB)	Comment
	442.1041	47.26	peak	-3.14	44.12	46.00	100	145	-1.88	
*	512.0842	46.35	peak	-1.95	44.40	46.00	100	205	-1.60	

*:Maximum data x:Over limit !:over margin

Address:6F.,No.58,Ln 188,Ruey Kuang Rd,Neihu,Taipei
Tel:+886-2-6606-8877
Fax:+886-2-6606-8879

Radiated Emission Measurement

Operator: Vincent

File :1 Data :#2 Date: 5/2/2018 Time: 11:22:13 AM

Temperature:26.3 ℃
Humidity:70.5 %

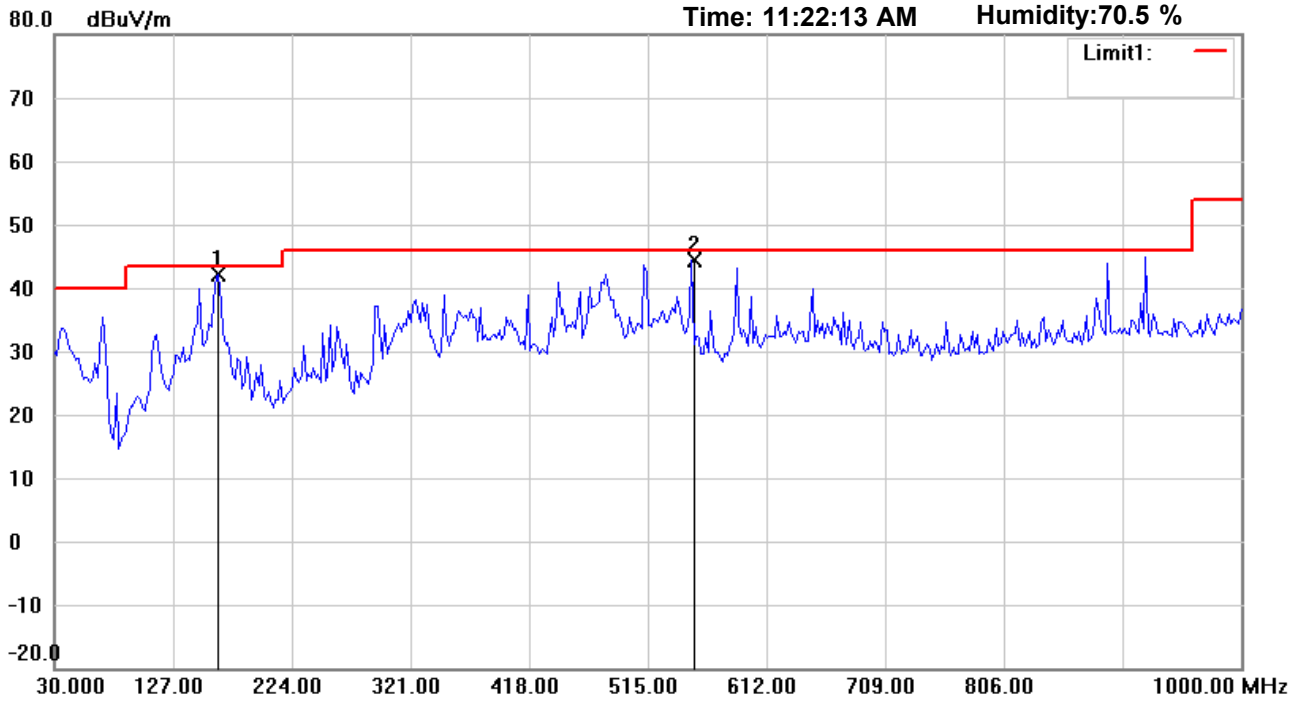

Site : Chamber

Condition : FCC_part 15 RE-Class C_30-1000MHz

Polarization: *Vertical*

EUT : W6M21803-17987

Power : 120 Va.c.

M/N:

Distance: 3m

Test Mode : TX 802.11g CH11

Note :

Mk.	Frequency (MHz)	Reading (dBuV)	Detector	Corr. factor (dB/m)	Result (dBuV/m)	Limit (dBuV/m)	Ant.Pos (cm)	Tab.Pos (deg.)	Margin (dB)	Comment
*	164.1282	51.24	peak	-9.16	42.08	43.50	100	195	-1.42	
	550.9620	45.55	peak	-1.15	44.40	46.00	100	270	-1.60	

*:Maximum data x:Over limit !:over margin

Address:6F.,No.58,Ln 188,Ruey Kuang Rd,Neihu,Taipei
Tel:+886-2-6606-8877
Fax:+886-2-6606-8879

Radiated Emission Measurement

Operator: Sky

File :3 | Data :#1 | Date: 4/27/2018 | Time: 7:12:37 PM | Temperature:21.5 ℃ | Humidity:69.9 %

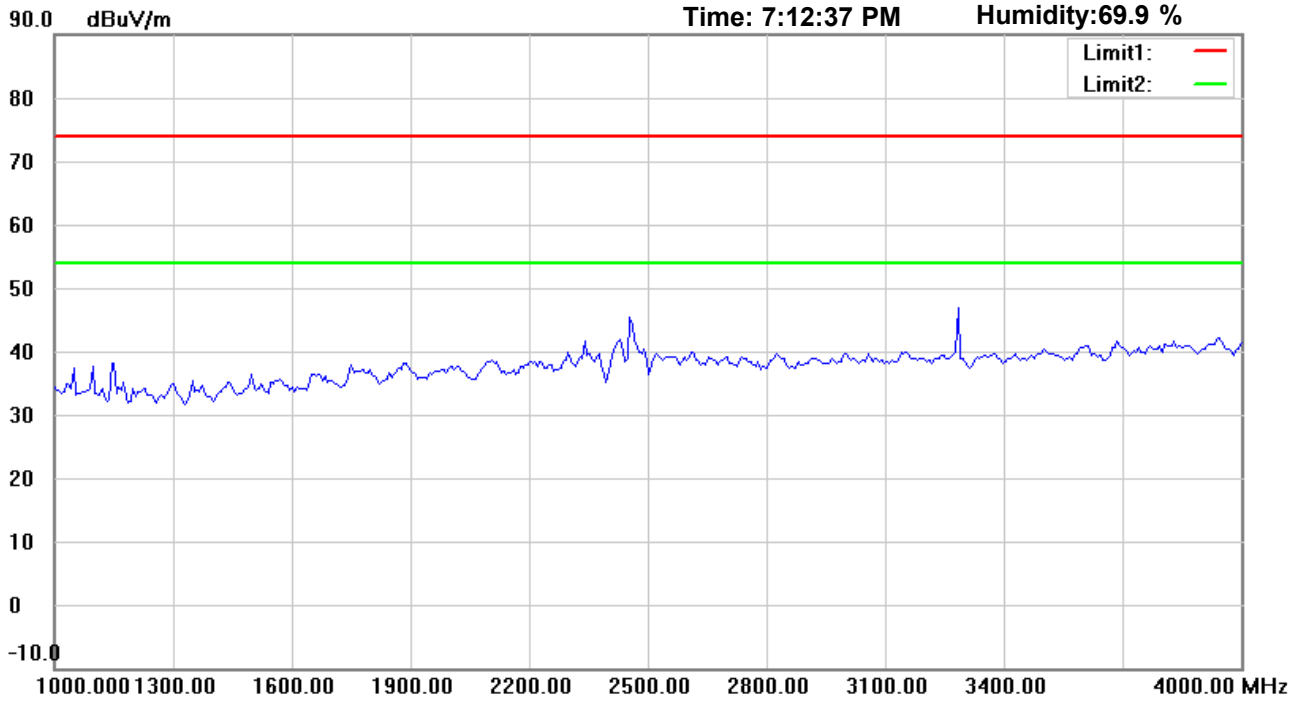

Site : Chamber

Condition : FCC_part 15 RE-Class C_Above 1GHz_PK

Polarization: *Horizontal*

EUT : W6M21803-17987

Power : 120 Va.c.

M/N:

Distance: 3m

Test Mode : TX 802.11g CH11

Note :

Mk.	Frequency (MHz)	Reading (dBuV)	Detector	Corr. factor (dB/m)	Result (dBuV/m)	Limit (dBuV/m)	Ant.Pos (cm)	Tab.Pos (deg.)	Margin (dB)	Comment

*:Maximum data x:Over limit !:over margin

Address:6F.,No.58,Ln 188,Ruey Kuang Rd,Neihu,Taipei
Tel:+886-2-6606-8877
Fax:+886-2-6606-8879

Radiated Emission Measurement

Operator: Sky

File :3 | Data :#6 | Date: 4/27/2018 | Time: 7:16:08 PM | Temperature:21.5 ℃ | Humidity:69.9 %

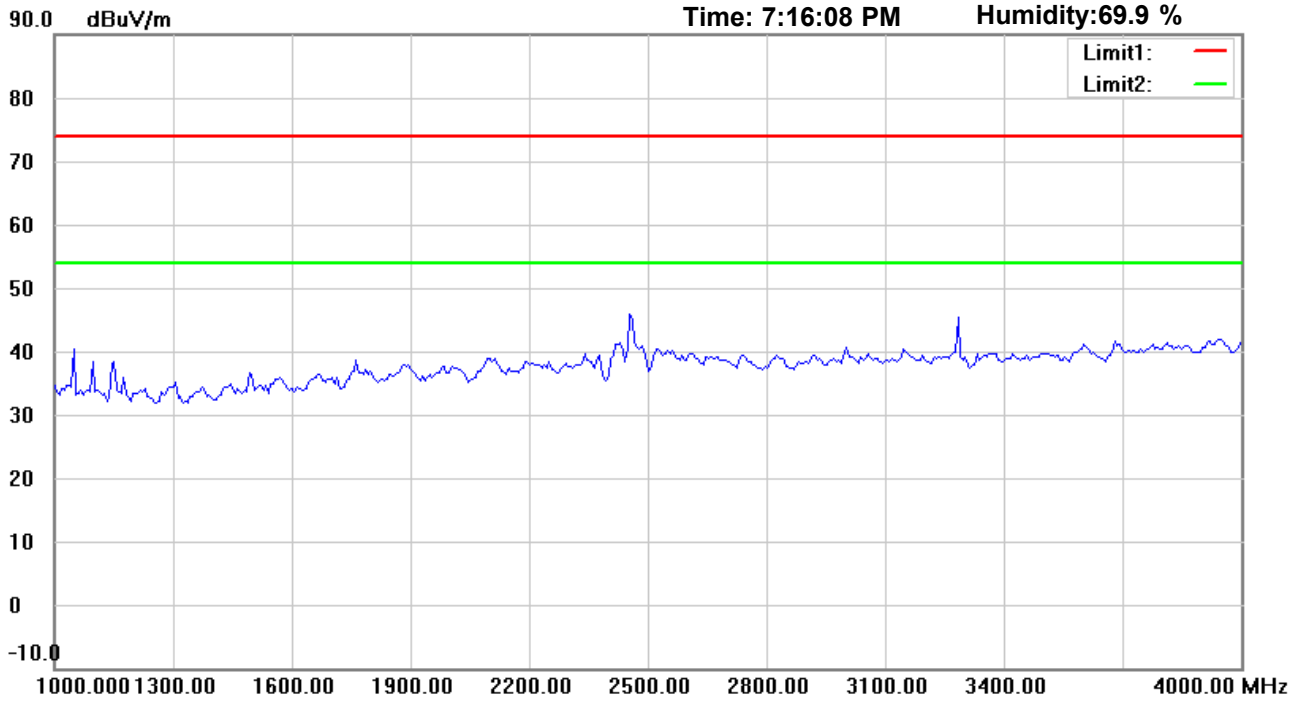

Site : Chamber

Condition : FCC_part 15 RE-Class C_Above 1GHz_PK

Polarization: *Vertical*

EUT : W6M21803-17987

Power : 120 Va.c.

M/N:

Distance: 3m

Test Mode : TX 802.11g CH11

Note :

Mk.	Frequency (MHz)	Reading (dBuV)	Detector	Corr. factor (dB/m)	Result (dBuV/m)	Limit (dBuV/m)	Ant.Pos (cm)	Tab.Pos (deg.)	Margin (dB)	Comment

*:Maximum data x:Over limit !:over margin

Address:6F.,No.58,Ln 188,Ruey Kuang Rd,Neihu,Taipei
Tel:+886-2-6606-8877
Fax:+886-2-6606-8879

Radiated Emission Measurement

Operator: Sky

File :3 | Data :#2 | Date: 4/27/2018 | Time: 7:13:37 PM | Temperature:21.5 ℃ | Humidity:69.9 %

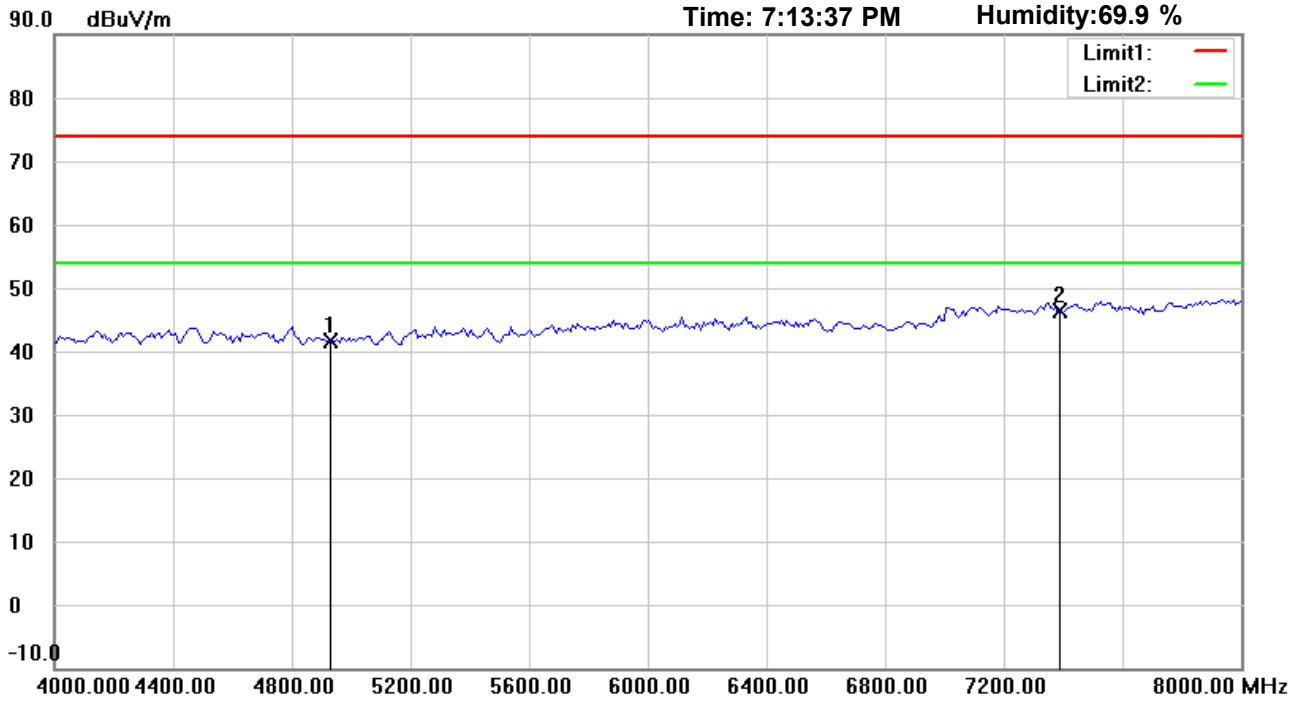

Site : Chamber

Condition : FCC_part 15 RE-Class C_Above 1GHz_PK

Polarization: *Horizontal*

EUT : W6M21803-17987

Power : 120 Va.c.

M/N:

Distance: 3m

Test Mode : TX 802.11g CH11

Note :

Mk.	Frequency (MHz)	Reading (dBuV)	Detector	Corr. factor (dB/m)	Result (dBuV/m)	Limit (dBuV/m)	Ant.Pos (cm)	Tab.Pos (deg.)	Margin (dB)	Comment
	4924.000	40.81	peak	0.71	41.52	74.00	150	155	-32.48	
*	7386.000	40.35	peak	5.99	46.34	74.00	150	245	-27.66	

*:Maximum data x:Over limit !:over margin

Address:6F.,No.58,Ln 188,Ruey Kuang Rd,Neihu,Taipei
Tel:+886-2-6606-8877
Fax:+886-2-6606-8879

Radiated Emission Measurement

Operator: Sky

File :3 | Data :#7 | Date: 4/27/2018 | Time: 7:17:09 PM | Temperature:21.5 ℃ | Humidity:69.9 %

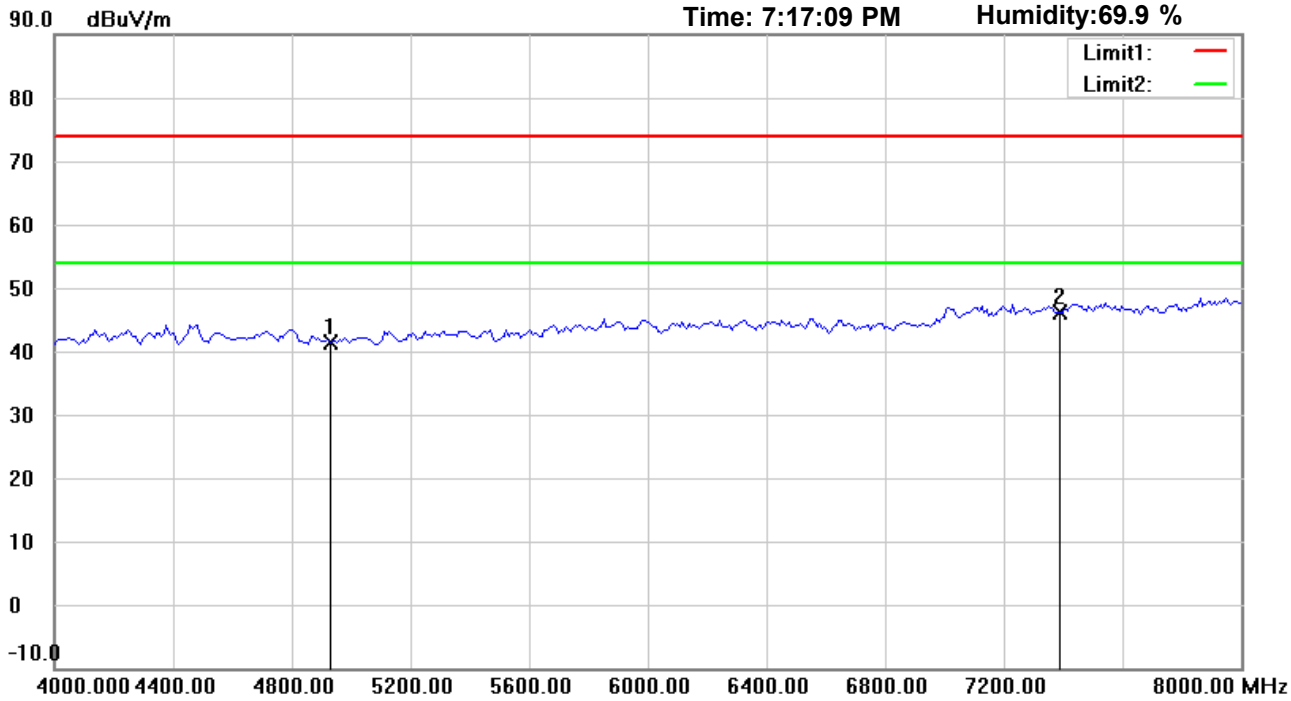

Site : Chamber

Condition : FCC_part 15 RE-Class C_Above 1GHz_PK

Polarization: *Vertical*

EUT : W6M21803-17987

Power : 120 Va.c.

M/N:

Distance: 3m

Test Mode : TX 802.11g CH11

Note :

Mk.	Frequency (MHz)	Reading (dBuV)	Detector	Corr. factor (dB/m)	Result (dBuV/m)	Limit (dBuV/m)	Ant.Pos (cm)	Tab.Pos (deg.)	Margin (dB)	Comment
	4924.000	40.63	peak	0.71	41.34	74.00	150	25	-32.66	
*	7386.000	40.02	peak	5.99	46.01	74.00	150	130	-27.99	

*:Maximum data x:Over limit !:over margin

Address:6F.,No.58,Ln 188,Ruey Kuang Rd,Neihu,Taipei
Tel:+886-2-6606-8877
Fax:+886-2-6606-8879

Radiated Emission Measurement

Operator: Sky

File :3 | Data :#3 | Date: 4/27/2018 | Time: 7:14:44 PM | Temperature:21.5 ℃ | Humidity:69.9 %

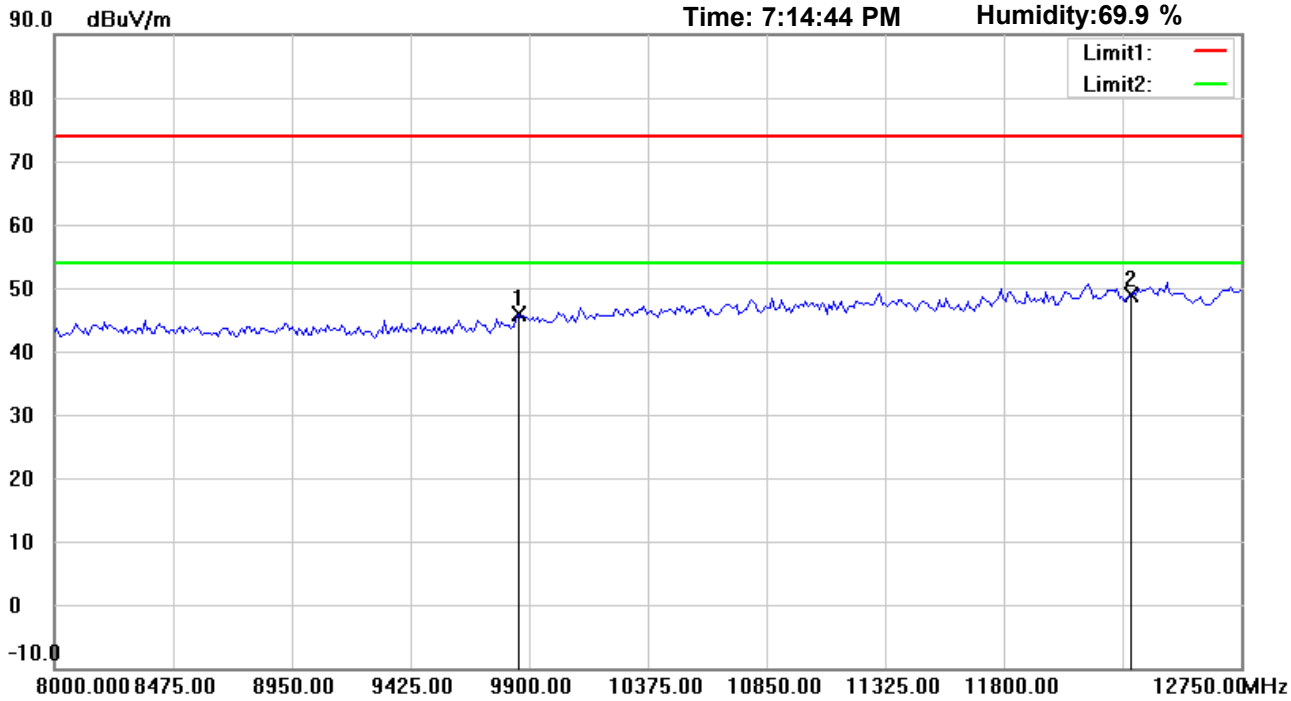

Site : Chamber

Condition : FCC_part 15 RE-Class C_Above 1GHz_PK

Polarization: *Horizontal*

EUT : W6M21803-17987

Power : 120 Va.c.

M/N:

Distance: 3m

Test Mode : TX 802.11g CH11

Note :

Mk.	Frequency (MHz)	Reading (dBuV)	Detector	Corr. factor (dB/m)	Result (dBuV/m)	Limit (dBuV/m)	Ant.Pos (cm)	Tab.Pos (deg.)	Margin (dB)	Comment
	9848.000	36.67	peak	9.27	45.94	74.00	150	30	-28.06	
*	12310.000	34.28	peak	14.62	48.90	74.00	150	95	-25.10	

*:Maximum data x:Over limit !:over margin

Address:6F.,No.58,Ln 188,Ruey Kuang Rd,Neihu,Taipei
Tel:+886-2-6606-8877
Fax:+886-2-6606-8879

Radiated Emission Measurement

Operator: Sky

File :3 | Data :#8 | Date: 4/27/2018 | Time: 7:18:08 PM | Temperature:21.5 ℃ | Humidity:69.9 %

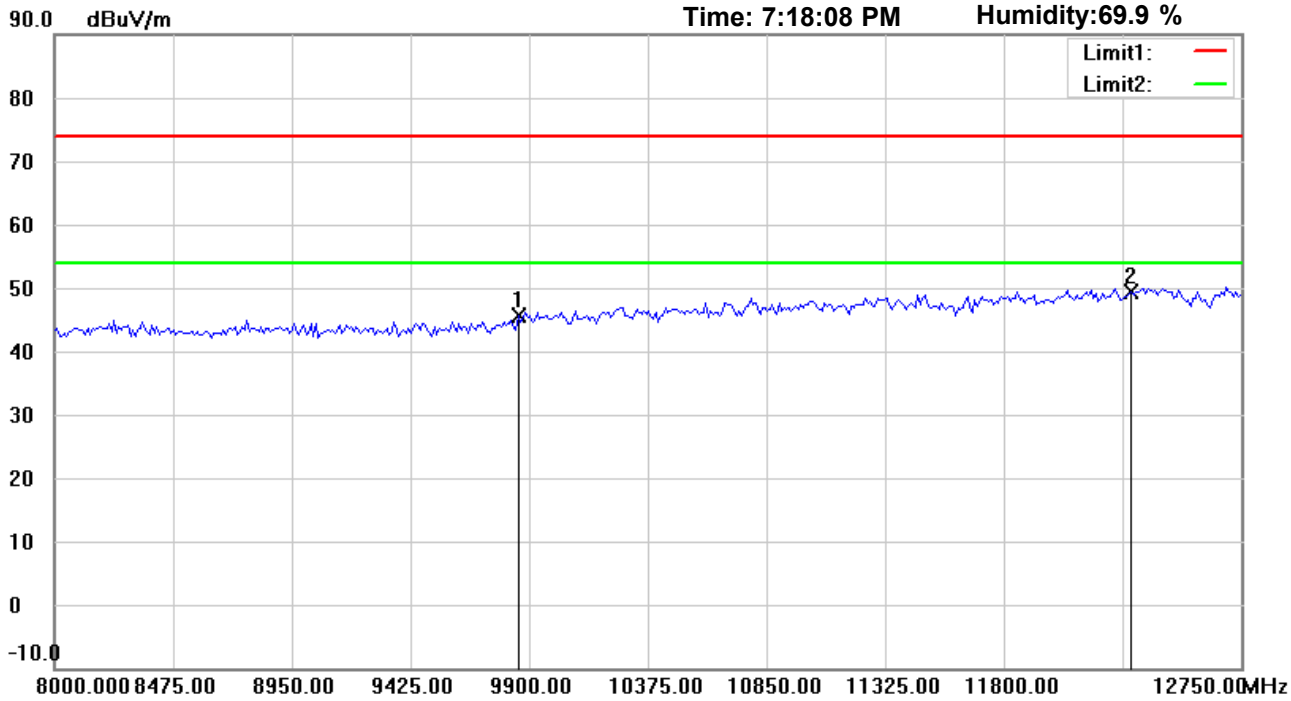

Site : Chamber

Condition : FCC_part 15 RE-Class C_Above 1GHz_PK

Polarization: *Vertical*

EUT : W6M21803-17987

Power : 120 Va.c.

M/N:

Distance: 3m

Test Mode : TX 802.11g CH11

Note :

Mk.	Frequency (MHz)	Reading (dBuV)	Detector	Corr. factor (dB/m)	Result (dBuV/m)	Limit (dBuV/m)	Ant.Pos (cm)	Tab.Pos (deg.)	Margin (dB)	Comment
	9848.000	36.31	peak	9.27	45.58	74.00	150	255	-28.42	
*	12310.000	34.88	peak	14.62	49.50	74.00	150	170	-24.50	

*:Maximum data x:Over limit !:over margin

Address:6F.,No.58,Ln 188,Ruey Kuang Rd,Neihu,Taipei
Tel:+886-2-6606-8877
Fax:+886-2-6606-8879

Radiated Emission Measurement

Operator: Sky

File :3 | Data :#4 | Date: 4/27/2018 | Time: 7:14:58 PM | Temperature:21.5 ℃ | Humidity:69.9 %

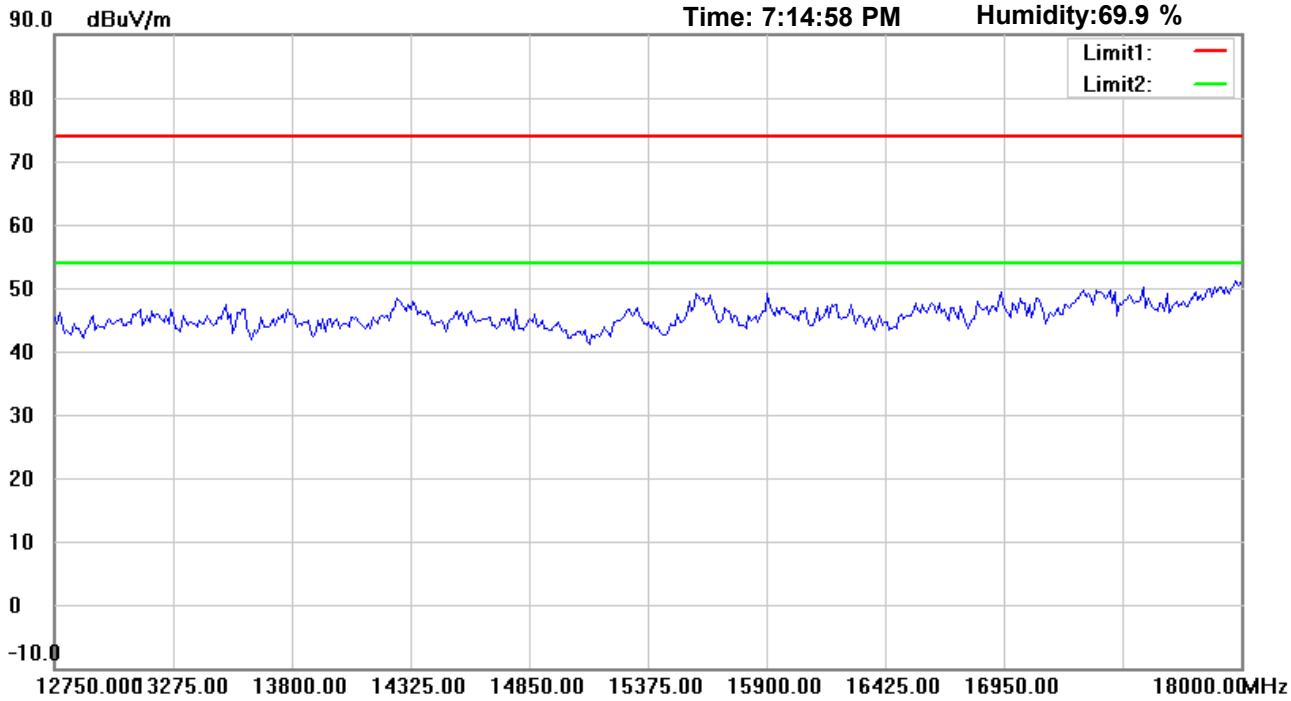

Site : Chamber

Condition : FCC_part 15 RE-Class C_Above 1GHz_PK

Polarization: *Horizontal*

EUT : W6M21803-17987

Power : 120 Va.c.

M/N:

Distance: 3m

Test Mode : TX 802.11g CH11

Note :

Mk.	Frequency (MHz)	Reading (dBuV)	Detector	Corr. factor (dB/m)	Result (dBuV/m)	Limit (dBuV/m)	Ant.Pos (cm)	Tab.Pos (deg.)	Margin (dB)	Comment

*:Maximum data x:Over limit !:over margin

Address:6F.,No.58,Ln 188,Ruey Kuang Rd,Neihu,Taipei
Tel:+886-2-6606-8877
Fax:+886-2-6606-8879

Radiated Emission Measurement

Operator: Sky

File :3 | Data :#9 | Date: 4/27/2018 | Time: 7:18:22 PM | Temperature:21.5 ℃ | Humidity:69.9 %

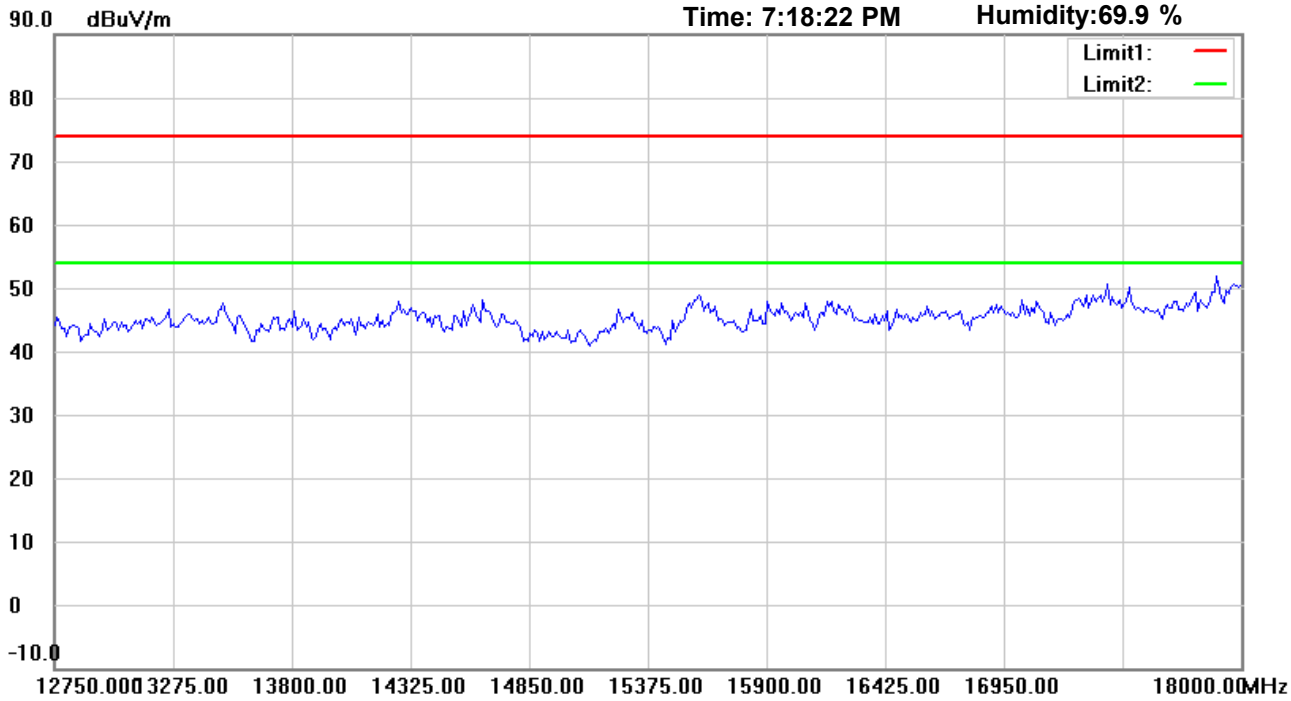

Site : Chamber

Condition : FCC_part 15 RE-Class C_Above 1GHz_PK

Polarization: *Vertical*

EUT : W6M21803-17987

Power : 120 Va.c.

M/N:

Distance: 3m

Test Mode : TX 802.11g CH11

Note :

Mk.	Frequency (MHz)	Reading (dBuV)	Detector	Corr. factor (dB/m)	Result (dBuV/m)	Limit (dBuV/m)	Ant.Pos (cm)	Tab.Pos (deg.)	Margin (dB)	Comment

*:Maximum data x:Over limit !:over margin

Address:6F.,No.58,Ln 188,Ruey Kuang Rd,Neihu,Taipei
Tel:+886-2-6606-8877
Fax:+886-2-6606-8879

Radiated Emission Measurement

Operator: Sky

File :3 | Data :#5 | Date: 4/27/2018 | Time: 7:15:07 PM | Temperature:21.5 ℃ | Humidity:69.9 %

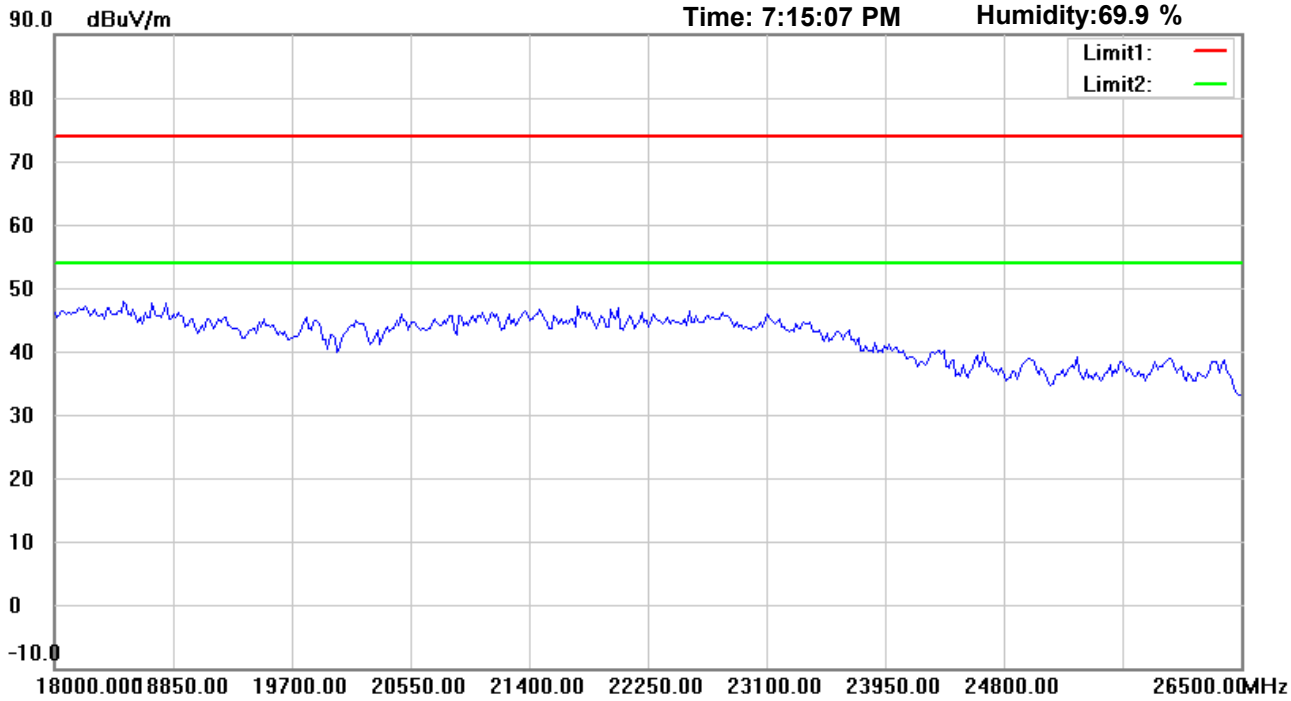

Site : Chamber

Condition : FCC_part 15 RE-Class C_Above 1GHz_PK

Polarization: *Horizontal*

EUT : W6M21803-17987

Power : 120 Va.c.

M/N:

Distance: 3m

Test Mode : TX 802.11g CH11

Note :

Mk.	Frequency (MHz)	Reading (dBuV)	Detector	Corr. factor (dB/m)	Result (dBuV/m)	Limit (dBuV/m)	Ant.Pos (cm)	Tab.Pos (deg.)	Margin (dB)	Comment

*:Maximum data x:Over limit !:over margin

Address:6F.,No.58,Ln 188,Ruey Kuang Rd,Neihu,Taipei
Tel:+886-2-6606-8877
Fax:+886-2-6606-8879

Radiated Emission Measurement

Operator: Sky

File :3 | Data :#10 | Date: 4/27/2018 | Time: 7:18:32 PM | Temperature:21.5 ℃ | Humidity:69.9 %

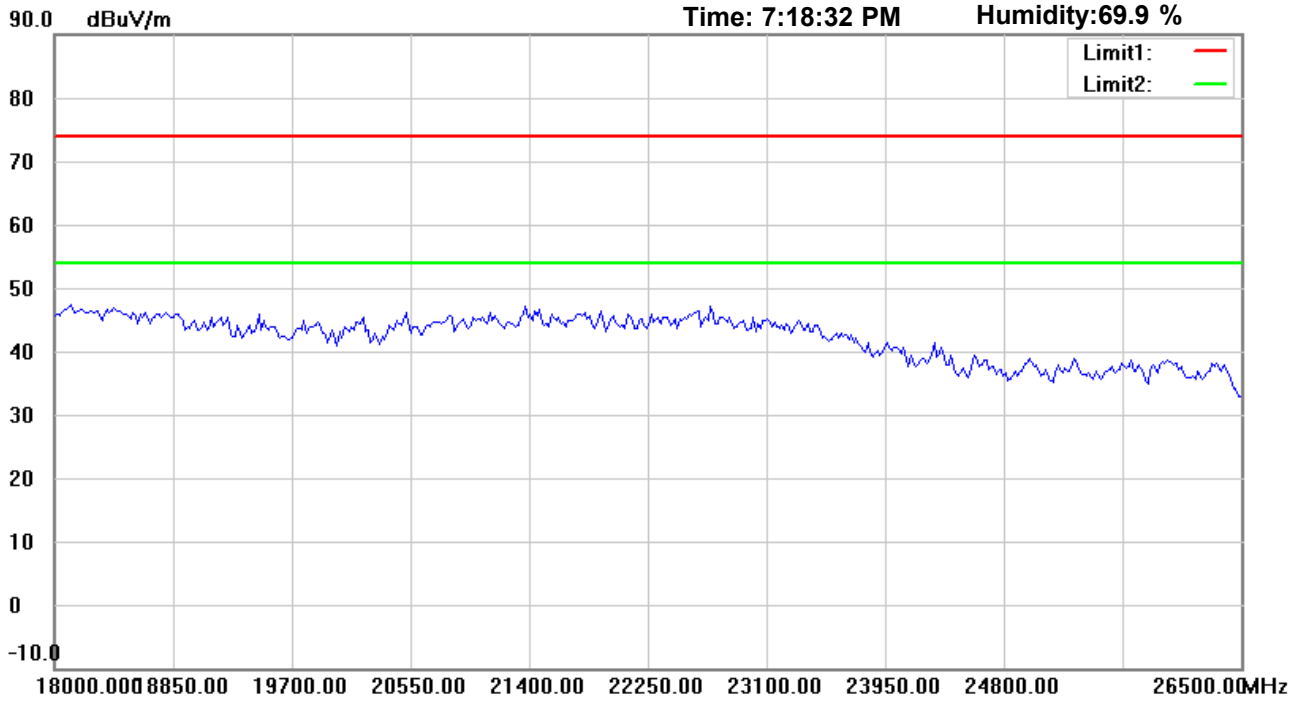

Site : Chamber

Condition : FCC_part 15 RE-Class C_Above 1GHz_PK

Polarization: *Vertical*

EUT : W6M21803-17987

Power : 120 Va.c.

M/N:

Distance: 3m

Test Mode : TX 802.11g CH11

Note :

Mk.	Frequency (MHz)	Reading (dBuV)	Detector	Corr. factor (dB/m)	Result (dBuV/m)	Limit (dBuV/m)	Ant.Pos (cm)	Tab.Pos (deg.)	Margin (dB)	Comment

*:Maximum data x:Over limit !:over margin

Address:6F.,No.58,Ln 188,Ruey Kuang Rd,Neihu,Taipei
Tel:+886-2-6606-8877
Fax:+886-2-6606-8879

Radiated Emission Measurement

Operator: Vincent

File :1 Data :#1 Date: 5/2/2018 Time: 11:25:07 AM

Temperature:26.3 ℃
Humidity:70.5 %

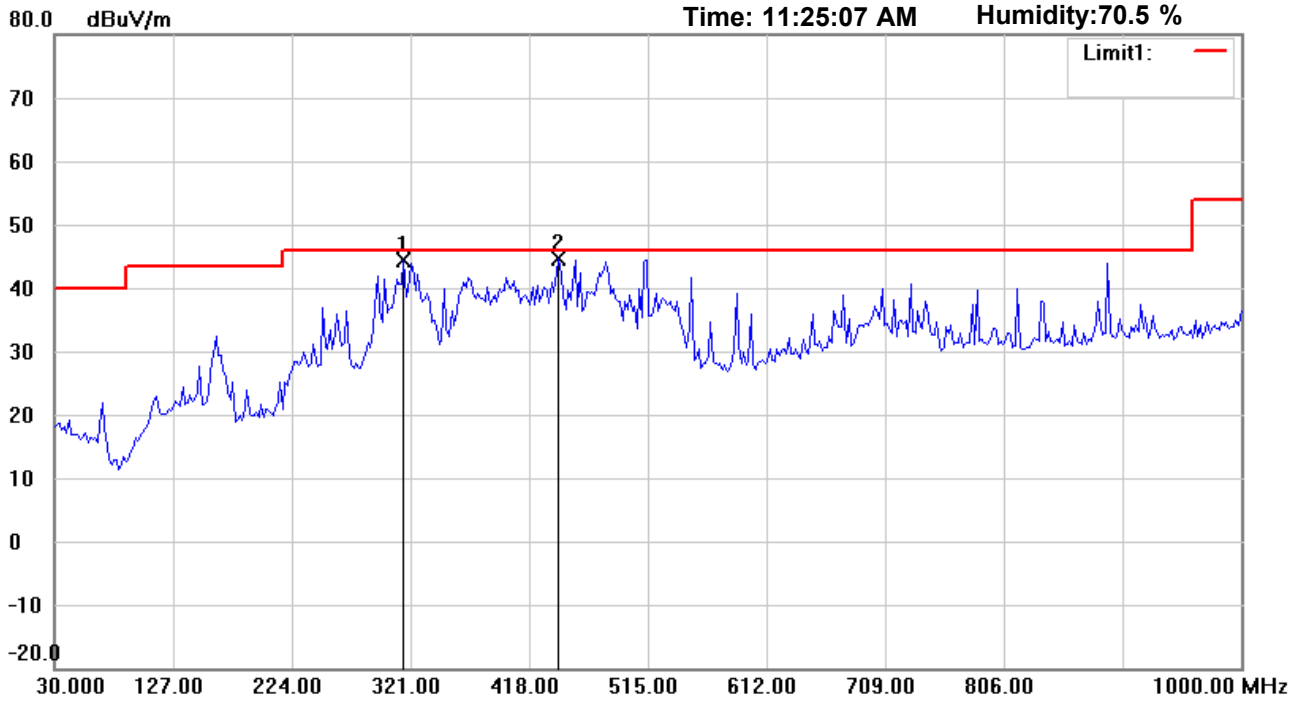

Site : Chamber

Condition : FCC_part 15 RE-Class C_30-1000MHz

Polarization: *Horizontal*

EUT : W6M21803-17987

Power : 120 Va.c.

M/N:

Distance: 3m

Test Mode : TX 802.11n20 CH1

Note :

Mk.	Frequency (MHz)	Reading (dBuV)	Detector	Corr. factor (dB/m)	Result (dBuV/m)	Limit (dBuV/m)	Ant.Pos (cm)	Tab.Pos (deg.)	Margin (dB)	Comment
	315.7515	49.54	peak	-5.23	44.31	46.00	100	320	-1.69	
*	442.1041	47.71	peak	-3.14	44.57	46.00	100	190	-1.43	

*:Maximum data x:Over limit !:over margin

Address:6F.,No.58,Ln 188,Ruey Kuang Rd,Neihu,Taipei
Tel:+886-2-6606-8877
Fax:+886-2-6606-8879

Radiated Emission Measurement

Operator: Vincent

File :1 Data :#2 Date: 5/2/2018 Time: 11:26:07 AM

Temperature:26.3 ℃
Humidity:70.5 %

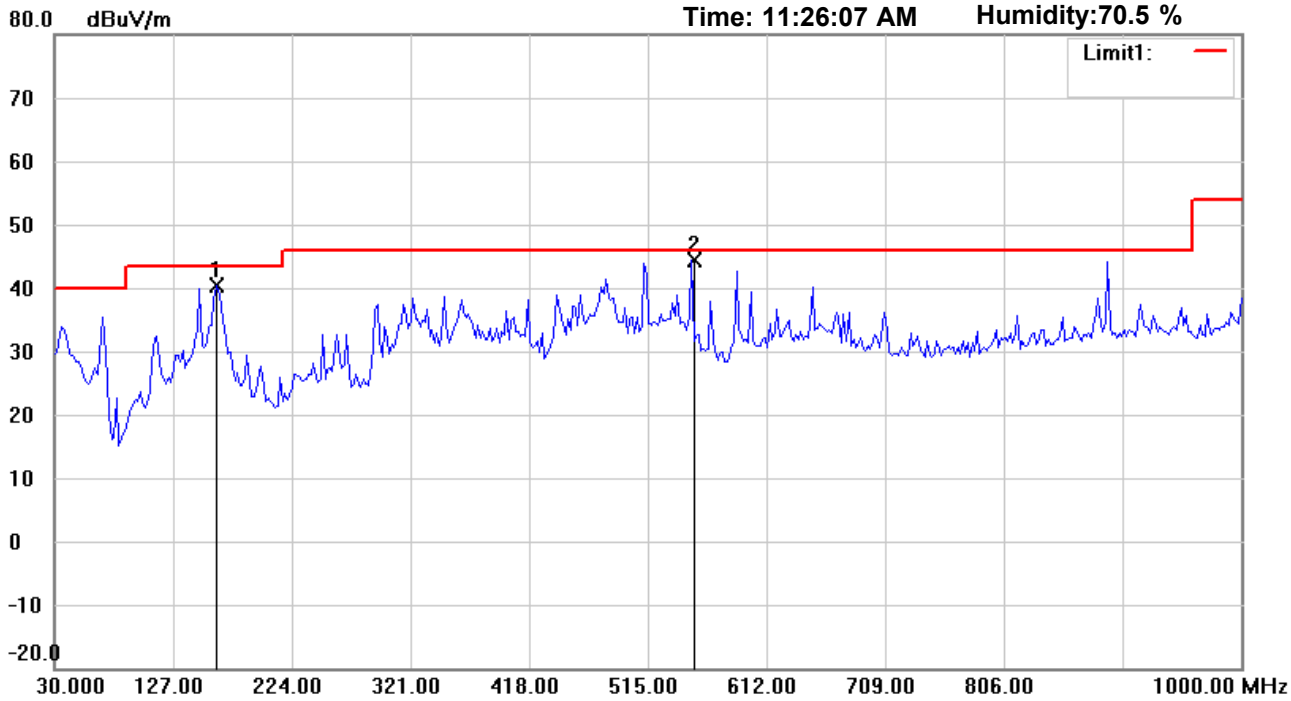

Site : Chamber

Condition : FCC_part 15 RE-Class C_30-1000MHz

Polarization: *Vertical*

EUT : W6M21803-17987

Power : 120 Va.c.

M/N:

Distance: 3m

Test Mode : TX 802.11n20 CH1

Note :

Mk.	Frequency (MHz)	Reading (dBuV)	Detector	Corr. factor (dB/m)	Result (dBuV/m)	Limit (dBuV/m)	Ant.Pos (cm)	Tab.Pos (deg.)	Margin (dB)	Comment
	162.1844	49.16	peak	-8.89	40.27	43.50	100	150	-3.23	
*	550.9620	45.51	peak	-1.15	44.36	46.00	100	265	-1.64	

*:Maximum data x:Over limit !:over margin

Address:6F.,No.58,Ln 188,Ruey Kuang Rd,Neihu,Taipei
Tel:+886-2-6606-8877
Fax:+886-2-6606-8879

Radiated Emission Measurement

Operator: Sky

File :3 | Data :#1 | Date: 4/27/2018 | Time: 7:25:52 PM | Temperature:21.5 ℃ | Humidity:69.9 %

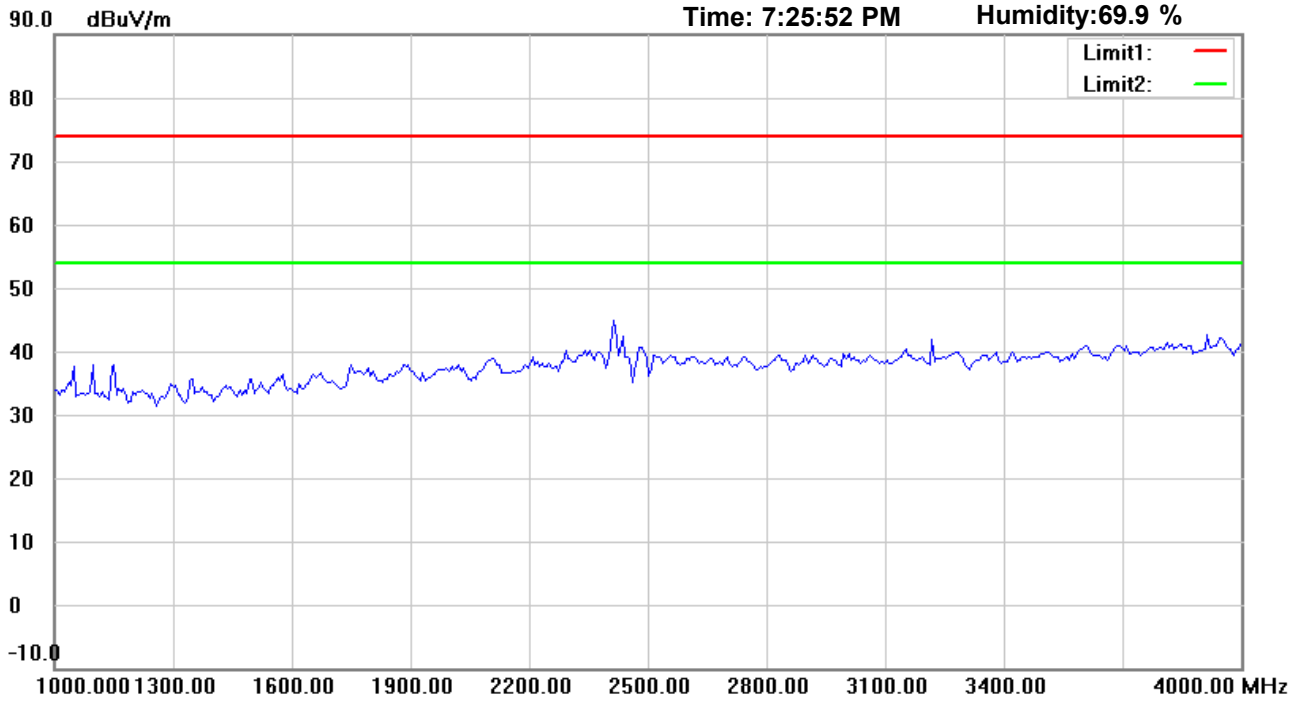

Site : Chamber

Condition : FCC_part 15 RE-Class C_Above 1GHz_PK

Polarization: *Horizontal*

EUT : W6M21803-17987

Power : 120 Va.c.

M/N:

Distance: 3m

Test Mode : TX 802.11n20 CH1

Note :

Mk.	Frequency (MHz)	Reading (dBuV)	Detector	Corr. factor (dB/m)	Result (dBuV/m)	Limit (dBuV/m)	Ant.Pos (cm)	Tab.Pos (deg.)	Margin (dB)	Comment

*:Maximum data x:Over limit !:over margin

Address:6F.,No.58,Ln 188,Ruey Kuang Rd,Neihu,Taipei
Tel:+886-2-6606-8877
Fax:+886-2-6606-8879

Radiated Emission Measurement

Operator: Sky

File :3 | Data :#6 | Date: 4/27/2018 | Time: 7:29:22 PM | Temperature:21.5 ℃ | Humidity:69.9 %

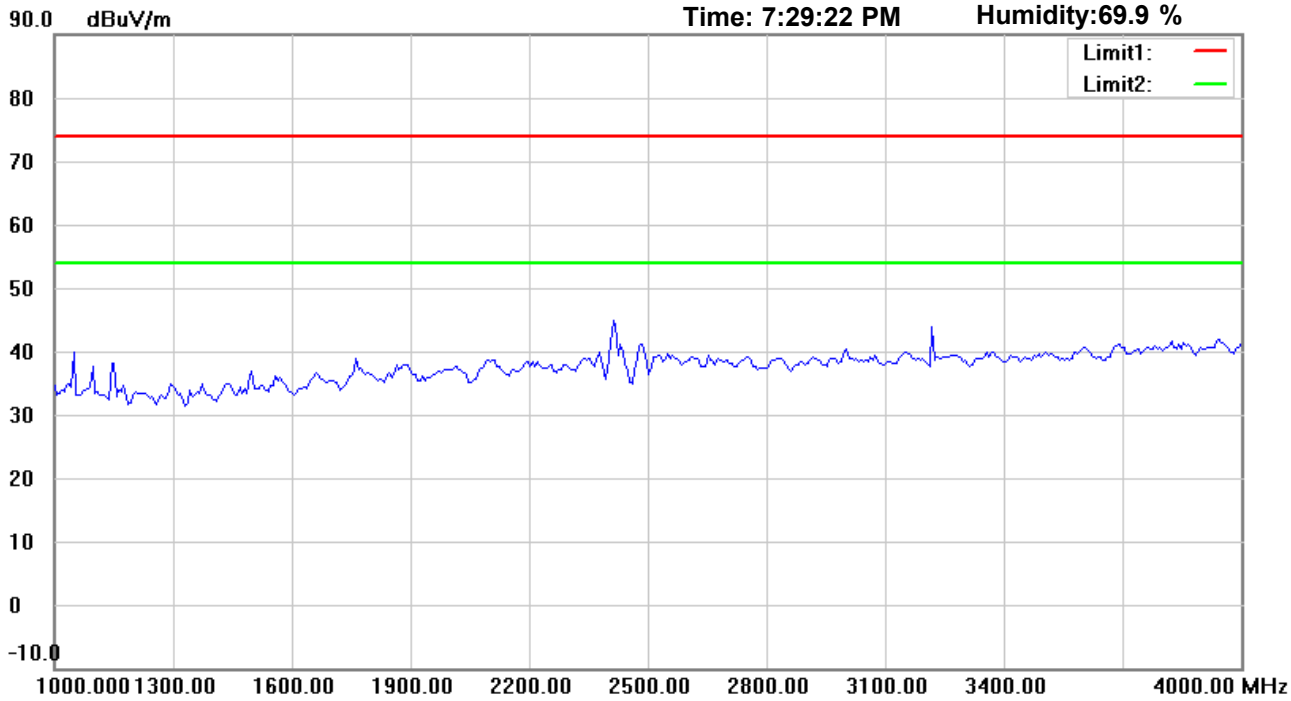

Site : Chamber

Condition : FCC_part 15 RE-Class C_Above 1GHz_PK

Polarization: *Vertical*

EUT : W6M21803-17987

Power : 120 Va.c.

M/N:

Distance: 3m

Test Mode : TX 802.11n20 CH1

Note :

Mk.	Frequency (MHz)	Reading (dBuV)	Detector	Corr. factor (dB/m)	Result (dBuV/m)	Limit (dBuV/m)	Ant.Pos (cm)	Tab.Pos (deg.)	Margin (dB)	Comment

*:Maximum data x:Over limit !:over margin

Address:6F.,No.58,Ln 188,Ruey Kuang Rd,Neihu,Taipei
Tel:+886-2-6606-8877
Fax:+886-2-6606-8879

Radiated Emission Measurement

Operator: Sky

File :3 | Data :#2 | Date: 4/27/2018 | Time: 7:26:52 PM | Temperature:21.5 ℃ | Humidity:69.9 %

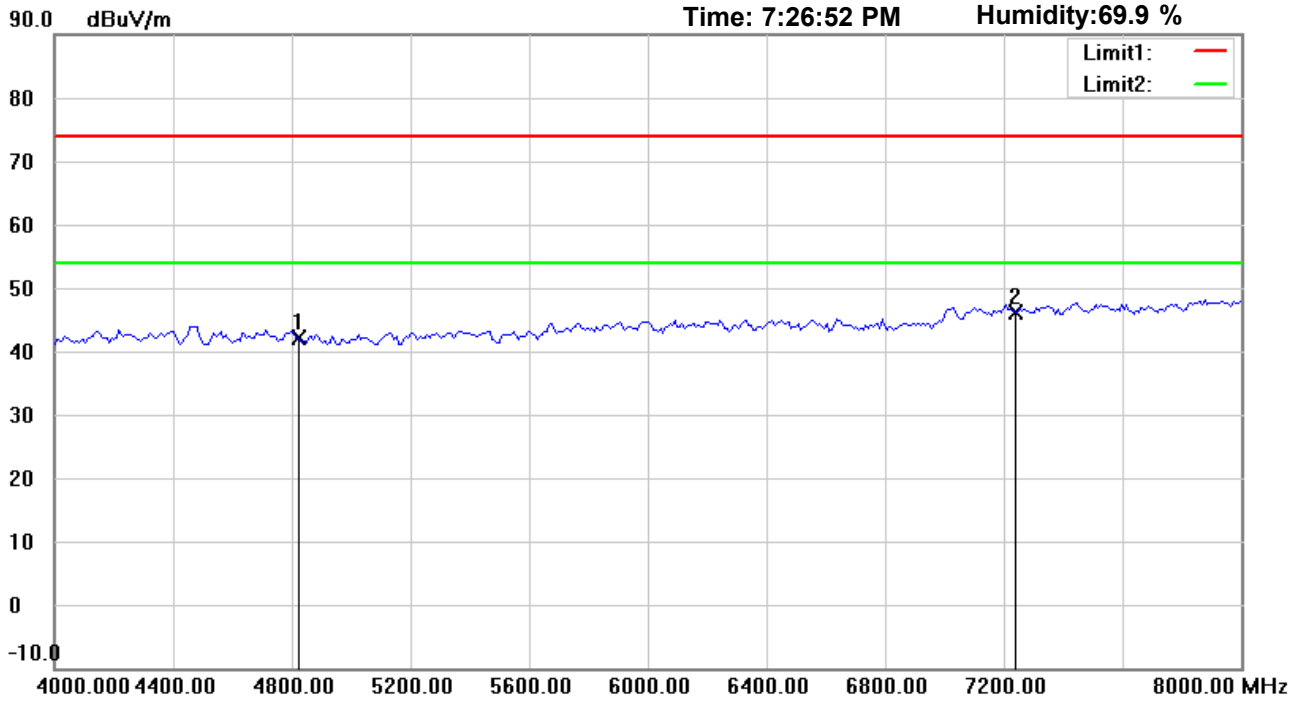

Site : Chamber

Condition : FCC_part 15 RE-Class C_Above 1GHz_PK

Polarization: *Horizontal*

EUT : W6M21803-17987

Power : 120 Va.c.

M/N:

Distance: 3m

Test Mode : TX 802.11n20 CH1

Note :

Mk.	Frequency (MHz)	Reading (dBuV)	Detector	Corr. factor (dB/m)	Result (dBuV/m)	Limit (dBuV/m)	Ant.Pos (cm)	Tab.Pos (deg.)	Margin (dB)	Comment
	4824.000	41.30	peak	0.73	42.03	74.00	150	35	-31.97	
*	7236.000	40.78	peak	5.42	46.20	74.00	150	60	-27.80	

*:Maximum data x:Over limit !:over margin

Address:6F.,No.58,Ln 188,Ruey Kuang Rd,Neihu,Taipei
Tel:+886-2-6606-8877
Fax:+886-2-6606-8879

Radiated Emission Measurement

Operator: Sky

File :3 | Data :#7 | Date: 4/27/2018 | Time: 7:30:23 PM | Temperature:21.5 ℃ | Humidity:69.9 %

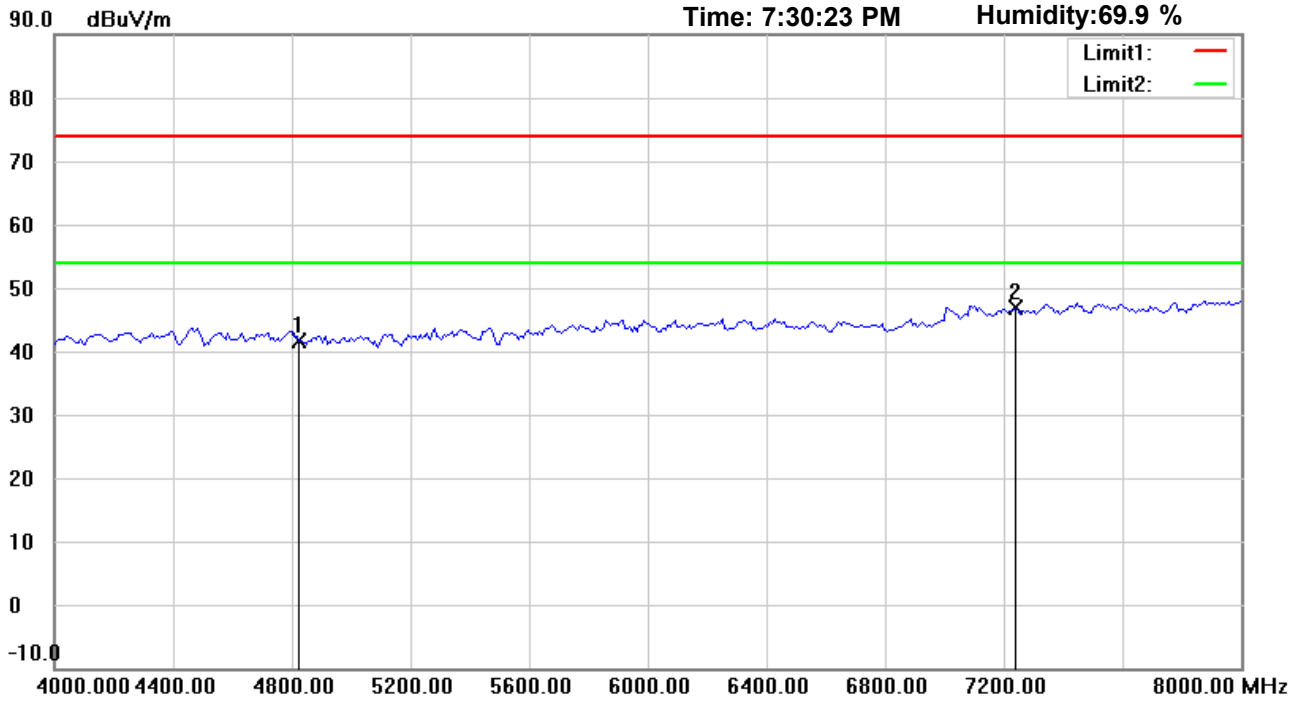

Site : Chamber

Condition : FCC_part 15 RE-Class C_Above 1GHz_PK

Polarization: *Vertical*

EUT : W6M21803-17987

Power : 120 Va.c.

M/N:

Distance: 3m

Test Mode : TX 802.11n20 CH1

Note :

Mk.	Frequency (MHz)	Reading (dBuV)	Detector	Corr. factor (dB/m)	Result (dBuV/m)	Limit (dBuV/m)	Ant.Pos (cm)	Tab.Pos (deg.)	Margin (dB)	Comment
	4824.000	40.88	peak	0.73	41.61	74.00	150	110	-32.39	
*	7236.000	41.51	peak	5.42	46.93	74.00	150	170	-27.07	

*:Maximum data x:Over limit !:over margin

Address:6F.,No.58,Ln 188,Ruey Kuang Rd,Neihu,Taipei
Tel:+886-2-6606-8877
Fax:+886-2-6606-8879

Radiated Emission Measurement

Operator: Sky

File :3 | Data :#3 | Date: 4/27/2018 | Time: 7:27:59 PM | Temperature:21.5 ℃ | Humidity:69.9 %

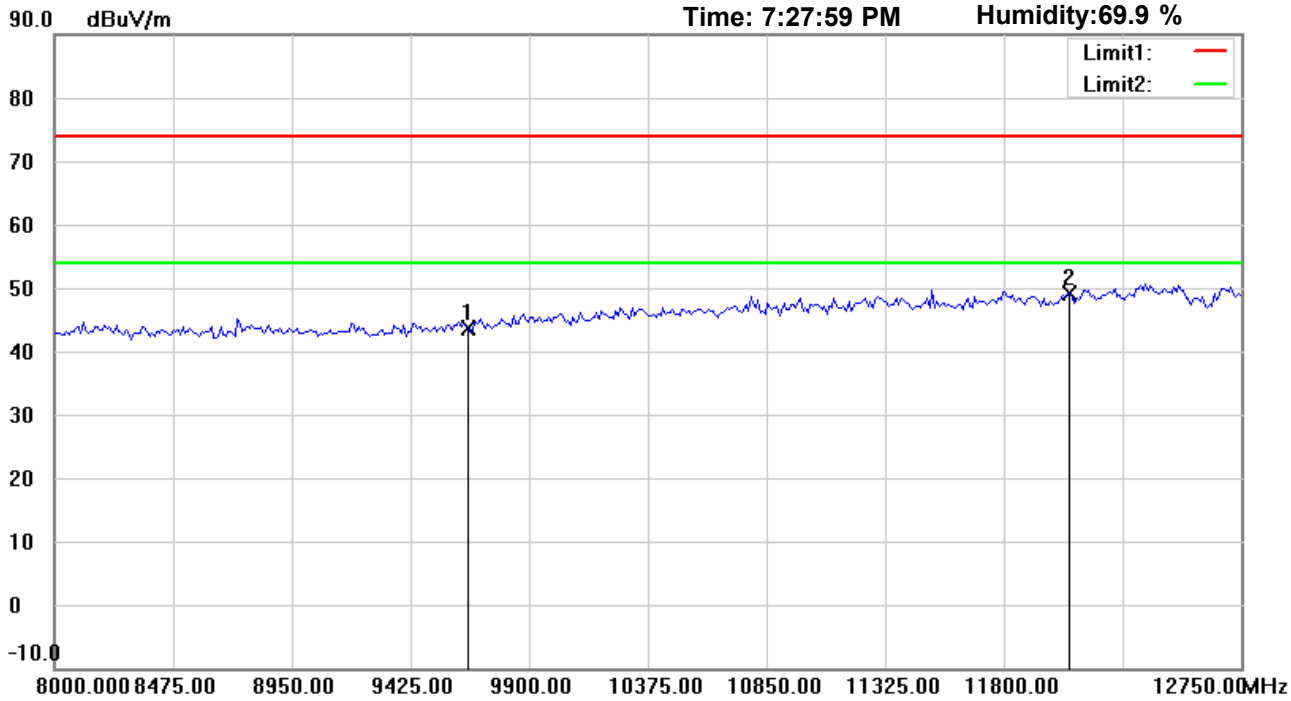

Site : Chamber

Condition : FCC_part 15 RE-Class C_Above 1GHz_PK

Polarization: *Horizontal*

EUT : W6M21803-17987

Power : 120 Va.c.

M/N:

Distance: 3m

Test Mode : TX 802.11n20 CH1

Note :

Mk.	Frequency (MHz)	Reading (dBuV)	Detector	Corr. factor (dB/m)	Result (dBuV/m)	Limit (dBuV/m)	Ant.Pos (cm)	Tab.Pos (deg.)	Margin (dB)	Comment
	9648.000	35.31	peak	8.28	43.59	74.00	150	85	-30.41	
*	12060.000	34.84	peak	14.17	49.01	74.00	150	225	-24.99	

*:Maximum data x:Over limit !:over margin

Address:6F.,No.58,Ln 188,Ruey Kuang Rd,Neihu,Taipei
Tel:+886-2-6606-8877
Fax:+886-2-6606-8879

Radiated Emission Measurement

Operator: Sky

File :3 | Data :#8 | Date: 4/27/2018 | Time: 7:31:23 PM | Temperature:21.5 ℃ | Humidity:69.9 %

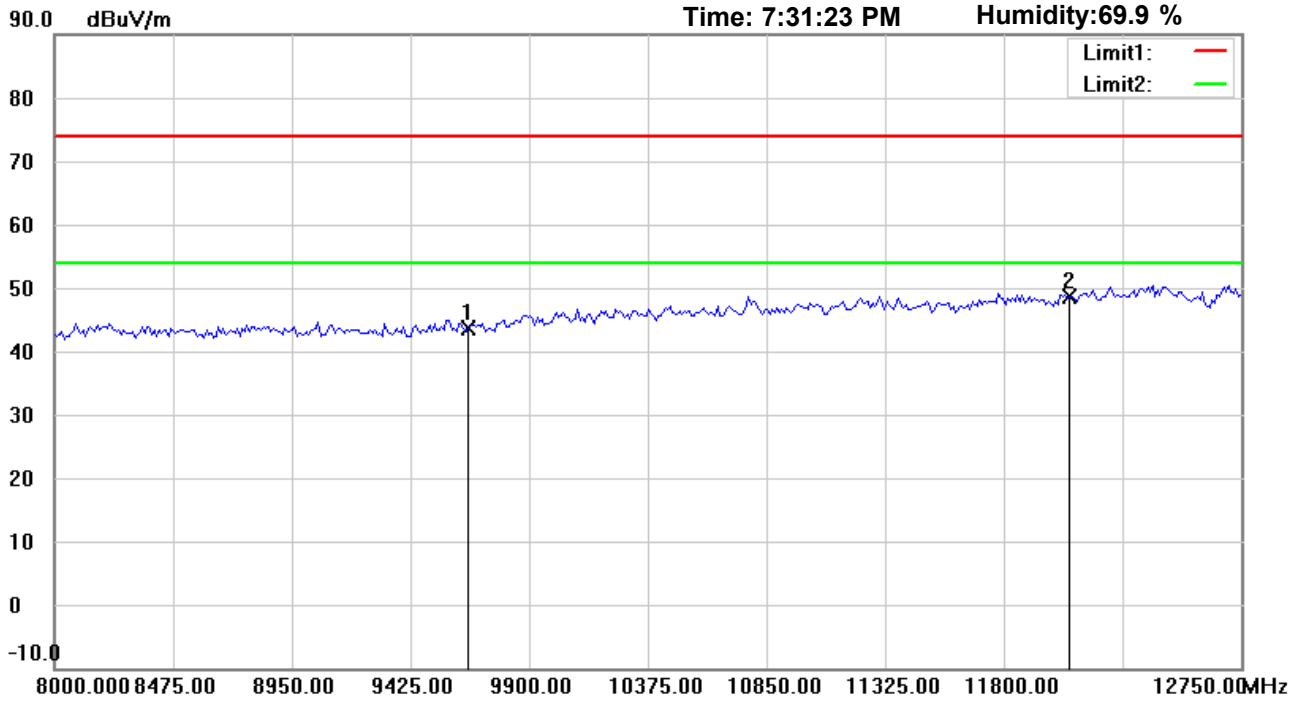

Site : Chamber

Condition : FCC_part 15 RE-Class C_Above 1GHz_PK

Polarization: *Vertical*

EUT : W6M21803-17987

Power : 120 Va.c.

M/N:

Distance: 3m

Test Mode : TX 802.11n20 CH1

Note :

Mk.	Frequency (MHz)	Reading (dBuV)	Detector	Corr. factor (dB/m)	Result (dBuV/m)	Limit (dBuV/m)	Ant.Pos (cm)	Tab.Pos (deg.)	Margin (dB)	Comment
	9648.000	35.47	peak	8.28	43.75	74.00	150	70	-30.25	
*	12060.000	34.53	peak	14.17	48.70	74.00	150	225	-25.30	

*:Maximum data x:Over limit !:over margin

Address:6F.,No.58,Ln 188,Ruey Kuang Rd,Neihu,Taipei
Tel:+886-2-6606-8877
Fax:+886-2-6606-8879

Radiated Emission Measurement

Operator: Sky

File :3 | Data :#4 | Date: 4/27/2018 | Time: 7:28:13 PM | Temperature:21.5 ℃ | Humidity:69.9 %

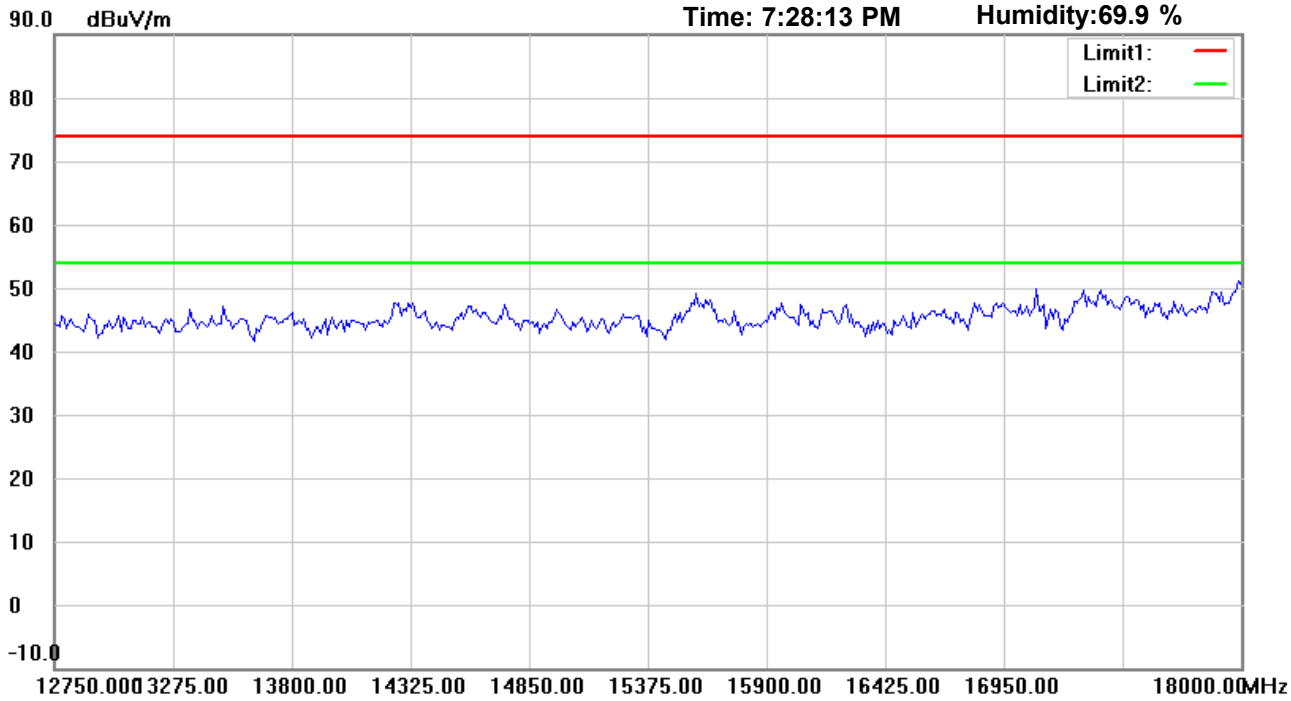

Site : Chamber

Condition : FCC_part 15 RE-Class C_Above 1GHz_PK

Polarization: *Horizontal*

EUT : W6M21803-17987

Power : 120 Va.c.

M/N:

Distance: 3m

Test Mode : TX 802.11n20 CH1

Note :

Mk.	Frequency (MHz)	Reading (dBuV)	Detector	Corr. factor (dB/m)	Result (dBuV/m)	Limit (dBuV/m)	Ant.Pos (cm)	Tab.Pos (deg.)	Margin (dB)	Comment

*:Maximum data x:Over limit !:over margin

Address:6F.,No.58,Ln 188,Ruey Kuang Rd,Neihu,Taipei
Tel:+886-2-6606-8877
Fax:+886-2-6606-8879

Radiated Emission Measurement

Operator: Sky

File :3 | Data :#9 | Date: 4/27/2018 | Time: 7:31:37 PM | Temperature:21.5 ℃ | Humidity:69.9 %

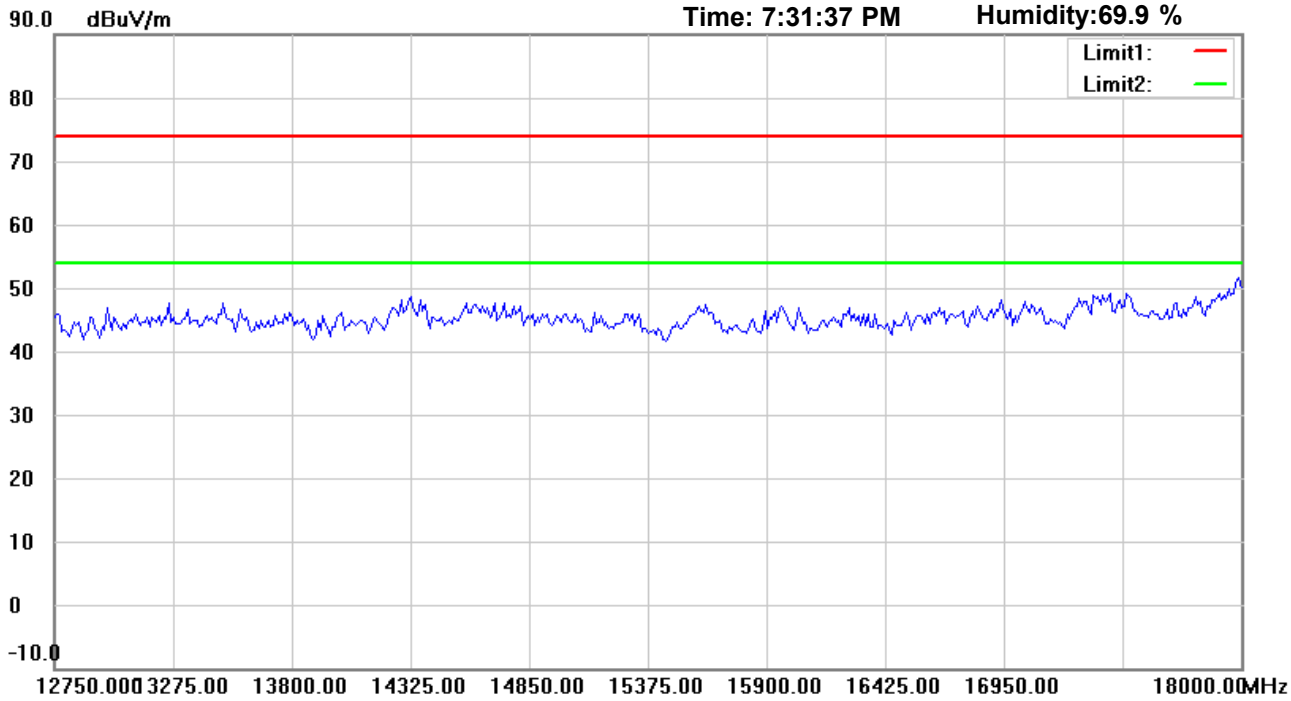

Site : Chamber

Condition : FCC_part 15 RE-Class C_Above 1GHz_PK

Polarization: *Vertical*

EUT : W6M21803-17987

Power : 120 Va.c.

M/N:

Distance: 3m

Test Mode : TX 802.11n20 CH1

Note :

Mk.	Frequency (MHz)	Reading (dBuV)	Detector	Corr. factor (dB/m)	Result (dBuV/m)	Limit (dBuV/m)	Ant.Pos (cm)	Tab.Pos (deg.)	Margin (dB)	Comment

*:Maximum data x:Over limit !:over margin

Address:6F.,No.58,Ln 188,Ruey Kuang Rd,Neihu,Taipei
Tel:+886-2-6606-8877
Fax:+886-2-6606-8879

Radiated Emission Measurement

Operator: Sky

File :3 | Data :#5 | Date: 4/27/2018 | Time: 7:28:22 PM | Temperature:21.5 ℃ | Humidity:69.9 %

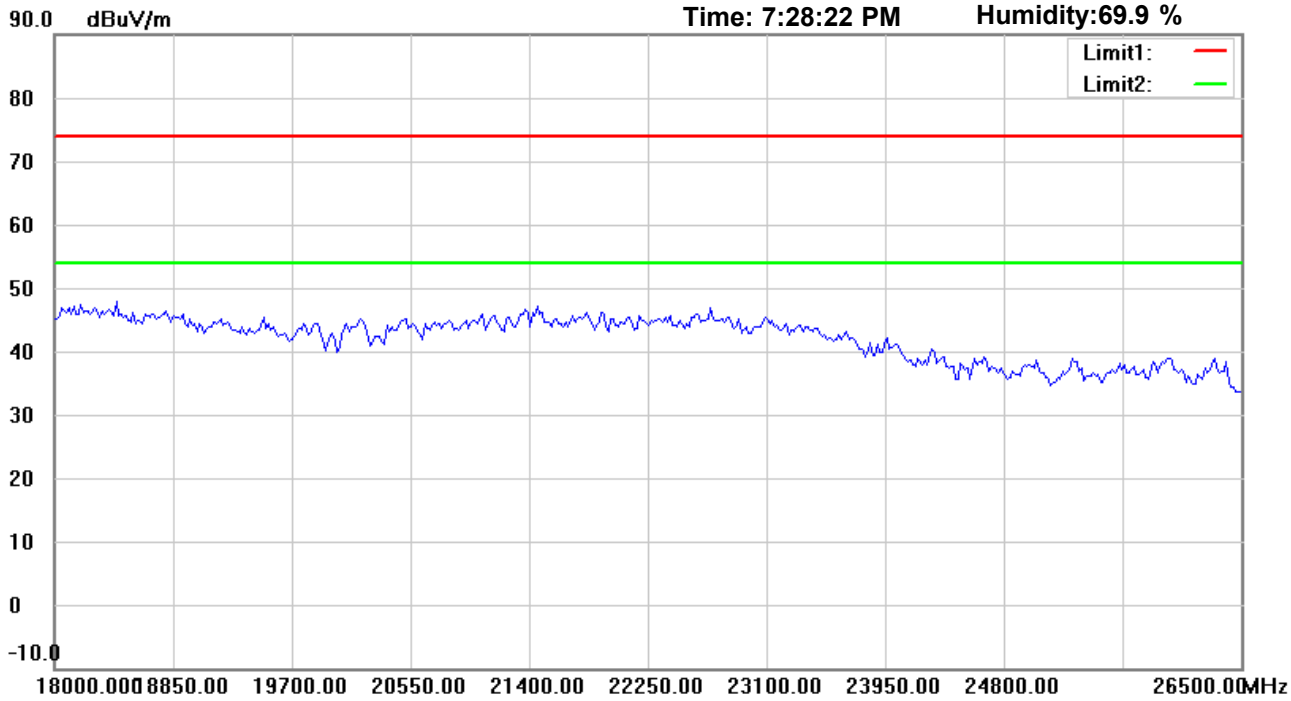

Site : Chamber

Condition : FCC_part 15 RE-Class C_Above 1GHz_PK

Polarization: *Horizontal*

EUT : W6M21803-17987

Power : 120 Va.c.

M/N:

Distance: 3m

Test Mode : TX 802.11n20 CH1

Note :

Mk.	Frequency (MHz)	Reading (dBuV)	Detector	Corr. factor (dB/m)	Result (dBuV/m)	Limit (dBuV/m)	Ant.Pos (cm)	Tab.Pos (deg.)	Margin (dB)	Comment

*:Maximum data x:Over limit !:over margin

Address:6F.,No.58,Ln 188,Ruey Kuang Rd,Neihu,Taipei
Tel:+886-2-6606-8877
Fax:+886-2-6606-8879

Radiated Emission Measurement

Operator: Sky

File :3 | Data :#10 | Date: 4/27/2018 | Time: 7:31:47 PM | Temperature:21.5 ℃ | Humidity:69.9 %

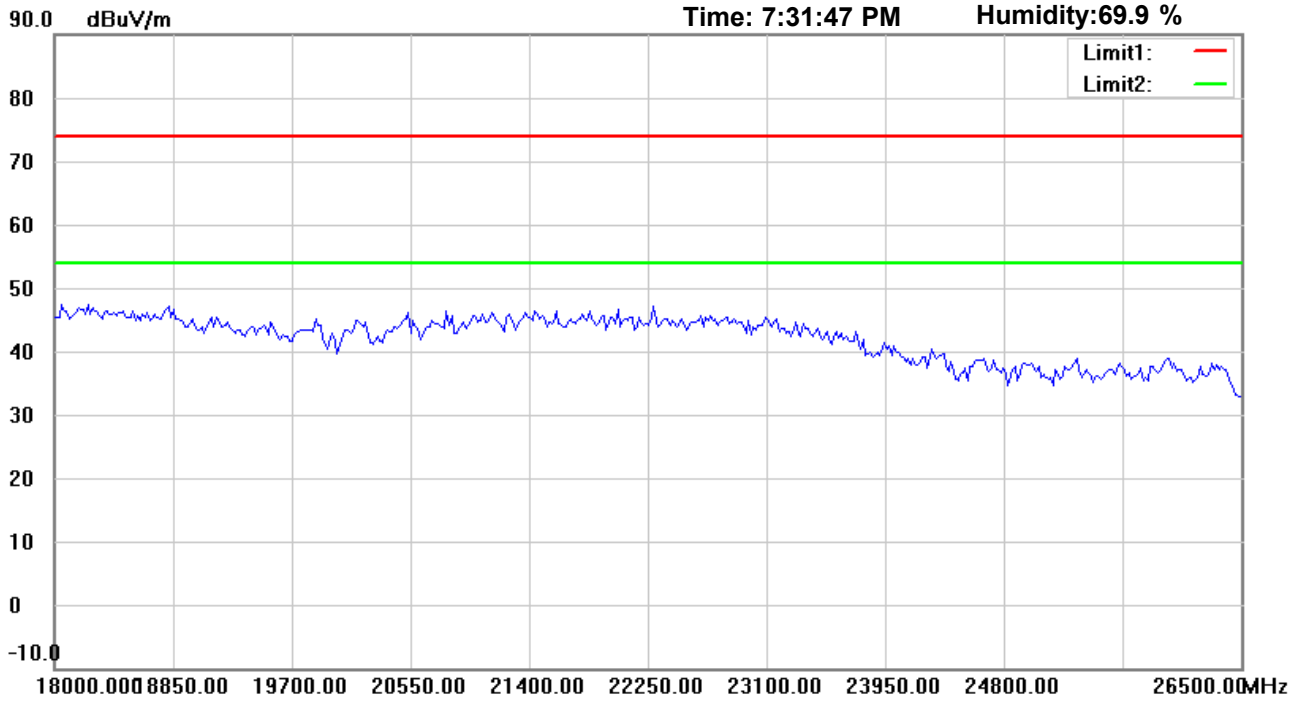

Site : Chamber

Condition : FCC_part 15 RE-Class C_Above 1GHz_PK

Polarization: *Vertical*

EUT : W6M21803-17987

Power : 120 Va.c.

M/N:

Distance: 3m

Test Mode : TX 802.11n20 CH1

Note :

Mk.	Frequency (MHz)	Reading (dBuV)	Detector	Corr. factor (dB/m)	Result (dBuV/m)	Limit (dBuV/m)	Ant.Pos (cm)	Tab.Pos (deg.)	Margin (dB)	Comment

*:Maximum data x:Over limit !:over margin

Address:6F.,No.58,Ln 188,Ruey Kuang Rd,Neihu,Taipei
Tel:+886-2-6606-8877
Fax:+886-2-6606-8879

Radiated Emission Measurement

Operator: Vincent

File :1 Data :#1 Date: 5/2/2018 Time: 11:28:59 AM

Temperature:26.3 ℃
Humidity:70.5 %

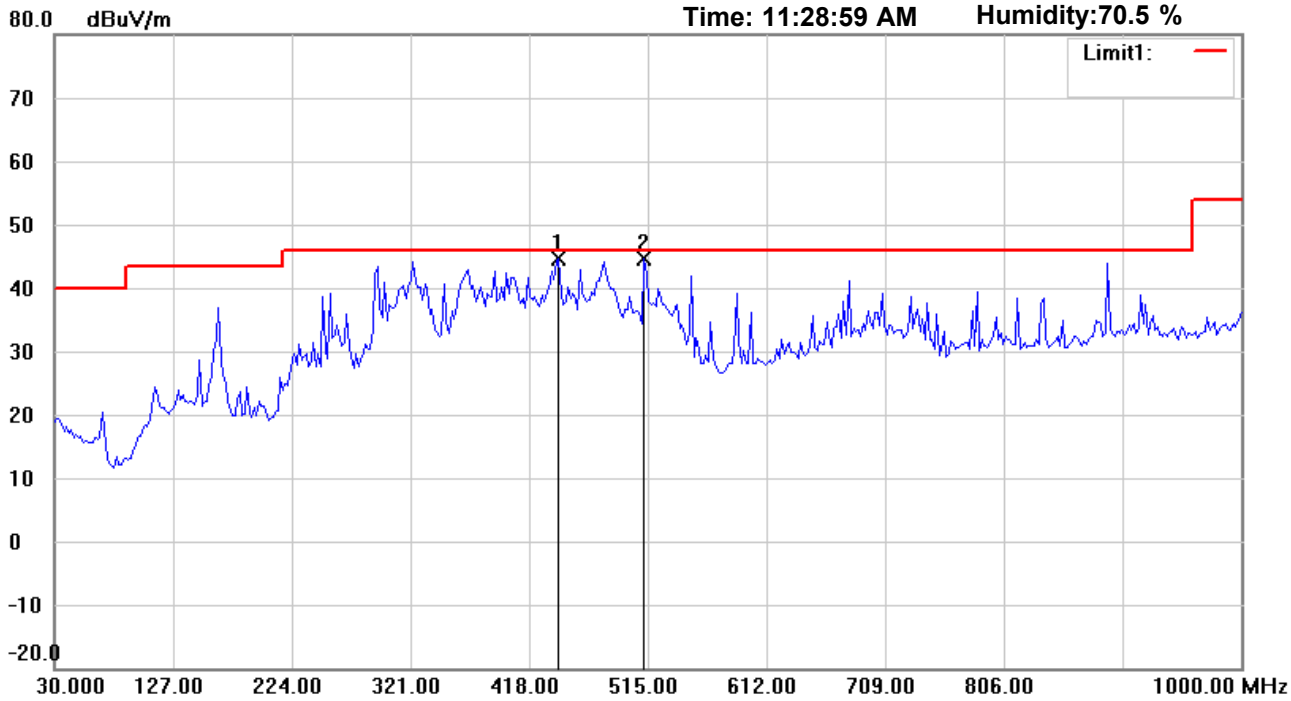

Site : Chamber

Condition : FCC_part 15 RE-Class C_30-1000MHz

Polarization: *Horizontal*

EUT : W6M21803-17987

Power : 120 Va.c.

M/N:

Distance: 3m

Test Mode : TX 802.11n20 CH6

Note :

Mk.	Frequency (MHz)	Reading (dBuV)	Detector	Corr. factor (dB/m)	Result (dBuV/m)	Limit (dBuV/m)	Ant.Pos (cm)	Tab.Pos (deg.)	Margin (dB)	Comment
	442.1041	47.77	peak	-3.14	44.63	46.00	100	115	-1.37	
*	512.0842	46.66	peak	-1.95	44.71	46.00	100	270	-1.29	

*:Maximum data x:Over limit !:over margin

Address:6F.,No.58,Ln 188,Ruey Kuang Rd,Neihu,Taipei
Tel:+886-2-6606-8877
Fax:+886-2-6606-8879

Radiated Emission Measurement

Operator: Vincent

File :1 Data :#2 Date: 5/2/2018 Time: 11:29:59 AM

Temperature:26.3 ℃
Humidity:70.5 %

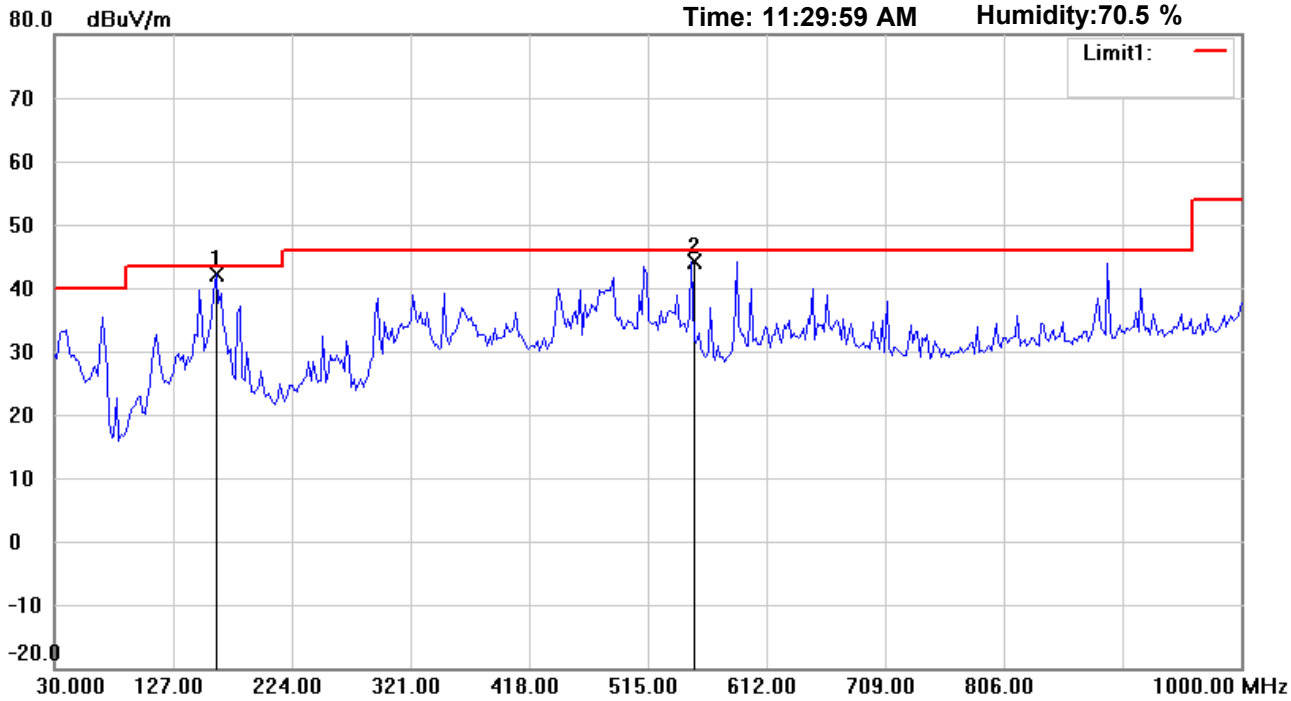

Site : Chamber

Condition : FCC_part 15 RE-Class C_30-1000MHz

Polarization: *Vertical*

EUT : W6M21803-17987

Power : 120 Va.c.

M/N:

Distance: 3m

Test Mode : TX 802.11n20 CH6

Note :

Mk.	Frequency (MHz)	Reading (dBuV)	Detector	Corr. factor (dB/m)	Result (dBuV/m)	Limit (dBuV/m)	Ant.Pos (cm)	Tab.Pos (deg.)	Margin (dB)	Comment
*	162.1844	50.91	peak	-8.89	42.02	43.50	100	245	-1.48	
	550.9620	45.34	peak	-1.15	44.19	46.00	100	180	-1.81	

*:Maximum data x:Over limit !:over margin

Address:6F.,No.58,Ln 188,Ruey Kuang Rd,Neihu,Taipei
Tel:+886-2-6606-8877
Fax:+886-2-6606-8879

Radiated Emission Measurement

Operator: Sky

File :3 | Data :#1 | Date: 4/27/2018 | Time: 7:35:52 PM | Temperature:21.5 ℃ | Humidity:69.9 %

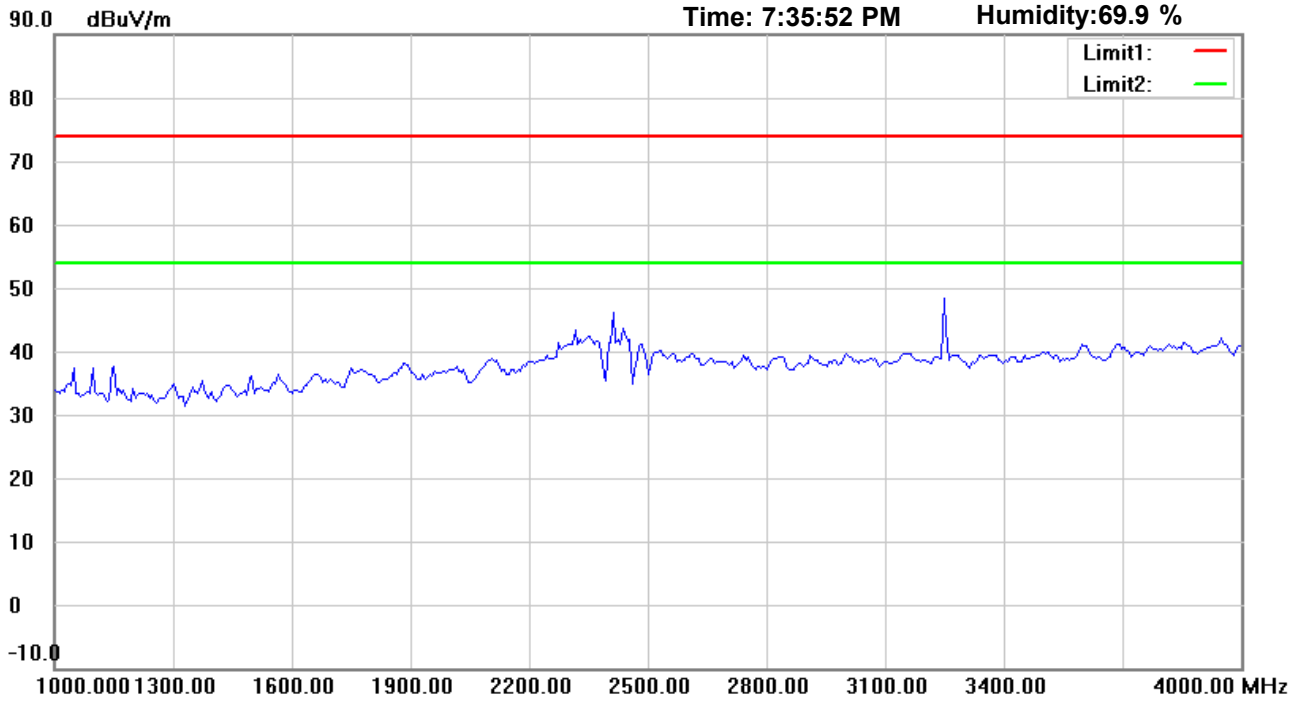

Site : Chamber

Condition : FCC_part 15 RE-Class C_Above 1GHz_PK

Polarization: *Horizontal*

EUT : W6M21803-17987

Power : 120 Va.c.

M/N:

Distance: 3m

Test Mode : TX 802.11n20 CH6

Note :

Mk.	Frequency (MHz)	Reading (dBuV)	Detector	Corr. factor (dB/m)	Result (dBuV/m)	Limit (dBuV/m)	Ant.Pos (cm)	Tab.Pos (deg.)	Margin (dB)	Comment

*:Maximum data x:Over limit !:over margin

Address:6F.,No.58,Ln 188,Ruey Kuang Rd,Neihu,Taipei
Tel:+886-2-6606-8877
Fax:+886-2-6606-8879

Radiated Emission Measurement

Operator: Sky

File :3 | Data :#6 | Date: 4/27/2018 | Time: 7:39:22 PM | Temperature:21.5 ℃ | Humidity:69.9 %

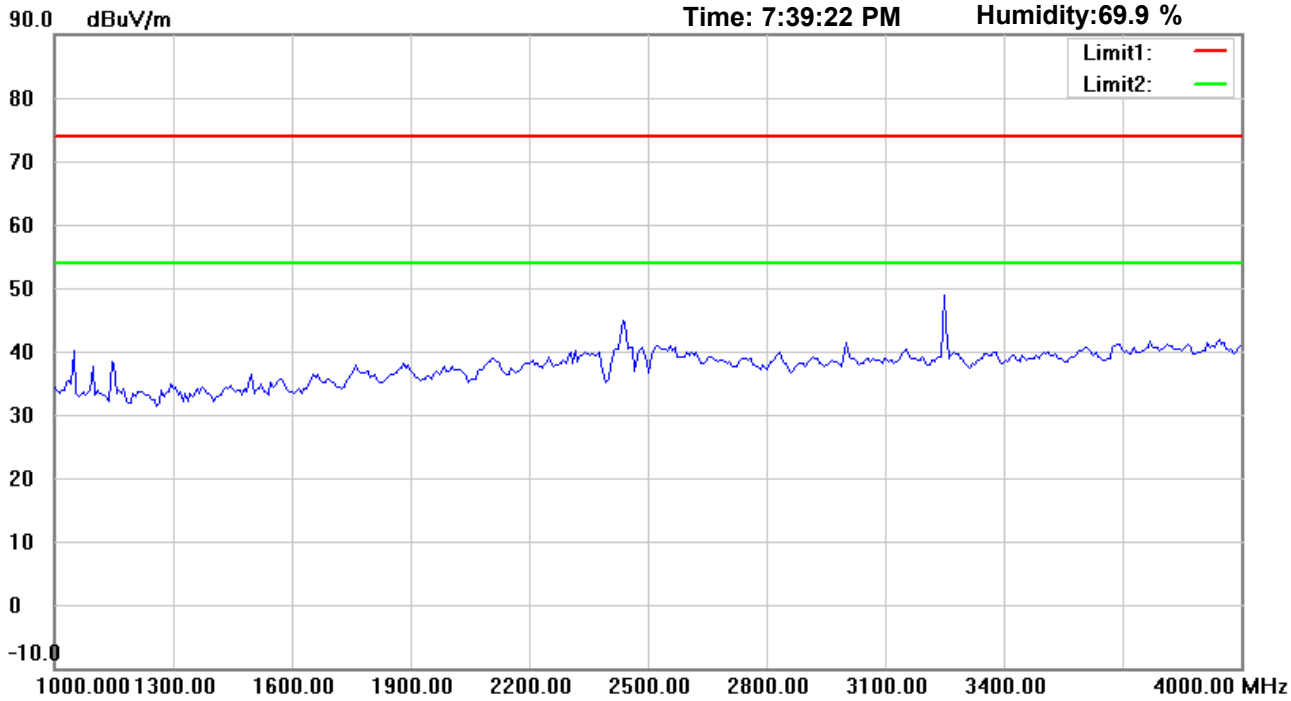

Site : Chamber

Condition : FCC_part 15 RE-Class C_Above 1GHz_PK

Polarization: *Vertical*

EUT : W6M21803-17987

Power : 120 Va.c.

M/N:

Distance: 3m

Test Mode : TX 802.11n20 CH6

Note :

Mk.	Frequency (MHz)	Reading (dBuV)	Detector	Corr. factor (dB/m)	Result (dBuV/m)	Limit (dBuV/m)	Ant.Pos (cm)	Tab.Pos (deg.)	Margin (dB)	Comment

*:Maximum data x:Over limit !:over margin

Address:6F.,No.58,Ln 188,Ruey Kuang Rd,Neihu,Taipei
Tel:+886-2-6606-8877
Fax:+886-2-6606-8879

Radiated Emission Measurement

Operator: Sky

File :3 | Data :#2 | Date: 4/27/2018 | Time: 7:36:53 PM | Temperature:21.5 ℃ | Humidity:69.9 %

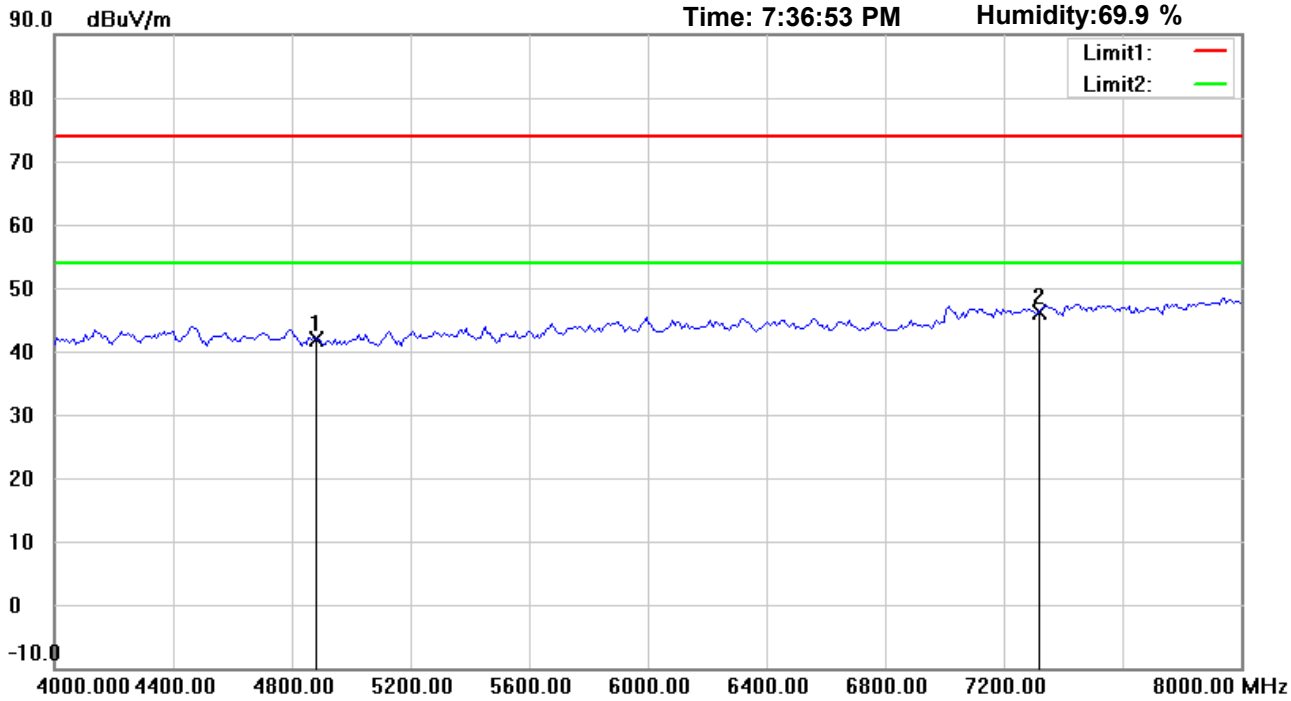

Site : Chamber

Condition : FCC_part 15 RE-Class C_Above 1GHz_PK

Polarization: *Horizontal*

EUT : W6M21803-17987

Power : 120 Va.c.

M/N:

Distance: 3m

Test Mode : TX 802.11n20 CH6

Note :

Mk.	Frequency (MHz)	Reading (dBuV)	Detector	Corr. factor (dB/m)	Result (dBuV/m)	Limit (dBuV/m)	Ant.Pos (cm)	Tab.Pos (deg.)	Margin (dB)	Comment
	4874.000	41.09	peak	0.69	41.78	74.00	150	40	-32.22	
*	7311.000	40.51	peak	5.57	46.08	74.00	150	220	-27.92	

*:Maximum data x:Over limit !:over margin

Address:6F.,No.58,Ln 188,Ruey Kuang Rd,Neihu,Taipei
Tel:+886-2-6606-8877
Fax:+886-2-6606-8879

Radiated Emission Measurement

Operator: Sky

File :3 | Data :#7 | Date: 4/27/2018 | Time: 7:40:23 PM | Temperature:21.5 ℃ | Humidity:69.9 %

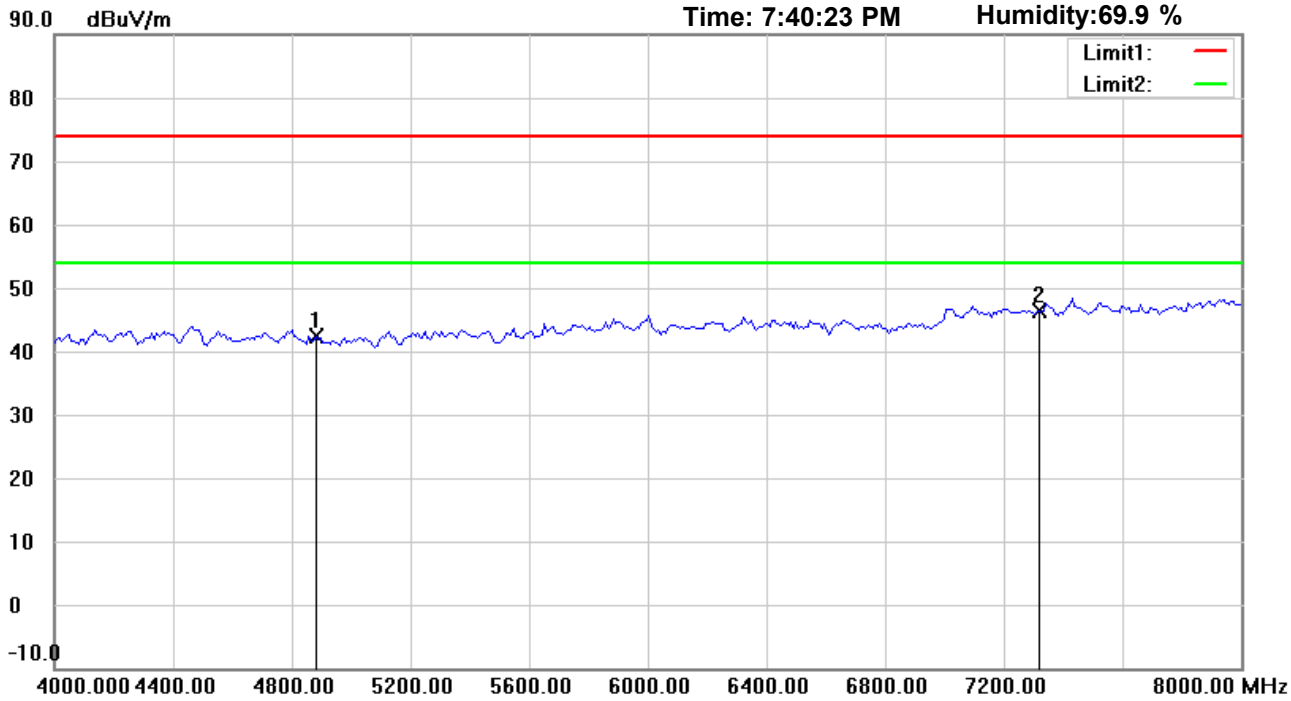

Site : Chamber

Condition : FCC_part 15 RE-Class C_Above 1GHz_PK

Polarization: *Vertical*

EUT : W6M21803-17987

Power : 120 Va.c.

M/N:

Distance: 3m

Test Mode : TX 802.11n20 CH6

Note :

Mk.	Frequency (MHz)	Reading (dBuV)	Detector	Corr. factor (dB/m)	Result (dBuV/m)	Limit (dBuV/m)	Ant.Pos (cm)	Tab.Pos (deg.)	Margin (dB)	Comment
	4874.000	41.61	peak	0.69	42.30	74.00	150	45	-31.70	
*	7311.000	40.87	peak	5.57	46.44	74.00	150	310	-27.56	

*:Maximum data x:Over limit !:over margin

Address:6F.,No.58,Ln 188,Ruey Kuang Rd,Neihu,Taipei
Tel:+886-2-6606-8877
Fax:+886-2-6606-8879

Radiated Emission Measurement

Operator: Sky

File :3 | Data :#3 | Date: 4/27/2018 | Time: 7:37:59 PM | Temperature:21.5 ℃ | Humidity:69.9 %

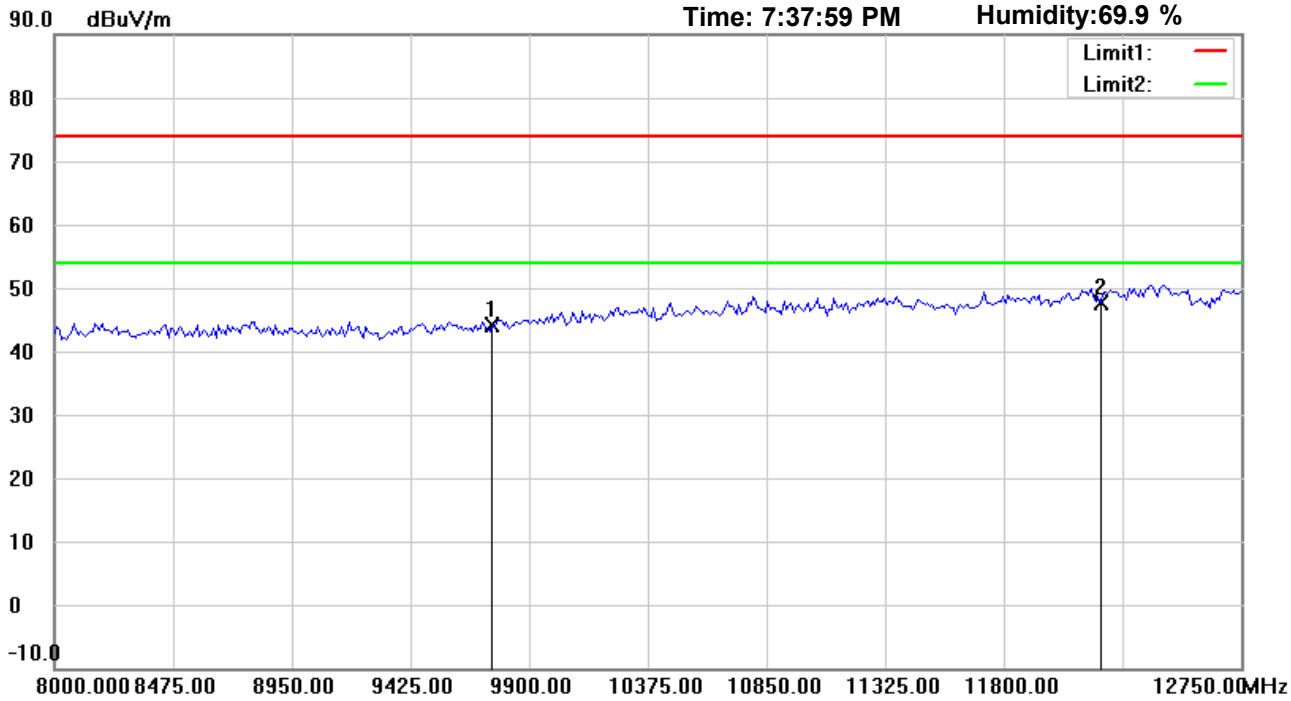

Site : Chamber

Condition : FCC_part 15 RE-Class C_Above 1GHz_PK

Polarization: *Horizontal*

EUT : W6M21803-17987

Power : 120 Va.c.

M/N:

Distance: 3m

Test Mode : TX 802.11n20 CH6

Note :

Mk.	Frequency (MHz)	Reading (dBuV)	Detector	Corr. factor (dB/m)	Result (dBuV/m)	Limit (dBuV/m)	Ant.Pos (cm)	Tab.Pos (deg.)	Margin (dB)	Comment
	9748.000	35.62	peak	8.57	44.19	74.00	150	165	-29.81	
*	12185.000	32.48	peak	15.16	47.64	74.00	150	275	-26.36	

*:Maximum data x:Over limit !:over margin

Address:6F.,No.58,Ln 188,Ruey Kuang Rd,Neihu,Taipei
Tel:+886-2-6606-8877
Fax:+886-2-6606-8879

Radiated Emission Measurement

Operator: Sky

File :3 | Data :#8 | Date: 4/27/2018 | Time: 7:41:22 PM | Temperature:21.5 ℃ | Humidity:69.9 %

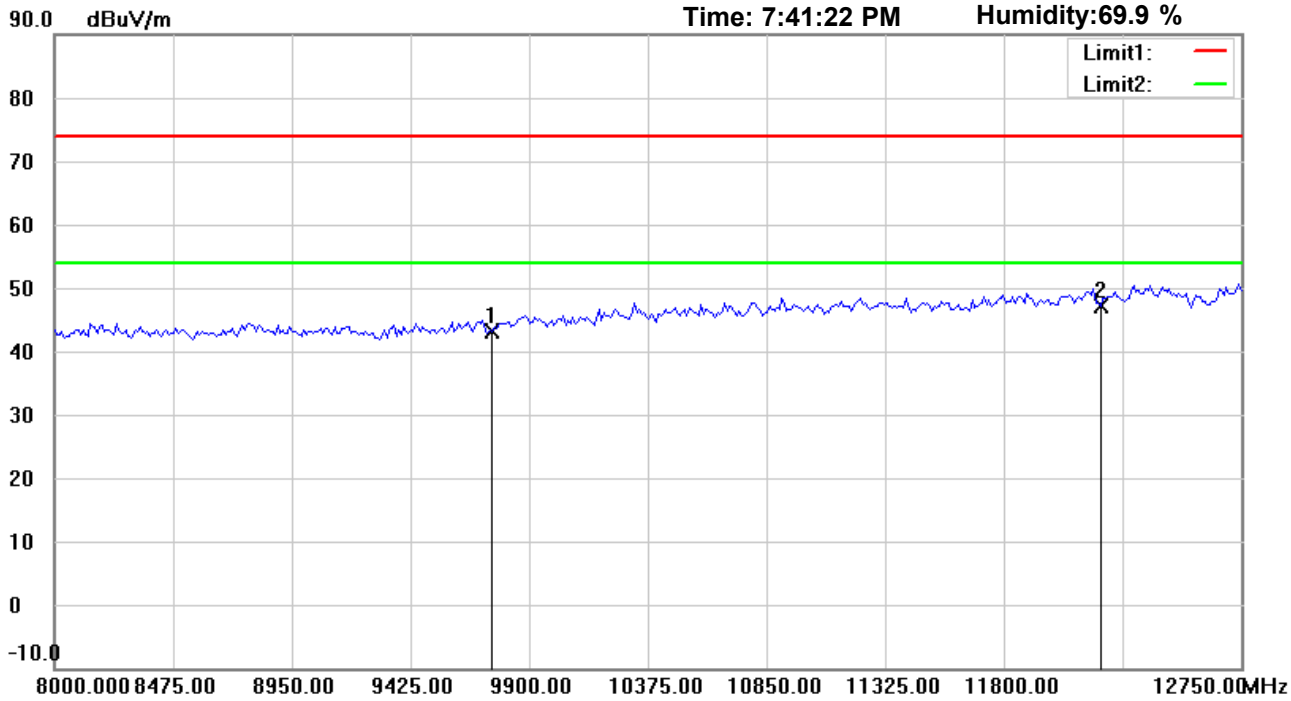

Site : Chamber

Condition : FCC_part 15 RE-Class C_Above 1GHz_PK

Polarization: *Vertical*

EUT : W6M21803-17987

Power : 120 Va.c.

M/N:

Distance: 3m

Test Mode : TX 802.11n20 CH6

Note :

Mk.	Frequency (MHz)	Reading (dBuV)	Detector	Corr. factor (dB/m)	Result (dBuV/m)	Limit (dBuV/m)	Ant.Pos (cm)	Tab.Pos (deg.)	Margin (dB)	Comment
	9748.000	34.57	peak	8.57	43.14	74.00	150	255	-30.86	
*	12185.000	31.95	peak	15.16	47.11	74.00	150	105	-26.89	

*:Maximum data x:Over limit !:over margin

Address:6F.,No.58,Ln 188,Ruey Kuang Rd,Neihu,Taipei
Tel:+886-2-6606-8877
Fax:+886-2-6606-8879

Radiated Emission Measurement

Operator: Sky

File :3 | Data :#4 | Date: 4/27/2018 | Time: 7:38:13 PM | Temperature:21.5 ℃ | Humidity:69.9 %

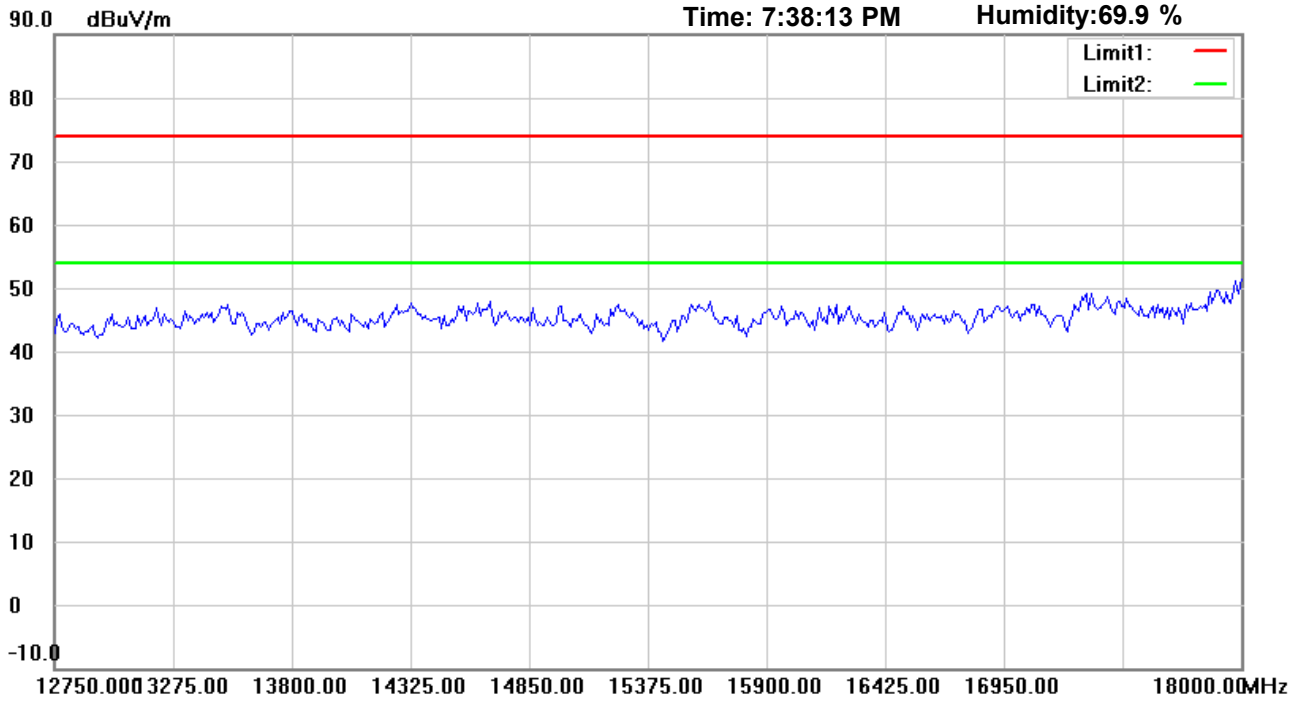

Site : Chamber

Condition : FCC_part 15 RE-Class C_Above 1GHz_PK

Polarization: *Horizontal*

EUT : W6M21803-17987

Power : 120 Va.c.

M/N:

Distance: 3m

Test Mode : TX 802.11n20 CH6

Note :

Mk.	Frequency (MHz)	Reading (dBuV)	Detector	Corr. factor (dB/m)	Result (dBuV/m)	Limit (dBuV/m)	Ant.Pos (cm)	Tab.Pos (deg.)	Margin (dB)	Comment

*:Maximum data x:Over limit !:over margin

Address:6F.,No.58,Ln 188,Ruey Kuang Rd,Neihu,Taipei
Tel:+886-2-6606-8877
Fax:+886-2-6606-8879

Radiated Emission Measurement

Operator: Sky

File :3 | Data :#9 | Date: 4/27/2018 | Time: 7:41:36 PM | Temperature:21.5 ℃ | Humidity:69.9 %

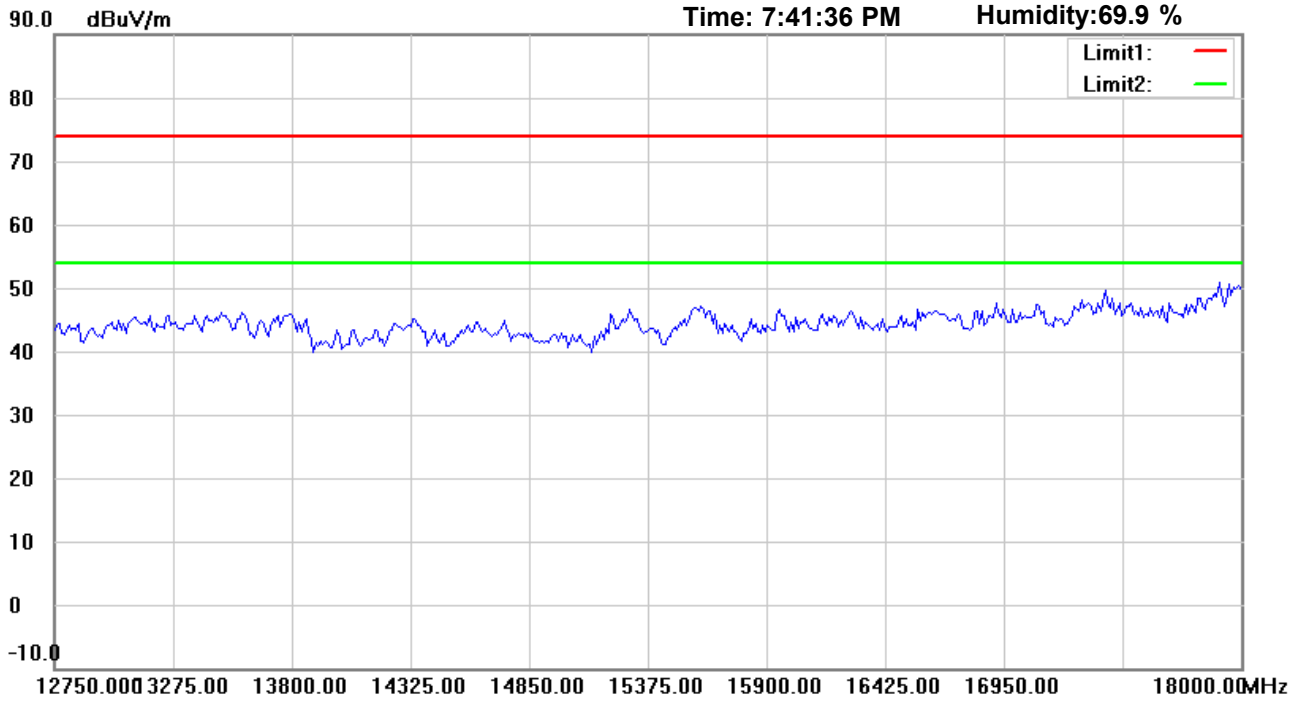

Site : Chamber

Condition : FCC_part 15 RE-Class C_Above 1GHz_PK

Polarization: *Vertical*

EUT : W6M21803-17987

Power : 120 Va.c.

M/N:

Distance: 3m

Test Mode : TX 802.11n20 CH6

Note :

Mk.	Frequency (MHz)	Reading (dBuV)	Detector	Corr. factor (dB/m)	Result (dBuV/m)	Limit (dBuV/m)	Ant.Pos (cm)	Tab.Pos (deg.)	Margin (dB)	Comment

*:Maximum data x:Over limit !:over margin

Address:6F.,No.58,Ln 188,Ruey Kuang Rd,Neihu,Taipei
Tel:+886-2-6606-8877
Fax:+886-2-6606-8879

Radiated Emission Measurement

Operator: Sky

File :3 | Data :#5 | Date: 4/27/2018 | Time: 7:38:22 PM | Temperature:21.5 ℃ | Humidity:69.9 %

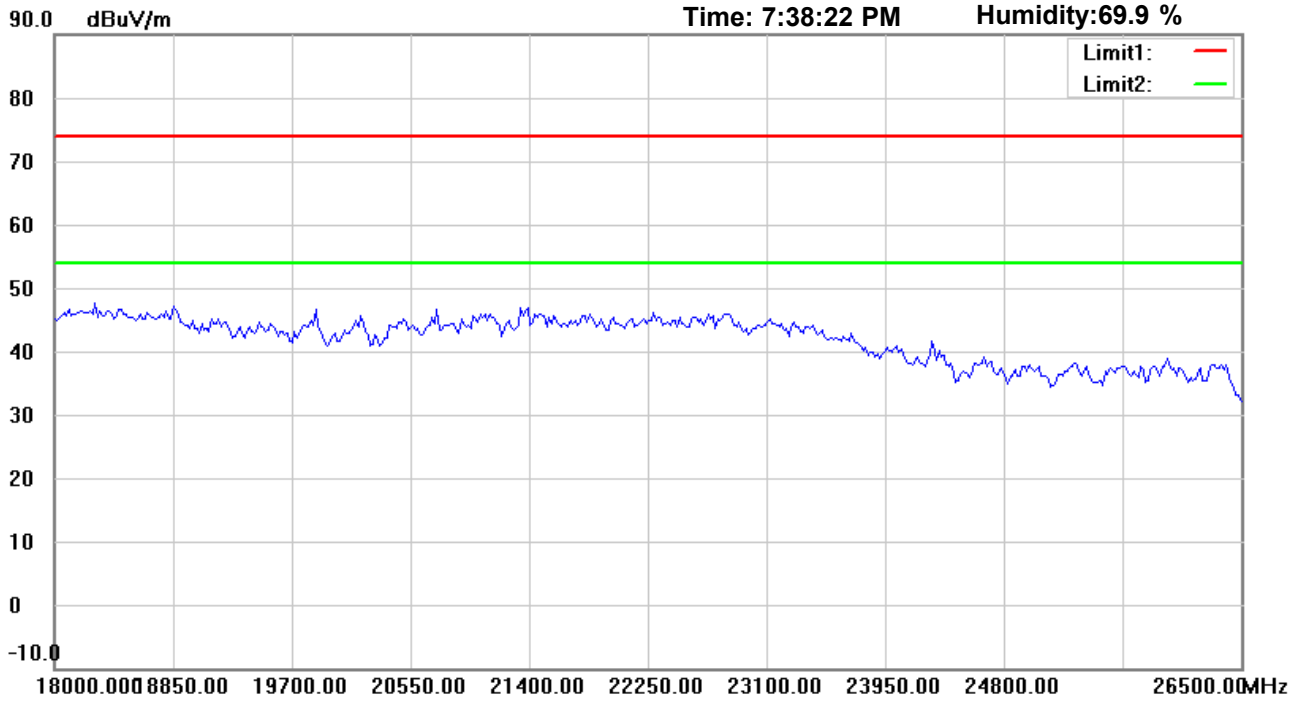

Site : Chamber

Condition : FCC_part 15 RE-Class C_Above 1GHz_PK

Polarization: *Horizontal*

EUT : W6M21803-17987

Power : 120 Va.c.

M/N:

Distance: 3m

Test Mode : TX 802.11n20 CH6

Note :

Mk.	Frequency (MHz)	Reading (dBuV)	Detector	Corr. factor (dB/m)	Result (dBuV/m)	Limit (dBuV/m)	Ant.Pos (cm)	Tab.Pos (deg.)	Margin (dB)	Comment

*:Maximum data x:Over limit !:over margin

Address:6F.,No.58,Ln 188,Ruey Kuang Rd,Neihu,Taipei
Tel:+886-2-6606-8877
Fax:+886-2-6606-8879

Radiated Emission Measurement

Operator: Sky

File :3 | Data :#10 | Date: 4/27/2018 | Time: 7:41:46 PM | Temperature:21.5 ℃ | Humidity:69.9 %

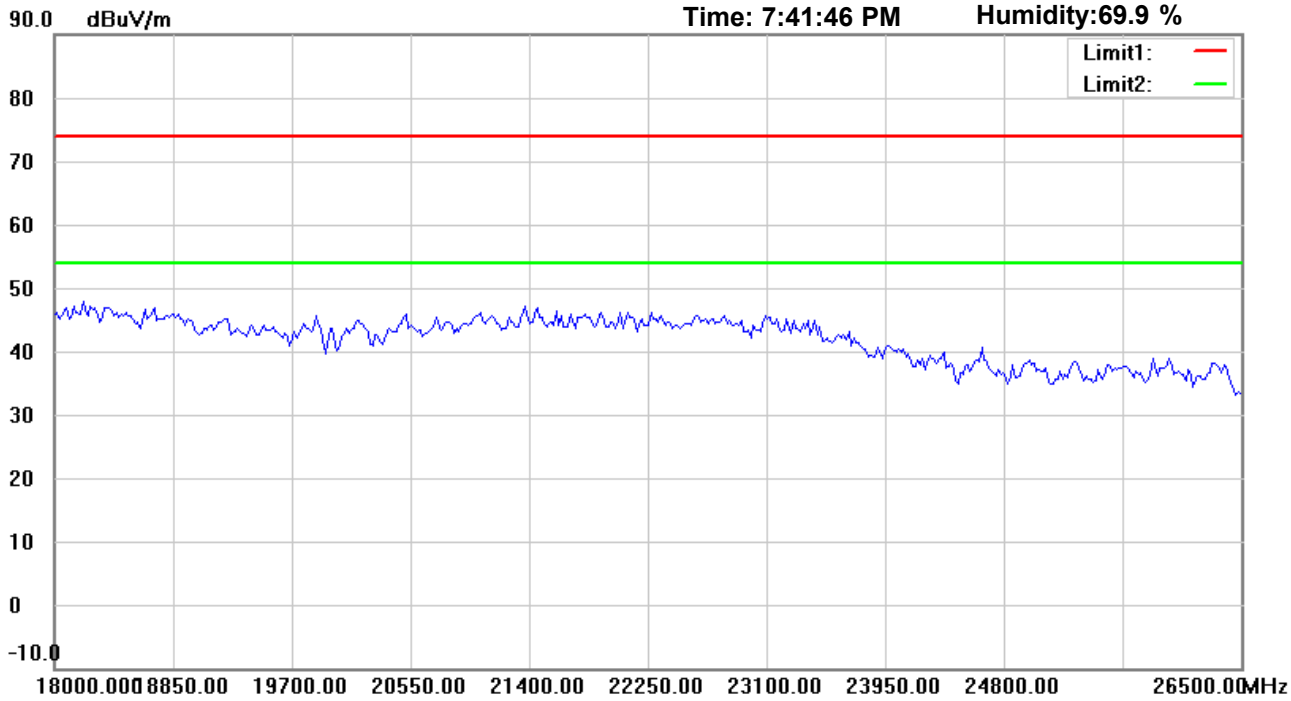

Site : Chamber

Condition : FCC_part 15 RE-Class C_Above 1GHz_PK

Polarization: *Vertical*

EUT : W6M21803-17987

Power : 120 Va.c.

M/N:

Distance: 3m

Test Mode : TX 802.11n20 CH6

Note :

Mk.	Frequency (MHz)	Reading (dBuV)	Detector	Corr. factor (dB/m)	Result (dBuV/m)	Limit (dBuV/m)	Ant.Pos (cm)	Tab.Pos (deg.)	Margin (dB)	Comment

*:Maximum data x:Over limit !:over margin

Address:6F.,No.58,Ln 188,Ruey Kuang Rd,Neihu,Taipei
Tel:+886-2-6606-8877
Fax:+886-2-6606-8879

Radiated Emission Measurement

Operator: Vincent

File :1 Data :#1 Date: 5/2/2018 Time: 11:32:44 AM

Temperature:26.3 ℃
Humidity:70.5 %

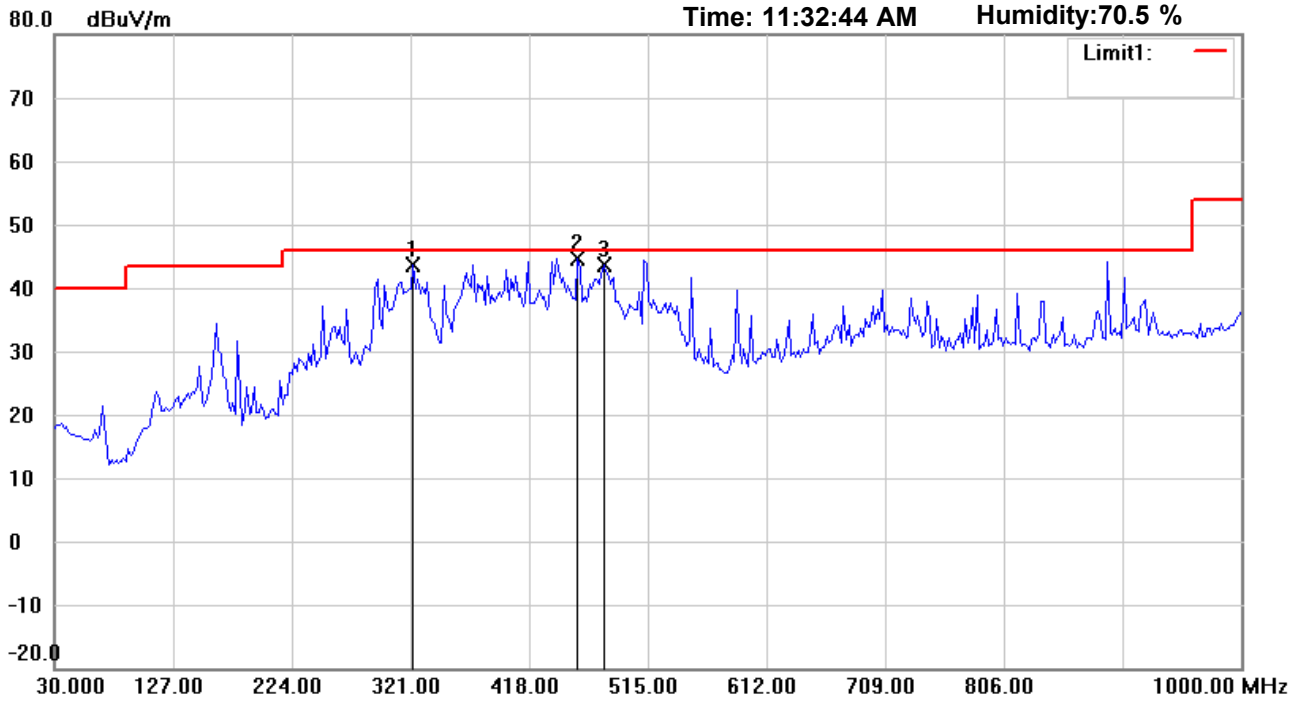

Site : Chamber

Condition : FCC_part 15 RE-Class C_30-1000MHz

Polarization: *Horizontal*

EUT : W6M21803-17987

Power : 120 Va.c.

M/N:

Distance: 3m

Test Mode : TX 802.11n20 CH11

Note :

Mk.	Frequency (MHz)	Reading (dBuV)	Detector	Corr. factor (dB/m)	Result (dBuV/m)	Limit (dBuV/m)	Ant.Pos (cm)	Tab.Pos (deg.)	Margin (dB)	Comment
	323.5271	48.79	peak	-5.08	43.71	46.00	100	150	-2.29	
*	457.6553	47.52	peak	-2.93	44.59	46.00	100	37	-1.41	
	479.0380	46.18	peak	-2.52	43.66	46.00	100	290	-2.34	

*:Maximum data x:Over limit !:over margin

Address:6F.,No.58,Ln 188,Ruey Kuang Rd,Neihu,Taipei
Tel:+886-2-6606-8877
Fax:+886-2-6606-8879

Radiated Emission Measurement

Operator: Vincent

File :1 Data :#2 Date: 5/2/2018 Time: 11:33:44 AM

Temperature:26.3 ℃
Humidity:70.5 %

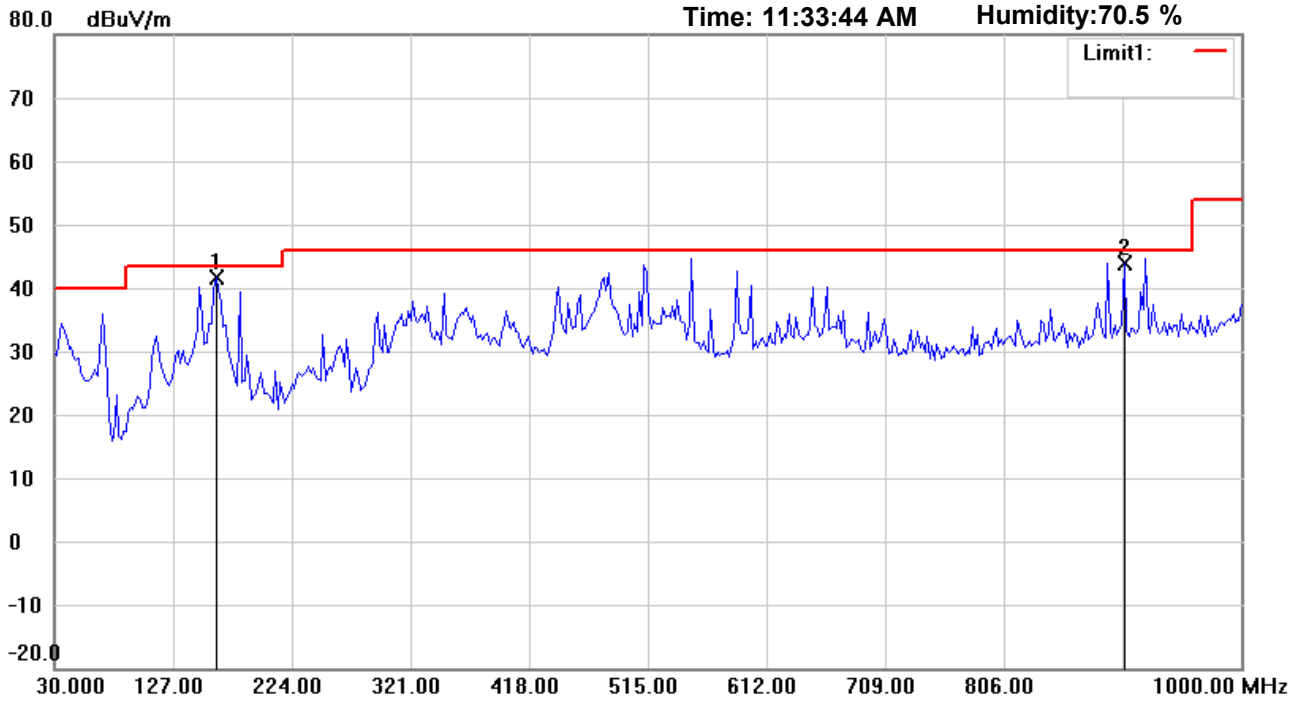

Site : Chamber

Condition : FCC_part 15 RE-Class C_30-1000MHz

Polarization: *Vertical*

EUT : W6M21803-17987

Power : 120 Va.c.

M/N:

Distance: 3m

Test Mode : TX 802.11n20 CH11

Note :

Mk.	Frequency (MHz)	Reading (dBuV)	Detector	Corr. factor (dB/m)	Result (dBuV/m)	Limit (dBuV/m)	Ant.Pos (cm)	Tab.Pos (deg.)	Margin (dB)	Comment
*	162.1844	50.54	peak	-8.89	41.65	43.50	100	220	-1.85	
	904.7495	38.80	peak	4.96	43.76	46.00	100	160	-2.24	

*:Maximum data x:Over limit !:over margin

Address:6F.,No.58,Ln 188,Ruey Kuang Rd,Neihu,Taipei
Tel:+886-2-6606-8877
Fax:+886-2-6606-8879

Radiated Emission Measurement

Operator: Sky

File :3 | Data :#1 | Date: 4/27/2018 | Time: 7:46:47 PM | Temperature:21.5 ℃ | Humidity:69.9 %

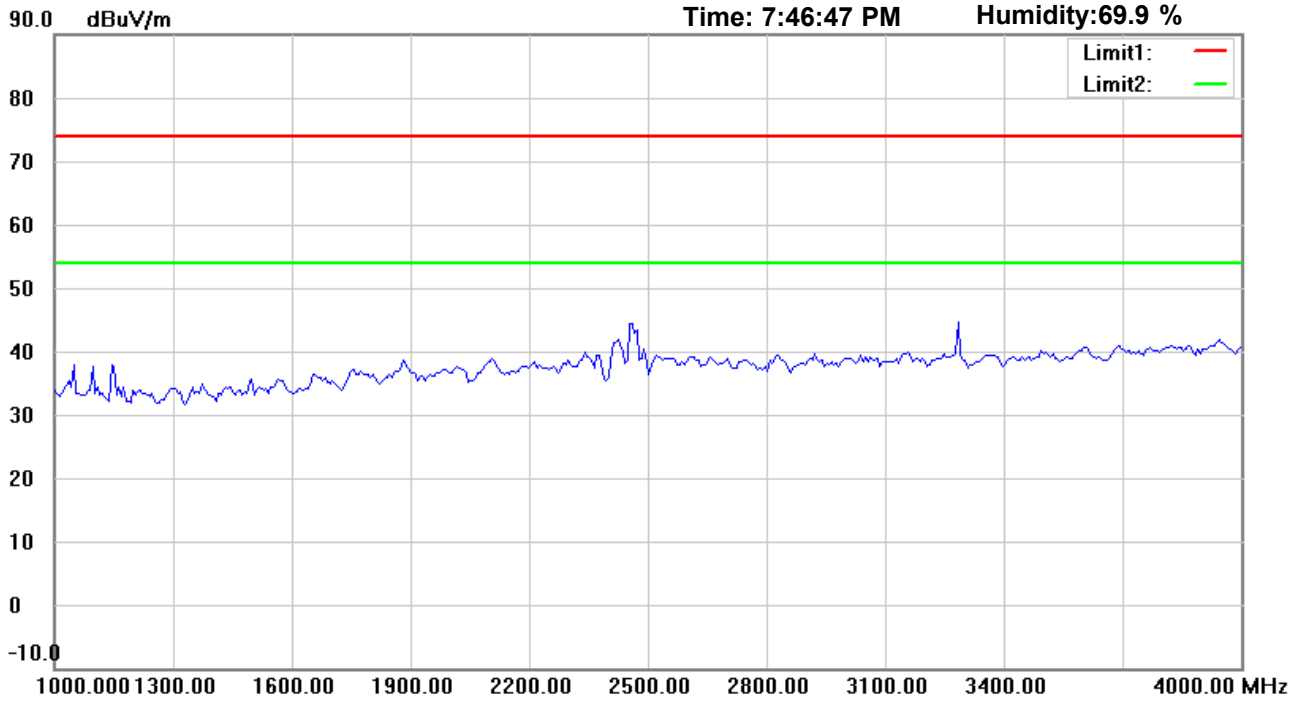

Site : Chamber

Condition : FCC_part 15 RE-Class C_Above 1GHz_PK

Polarization: *Horizontal*

EUT : W6M21803-17987

Power : 120 Va.c.

M/N:

Distance: 3m

Test Mode : TX 802.11n20 CH11

Note :

Mk.	Frequency (MHz)	Reading (dBuV)	Detector	Corr. factor (dB/m)	Result (dBuV/m)	Limit (dBuV/m)	Ant.Pos (cm)	Tab.Pos (deg.)	Margin (dB)	Comment

*:Maximum data x:Over limit !:over margin

Address:6F.,No.58,Ln 188,Ruey Kuang Rd,Neihu,Taipei
Tel:+886-2-6606-8877
Fax:+886-2-6606-8879

Radiated Emission Measurement

Operator: Sky

File :3 | Data :#6 | Date: 4/27/2018 | Time: 7:50:17 PM | Temperature:21.5 ℃ | Humidity:69.9 %

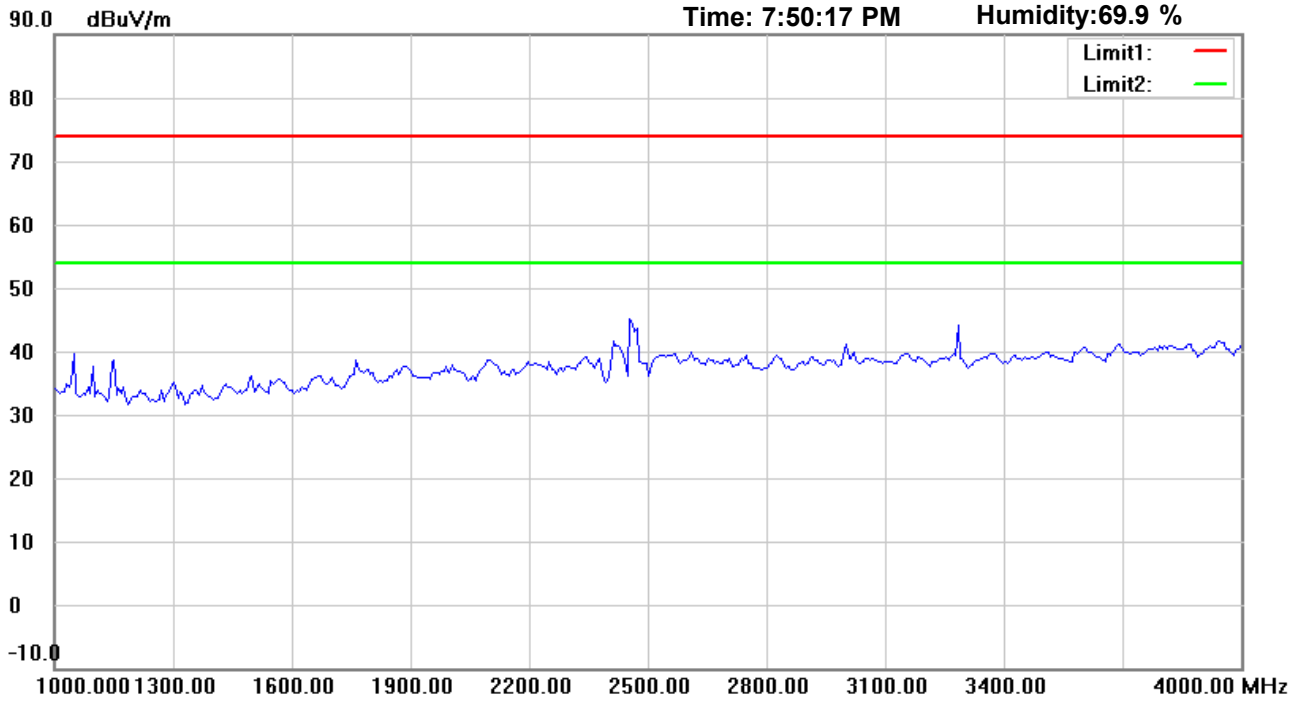

Site : Chamber

Condition : FCC_part 15 RE-Class C_Above 1GHz_PK

Polarization: *Vertical*

EUT : W6M21803-17987

Power : 120 Va.c.

M/N:

Distance: 3m

Test Mode : TX 802.11n20 CH11

Note :

Mk.	Frequency (MHz)	Reading (dBuV)	Detector	Corr. factor (dB/m)	Result (dBuV/m)	Limit (dBuV/m)	Ant.Pos (cm)	Tab.Pos (deg.)	Margin (dB)	Comment

*:Maximum data x:Over limit !:over margin

Address:6F.,No.58,Ln 188,Ruey Kuang Rd,Neihu,Taipei
Tel:+886-2-6606-8877
Fax:+886-2-6606-8879

Radiated Emission Measurement

Operator: Sky

File :3 | Data :#2 | Date: 4/27/2018 | Time: 7:47:47 PM | Temperature:21.5 ℃ | Humidity:69.9 %

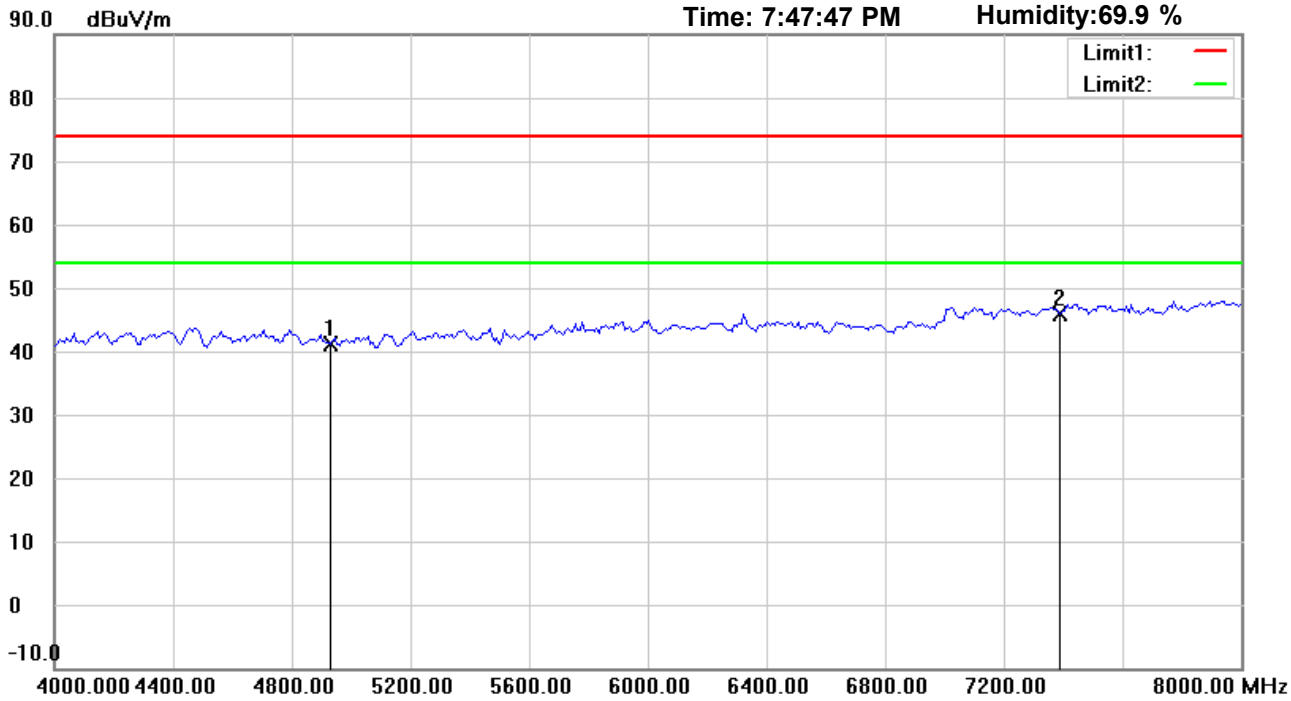

Site : Chamber

Condition : FCC_part 15 RE-Class C_Above 1GHz_PK

Polarization: *Horizontal*

EUT : W6M21803-17987

Power : 120 Va.c.

M/N:

Distance: 3m

Test Mode : TX 802.11n20 CH11

Note :

Mk.	Frequency (MHz)	Reading (dBuV)	Detector	Corr. factor (dB/m)	Result (dBuV/m)	Limit (dBuV/m)	Ant.Pos (cm)	Tab.Pos (deg.)	Margin (dB)	Comment
	4924.000	40.43	peak	0.71	41.14	74.00	150	10	-32.86	
*	7386.000	39.99	peak	5.99	45.98	74.00	150	60	-28.02	

*:Maximum data x:Over limit !:over margin

Address:6F.,No.58,Ln 188,Ruey Kuang Rd,Neihu,Taipei
Tel:+886-2-6606-8877
Fax:+886-2-6606-8879

Radiated Emission Measurement

Operator: Sky

File :3 | Data :#7 | Date: 4/27/2018 | Time: 7:51:18 PM | Temperature:21.5 ℃ | Humidity:69.9 %

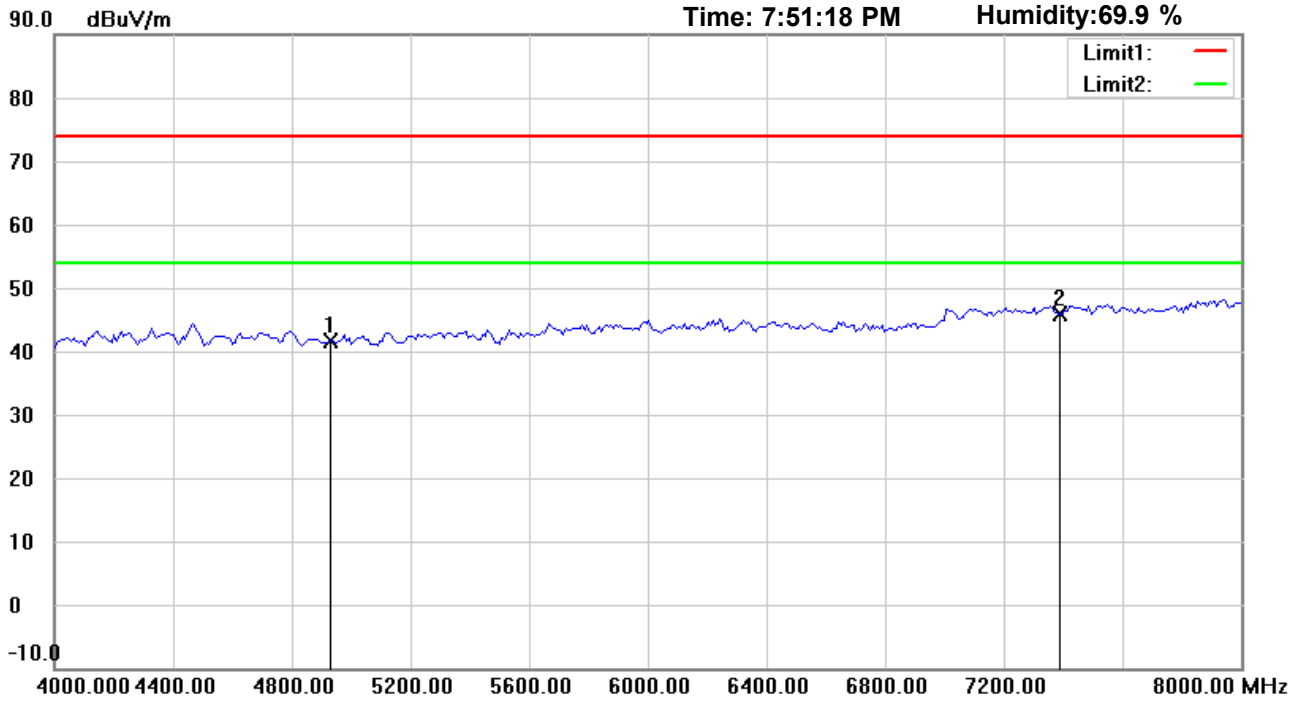

Site : Chamber

Condition : FCC_part 15 RE-Class C_Above 1GHz_PK

Polarization: *Vertical*

EUT : W6M21803-17987

Power : 120 Va.c.

M/N:

Distance: 3m

Test Mode : TX 802.11n20 CH11

Note :

Mk.	Frequency (MHz)	Reading (dBuV)	Detector	Corr. factor (dB/m)	Result (dBuV/m)	Limit (dBuV/m)	Ant.Pos (cm)	Tab.Pos (deg.)	Margin (dB)	Comment
	4924.000	40.93	peak	0.71	41.64	74.00	150	30	-32.36	
*	7386.000	39.79	peak	5.99	45.78	74.00	150	210	-28.22	

*:Maximum data x:Over limit !:over margin

Address:6F.,No.58,Ln 188,Ruey Kuang Rd,Neihu,Taipei
Tel:+886-2-6606-8877
Fax:+886-2-6606-8879

Radiated Emission Measurement

Operator: Sky

File :3 | Data :#3 | Date: 4/27/2018 | Time: 7:48:53 PM | Temperature:21.5 ℃ | Humidity:69.9 %

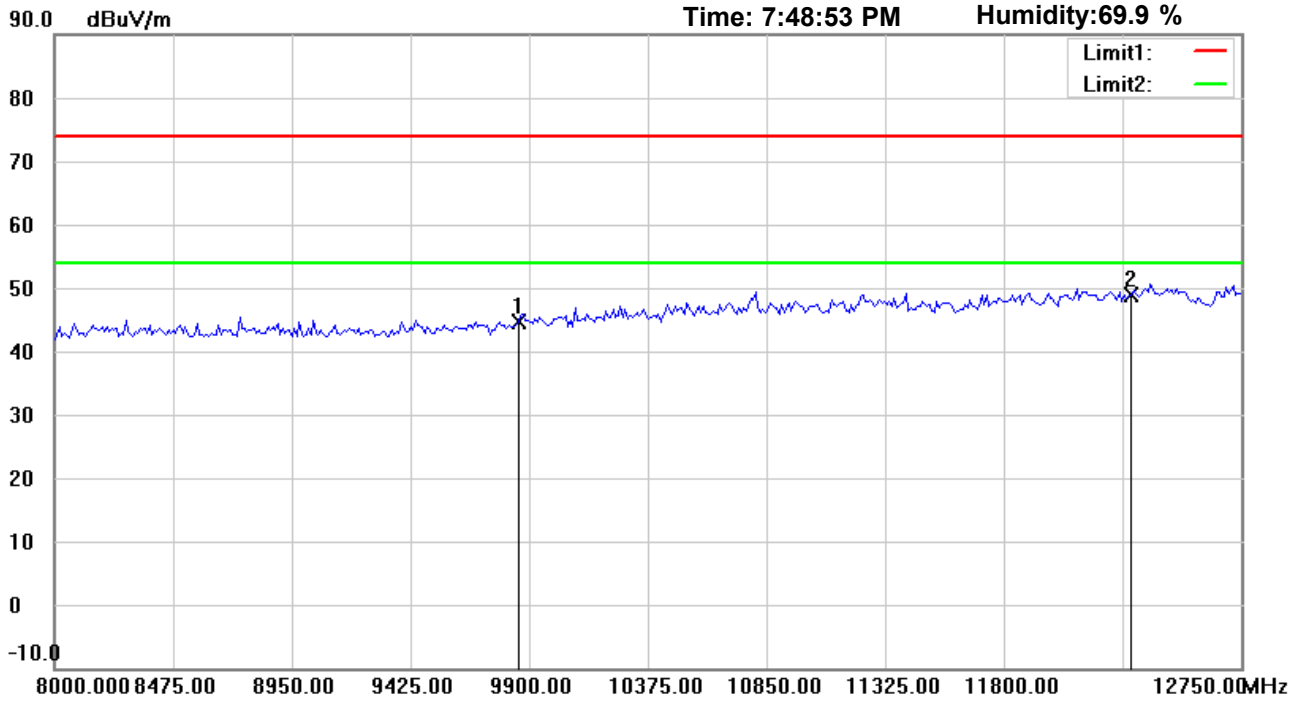

Site : Chamber

Condition : FCC_part 15 RE-Class C_Above 1GHz_PK

Polarization: *Horizontal*

EUT : W6M21803-17987

Power : 120 Va.c.

M/N:

Distance: 3m

Test Mode : TX 802.11n20 CH11

Note :

Mk.	Frequency (MHz)	Reading (dBuV)	Detector	Corr. factor (dB/m)	Result (dBuV/m)	Limit (dBuV/m)	Ant.Pos (cm)	Tab.Pos (deg.)	Margin (dB)	Comment
	9848.000	35.33	peak	9.27	44.60	74.00	150	75	-29.40	
*	12310.000	34.38	peak	14.62	49.00	74.00	150	240	-25.00	

*:Maximum data x:Over limit !:over margin

Address:6F.,No.58,Ln 188,Ruey Kuang Rd,Neihu,Taipei
Tel:+886-2-6606-8877
Fax:+886-2-6606-8879

Radiated Emission Measurement

Operator: Sky

File :3 | Data :#8 | Date: 4/27/2018 | Time: 7:52:17 PM | Temperature:21.5 ℃ | Humidity:69.9 %

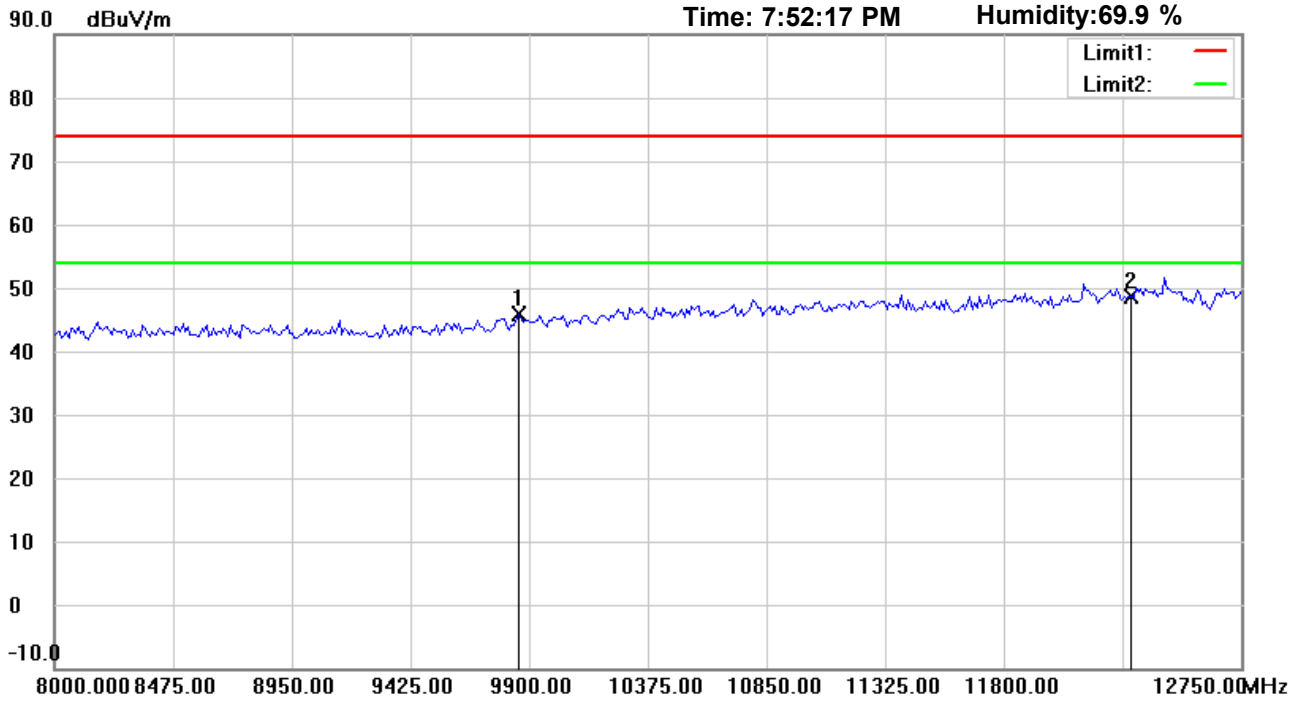

Site : Chamber

Condition : FCC_part 15 RE-Class C_Above 1GHz_PK

Polarization: *Vertical*

EUT : W6M21803-17987

Power : 120 Va.c.

M/N:

Distance: 3m

Test Mode : TX 802.11n20 CH11

Note :

Mk.	Frequency (MHz)	Reading (dBuV)	Detector	Corr. factor (dB/m)	Result (dBuV/m)	Limit (dBuV/m)	Ant.Pos (cm)	Tab.Pos (deg.)	Margin (dB)	Comment
	9848.000	36.63	peak	9.27	45.90	74.00	150	255	-28.10	
*	12310.000	33.91	peak	14.62	48.53	74.00	150	170	-25.47	

*:Maximum data x:Over limit !:over margin

Address:6F.,No.58,Ln 188,Ruey Kuang Rd,Neihu,Taipei
Tel:+886-2-6606-8877
Fax:+886-2-6606-8879

Radiated Emission Measurement

Operator: Sky

File :3 | Data :#4 | Date: 4/27/2018 | Time: 7:49:07 PM | Temperature:21.5 ℃ | Humidity:69.9 %

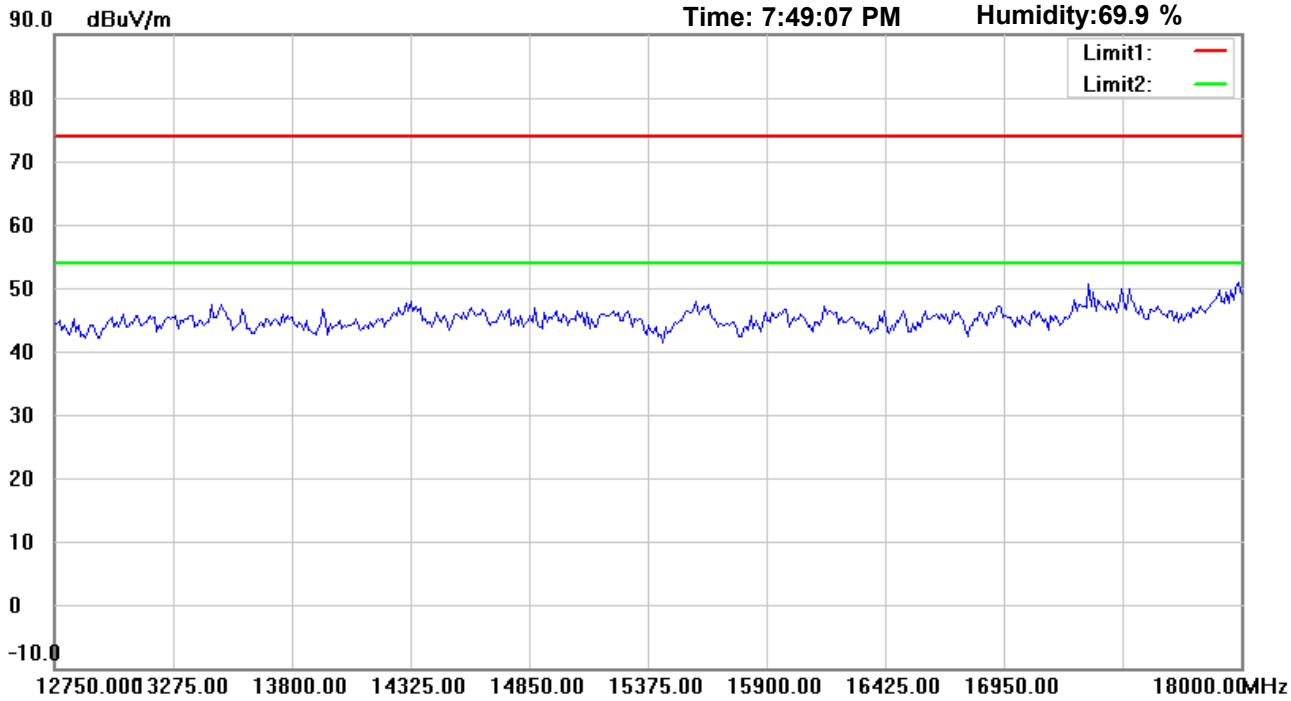

Site : Chamber

Condition : FCC_part 15 RE-Class C_Above 1GHz_PK

Polarization: *Horizontal*

EUT : W6M21803-17987

Power : 120 Va.c.

M/N:

Distance: 3m

Test Mode : TX 802.11n20 CH11

Note :

Mk.	Frequency (MHz)	Reading (dBuV)	Detector	Corr. factor (dB/m)	Result (dBuV/m)	Limit (dBuV/m)	Ant.Pos (cm)	Tab.Pos (deg.)	Margin (dB)	Comment

*:Maximum data x:Over limit !:over margin

Address:6F.,No.58,Ln 188,Ruey Kuang Rd,Neihu,Taipei
Tel:+886-2-6606-8877
Fax:+886-2-6606-8879

Radiated Emission Measurement

Operator: Sky

File :3 | Data :#9 | Date: 4/27/2018 | Time: 7:52:31 PM | Temperature:21.5 ℃ | Humidity:69.9 %

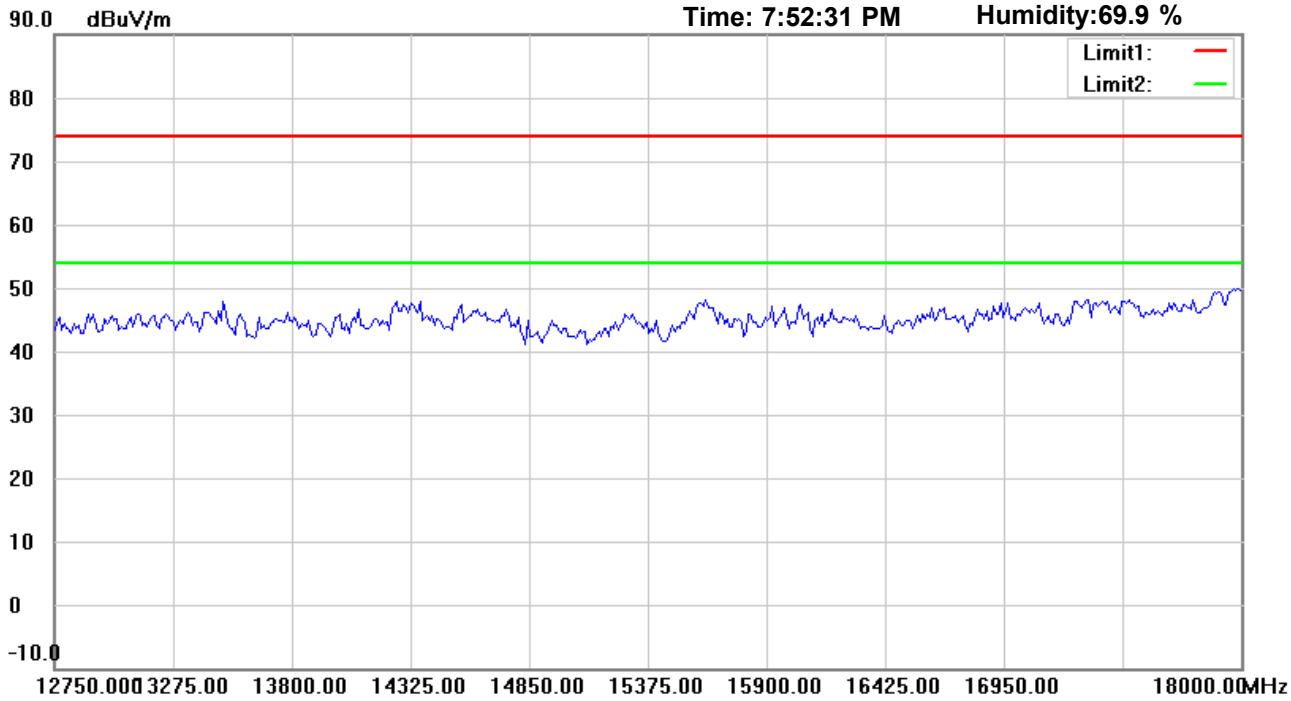

Site : Chamber

Condition : FCC_part 15 RE-Class C_Above 1GHz_PK

Polarization: *Vertical*

EUT : W6M21803-17987

Power : 120 Va.c.

M/N:

Distance: 3m

Test Mode : TX 802.11n20 CH11

Note :

Mk.	Frequency (MHz)	Reading (dBuV)	Detector	Corr. factor (dB/m)	Result (dBuV/m)	Limit (dBuV/m)	Ant.Pos (cm)	Tab.Pos (deg.)	Margin (dB)	Comment

*:Maximum data x:Over limit !:over margin

Address:6F.,No.58,Ln 188,Ruey Kuang Rd,Neihu,Taipei
Tel:+886-2-6606-8877
Fax:+886-2-6606-8879

Radiated Emission Measurement

Operator: Sky

File :3 | Data :#5 | Date: 4/27/2018 | Time: 7:49:17 PM | Temperature:21.5 ℃ | Humidity:69.9 %

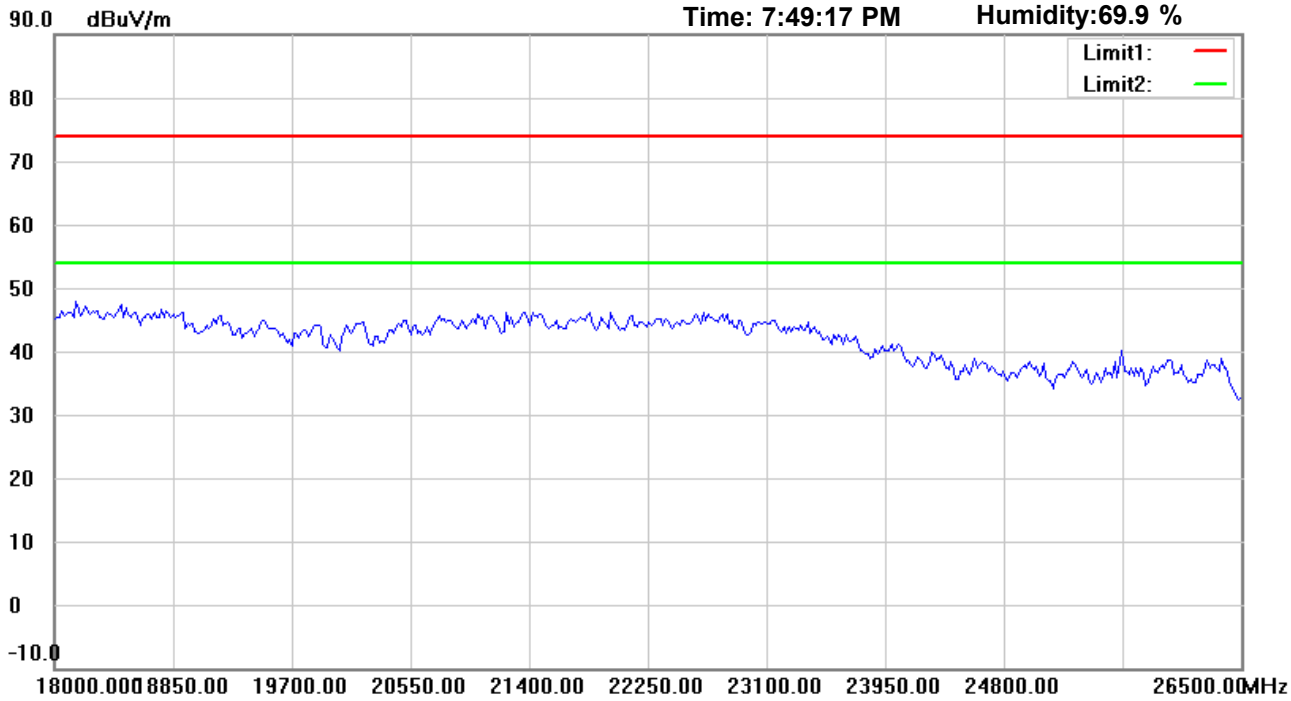

Site : Chamber

Condition : FCC_part 15 RE-Class C_Above 1GHz_PK

Polarization: *Horizontal*

EUT : W6M21803-17987

Power : 120 Va.c.

M/N:

Distance: 3m

Test Mode : TX 802.11n20 CH11

Note :

Mk.	Frequency (MHz)	Reading (dBuV)	Detector	Corr. factor (dB/m)	Result (dBuV/m)	Limit (dBuV/m)	Ant.Pos (cm)	Tab.Pos (deg.)	Margin (dB)	Comment

*:Maximum data x:Over limit !:over margin

Address:6F.,No.58,Ln 188,Ruey Kuang Rd,Neihu,Taipei
Tel:+886-2-6606-8877
Fax:+886-2-6606-8879

Radiated Emission Measurement

Operator: Sky

File :3 | Data :#10 | Date: 4/27/2018 | Time: 7:52:41 PM | Temperature:21.5 ℃ | Humidity:69.9 %

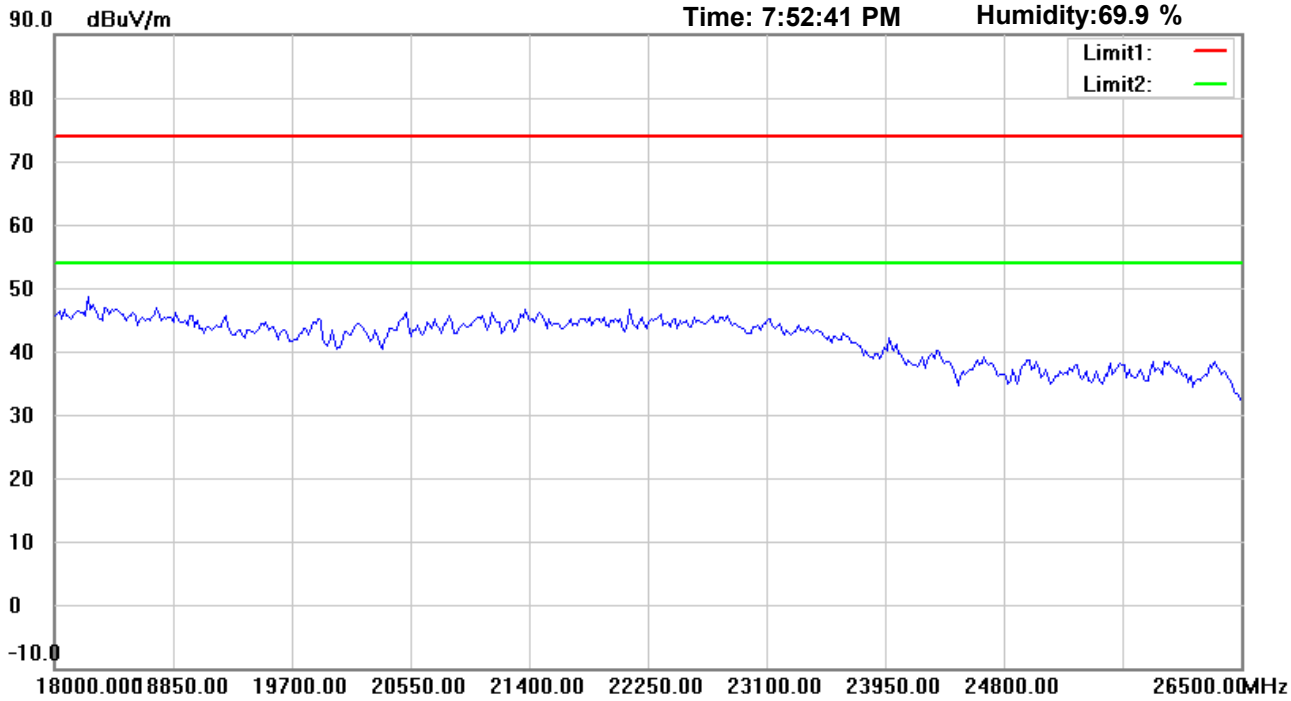

Site : Chamber

Condition : FCC_part 15 RE-Class C_Above 1GHz_PK

Polarization: *Vertical*

EUT : W6M21803-17987

Power : 120 Va.c.

M/N:

Distance: 3m

Test Mode : TX 802.11n20 CH11

Note :

Mk.	Frequency (MHz)	Reading (dBuV)	Detector	Corr. factor (dB/m)	Result (dBuV/m)	Limit (dBuV/m)	Ant.Pos (cm)	Tab.Pos (deg.)	Margin (dB)	Comment

*:Maximum data x:Over limit !:over margin