GSM 1900-LCH-GSM	GSM 1900-HCH-GSM
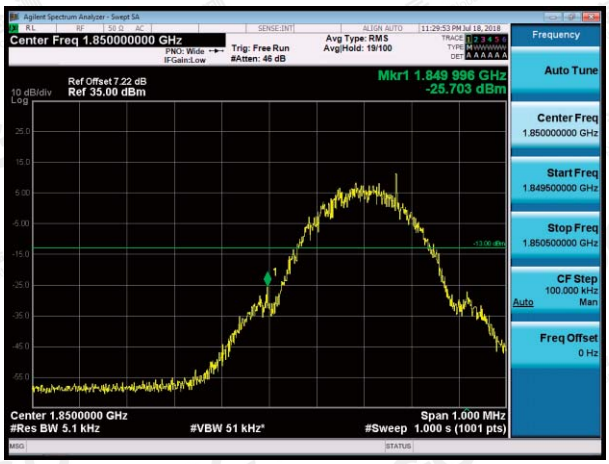	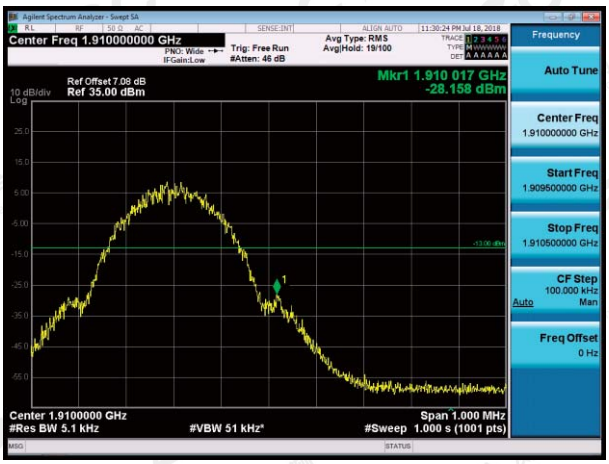

GSM 1900-LCH-GPRS	GSM 1900-HCH- GPRS
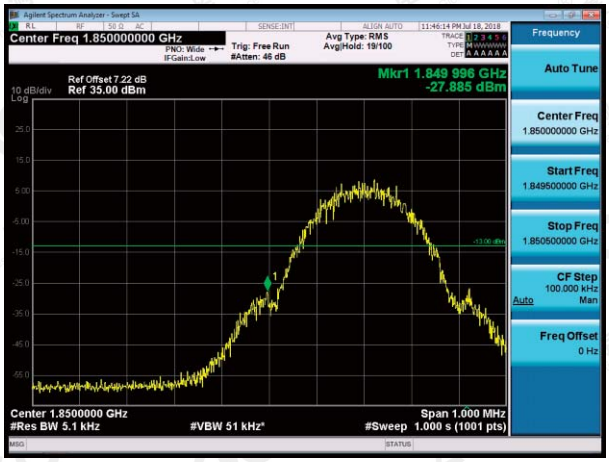	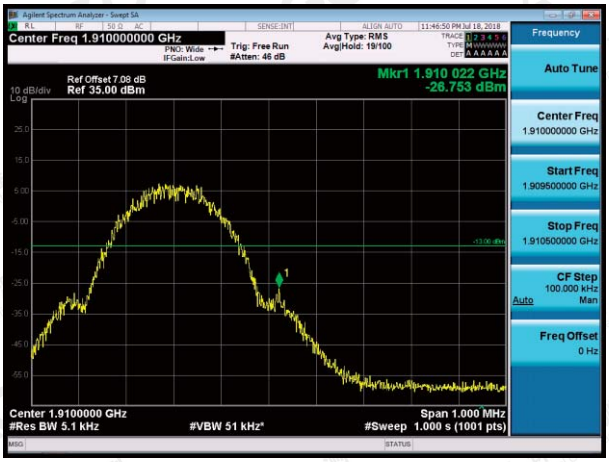

The results shown in this test report refer only to the sample(s) tested unless otherwise stated and the sample(s) are retained for 30 days only. The document is issued by AGC, this document cannot be reproduced except in full with our prior written permission. The more details and the authenticity of the report will be confirmed at http://www.agc-cert.com.

For WCDMA

Test Band=WCDMA850/WCDMA1900

Test Mode=UMTS

WCDMA 850-LCH	WCDMA 850-HCH
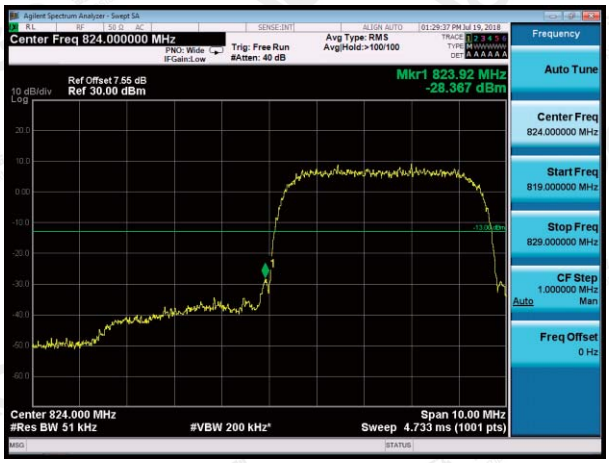	

WCDMA 1900-LCH	WCDMA 1900-HCH
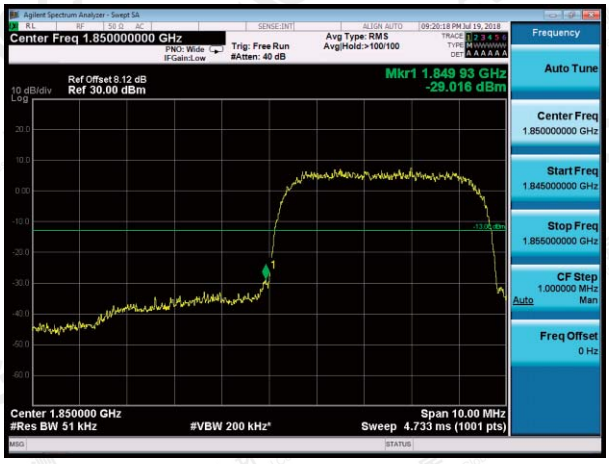	

The results shown in this test report refer only to the sample(s) tested unless otherwise stated and the sample(s) are retained for 30 days only. The document is issued by AGC, this document cannot be reproduced except in full with our prior written permission. The more details and the authenticity of the report will be confirmed at http://www.agc-cert.com.

9. SPURIOUS EMISSION

9.1 CONDUCTED SPURIOUS EMISSION

9.1.1MEASUREMENT METHOD

The following steps outline the procedure used to measure the conducted emissions from the EUT.

1. The level of the carrier and the various conducted spurious and harmonic frequency is measured by means of a calibrated spectrum analyzer. The spectrum is scanned from the lowest frequency generated in the equipment up to a frequency including its 10th harmonic. All out of band emissions are measured with a spectrum analyzer connected to the antenna terminal of the EUT while the EUT is operating at maximum power, and at the approximate frequencies. All data rates were investigated to determine the worst case configuration.

2. Determine frequency range for measurements: From CFR 2.1057 the spectrum should be investigated from the lowest radio frequency generated in the equipment up to at least the 10th harmonic of the carrier frequency. For the equipment of PCS1900 band, this equates to a frequency range of 30 MHz to 19.1 GHz, data taken from 30 MHz to 20 GHz. For GSM850, data taken from 30 MHz to 9 GHz.

3. Determine EUT transmit frequencies: the following typical channelswere chosen to conducted emissions testing.

The results shown in this test report refer only to the sample(s) tested unless otherwise stated and the sample(s) are retained for 30 days only. The document is issued by AGC, this document cannot be reproduced except in full with our prior written permission. The more details and the authenticity of the report will be confirmed at http://www.agc-cert.com.

Typical Channels for testing of GSM 850	
Channel	Frequency (MHz)
128	824.2
190	836.6
251	848.8

Typical Channels for testing of PCS 1900	
Channel	Frequency (MHz)
512	1850.2
661	1880.0
810	1909.8

Typical Channels for testing of UMTS band II	
Channel	Frequency (MHz)
9262	1852.4
9400	1880
9538	1907.6

Typical Channels for testing of UMTS band V	
Channel	Frequency (MHz)
4132	826.4
4182	836.4
4233	846.6

The results shown in this test report refer only to the sample(s) tested unless otherwise stated and the sample(s) are retained for 30 days only. The document is issued by AGC, this document cannot be reproduced except in full with our prior written permission. The more details and the authenticity of the report will be confirmed at http://www.agc-cert.com.

9.1.2 PROVISIONS APPLICABLE

On any frequency outside frequency band of the USPCS spectrum, the power of any emission shall be attenuated below the transmitter power (P, in Watts) by at least 43+10Log(P) dB. For all power levels +30 dBm to 0 dBm, this becomes a constant specification limit of -13 dBm.

The results shown in this test report refer only to the sample(s) tested unless otherwise stated and the sample(s) are retained for 30 days only. The document is issued by AGC, this document cannot be reproduced except in full with our prior written permission. The more details and the authenticity of the report will be confirmed at http://www.agc-cert.com.

9.1.3MEASUREMENT RESULT

Test Results

Test Band=GSM850/GSM1900

Test Mode=GSM/GPRS

GSM 850-LCH-GSM	GSM 850-LCH-GSM
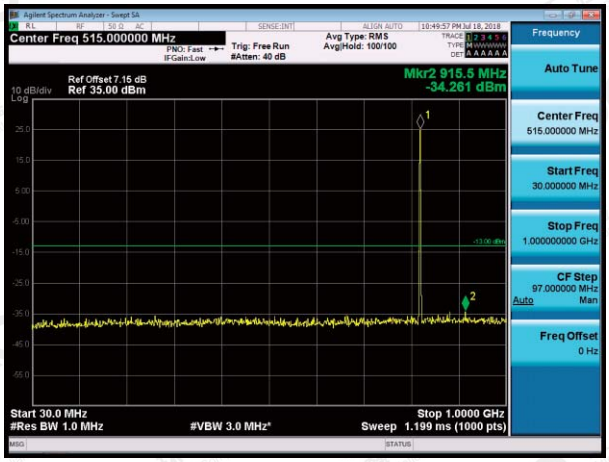	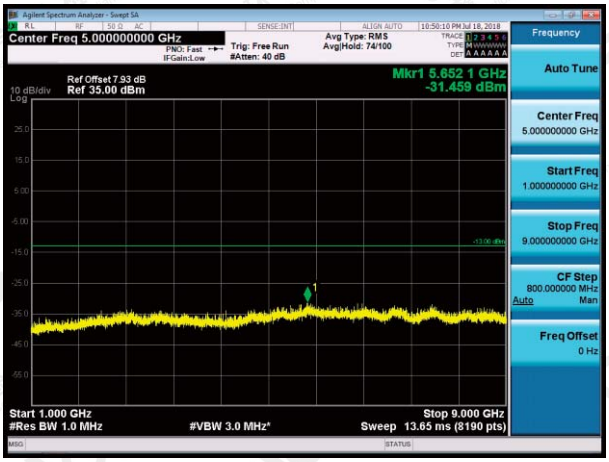

GSM 850-MCH-GSM	GSM 850-MCH-GSM
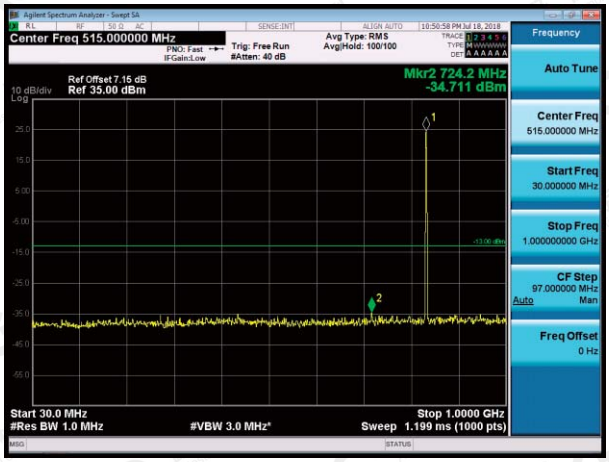	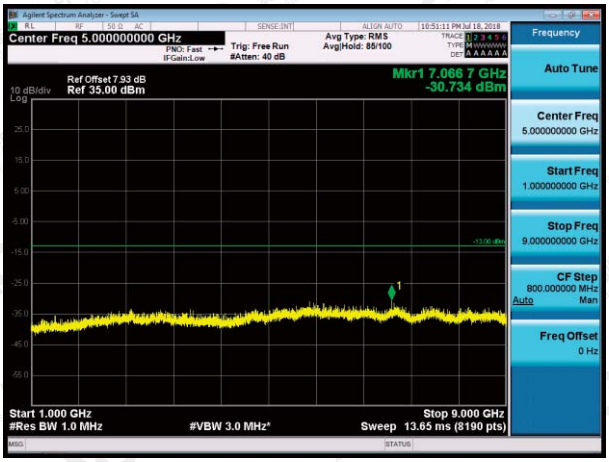

The results shown in this test report refer only to the sample(s) tested unless otherwise stated and the sample(s) are retained for 30 days only. The document is issued by AGC, this document cannot be reproduced except in full with our prior written permission. The more details and the authenticity of the report will be confirmed at http://www.agc-cert.com.

GSM 850-HCH-GSM	GSM 850-HCH-GSM
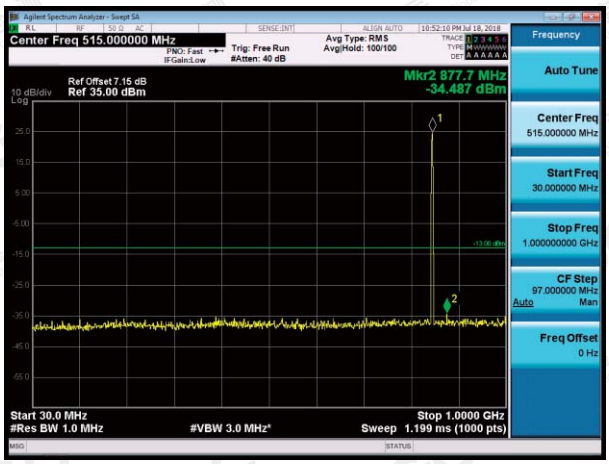	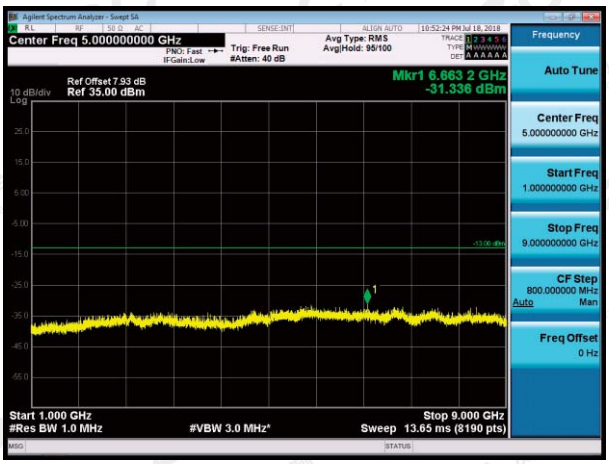

GSM 850-LCH-GPRS	GSM 850-LCH-GPRS
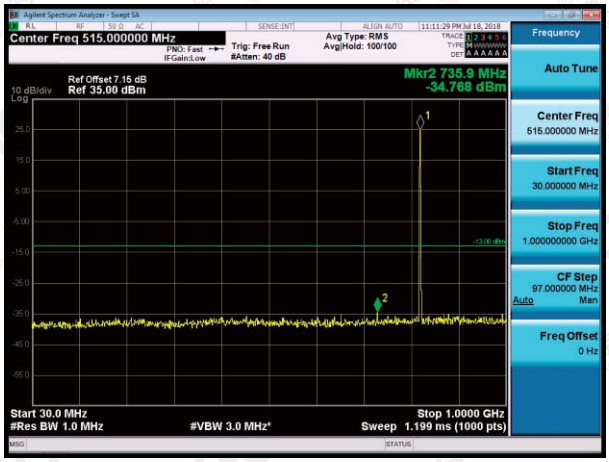	

GSM 850-MCH-GPRS	GSM 850-MCH-GPRS
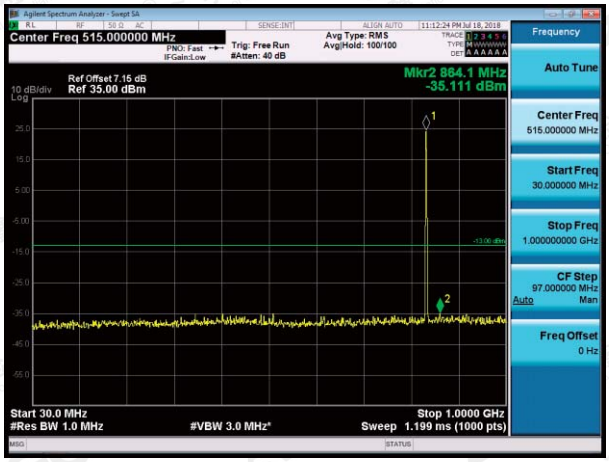	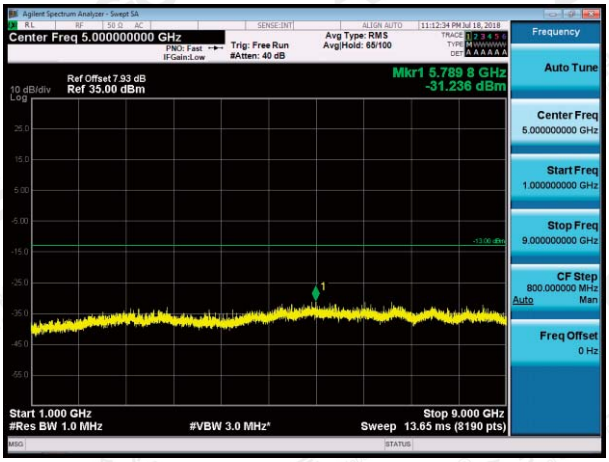

The results shown in this test report refer only to the sample(s) tested unless otherwise stated and the sample(s) are retained for 30 days only. The document is issued by AGC, this document cannot be reproduced except in full with our prior written permission. The more details and the authenticity of the report will be confirmed at http://www.agc-cert.com.

GSM 850-HCH-GPRS	GSM 850-HCH-GPRS
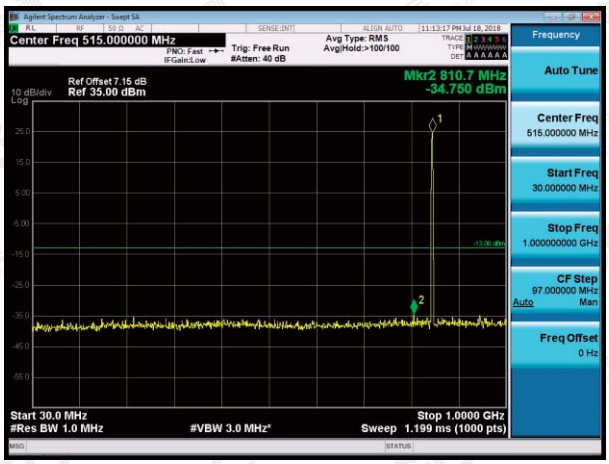	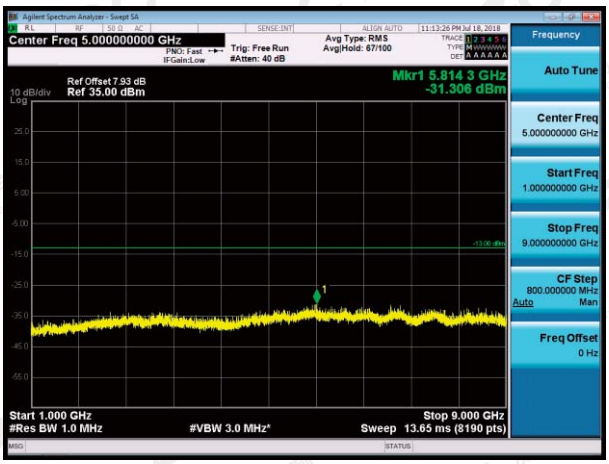

GSM 1900-LCH-GSM	GSM 1900-LCH-GSM
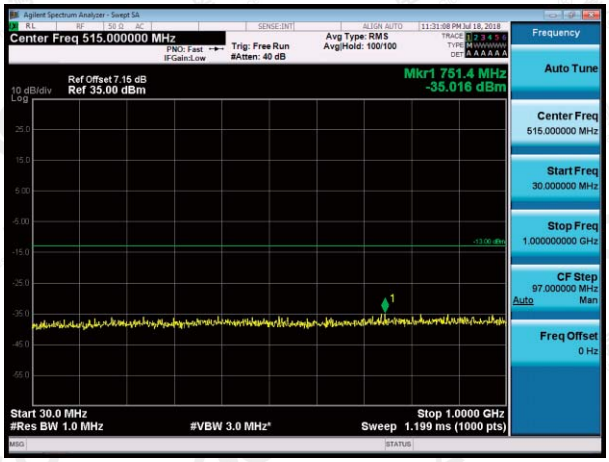	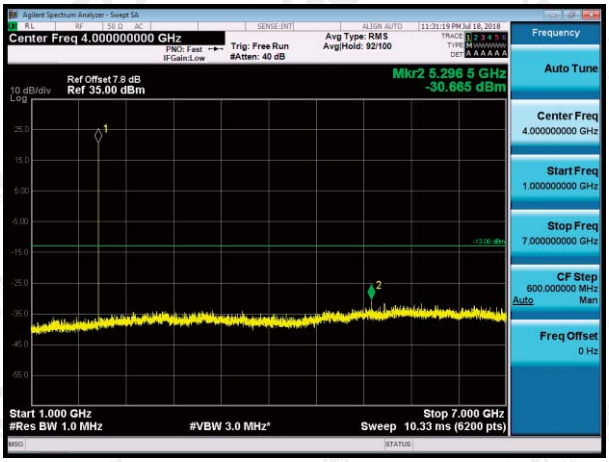

GSM 1900-LCH-GSM	GSM 1900-LCH-GSM
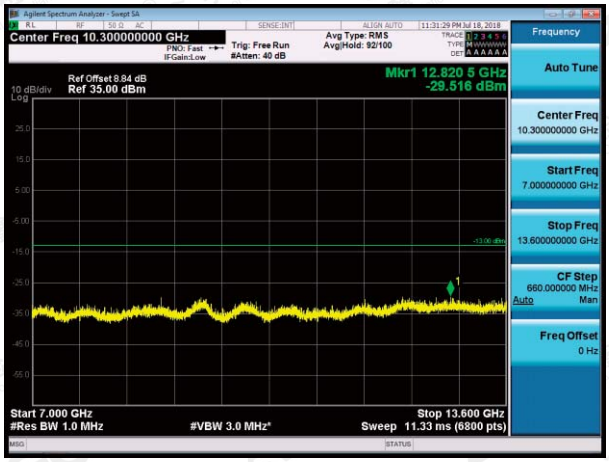	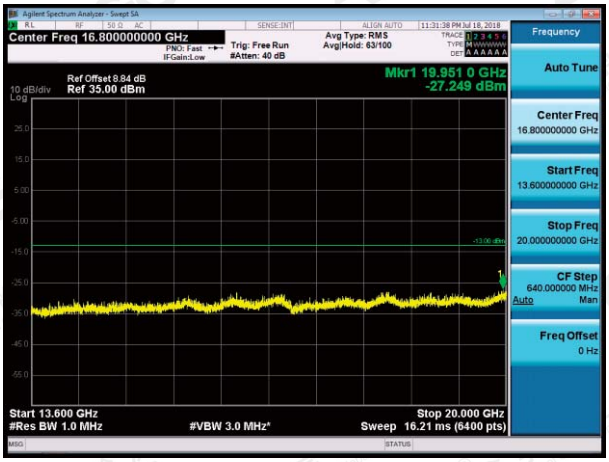

The results shown in this test report refer only to the sample(s) tested unless otherwise stated and the sample(s) are retained for 30 days only. The document is issued by AGC, this document cannot be reproduced except in full with our prior written permission. The more details and the authenticity of the report will be confirmed at http://www.agc-cert.com.

GSM 1900-MCH-GSM	GSM 1900-MCH-GSM
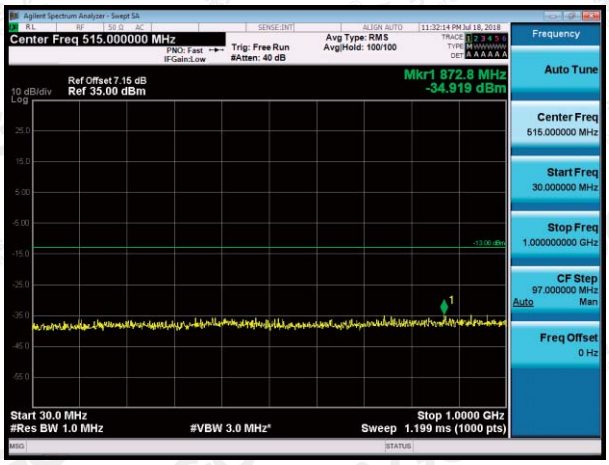	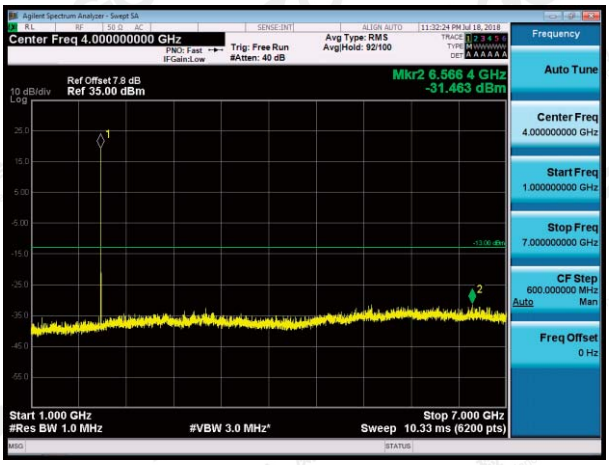

GSM 1900-MCH-GSM	GSM 1900-MCH-GSM
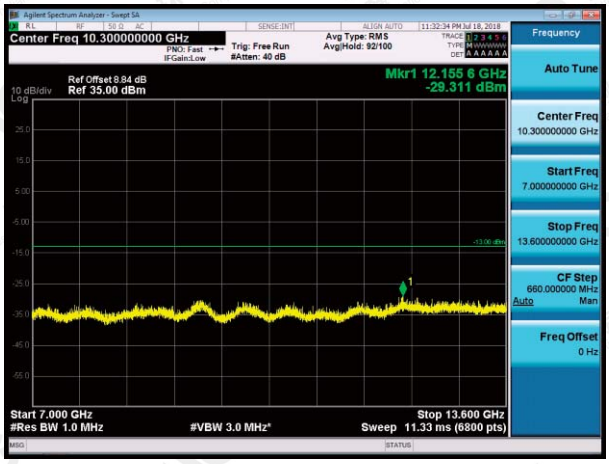	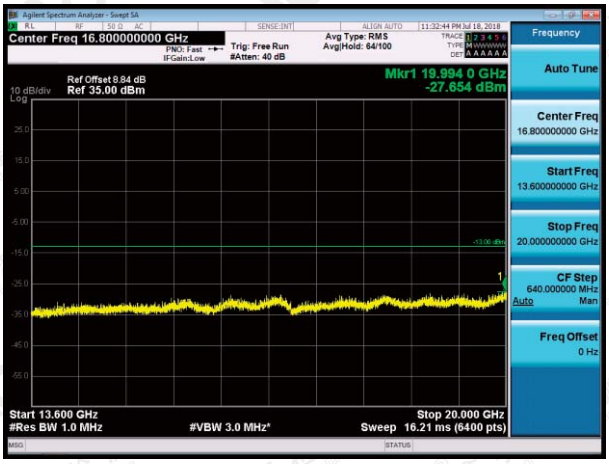

The results shown in this test report refer only to the sample(s) tested unless otherwise stated and the sample(s) are retained for 30 days only. The document is issued by AGC, this document cannot be reproduced except in full with our prior written permission. The more details and the authenticity of the report will be confirmed at http://www.agc-cert.com.

GSM 1900-HCH-GSM	GSM 1900-HCH-GSM
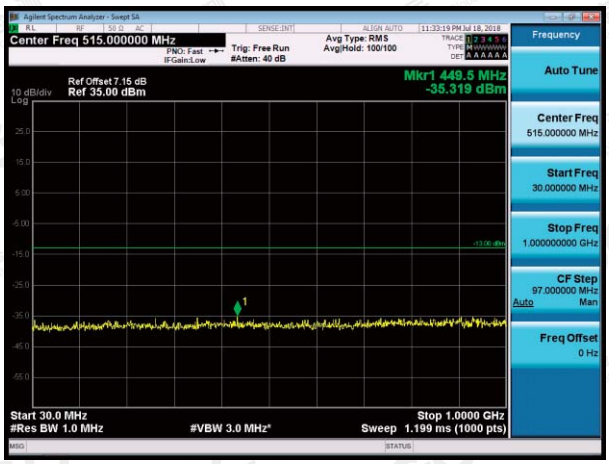	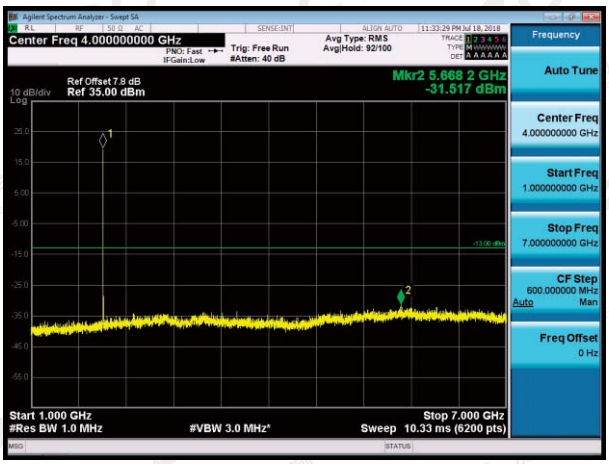

GSM 1900-HCH-GSM	GSM 1900-HCH-GSM
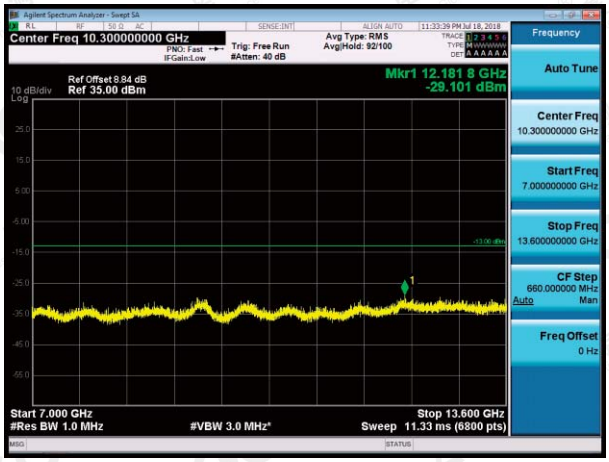	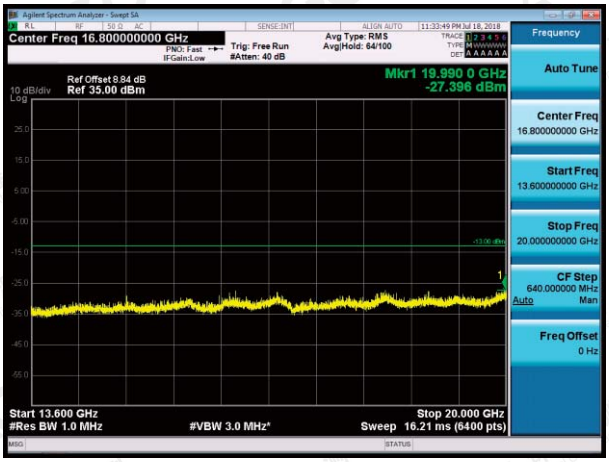

The results shown in this test report refer only to the sample(s) tested unless otherwise stated and the sample(s) are retained for 30 days only. The document is issued by AGC, this document cannot be reproduced except in full with our prior written permission. The more details and the authenticity of the report will be confirmed at http://www.agc-cert.com.

GSM 1900-LCH-GPRS	GSM 1900- LCH-GPRS
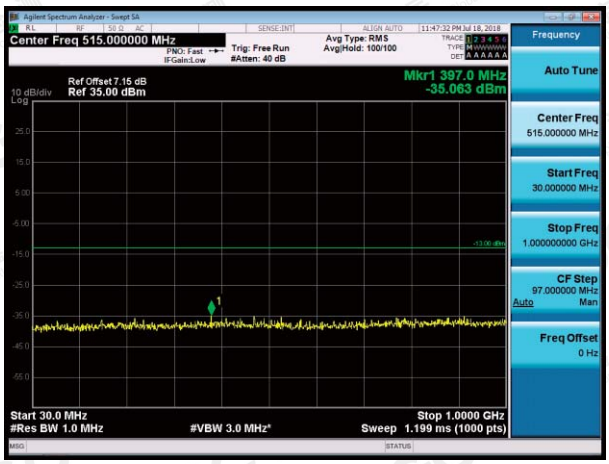	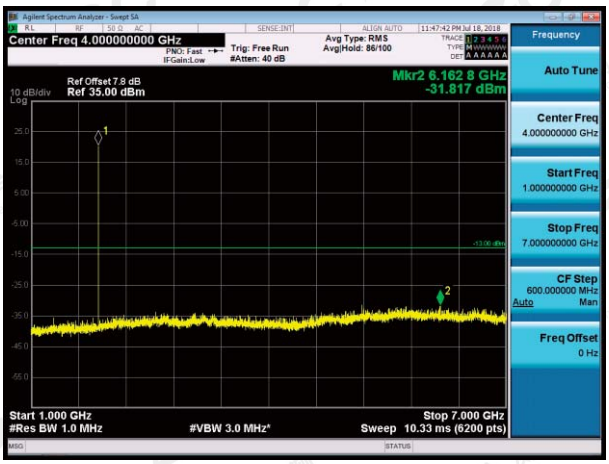

GSM 1900-LCH-GPRS	GSM 1900- LCH-GPRS
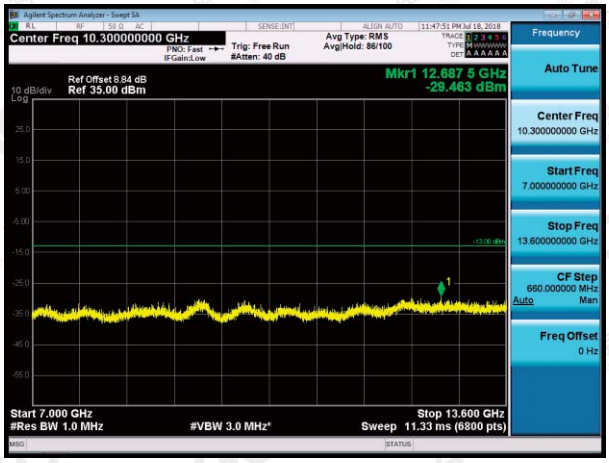	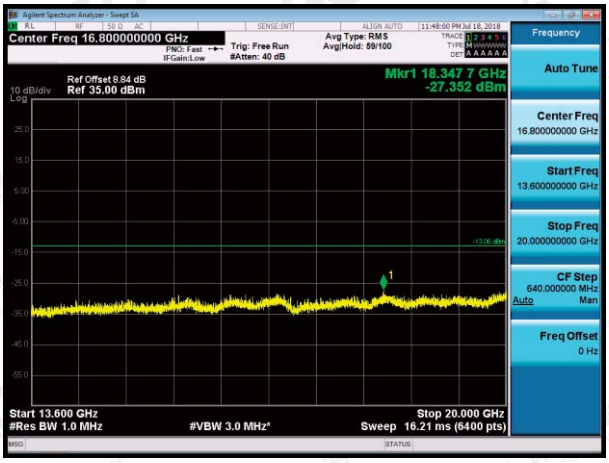

The results shown in this test report refer only to the sample(s) tested unless otherwise stated and the sample(s) are retained for 30 days only. The document is issued by AGC, this document cannot be reproduced except in full with our prior written permission. The more details and the authenticity of the report will be confirmed at http://www.agc-cert.com.

GSM 1900-MCH-GPRS	GSM 1900- MCH-GPRS
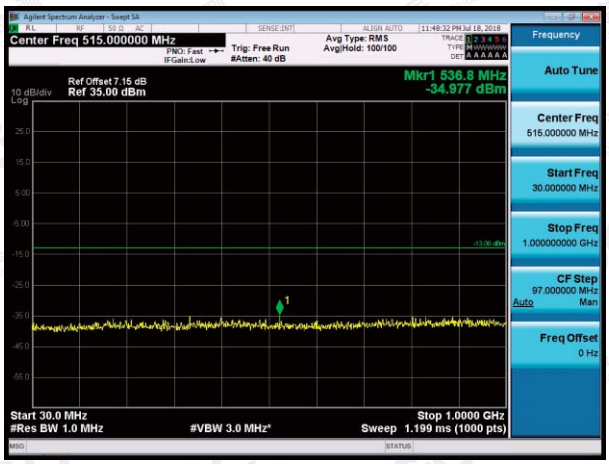	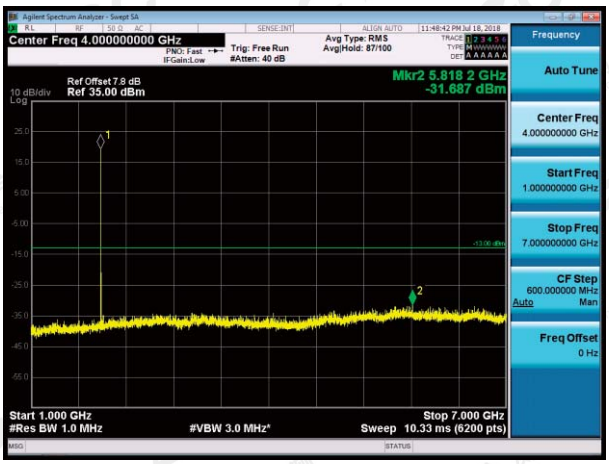

GSM 1900-MCH-GPRS	GSM 1900- MCH-GPRS
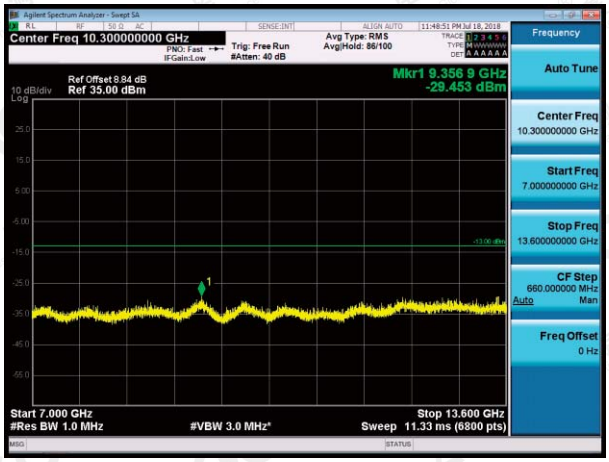	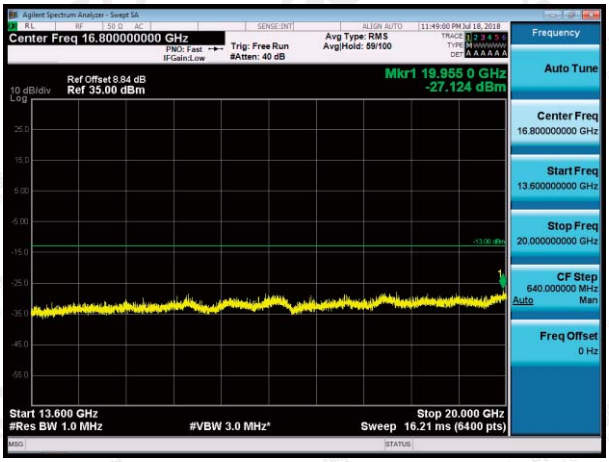

The results shown in this test report refer only to the sample(s) tested unless otherwise stated and the sample(s) are retained for 30 days only. The document is issued by AGC, this document cannot be reproduced except in full with our prior written permission. The more details and the authenticity of the report will be confirmed at http://www.agc-cert.com.

GSM 1900-HCH-GPRS	GSM 1900- HCH-GPRS
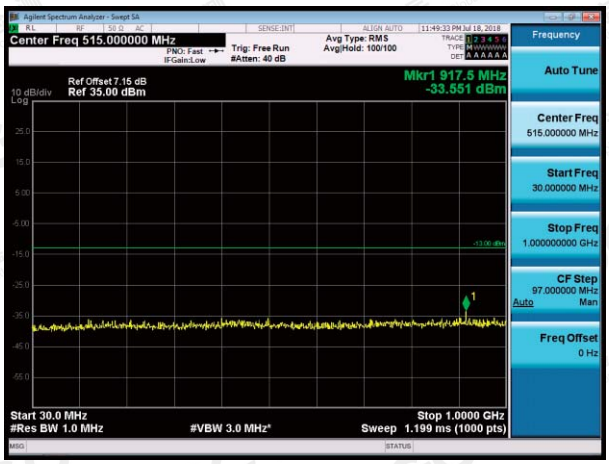	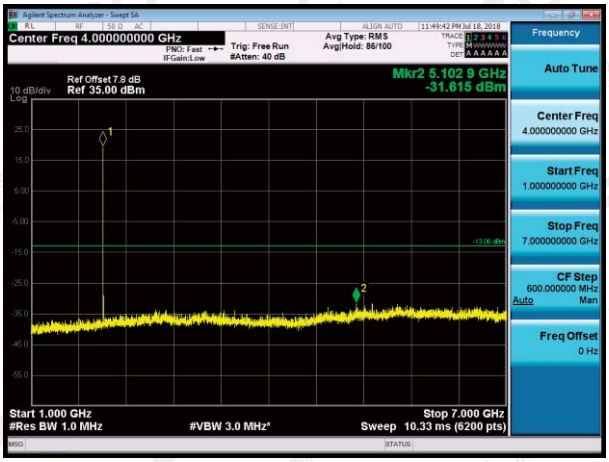

GSM 1900- HCH-GPRS	GSM 1900- HCH-GPRS
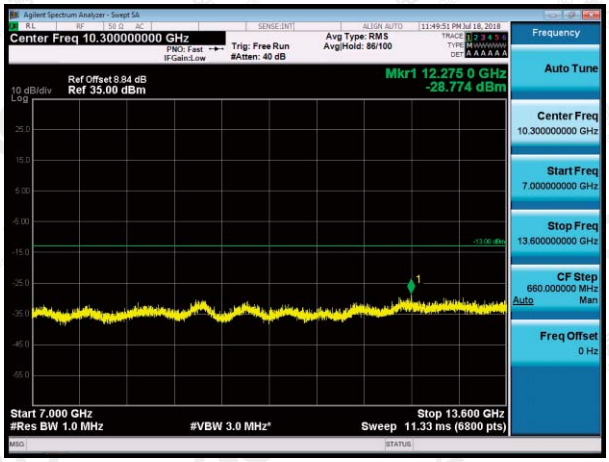	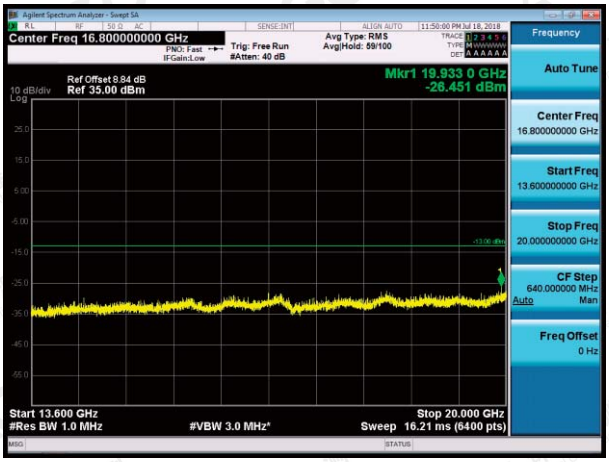

The results shown in this test report refer only to the sample(s) tested unless otherwise stated and the sample(s) are retained for 30 days only. The document is issued by AGC, this document cannot be reproduced except in full with our prior written permission. The more details and the authenticity of the report will be confirmed at http://www.agc-cert.com.

Test Band=WCDMA850/WCDMA1900

Test Mode=UMTS

WCDMA 850-LCH	WCDMA 850-LCH
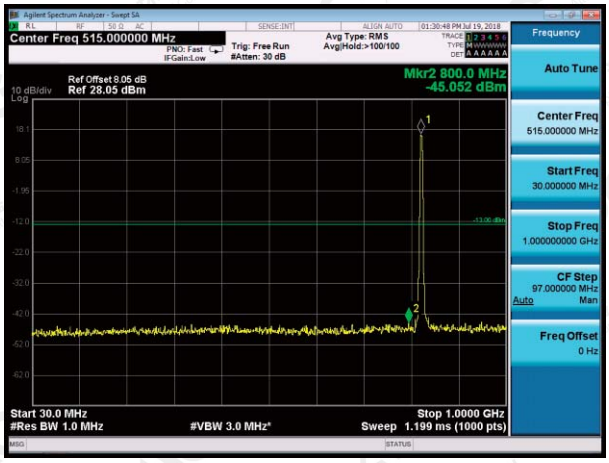	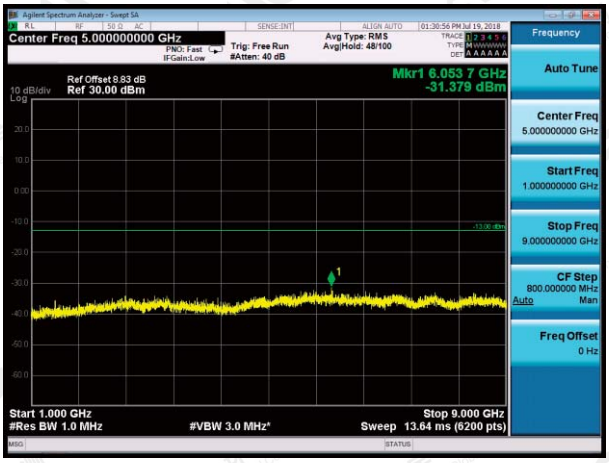

WCDMA 850-MCH	WCDMA 850-MCH
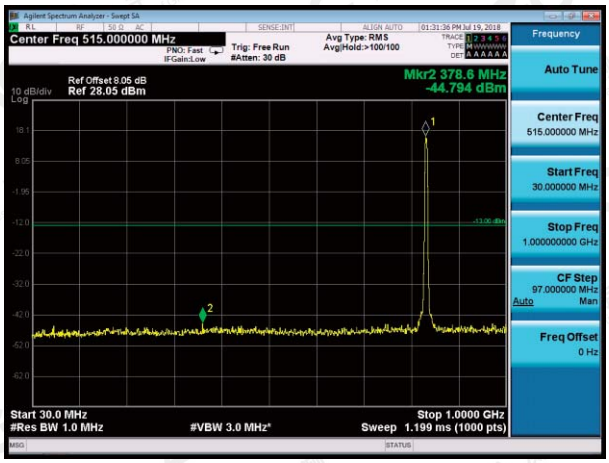	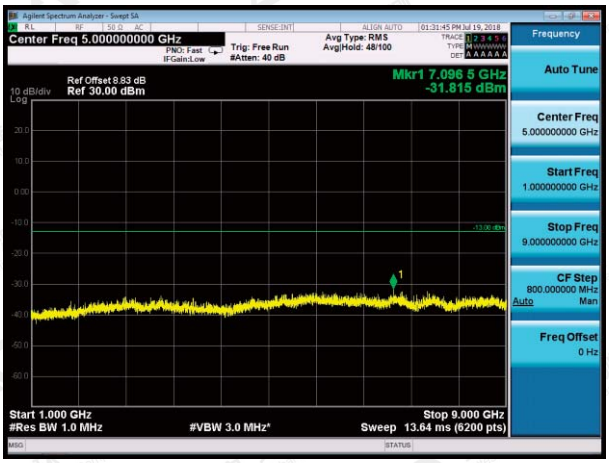

WCDMA 850-HCH	WCDMA 850-HCH
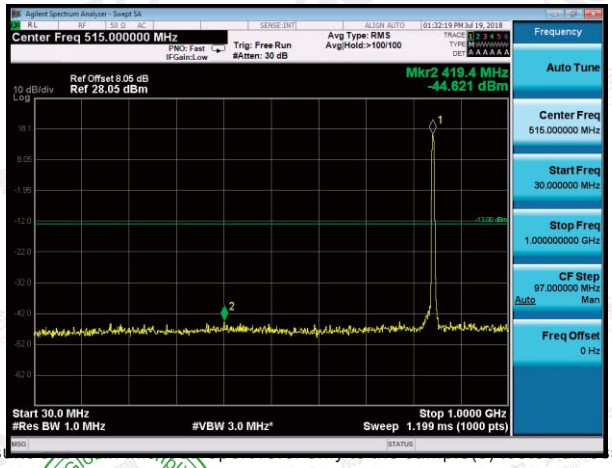	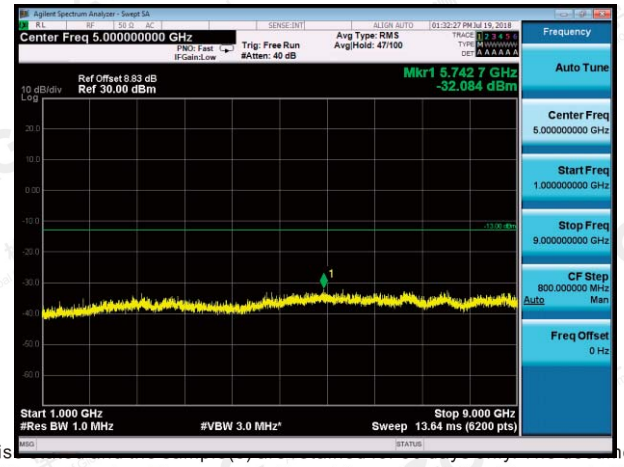

The resu[illegible]s otherwis[illegible]ent is issued by AGC, this document cannot be reproduced except in full with our prior written permission. The more details and the authenticity of the report will be confirmed at http://www.agc-cert.com.

WCDMA 1900-LCH	WCDMA 1900-LCH
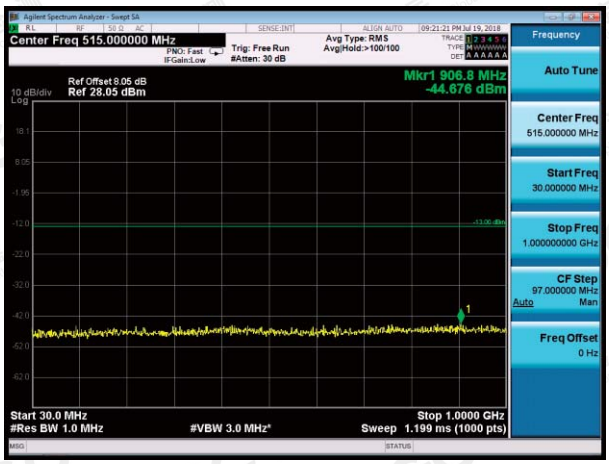	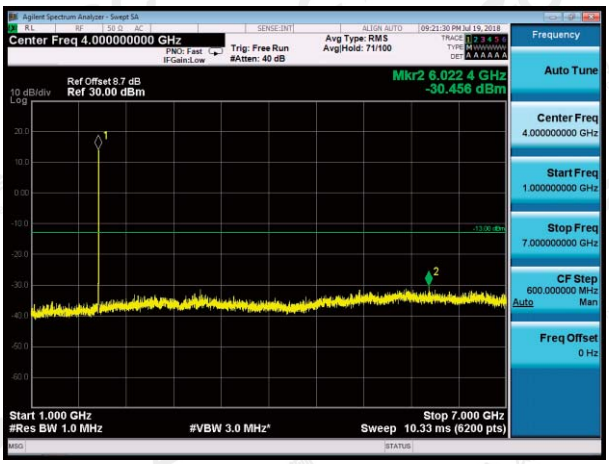

WCDMA 1900-LCH	WCDMA 1900-LCH

The results shown in this test report refer only to the sample(s) tested unless otherwise stated and the sample(s) are retained for 30 days only. The document is issued by AGC, this document cannot be reproduced except in full with our prior written permission. The more details and the authenticity of the report will be confirmed at http://www.agc-cert.com.

WCDMA 1900-MCH	WCDMA 1900-MCH
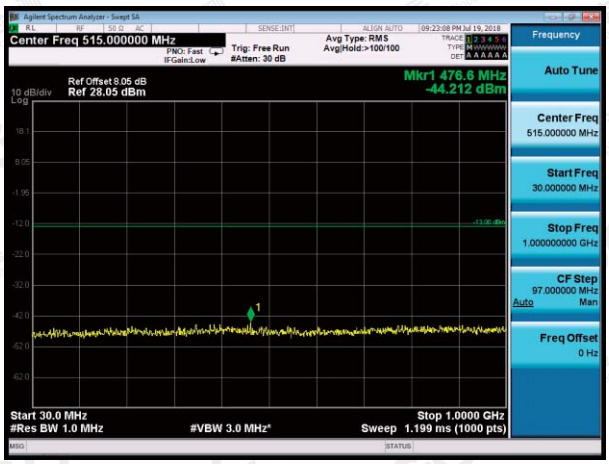	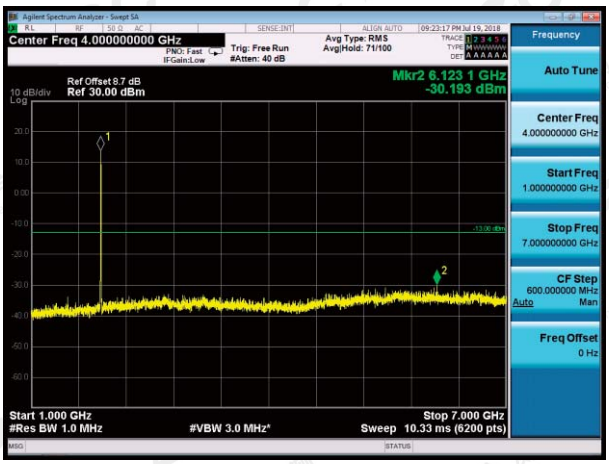

WCDMA 1900-MCH	WCDMA 1900-MCH

The results shown in this test report refer only to the sample(s) tested unless otherwise stated and the sample(s) are retained for 30 days only. The document is issued by AGC, this document cannot be reproduced except in full with our prior written permission. The more details and the authenticity of the report will be confirmed at http://www.agc-cert.com.

WCDMA 1900-HCH	WCDMA 1900-HCH
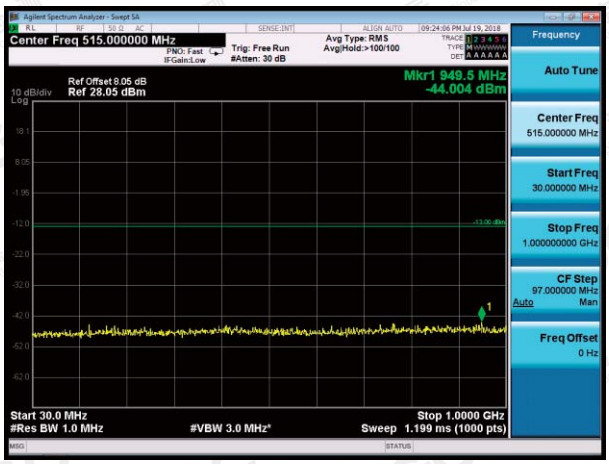	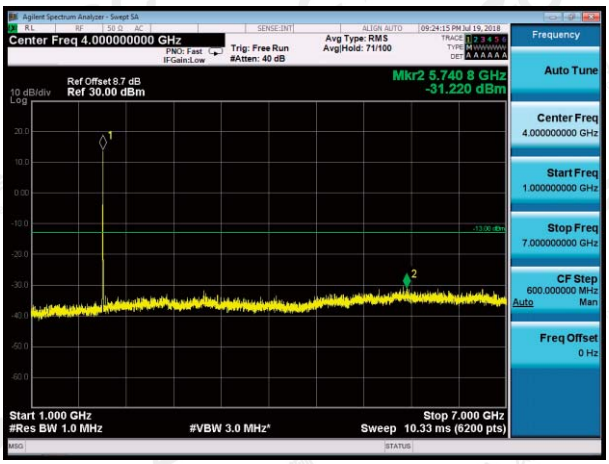

WCDMA 1900-HCH	WCDMA 1900-HCH
	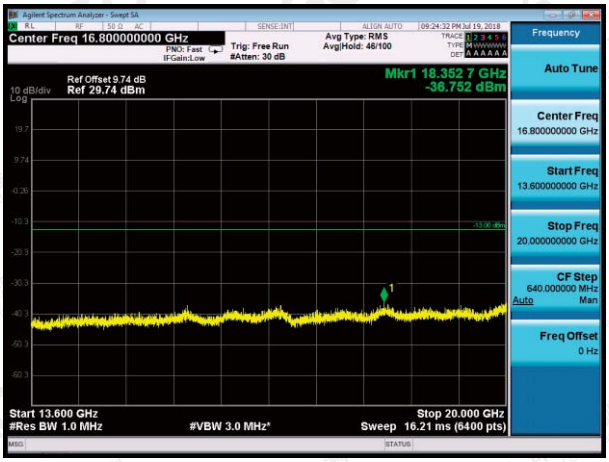

Note:1. Below 30MHZ no Spurious found and Above is the worst mode data.

2. As no emission found in standby or receive mode, no recording in this report.

The results shown in this test report refer only to the sample(s) tested unless otherwise stated and the sample(s) are retained for 30 days only. The document is issued by AGC, this document cannot be reproduced except in full with our prior written permission. The more details and the authenticity of the report will be confirmed at http://www.agc-cert.com.

9.2 RADIATED SPURIOUS EMISSION

9.2.1MEASUREMENT METHOD

1. The EUT was placed on the top of the turntable 0.8 or 1.5 meter above ground. The phase center of the receiving antenna mounted on the top of a height-variable antenna tower was placed 3 meters far away from the turntable.
2. Power on the EUT and all the supporting units. The turntable was rotated by 360 degrees to determine the position of the highest radiation.
3. The height of the broadband receiving antenna was varied between one meter and four meters above ground to find the maximum emissions field strength of both horizontal and vertical polarization.
4. For each suspected emissions, the antenna tower was scan (from 1 M to 4 M) and then the turntable was rotated (from 0 degree to 360 degrees) to find the maximum reading.
5. Set the test-receiver system to Peak or CISPR quasi-peak Detect Function with specified bandwidth under Maximum Hold Mode.
6. For emissions above 1GHz, use 1MHz VBW and RBW for peak reading. Then 1MHz RBW and 10Hz VBW for average reading in spectrum analyzer. Place the measurement antenna away from each area of the EUT determined to be a source of emissions at the specified measurement distance, while keeping the measurement antenna aimed at the source of emissions at each frequency of significant emissions, with polarization oriented for maximum response. The measurement antenna may have to be higher or lower than the EUT, depending on the radiation pattern of the emission and staying aimed at the emission source for receiving the maximum signal. The final measurement antenna elevation shall be that which maximizes the emissions. The measurement antenna elevation for maximum emissions shall be restricted to a range of heights of from 1 m to 4 m above the ground or reference ground plane.
7. When the radiated emissions limits are expressed in terms of the average value of the emissions, and pulsed operation is employed, the measurement field strength shall be determined by averaging over one complete pulse train, including blanking intervals, as long as the pulse train does not exceed 0.1 seconds. As an alternative (provided the transmitter operates for longer than 0.1 seconds) or in cases where the pulse train exceeds 0.1 seconds, the measured field strength shall be determined from the average absolute voltage during a 0.1 second interval during which the field strength is at its maximum values.
8. If the emissions level of the EUT in peak mode was 3 dB lower than the average limit specified, then testing will be stopped and peak values of EUT will be reported, otherwise, the emissions which do not have 3 dB margin will be repeated one by one using the quasi-peak method for below 1GHz.
9. For testing above 1GHz, the emissions level of the EUT in peak mode was lower than average limit (that means the emissions level in peak mode also complies with the limit in average mode), then testing will be stopped and peak values of EUT will be reported, otherwise, the emissions will be measured in average mode again and reported.
10. In case the emission is lower than 30MHz, loop antenna has to be used for measurement and the recorded data should be QP measured by receiver. High - Low scan is not required in this case.

The results shown in this test report refer only to the sample(s) tested unless otherwise stated and the sample(s) are retained for 30 days only. The document is issued by AGC, this document cannot be reproduced except in full with our prior written permission. The more details and the authenticity of the report will be confirmed at http://www.agc-cert.com.

9.2.2 TEST SETUP

Radiated Emission Test-Setup Frequency Below 30MHz

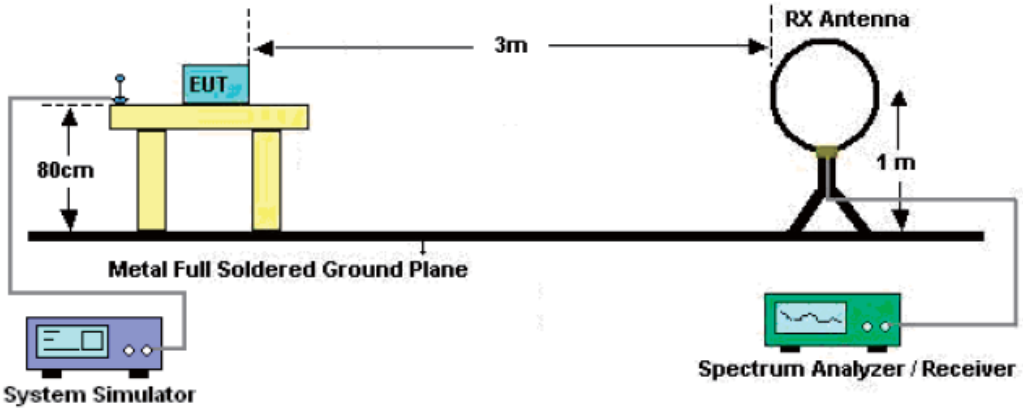

RADIATED EMISSION TEST SETUP 30MHz-1000MHz

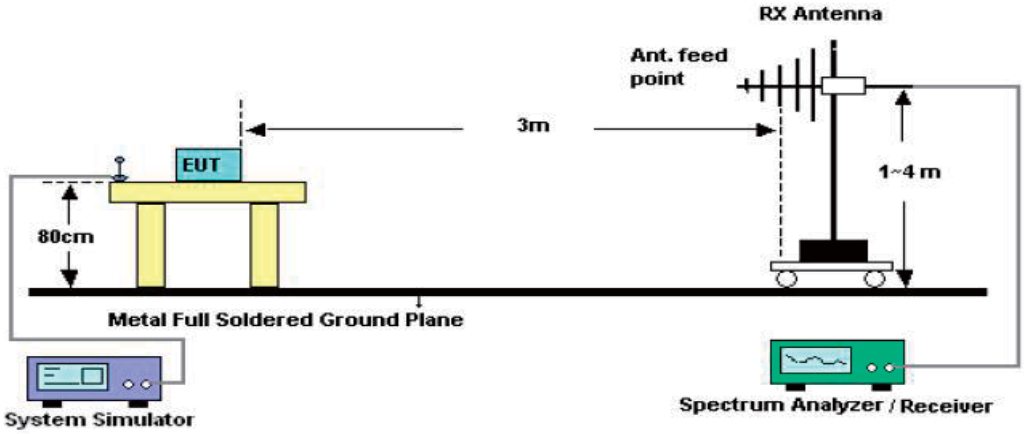

RADIATED EMISSION TEST SETUP ABOVE 1000MHz

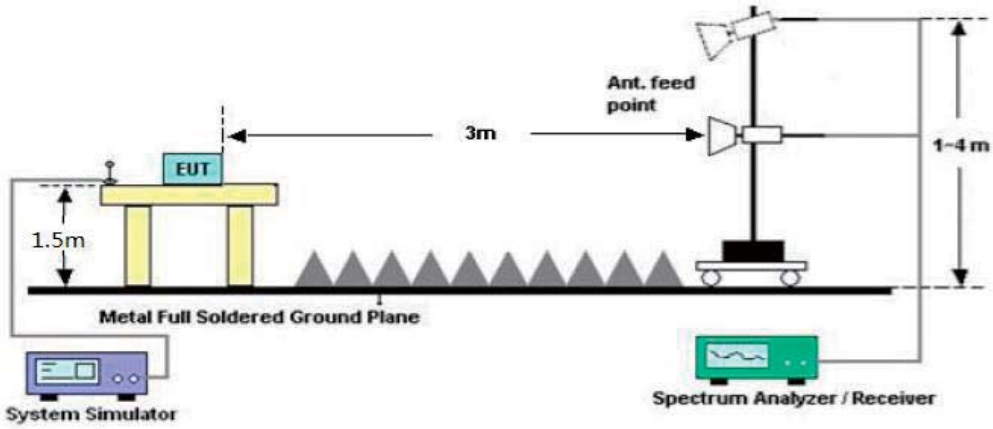

The results shown in this test report refer only to the sample(s) tested unless otherwise stated and the sample(s) are retained for 30 days only. The document is issued by AGC, this document cannot be reproduced except in full with our prior written permission. The more details and the authenticity of the report will be confirmed at http://www.agc-cert.com.

9.2.3 PROVISIONS APPLICABLE

(a) On any frequency outside a licensee's frequency block (e.g. A, D, B, etc.) within the USPCS spectrum, the power of any emission shall be attenuated below the transmitter power (P, in Watts) by at least 43+10Log(P) dB. The specification that emissions shall be attenuated below the transmitter power (P) by at least 43 + 10 log (P) dB, translates in the relevant power range (1 to 0.001 W) to -13 dBm. At 1 W the specified minimum attenuation becomes 43 dB and relative to a 30 dBm (1 W) carrier becomes a limit of -13 dBm. At 0.001 W (0 dBm) the minimum attenuation is 13 dB, which again yields a limit of -13 dBm. In this way a translation of the specification from relative to absolute terms is carried out.

Note: only result the worst condition of each test mode:

The results shown in this test report refer only to the sample(s) tested unless otherwise stated and the sample(s) are retained for 30 days only. The document is issued by AGC, this document cannot be reproduced except in full with our prior written permission. The more details and the authenticity of the report will be confirmed at http://www.agc-cert.com.

9.2.4 MEASUREMENT RESULT

GSM 850:

The Worst Test Results for Channel 251/848.8 MHz				
Frequency (MHz)	Emission Level (dBm)	Limits (dBm)	Margin (dB)	Comment
1967.60	-50.35	-13	-37.35	Horizontal
3458.42	-34.18	-13	-21.18	Horizontal
6722.69	-47.64	-13	-34.64	Horizontal
1967.60	-40.56	-13	-27.56	Vertical
3458.64	-51.83	-13	-38.83	Vertical
6705.44	-34.55	-13	-21.55	Vertical

PCS 1900:

The Worst Test Results for Channel 810/1909.8MHz				
Frequency (MHz)	Emission Level (dBm)	Limits (dBm)	Margin (dB)	Comment
1745.66	-48.62	-13	-35.62	Horizontal
3819.60	-35.92	-13	-22.92	Horizontal
7748.52	-47.67	-13	-34.67	Horizontal
1845.48	-37.10	-13	-24.10	Vertical
3819.60	-47.66	-13	-34.66	Vertical
7733.25	-33.16	-13	-20.16	Vertical

The results shown in this test report refer only to the sample(s) tested unless otherwise stated and the sample(s) are retained for 30 days only. The document is issued by AGC, this document cannot be reproduced except in full with our prior written permission. The more details and the authenticity of the report will be confirmed at http://www.agc-cert.com.

HSPA band II:

The Worst Test Results for Channel 9538/1907.6MHz				
Frequency (MHz)	Emission Level (dBm)	Limits (dBm)	Margin (dB)	Comment
1866.51	-48.61	-13	-35.61	Horizontal
3815.20	-34.56	-13	-21.56	Horizontal
7633.26	-50.88	-13	-37.88	Horizontal
1856.18	-36.03	-13	-23.03	Vertical
3815.20	-46.89	-13	-33.89	Vertical
7653.11	-32.56	-13	-19.56	Vertical

HSPA band V:

The Worst Test Results for Channel 4233/846.6MHz				
Frequency (MHz)	Emission Level (dBm)	Limits (dBm)	Margin (dB)	Comment
1693.20	-51.66	-13	-38.66	Horizontal
3354.85	-34.85	-13	-21.85	Horizontal
6733.22	-47.55	-13	-34.55	Horizontal
1693.20	-35.59	-13	-22.59	Vertical
3155.11	-45.80	-13	-32.80	Vertical
6711.48	-40.31	-13	-27.31	Vertical

RESULT: PASS

Note:

1. Margin = Emission Level -Limit
2. Below 30MHZ no Spurious found and Above is the worst mode data.

The results shown in this test report refer only to the sample(s) tested unless otherwise stated and the sample(s) are retained for 30 days only. The document is issued by AGC, this document cannot be reproduced except in full with our prior written permission. The more details and the authenticity of the report will be confirmed at http://www.agc-cert.com.

10. FREQUENCY STABILITY

10.1 MEASUREMENT METHOD

In order to measure the carrier frequency under the condition of AFC lock, it is necessary to make measurements with the EUT in a “call mode”. This is accomplished with the use of R&S CMU200 DIGITAL RADIO COMMUNICATION TESTER.

1 Measure the carrier frequency at room temperature.

2 Subject the EUT to overnight soak at -10℃.

3 With the EUT, powered via nominal voltage, connected to the CMU200 and in a simulated call on channel 661 for PCS 1900 band , channel 190 for GSM 850 band, channel 9400 for UMTS band II and channel 4175 for UMTS band V measure the carrier frequency. These measurements should be made within 2 minutes of Powering up the EUT, to prevent significant self-warming.

4 Repeat the above measurements at 10℃ increments from -10℃ to +50℃. Allow at least 1 1/2 hours at each temperature, unpowered, before making measurements.

5 Re-measure carrier frequency at room temperature with nominal voltage. Vary supply voltage from minimum voltage to maximum voltage, in 0.1Volt increments re-measuring carrier frequency at each voltage. Pause at nominal voltage for 1 1/2 hours unpowered, to allow any self-heating to stabilize, before continuing.

6 Subject the EUT to overnight soak at +50℃.

7 With the EUT, powered via nominal voltage, connected to the CMU200 and in a simulated call on the centre channel, measure the carrier frequency. These measurements should be made within 2 minutes of Powering up the EUT, to prevent significant self-warming.

8 Repeat the above measurements at 10℃ increments from +50℃ to -10℃. Allow at least 1 1/2 hours at each temperature, unpowered, before making measurements.

9 At all temperature levels hold the temperature to +/- 0.5℃ during the measurement procedure.

The results shown in this test report refer only to the sample(s) tested unless otherwise stated and the sample(s) are retained for 30 days only. The document is issued by AGC, this document cannot be reproduced except in full with our prior written permission. The more details and the authenticity of the report will be confirmed at http://www.agc-cert.com.

10.2 PROVISIONS APPLICABLE

10.2.1 FOR HAND CARRIED BATTERY POWERED EQUIPMENT

According to the ANSI/TIA-603-E-2016, the frequency stability of the carrier shall be accurate to within 0.1 ppm of the received frequency from the base station. This accuracy is sufficient to meet Sec. 24.235, Frequency Stability. The frequency stability shall be sufficient to ensure that the fundamental emission stays within the authorized frequency block. As this transceiver is considered "Hand carried, battery powered equipment" Section 2.1055(d)(2) applies. This requires that the lower voltage for frequency stability testing be specified by the manufacturer. This transceiver is specified to operate with an input voltage of between 3.4VDC and 4.2VDC, with a nominal voltage of 3.7VDC. Operation above or below these voltage limits is prohibited by transceiver software in order to prevent improper operation as well as to protect components from overstress. These voltages represent a tolerance of -10 % and +12.5 %. For the purposes of measuring frequency stability these voltage limits are to be used.

10.2.2 FOR EQUIPMENT POWERED BY PRIMARY SUPPLY VOLTAGE

According to the ANSI/TIA-603-E-2016,the frequency stability of the carrier shall be accurate to within 0.1 ppm of the received frequency from the base station. This accuracy is sufficient to meet Sec. 24.235, Frequency Stability. The frequency stability shall be sufficient to ensure that the fundamental emission stays within the authorized frequency block. For this EUT section 2.1055(d)(1) applies. This requires varying primary supply voltage from 85 to 115 percent of the nominal value for other than hand carried battery equipment, the normal environment temperature is 20°C.

The results shown in this test report refer only to the sample(s) tested unless otherwise stated and the sample(s) are retained for 30 days only. The document is issued by AGC, this document cannot be reproduced except in full with our prior written permission. The more details and the authenticity of the report will be confirmed at http://www.agc-cert.com.

10.3 MEASUREMENT RESULT

Test Results

Frequency Error vs. Voltage:

Test Band	Test Mode	Test Channel	Test Temp.	Test Volt.(V)	Freq.Error (Hz)	Freq.vs.rated (ppm)	Limit (ppm)	Verdict
GSM850	GSM	LCH	TN	VL	13.75	0.02	±2.5	PASS
			TN	VN	13.75	0.02	±2.5	PASS
			TN	VH	13.04	0.02	±2.5	PASS
		MCH	TN	VL	17.56	0.02	±2.5	PASS
			TN	VN	16.59	0.02	±2.5	PASS
			TN	VH	18.98	0.02	±2.5	PASS
		HCH	TN	VL	18.6	0.02	±2.5	PASS
			TN	VN	16.72	0.02	±2.5	PASS
			TN	VH	18.92	0.02	±2.5	PASS

Test Band	Test Mode	Test Channel	Test Temp.	Test Volt.(V)	Freq.Error (Hz)	Freq.vs.rated (ppm)	Limit (ppm)	Verdict
GSM850	GPRS	LCH	TN	VL	10.40	0.01	±2.5	PASS
			TN	VN	14.59	0.02	±2.5	PASS
			TN	VH	15.30	0.02	±2.5	PASS
		MCH	TN	VL	16.79	0.02	±2.5	PASS
			TN	VN	18.08	0.02	±2.5	PASS
			TN	VH	18.92	0.02	±2.5	PASS
		HCH	TN	VL	16.27	0.02	±2.5	PASS
			TN	VN	16.08	0.02	±2.5	PASS
			TN	VH	17.18	0.02	±2.5	PASS

The results shown in this test report refer only to the sample(s) tested unless otherwise stated and the sample(s) are retained for 30 days only. The document is issued by AGC, this document cannot be reproduced except in full with our prior written permission. The more details and the authenticity of the report will be confirmed at http://www.agc-cert.com.

Test Band	Test Mode	Test Channel	Test Temp.	Test Volt. (V)	Freq.Error (Hz)	Freq.vs.rated (ppm)	Limit (ppm)	Verdict
PCS 1900	GSM	LCH	TN	VL	46.88	0.03	±2.5	PASS
			TN	VN	39.97	0.02	±2.5	PASS
			TN	VH	43.84	0.02	±2.5	PASS
		MCH	TN	VL	44.17	0.02	±2.5	PASS
			TN	VN	41.26	0.02	±2.5	PASS
			TN	VH	42.55	0.02	±2.5	PASS
		HCH	TN	VL	50.50	0.03	±2.5	PASS
			TN	VN	44.17	0.02	±2.5	PASS
			TN	VH	47.98	0.03	±2.5	PASS

Test Band	Test Mode	Test Channel	Test Temp.	Test Volt. (V)	Freq.Error (Hz)	Freq.vs.rated (ppm)	Limit (ppm)	Verdict
PCS 1900	GPRS	LCH	TN	VL	29.90	0.02	±2.5	PASS
			TN	VN	34.55	0.02	±2.5	PASS
			TN	VH	32.41	0.02	±2.5	PASS
		MCH	TN	VL	41.71	0.02	±2.5	PASS
			TN	VN	40.81	0.02	±2.5	PASS
			TN	VH	38.42	0.02	±2.5	PASS
		HCH	TN	VL	44.88	0.02	±2.5	PASS
			TN	VN	41.84	0.02	±2.5	PASS
			TN	VH	44.17	0.02	±2.5	PASS

The results shown in this test report refer only to the sample(s) tested unless otherwise stated and the sample(s) are retained for 30 days only. The document is issued by AGC, this document cannot be reproduced except in full with our prior written permission. The more details and the authenticity of the report will be confirmed at http://www.agc-cert.com.

Frequency Error vs. Temperature:

Test Band	Test Mode	Test Channel	Test Volt.	Test Tem. (℃)	Freq.Error (Hz)	Freq.vs.rated (ppm)	Limit (ppm)	Verdict
GSM850	GSM	LCH	VN	-10	14.59	0.02	±2.5	PASS
			VN	0	12.20	0.01	±2.5	PASS
			VN	10	16.08	0.02	±2.5	PASS
			VN	20	14.92	0.02	±2.5	PASS
			VN	30	14.27	0.02	±2.5	PASS
			VN	40	14.98	0.02	±2.5	PASS
			VN	50	13.30	0.02	±2.5	PASS
GSM850	GSM	MCH	VN	-10	16.01	0.02	±2.5	PASS
			VN	0	18.98	0.02	±2.5	PASS
			VN	10	20.53	0.02	±2.5	PASS
			VN	20	17.76	0.02	±2.5	PASS
			VN	30	14.66	0.02	±2.5	PASS
			VN	40	16.47	0.02	±2.5	PASS
			VN	50	17.82	0.02	±2.5	PASS
GSM850	GSM	HCH	VN	-10	18.73	0.02	±2.5	PASS
			VN	0	17.63	0.02	±2.5	PASS
			VN	10	19.05	0.02	±2.5	PASS
			VN	20	19.63	0.02	±2.5	PASS
			VN	30	19.50	0.02	±2.5	PASS
			VN	40	21.50	0.03	±2.5	PASS
			VN	50	16.27	0.02	±2.5	PASS

The results shown in this test report refer only to the sample(s) tested unless otherwise stated and the sample(s) are retained for 30 days only. The document is issued by AGC, this document cannot be reproduced except in full with our prior written permission. The more details and the authenticity of the report will be confirmed at http://www.agc-cert.com.

Test Band	Test Mode	Test Channel	Test Volt.	Test Tem. (℃)	Freq.Error (Hz)	Freq.vs.rated (ppm)	Limit (ppm)	Verdict
GSM850	GPRS	LCH	VN	-10	9.94	0.01	±2.5	PASS
			VN	0	8.98	0.01	±2.5	PASS
			VN	10	17.18	0.02	±2.5	PASS
			VN	20	18.27	0.02	±2.5	PASS
			VN	30	13.88	0.02	±2.5	PASS
			VN	40	8.78	0.01	±2.5	PASS
			VN	50	13.37	0.02	±2.5	PASS
GSM850	GPRS	MCH	VN	-10	13.75	0.02	±2.5	PASS
			VN	0	15.56	0.02	±2.5	PASS
			VN	10	14.66	0.02	±2.5	PASS
			VN	20	16.08	0.02	±2.5	PASS
			VN	30	16.85	0.02	±2.5	PASS
			VN	40	15.82	0.02	±2.5	PASS
			VN	50	13.69	0.02	±2.5	PASS
GSM850	GPRS	HCH	VN	-10	22.08	0.03	±2.5	PASS
			VN	0	15.88	0.02	±2.5	PASS
			VN	10	18.53	0.02	±2.5	PASS
			VN	20	13.30	0.02	±2.5	PASS
			VN	30	14.33	0.02	±2.5	PASS
			VN	40	24.09	0.03	±2.5	PASS
			VN	50	13.95	0.02	±2.5	PASS

The results shown in this test report refer only to the sample(s) tested unless otherwise stated and the sample(s) are retained for 30 days only. The document is issued by AGC, this document cannot be reproduced except in full with our prior written permission. The more details and the authenticity of the report will be confirmed at http://www.agc-cert.com.

Test Band	Test Mode	Test Channel	Test Volt.	Test Tem. (℃)	Freq.Error (Hz)	Freq.vs.rated (ppm)	Limit (ppm)	Verdict
PCS 1900	GSM	LCH	VN	-10	43.20	0.02	±2.5	PASS
			VN	0	40.87	0.02	±2.5	PASS
			VN	10	42.75	0.02	±2.5	PASS
			VN	20	45.20	0.02	±2.5	PASS
			VN	30	43.52	0.02	±2.5	PASS
			VN	40	43.07	0.02	±2.5	PASS
			VN	50	42.17	0.02	±2.5	PASS
PCS 1900	GSM	MCH	VN	-10	43.72	0.02	±2.5	PASS
			VN	0	40.03	0.02	±2.5	PASS
			VN	10	47.14	0.03	±2.5	PASS
			VN	20	45.33	0.02	±2.5	PASS
			VN	30	42.49	0.02	±2.5	PASS
			VN	40	42.62	0.02	±2.5	PASS
			VN	50	40.16	0.02	±2.5	PASS
PCS 1900	GSM	HCH	VN	-10	47.07	0.02	±2.5	PASS
			VN	0	44.75	0.02	±2.5	PASS
			VN	10	41.78	0.02	±2.5	PASS
			VN	20	49.40	0.03	±2.5	PASS
			VN	30	48.11	0.03	±2.5	PASS
			VN	40	44.68	0.02	±2.5	PASS
			VN	50	45.33	0.02	±2.5	PASS

The results shown in this test report refer only to the sample(s) tested unless otherwise stated and the sample(s) are retained for 30 days only. The document is issued by AGC, this document cannot be reproduced except in full with our prior written permission. The more details and the authenticity of the report will be confirmed at http://www.agc-cert.com.

Frequency Error vs. Voltage:

Test Band	Test Mode	Test Channel	Test Temp.	Test Volt.(V)	Freq.Error (Hz)	Freq.vs.rated (ppm)	Limit (ppm)	Verdict
WCDMA850	UMTS	LCH	TN	VL	7.98	0.01	±2.5	PASS
			TN	VN	7.00	0.01	±2.5	PASS
			TN	VH	9.93	0.01	±2.5	PASS
		MCH	TN	VL	5.87	0.01	±2.5	PASS
			TN	VN	8.09	0.01	±2.5	PASS
			TN	VH	9.86	0.01	±2.5	PASS
		HCH	TN	VL	5.16	0.01	±2.5	PASS
			TN	VN	3.57	0.00	±2.5	PASS
			TN	VH	11.09	0.01	±2.5	PASS

Test Band	Test Mode	Test Channel	Test Temp.	Test Volt.(V)	Freq.Error (Hz)	Freq.vs.rated (ppm)	Limit (ppm)	Verdict
WCDMA1900	UMTS	LCH	TN	VL	24.34	0.01	±2.5	PASS
			TN	VN	35.31	0.02	±2.5	PASS
			TN	VH	28.52	0.02	±2.5	PASS
		MCH	TN	VL	32.36	0.02	±2.5	PASS
			TN	VN	29.07	0.02	±2.5	PASS
			TN	VH	35.11	0.02	±2.5	PASS
		HCH	TN	VL	49.27	0.03	±2.5	PASS
			TN	VN	39.87	0.02	±2.5	PASS
			TN	VH	46.57	0.02	±2.5	PASS

The results shown in this test report refer only to the sample(s) tested unless otherwise stated and the sample(s) are retained for 30 days only. The document is issued by AGC, this document cannot be reproduced except in full with our prior written permission. The more details and the authenticity of the report will be confirmed at http://www.agc-cert.com.

Frequency Error vs. Temperature:

Test Band	Test Mode	Test Channel	Test Volt.	Test Tem. (℃)	Freq.Error (Hz)	Freq.vs.rated (ppm)	Limit (ppm)	Verdict
WCDMA850	UMTS	LCH	VN	-10	9.14	0.01	±2.5	PASS
			VN	0	8.74	0.01	±2.5	PASS
			VN	10	5.77	0.01	±2.5	PASS
			VN	20	4.93	0.01	±2.5	PASS
			VN	30	7.42	0.01	±2.5	PASS
			VN	40	8.06	0.01	±2.5	PASS
			VN	50	6.41	0.01	±2.5	PASS
WCDMA850	UMTS	MCH	VN	-10	5.28	0.01	±2.5	PASS
			VN	0	6.21	0.01	±2.5	PASS
			VN	10	5.26	0.01	±2.5	PASS
			VN	20	11.67	0.01	±2.5	PASS
			VN	30	8.83	0.01	±2.5	PASS
			VN	40	12.63	0.02	±2.5	PASS
			VN	50	8.61	0.01	±2.5	PASS
WCDMA850	UMTS	HCH	VN	-10	11.49	0.01	±2.5	PASS
			VN	0	12.13	0.01	±2.5	PASS
			VN	10	9.14	0.01	±2.5	PASS
			VN	20	10.86	0.01	±2.5	PASS
			VN	30	11.86	0.01	±2.5	PASS
			VN	40	9.43	0.01	±2.5	PASS
			VN	50	8.54	0.01	±2.5	PASS

The results shown in this test report refer only to the sample(s) tested unless otherwise stated and the sample(s) are retained for 30 days only. The document is issued by AGC, this document cannot be reproduced except in full with our prior written permission. The more details and the authenticity of the report will be confirmed at http://www.agc-cert.com.

Test Band	Test Mode	Test Channel	Test Volt.	Test Tem. (℃)	Freq.Error (Hz)	Freq.vs.rated (ppm)	Limit (ppm)	Verdict
WCDMA1900	UMTS	LCH	VN	-10	35.10	0.02	±2.5	PASS
			VN	0	33.84	0.02	±2.5	PASS
			VN	10	39.23	0.02	±2.5	PASS
			VN	20	41.14	0.02	±2.5	PASS
			VN	30	28.27	0.02	±2.5	PASS
			VN	40	35.48	0.02	±2.5	PASS
			VN	50	24.28	0.01	±2.5	PASS
WCDMA1900	UMTS	MCH	VN	-10	33.87	0.02	±2.5	PASS
			VN	0	30.90	0.02	±2.5	PASS
			VN	10	29.31	0.02	±2.5	PASS
			VN	20	30.99	0.02	±2.5	PASS
			VN	30	37.31	0.02	±2.5	PASS
			VN	40	27.65	0.01	±2.5	PASS
			VN	50	30.73	0.02	±2.5	PASS
WCDMA1900	UMTS	HCH	VN	-10	53.85	0.03	±2.5	PASS
			VN	0	48.29	0.03	±2.5	PASS
			VN	10	45.82	0.02	±2.5	PASS
			VN	20	43.27	0.02	±2.5	PASS
			VN	30	43.96	0.02	±2.5	PASS
			VN	40	50.63	0.03	±2.5	PASS
			VN	50	44.04	0.02	±2.5	PASS

The results shown in this test report refer only to the sample(s) tested unless otherwise stated and the sample(s) are retained for 30 days only. The document is issued by AGC, this document cannot be reproduced except in full with our prior written permission. The more details and the authenticity of the report will be confirmed at http://www.agc-cert.com.

APPENDIX A: PHOTOGRAPHS OF TEST SETUP

RADIATED SPURIOUS EMISSION



RADIATED SPURIOUS ABOVE 1G EMISSION



The results shown in this test report refer only to the sample(s) tested unless otherwise stated and the sample(s) are retained for 30 days only. The document is issued by AGC, this document cannot be reproduced except in full with our prior written permission. The more details and the authenticity of the report will be confirmed at http://www.agc-cert.com.

CONDUCTED MEASUREMENTS



----END OF REPORT----

The results shown in this test report refer only to the sample(s) tested unless otherwise stated and the sample(s) are retained for 30 days only. The document is issued by AGC, this document cannot be reproduced except in full with our prior written permission. The more details and the authenticity of the report will be confirmed at http://www.agc-cert.com.