# SMART BRACELET

USER MANUAL

Model: X1

# usage to preparations

## charging of the watch

open the package of the bracelet,start and check it whether has power,if it can’t start,please use it after fully charging. Whe the bracelet is charged, the strap with a lightning mark is pulled out,then plug the usb head into the  computer USB port or charge the charging head

## Setting up Smart Bracelet

Scan QR code
download APP

# Getting to Know Your Smart Bracelet

This section tells you how best to wear, charge, and care for your tracker.

## 1.Using in Wet Conditions

Your Smart Bracelet is water-resistant, which means it is rain-proof and splash-proof and can stand up to even the sweatiest workout.

NOTE: Do not swim with your Smart Bracelet. We also don't recommend showering with your wristband; though the waterwon't hurt the device, wearing it 24/7 does not give your skin a chance to breathe. Whenever you get your bracelet wet, dry it thoroughly before putting it back on.

## 2.Using the Touch Button

Single tap the Touching Area under the main screen to wake up the device and switch to other functional pages.

Long press the Touching Area to enter for more functionswhich is needed.

## 3.Using Quick View

With Quick View you can check the time or the message form your phone on your Smart Bracelet without taping. Just turn your wrist towards you and the time screen will appear for a few seconds.

# Smart Bracelet Features

## 1.Time and date

The current time of day and date based on your location.The device updates the time and date when you synchronize your device to a mobile device, you can not set the time manually.

NOTE: You could switch 3 different watch faces in app.

## 2.Steps

Smart Bracelet automatically tracks Steps taken and displays on the screen.




## 3.Calories & Distance

Displays your all-day Calories burned and Distance traveled.
NOTE: Your movement stats reset to zero at midnight.

## 4.Blood Pressure Test

Long-press on the blood pressure page to start measuring blood pressure, please pay attention to keep the correct posture while measuring the blood pressure, then the bracelet will show your current blood pressure.

NOTE:This function is not the main function.It is only for experimental use.




## 5.SpO2 Test

Get knowing your SpO2 anywhere anytime.

## 6.Heart Rate Monitor

Long-press on the heart rate page to start measuring heart rate, please pay attention to keep the correct posture while measuring the heart rate, then the bracelet will show your current heart rate.

Dynamic heart rate monitoring can be viewed in the APP, the APP will show the changing trend curve of heart rate, related data analysis results and other information.




## 7.Remote Shutter

Control your mobile device camera from a distance by a long press on the camera icon.

## 8.Call Notifications

Receive incoming phone call notifications.

## 9.Message Reminder

Display sms, twitter, whatsapp, message etc. from your mobile device.

## 10.Control Music

Control your mobile device Music Play from a distance by a long press on the Music icon.

## 11.Silent Alarms

Your Smart Bracelet can gently vibrate to wake or alert you with its silent alarm feature. Silent alarms can be configured to recur every day or on particular days of the week. You can create up to 3 silent alarms.

## 12.Goal Tracking

When you reach your goal that you define on your app, your Smart Bracelet will vibrate and flash to celebrate.

NOTE:Activity data begins recording data for each day at midnight, when its data resets. Sleep data begins recording data for each day at 8:00 pm, when its data resets.

# General Info & Specifications

### 1.Environmental Conditions

Operating temperature: 14°F to 122°F (−10℃ to 50℃)
Non-operating temperature: −4°F to 140°F (−20℃ to 60℃)

### 2.Size

Fits a wrist between 5.5 and 7.7 inches in circumference.

### 3.Disposal and Recycling

Please kindly be aware that it is the consumer's responsibility to properly dispose and recycle Smart Bracelet and accompanying components. Do not dispose of Smart Bracelet with common household waste, the Smart Bracelet unit is considered electronic waste and should be disposed of at your local electronic equipment collection facility.For more information, please contact your local electronic equipment waste management authority or the retailer where you bought the product.

# Important Safety Warnings

Smart Bracelet is not a toy or medical device

Do not attempt to tamper with/modify/disassemble Smart Bracelet

Do not expose Smart Bracelet to abrasive materials

Do not place Smart Bracelet near open flames

Review Smart Bracelet Specifications and other Information > Environmental Conditions and do no expose Smart Bracelet beyond operating temperatures

Read, follow and keep this user manual and all safety instructions. Improper installation, use or disposal of Smart Bracelet could be hazardous to your health and put others at risk.

# FCC Statement

Changes or modifications not expressly approved by the party responsible for compliance could void the user's authority to operate the equipment.

This equipment has been tested and found to comply with the limits for a Class B digital device, pursuant to Part 15 of the FCC Rules. These limits are designed to provide reasonable protection against harmful interference in a residential installation. This equipment generates uses and can radiate radio frequency energy and, if not installed and used in accordance with the instructions, may cause harmful interference to radio communications. However, there is no guarantee that interference will not occur in a particular installation. If this equipment does cause harmful interference to radio or television reception, which can be determined by turning the equipment off and on, the user is encouraged to try to correct the interference by one or more of the following measures:

— Reorient or relocate the receiving antenna.
-- Increase the separation between the equipment and receiver.
-- Connect the equipment into an outlet on a circuit different from that to which the receiver is connected.
-- Consult the dealer or an experienced radio/TV technician for help

This device complies with part 15 of the FCC rules. Operation is subject to the following two conditions (1)this device may not cause harmful interference, and (2) this device must accept any interference received, including interference that may cause undesired operation。

The device has been evaluated to meet general RF exposure requirement. The device can be usedin portable exposure condition without restriction.