Annex D

1-6689/18-01-01_AnnexD

Setup photos of the Equipment Under Test

This test report is electronically signed and valid without handwritten signature.
For verification of the electronic signatures, the public keys can be requested at the testing laboratory.

Document authorized:

cn=Mihail Dorongovskij, o=CTC advanced GmbH, ou=DOR-281116, email=Mihail.Dorongovskij@ctcadvanced.com, c=DE
2018.10.17 16:03:21 +02'00'

Mihail Dorongovskij
Lab Manager
Radio Communications & EMC

Photos

Photo 1: MYUB-PLUG at the anechoic chamber

Photo 2: MYUB-PLUG at the anechoic chamber



Photo 3: MYUB-PLUG at the anechoic chamber



Photo 4: MYUB-PLUG at the anechoic chamber

Photo 5: MYUB-PLUG at the anechoic chamber

Photo 6: MYUB-PLUG at the anechoic chamber

Photo 7: MYUB-PLUG at the anechoic chamber, loop antenna test setup



Photo 8: MYUB-PLUG at the anechoic chamber, loop antenna test setup



Photo 9: MYUB-PLUG at the anechoic chamber, loop antenna test setup



Photo 10: MYUB-PLUG at the semi-anechoic chamber

Photo 11: MYUB-ROLL/1250 at the anechoic chamber



Photo 12: MYUB-ROLL/1250 at the anechoic chamber



Photo 13: MYUB-ROLL/1250 at the anechoic chamber



Photo 14: MYUB-ROLL/1250 at the anechoic chamber

Photo 15: MYUB-ROLL/1250 at the anechoic chamber

Photo 16: MYUB-ROLL/1250 at the anechoic chamber



Photo 17: MYUB-ROLL/1250 at the semi-anechoic chamber

Document history

Version	Applied changes	Date of release
	initial release	2018-10-17