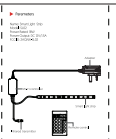
TECKIN

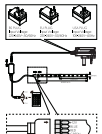


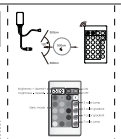
SL02
Smart Light Strip
User Manual

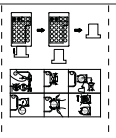
Parameters

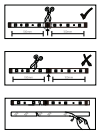
Name: Smart Light Strip
Model: SL02
Input: 5V 2A DC
Power Output: DC 5V/2A
Size: 2m/6.56ft

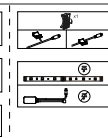


















Setup

1.Scan the QR code or go to the App Store to search and install the App. Create an account and activate device.

2.Put 2.4GHz Smart light Strip and Gateway 2.4Ghz Network nearby.

3.Follow the instructions in the app and connect the device to the network.

If you want to use more modes,configure Quick Mode or AP mode. If you do not, you can skip this step.

Quick Mode Configuration

1. Before connecting, ▮ turn OFF app scan other 2.4GHz ▮ switch to connect and scan 2.4GHz ▮ connect ▮ success ▮ return.

2. Turn on app ▮ ▮ ▮