Study Recorder

-MENUAL-

StudyRecorder SR-S100

Please read this manual carefully before using
the product to use correctly.

KIDSOFT

◎ Product Configuration





Smart Cushion

Mobile Application

① Bibbidi Bobbidi Boo

.

② 우리가 쓰는 것 중 가장 값비싼 것은 시간이다

.

③ 오늘보다 내일,
내일보다 모레 조금씩 성장하고 있다는 믿음이
습관을 만드는 힘이다.

◎ Product Information

Product Detail

	Contents	Remarks
Color	Charcoal, Pink, White ivory	Different Phrases by Color
Size	40*40*2 (cm)	± 3(cm) error range
Material	Out : Cotton 100%, In : High elastic sponge	
Battery Type	AAA	
Country	Republic of Korea	
Manufacturer	KIDSOFT	

* The mobile application can be downloaded from Google Play or App Store.

01. Product Features

This product is based on Bluetooth Communication. This product requires the use of both hardware and software. It cannot be used separately

Study Recorder helps users to understand the study pattern by recording the time they have actually studied, and helps to improve the user's concentration through the Pomodoro timer. It is an educational service that motivates students to study properly by providing achievement and statistics for their planned study.

Please read this manual carefully before using the product to use correctly. Do not throw the manual, refer to it whenever necessary.

◎ Precautions

02. Precautions for safety

1) This product uses batteries, and may have problems with leakage.

- Do not use the product when it is folded, wrinkled, or curled.
- Do not shock or damage the product.
- The cushion should not be disassembled or used separately, and we will not be held responsible for any abnormal use or accidents by that.
- Please be careful that children do not play with cushions .
- Do not use this product for other purpose..
- Do not use near a high temperature environment or fire.
- Do not leave for a long time in direct sunlight, high temperature, or high humidity.

2) If water sinks inside electronic circuit of cushion, it may cause a malfunction..

- Take care not to soak the entire cushion.
- The product has a built-in battery. Do not wash the inner components because it contains an electronic sensor.
- If the cushion is contaminated, please clean it with a dry and clean cloth immediately, after then remove the outer cover.
- Do not use the cushion while it is wet.
- If it gets wet, please dry it well before use

3) Kidsoft is not responsible for any damages and accidents caused by similar products made by other companies.

4) If there are problems by malfunctions of the cushion, please contact the A/S center immediately.

5) [Study Recorder] is a product with built-in battery. You can use it without charging.

- [Study Recorder] is a product that consists of inner cover and built-in sensor. Forcibly removing or tearing the cover may damage the product. Please remove and wash only the outer cover
- Electromagnetic generated by [Study Recorder] is harmless to human body.

First

Register your cushion in the app

Second

Run the Timer

* Depending on the purpose, you can choose **a regular timer** or **a Pomodoro timer.**

Third

Sit on the cushion and start studying

* Time of phone usage, out of sit, sleeping is not counted.

Forth

After studying,

Check your statistics for the day.

Timer.

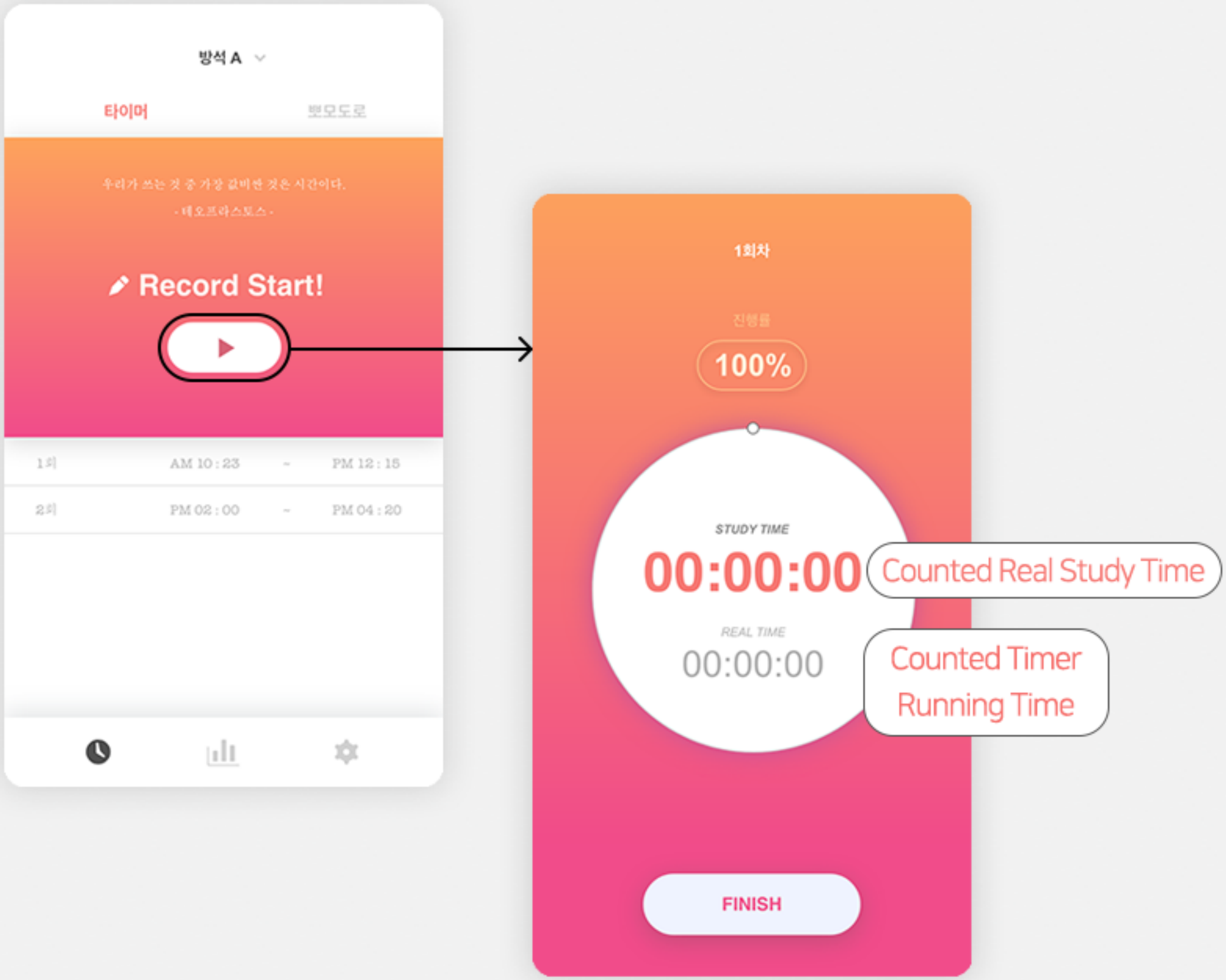
방석 A
타이머
뽀모도로
우리가 쓰는 것 중 가장 값비싼 것은 시간이다.
- 테오프라스토스 -
Record Start!
1회 AM 10 : 23 ~ PM 12 : 15
2회 PM 02 : 00 ~ PM 04 : 20
1회차
진행률
100%
STUDY TIME
00:00:00
Counted Real Study Time
REAL TIME
00:00:00
Counted Timer Running Time
FINISH

Pomodoro timer.

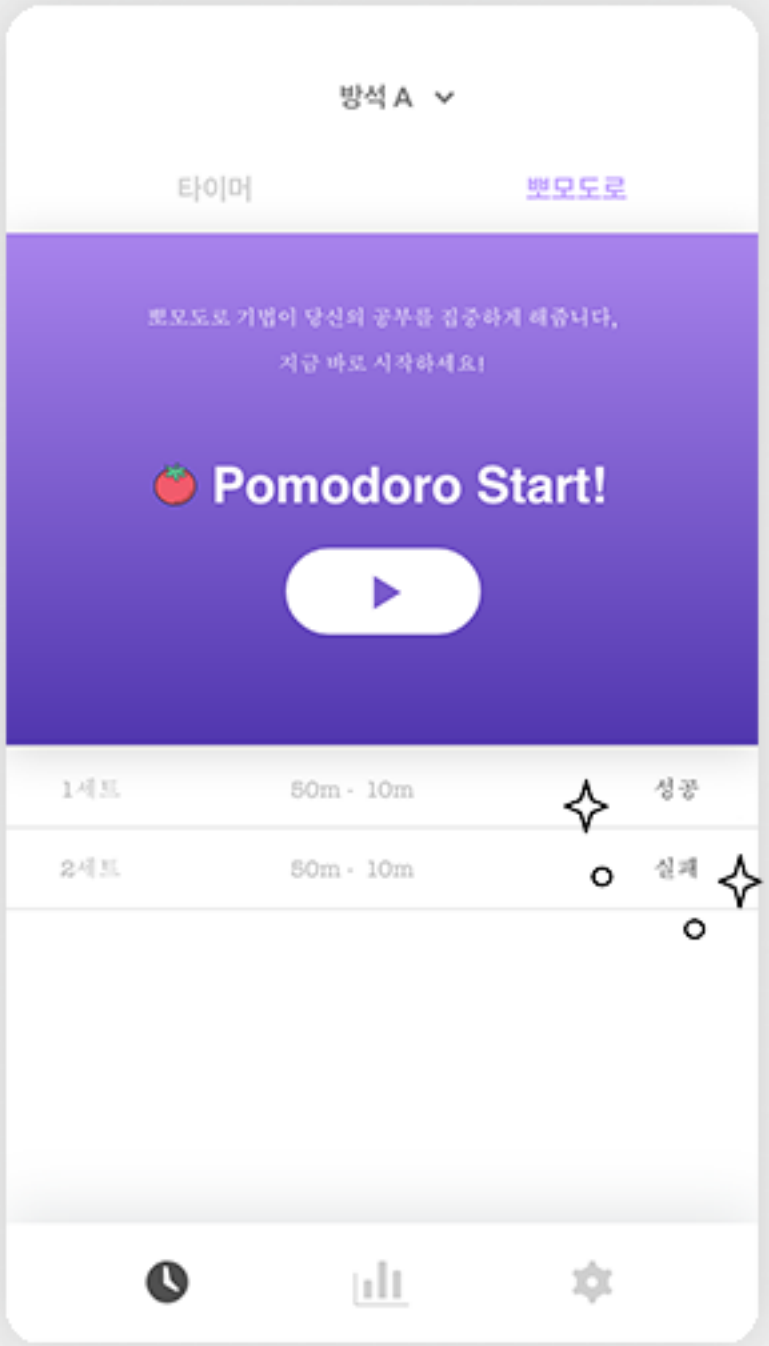

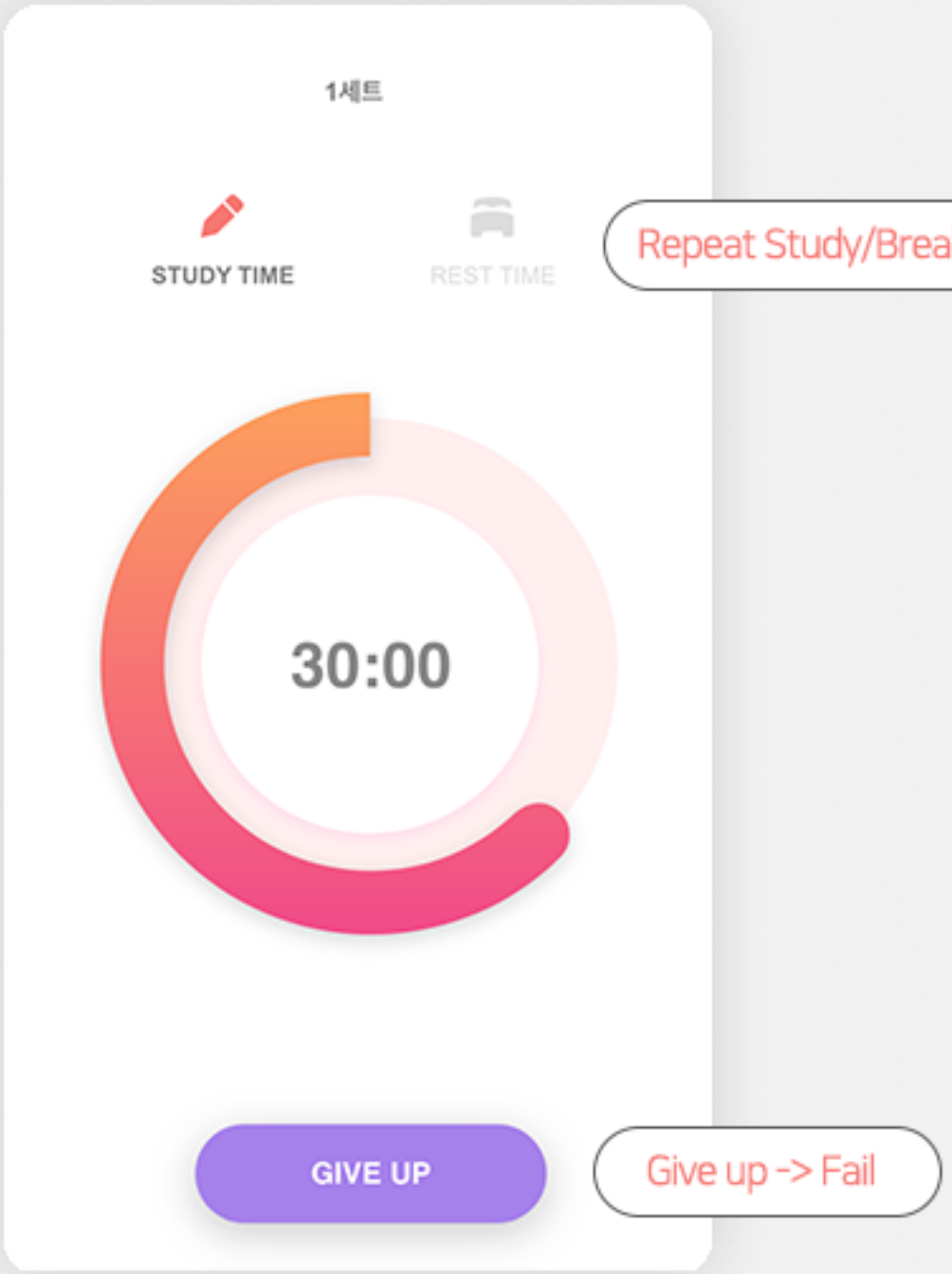

Repeat Study/Break Time

Give up -> Fail

1. Product registration

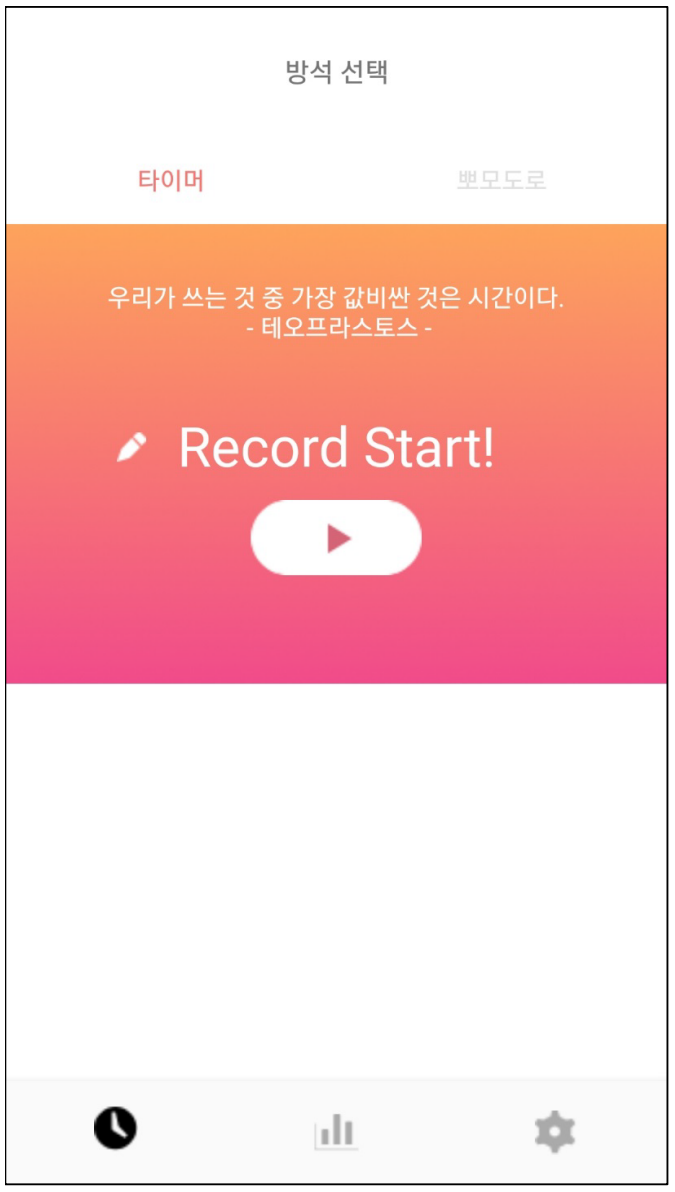

1. Run the app, tap [Select Cushion] at the top.

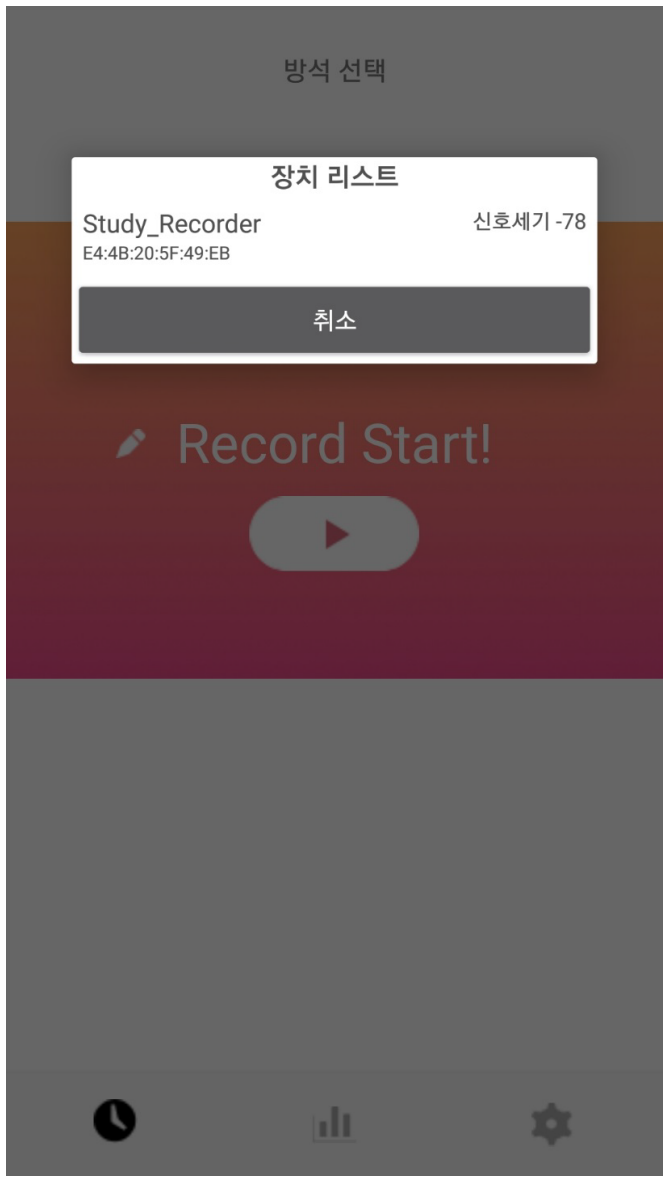

2. If [Study Recorder] is found in the device list, select it and connect it.

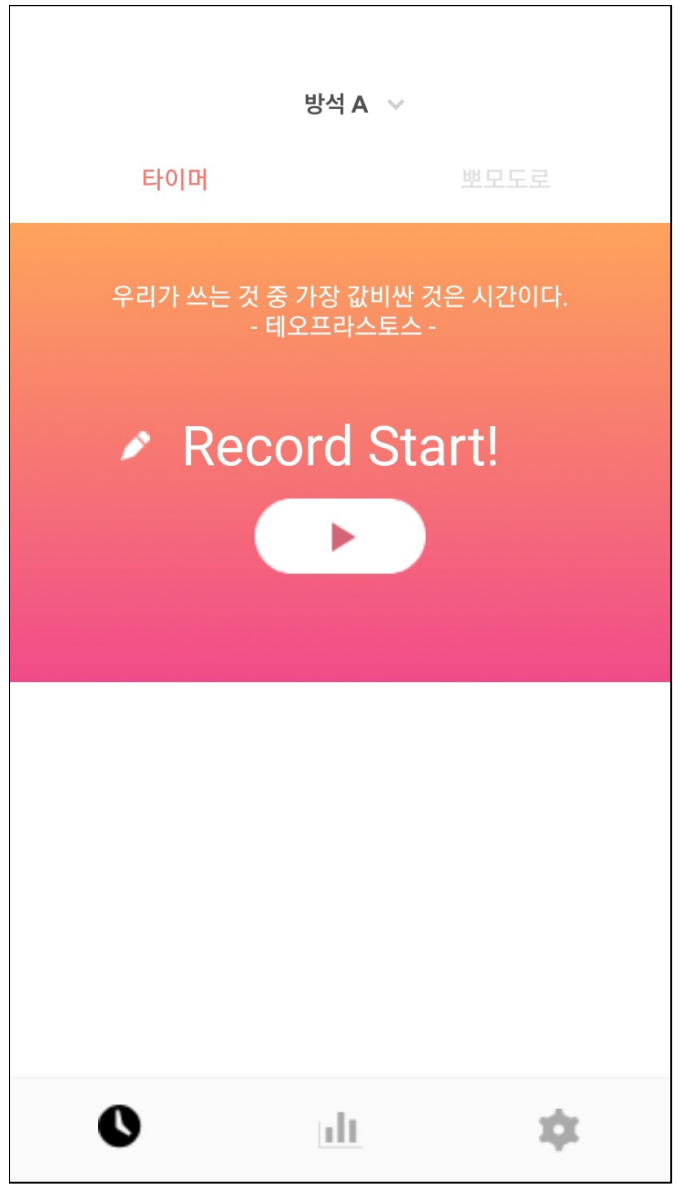

3. Sit on the cushion and start the timer to record your study time.

(Sitting on a cushion)

2. Running Timer – Normal Timer

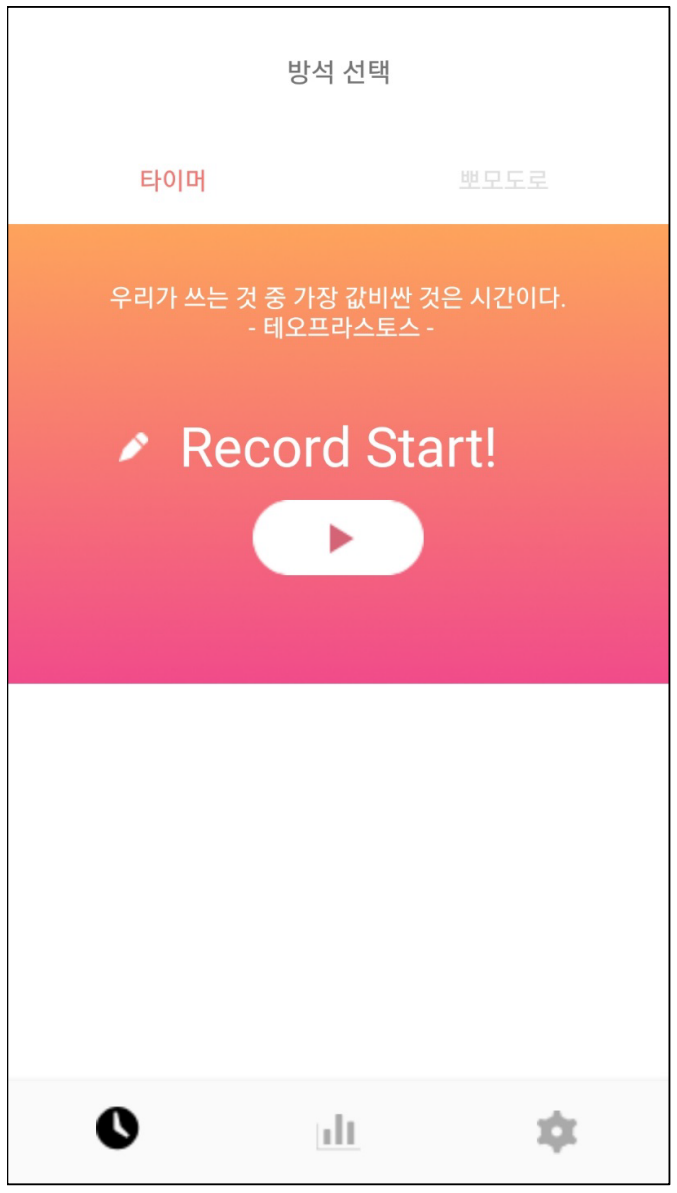

1. Press Start Button to start recording.

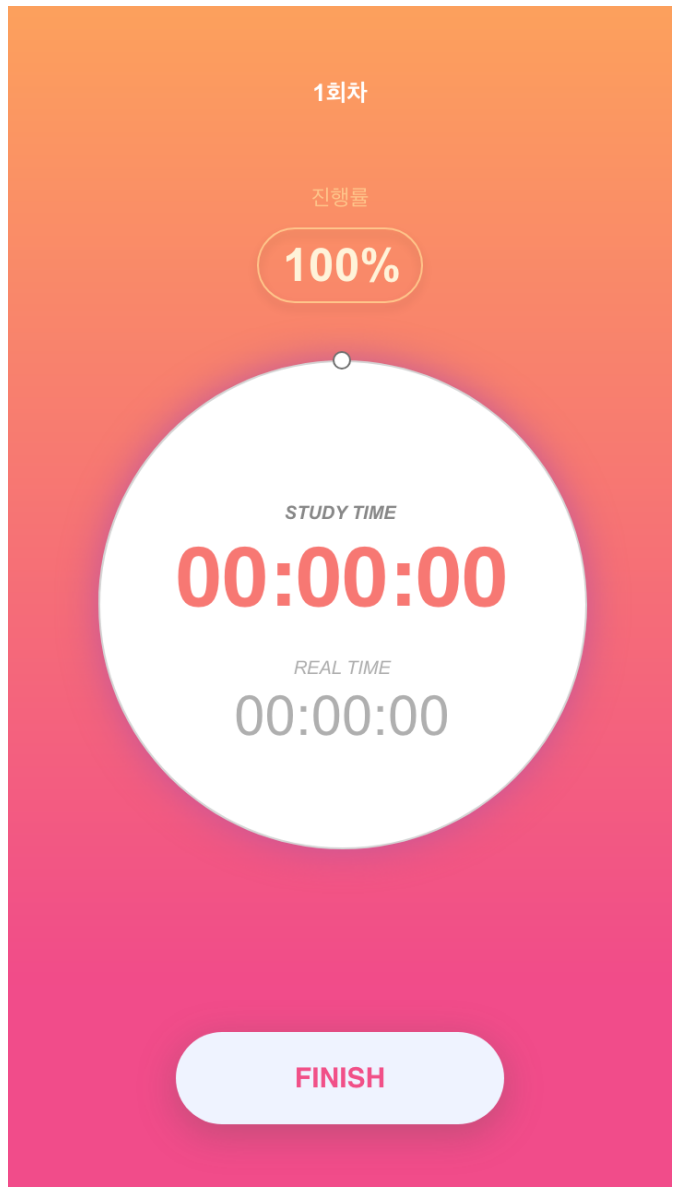

2. Sitting time is recorded as [study time], running app time is confirmed as [real time].

* It is considered exclusion time in the following cases,
  1) Out of seat
  2) Sleeping time
  3) Time to use other apps
will be not counted as study time

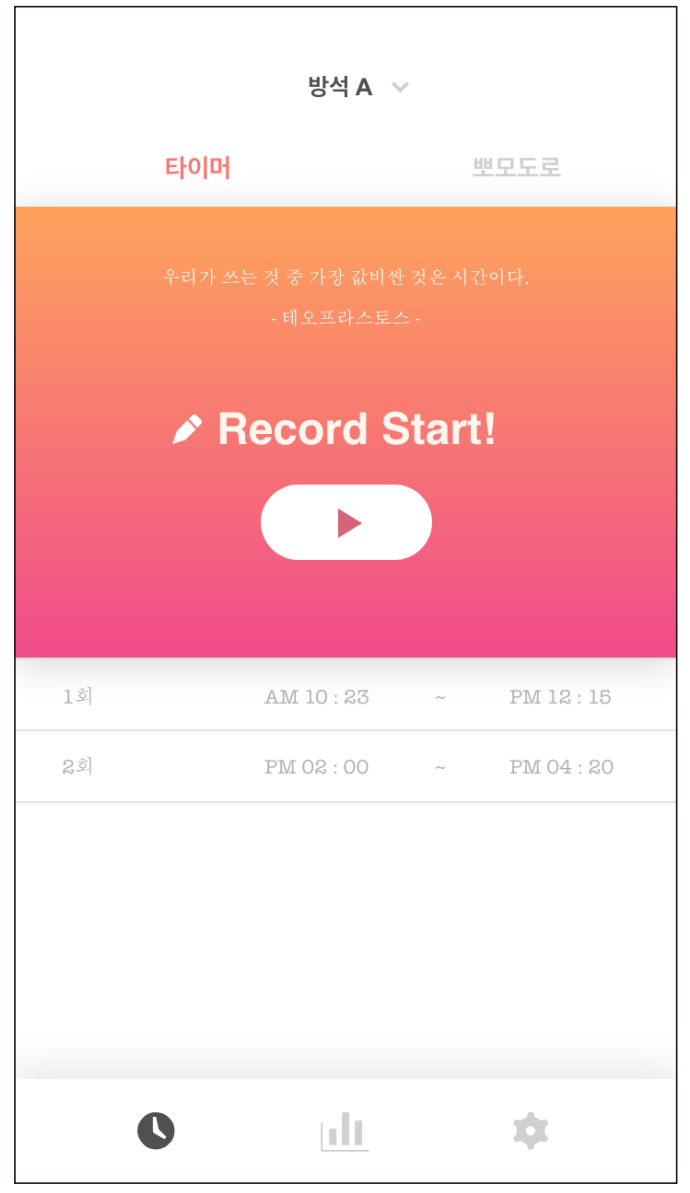

3. If you stop the timer, you can check the list of what I have studied today.

3. Running Timer – Pomodoro Timer

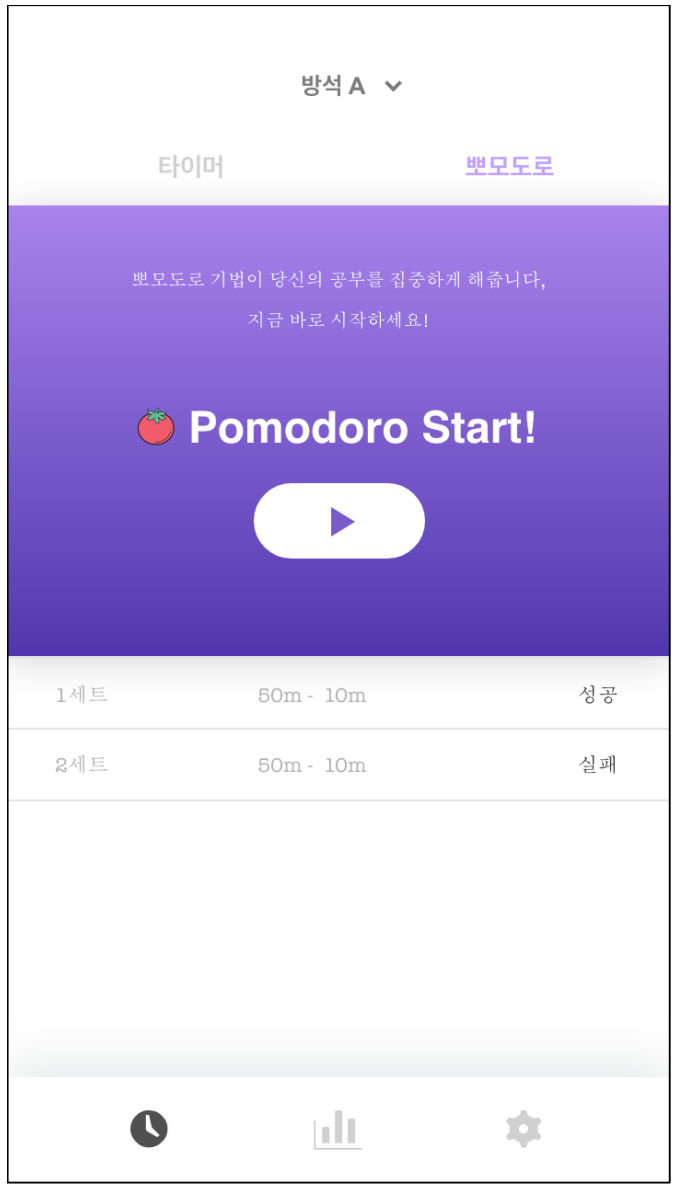

1. Swipe to the right or tap on [Pomodoro]. Start [Pomodoro] recording.

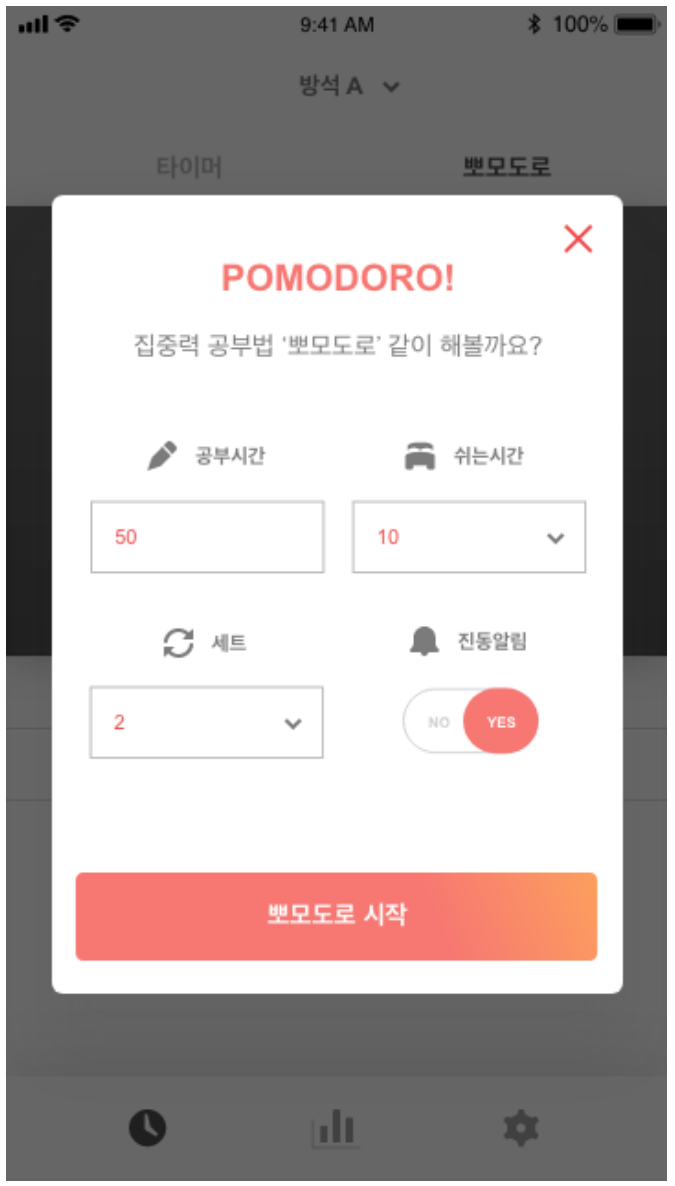

2. Enter the Pomodoro settings such as study time and break time. Study time can be selected from 20 minutes or more, and break time can be selected from 20 minutes or less. Start the set when the selection is complete.

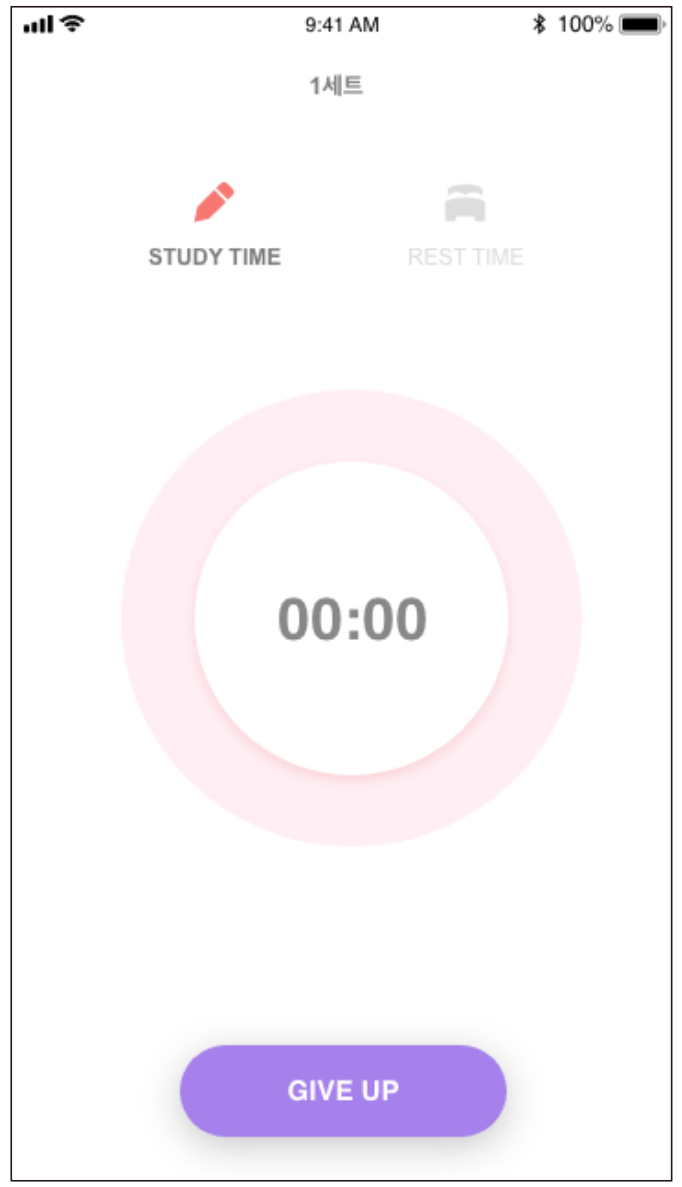

3. Pomodoro, a concentration timer, improves concentration by repeating study and rest within a set time.

*If you do the following behaviors for 3 minutes or more, you will fail

1) Out of seat
2) Sleeping time
3) Time to use other apps

4. Statistics - Normal Timer

Tap the statistics icon at the bottom of the app to see the statistics by daily / week / month.

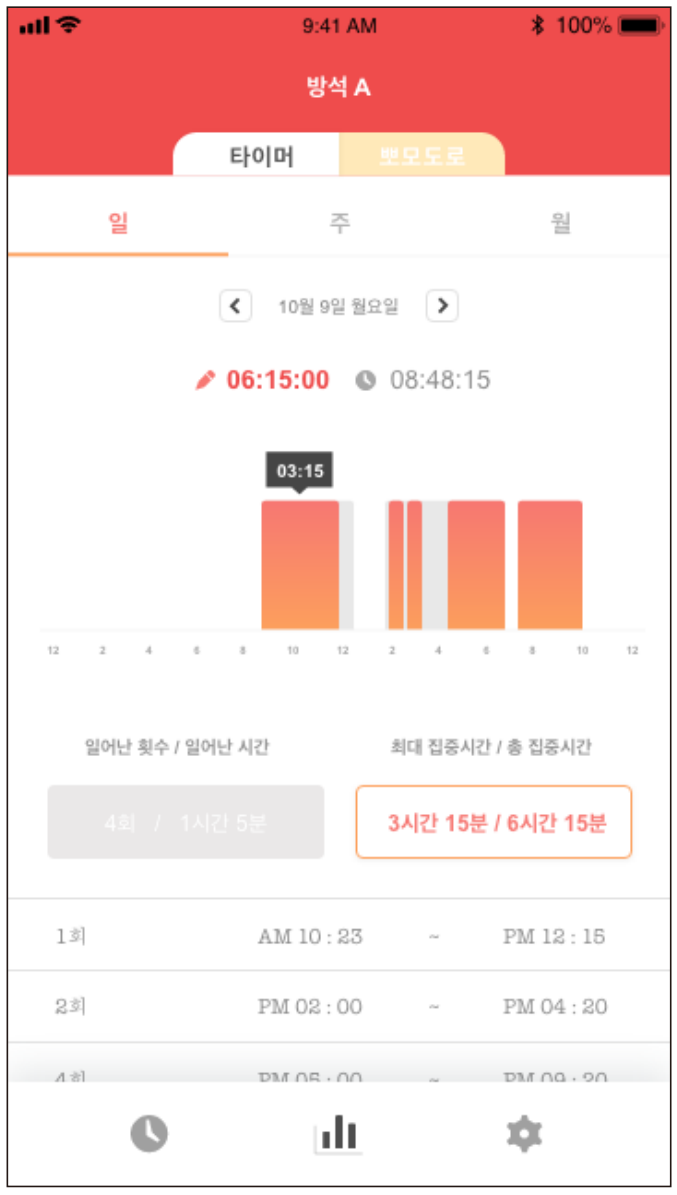

1. In [Daily] statistics, you can check the concentration time and the exclusion time of day by list and statistics.

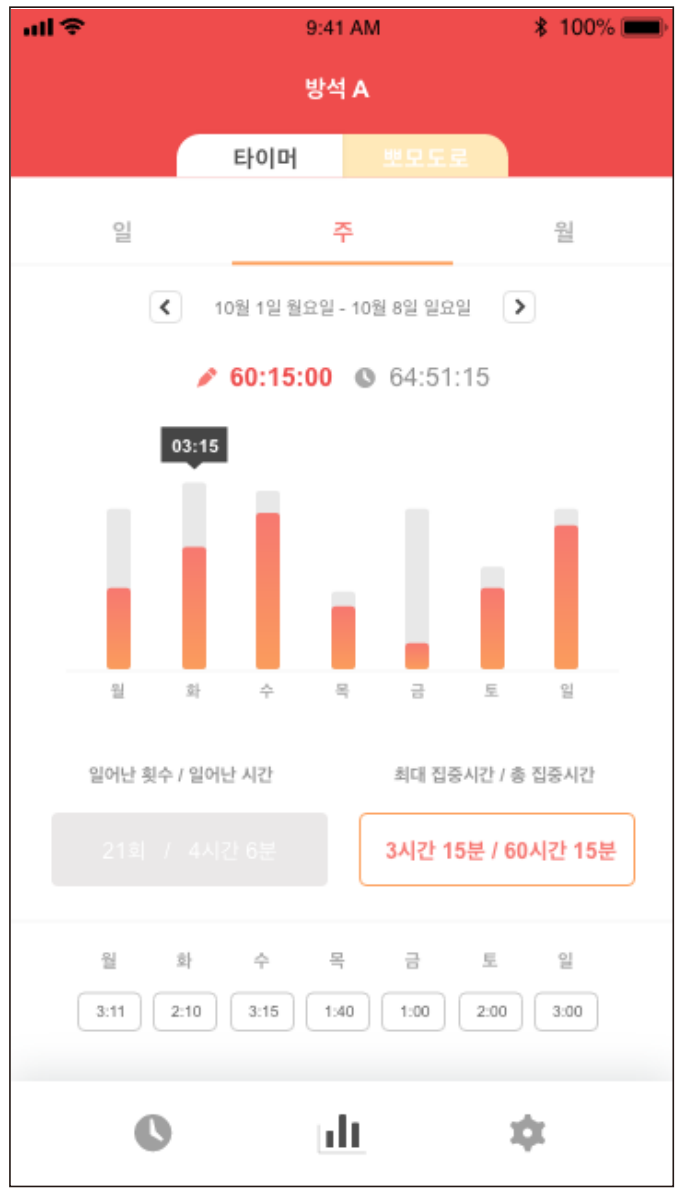

2. [Week] You can check the concentration time and the exclusion time of a week from the statistics.

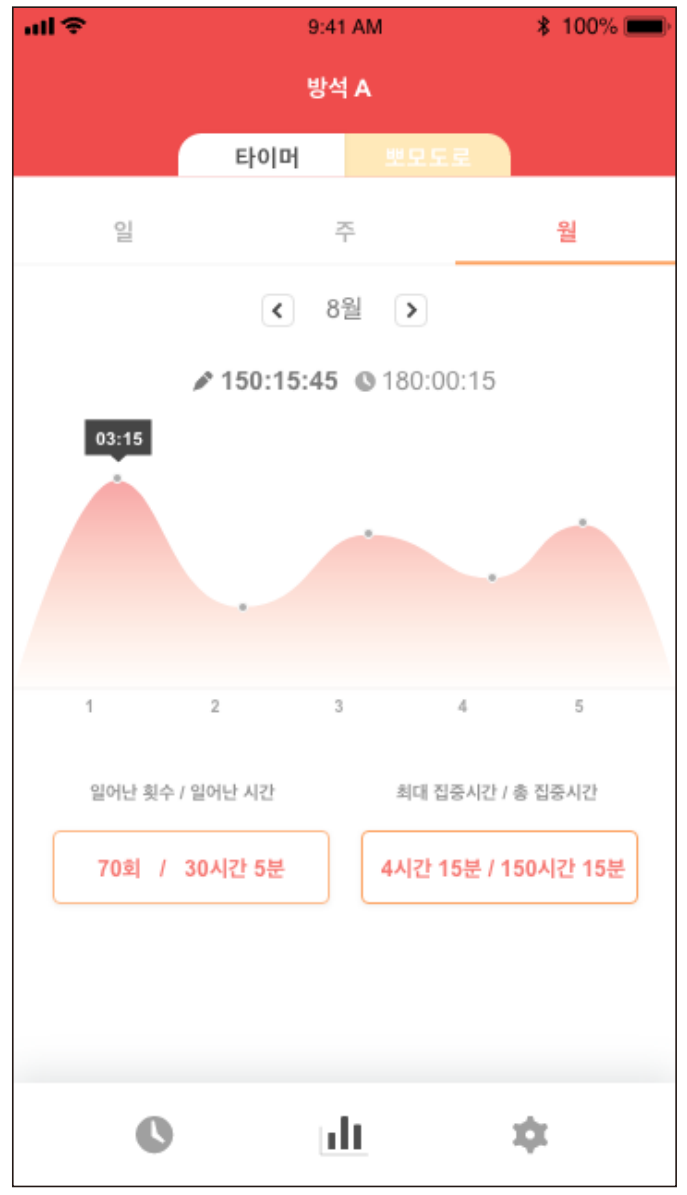

3. [Month] statistics show the time you have spent in the month for study and excluded time. It making it easy to identify sluggish weeks.

4. Statistics - Pomodoro Timer

Tap the statistics icon at the bottom of the app to see the statistics by daily / week / month.

1. In the [Daily] statistics, you can see the failed set and the successful set on a daily basis. Increase your achievement rate by seeing your success rate at a glance today.

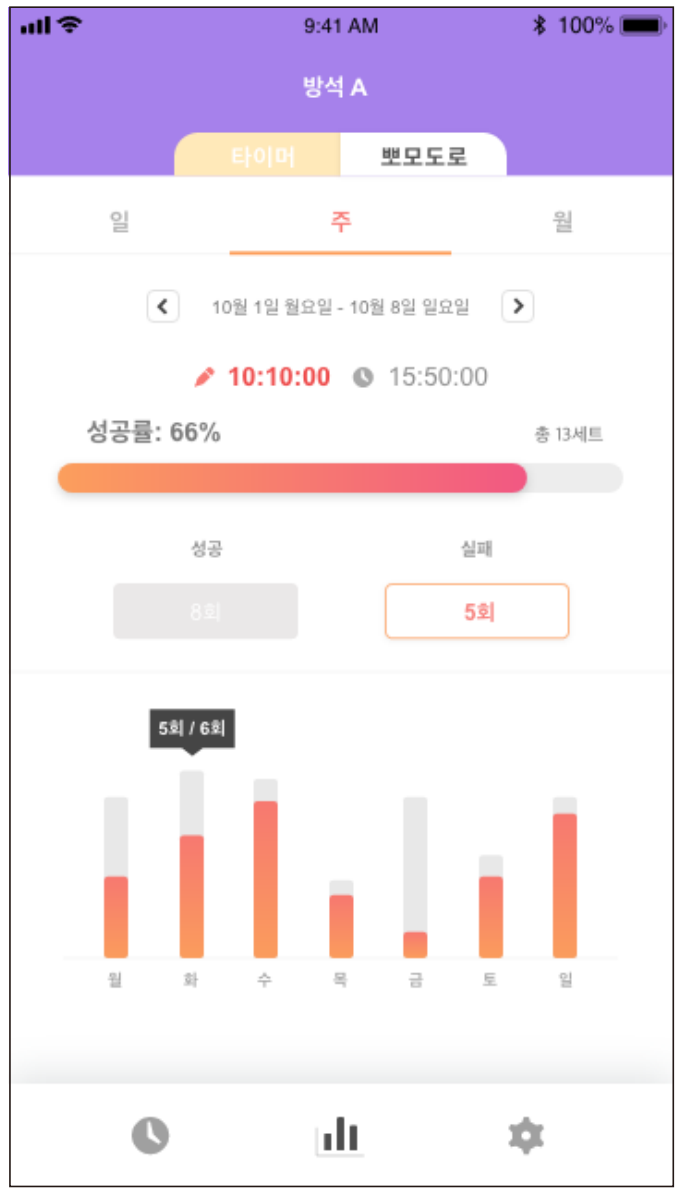

2. [Week] You can check the weekly statistics in the statistics. In a week, you can see the weeks with high or low success rate at a glance.

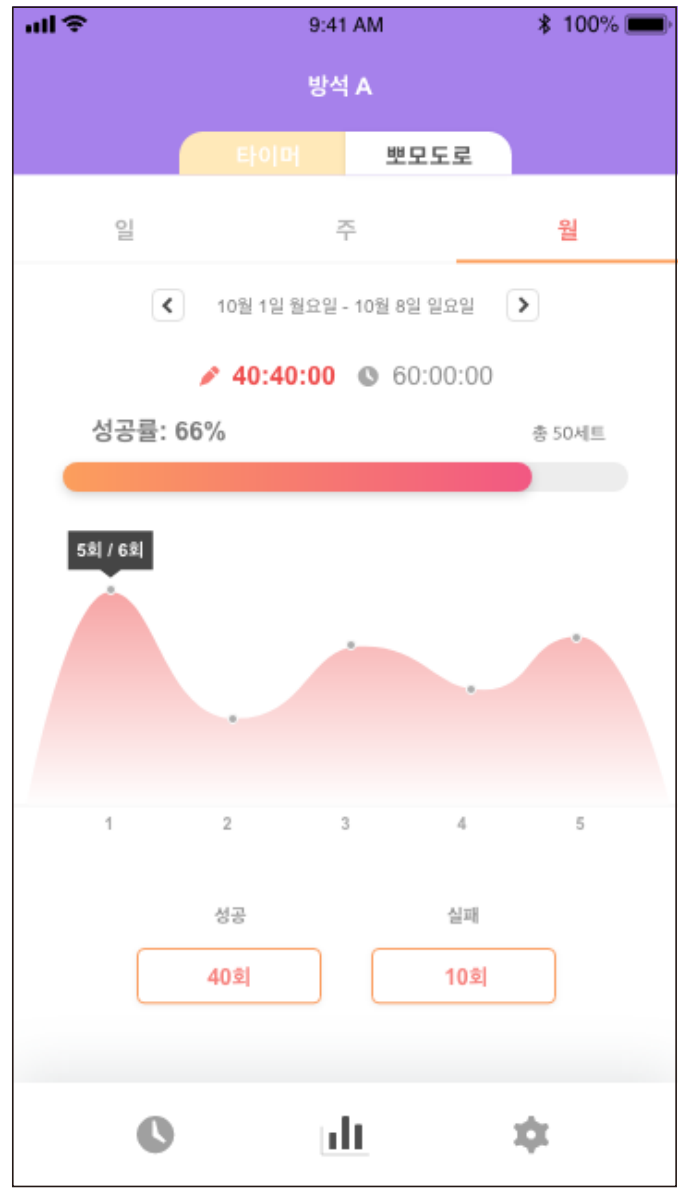

3. In the [Month] statistics, you can see the total success and failure in a month through the curve graph. You can also check the concentration of the whole month, and check the amount of concentration in set units and units of time.

5. Specification

1. Model name: SR-S100
2. Product name: Study Recorder
3. RF Range : Blueotooth (2402 ~ 2480MHz / BLE)
4. Power : DC 3V (Lithium battery 1.5V X2)

6. Certification and Safety Approvals FCC Compliance Statement

This device complies with part 15 of the FCC Rules. Operation is subject to the following two conditions:
(1) This device may not cause harmful interference, and
(2) This device must accept any interference received, including interference that may cause undesired operation.

Class B Digital Device
This equipment has been tested and found to comply with the limits for a Class B digital device, pursuant to part 15 of the FCC Rules. These limits are designed to provide reasonable protection against harmful interference in a residential installation this equipment generates, uses and can radiate radio frequency energy and, if not installed and used in accordance with the instructions, may cause harmful interference to radio communications, however, there is no guarantee that interference will not occur in a particular installation. If this equipment does cause harmful interference to radio or television reception, which can be determined by turning the equipment off and on, the user is encouraged to try to correct the interference by one or more of the following measures:
- Reorient or relocate the receiving antenna.
- Increase the separation between the equipment and receiver.
- Connect the equipment into an outlet on a circuit different from that to which the receiver is connected.
- Consult the dealer or an experienced radio/TV technician for help.

Any changes or modifications in construction of this device which are not expressly approved by the party responsible for compliance could void the user's authority to operate the equipment.