TEST REPORT

Product	:	MOBILE PHONE
Trade mark	:	ROKiT
Model/Type reference	:	IO Pro
Serial Number	:	N/A
Report Number	:	EED32K00215405
FCC ID	:	2AQNZ-IOPRO
Date of Issue	:	Aug. 29, 2018
Test Standards	:	47 CFR Part 2 47 CFR Part 22 subpart H 47 CFR Part 24 subpart E 47 CFR Part 27
Test result	:	PASS

Prepared for:

ROKIT Corp Limited
ROK House, Kingswood Business Park, Holyhead Road, Albrighton, Wolverhampton, United Kingdom, WV73AU

Prepared by:

Centre Testing International Group Co., Ltd.
Hongwei Industrial Zone, Bao'an 70 District, Shenzhen, Guangdong, China
TEL: +86-755-3368 3668
FAX: +86-755-3368 3385

Tested by: Peter — Peter (Test Project)

Compiled by: Tom-chen — Tom chen (Project Engineer)

Reviewed by: Kevin Yang — Kevin yang (Reviewer)

Approved by: Sheek Luo — Sheek Luo (Lab supervisor)

Date: Aug. 29, 2018

Check No.:3096342807

2 Version

Version No.	Date	Description
00	Aug. 29, 2018	Original

3 Test Summary

GSM 850, WCDMA(Band V)			
Test Item	**Test Requirement**	**Test method**	**Result**
Conducted output power	Part 2.1046(a)/Part 22.913(a)	TIA-603-E-2016&KDB 971168 D01v03r01	PASS
Effective Radiated Power of Transmitter(ERP)	Part 2.1046(a)/Part 22.913(a)	TIA-603-E-2016&KDB 971168 D01v03r01	PASS
99%&26dB Occupied Bandwidth	Part 2.1049(h)	Part 22.917(b) &KDB 971168 D01v03r01	PASS
Band Edge at antenna terminals	Part 2.1051/Part 22.917(a)	Part 22.917(b) &KDB 971168 D01v03r01	PASS
Spurious emissions at antenna terminals	Part 2.1051/ Part 2.1057/ Part 22.917(a)(b)	TIA-603-E-2016&KDB 971168 D01v03r01	PASS
Field strength of spurious radiation	Part 2.1053/ Part 2.1057/ Part 22.917(a)(b)	TIA-603-E-2016&KDB 971168 D01v03r01	PASS
Frequency stability	Part 2.1055/ Part 22.355	TIA-603-E-2016&KDB 971168 D01v03r01	PASS
GSM 1900,WCDMA(Band II)			
Test Item	**Test Requirement**	**Test method**	**Result**
Conducted output power	Part 2.1046(a) /Part 24.232(c)	TIA-603-E-2016&KDB 971168 D01v03r01	PASS
Effective Radiated Power of Transmitter(EIRP)	Part 2.1046(a) / Part 24.232(c)	TIA-603-E-2016&KDB 971168 D01v03r01	PASS
peak-to-average ratio	Part 24.232(d)	KDB 971168 D01v03r01	PASS
99% &26dBOccupied Bandwidth	Part 2.1049(h)	Part 24.238(b) &KDB 971168 D01v03r01	PASS
Band Edge at antenna terminals	Part 2.1051/ Part 24.238(a)	Part 24.238(b) &KDB 971168 D01v03r01	PASS
Spurious emissions at antenna terminals	Part 2.1051/ Part 2.1057/ Part 24.238(a)(b)	TIA-603-E-2016&KDB 971168 D01v03r01	PASS
Field strength of spurious radiation	Part 2.1053 /Part 2.1057 / Part 24.238(a)(b)	TIA-603-E-2016&KDB 971168 D01v03r01	PASS
Frequency stability	Part 2.1055/Part 24.235	TIA-603-E-2016&KDB 971168 D01v03r01	PASS

WCDMA(Band IV)			
Test Item	**Test Requirement**	**Test method**	**Result**
Conducted output power	Part 2.1046(a) /Part 27.50(d)	TIA-603-E-2016&KDB 971168 D01v03r01	PASS
Effective Radiated Power of Transmitter(EIRP)	Part 2.1046(a) / Part 27.50(d)	TIA-603-E-2016&KDB 971168 D01v03r01	PASS
peak-to-average ratio	Part 27.50(d)	KDB 971168 D01v03r01	PASS
99% &26dBOccupied Bandwidth	Part 2.1049(h)	Part 27.53(h) &KDB 971168 D01v03r01	PASS
Band Edge at antenna terminals	Part 2.1051/ Part 27.53(h)	Part 27.53(h) &KDB 971168 D01v03r01	PASS
Spurious emissions at antenna terminals	Part 2.1051/ Part 27.53(h)	TIA-603-E-2016&KDB 971168 D01v03r01	PASS
Field strength of spurious radiation	Part 2.1053/ Part 27.53(h)	TIA-603-E-2016&KDB 971168 D01v03r01	PASS
Frequency stability	Part 2.1055/Part 27.54	TIA-603-E-2016&KDB 971168 D01v03r01	PASS

Remark:
The tested samples and the sample information are provided by the client.
Tx: In this whole report Tx (or tx) means Transmitter.
Rx: In this whole report Rx (or rx) means Receiver.
RF: In this whole report RF means Radiated Frequency.
CH: In this whole report CH means channel.
Volt: In this whole report Volt means Voltage.
Temp: In this whole report Temp means Temperature.
Humid: In this whole report Humid means humidity.
Press: In this whole report Press means Pressure.
N/A: In this whole report not application

4 Content

1 COVER PAGE 1

2 VERSION 2

3 TEST SUMMARY 3

4 CONTENT 5

5 TEST REQUIREMENT 6

5.1 TEST SETUP 6
5.1.1 For Radiated Emissions test setup 6
5.2 TEST ENVIRONMENT 6
5.3 TEST CONDITION 7

6 GENERAL INFORMATION 10

6.1 CLIENT INFORMATION 10
6.2 GENERAL DESCRIPTION OF EUT 10
6.3 PRODUCT SPECIFICATION SUBJECTIVE TO THIS STANDARD 11
6.4 DESCRIPTION OF SUPPORT UNITS 12
6.5 TEST LOCATION 12
6.6 DEVIATION FROM STANDARDS 12
6.7 ABNORMALITIES FROM STANDARD CONDITIONS 12
6.8 OTHER INFORMATION REQUESTED BY THE CUSTOMER 12
6.9 MEASUREMENT UNCERTAINTY (95% CONFIDENCE LEVELS, K=2) 12

7 EQUIPMENT LIST 13

8 RADIO TECHNICAL REQUIREMENTS SPECIFICATION 15

Appendix A)RF Power Output 16
Appendix B)Peak-to-Average Ratio 19
Appendix C)BandWidth 35
Appendix D)Band Edges Compliance 61
Appendix E)Spurious Emission at Antenna Terminal 77
Appendix F)Frequency Stability 195
Appendix G) Effective Radiated Power of Transmitter (ERP/EIRP) 217
Appendix H) Field strength of spurious radiation 222

PHOTOGRAPHS OF TEST SETUP 268

PHOTOGRAPHS OF EUT CONSTRUCTIONAL DETAILS 269

5 Test Requirement

5.1 Test setup

5.1.1 For Radiated Emissions test setup

Radiated Emissions setup:

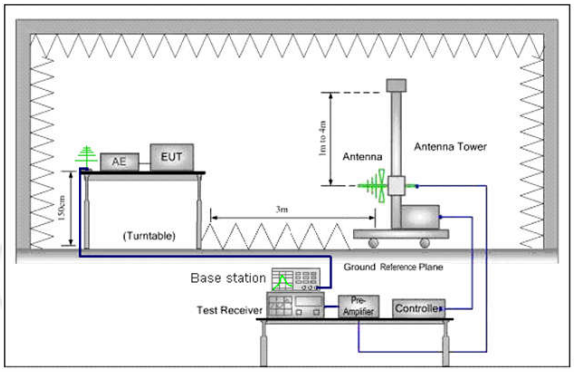

Figure 1.30MHz to 1GHz

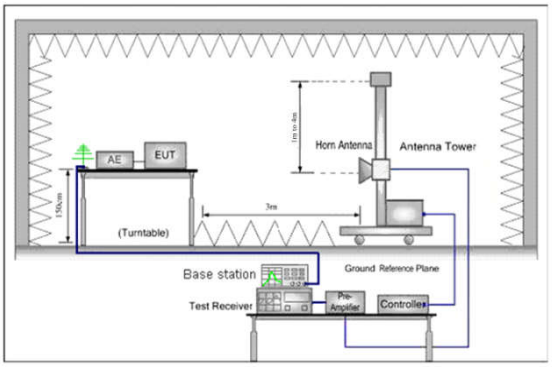

Figure 2. above 1GHz

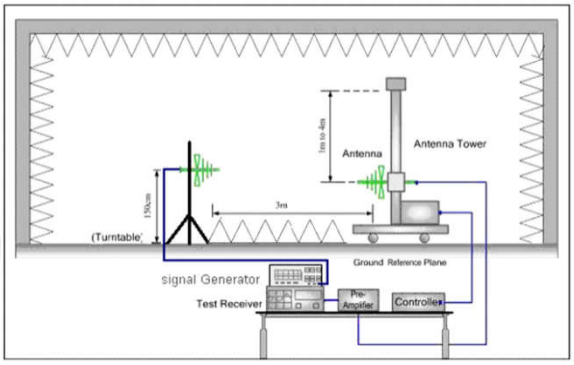

Figure 1. 30MHz to 1GHz

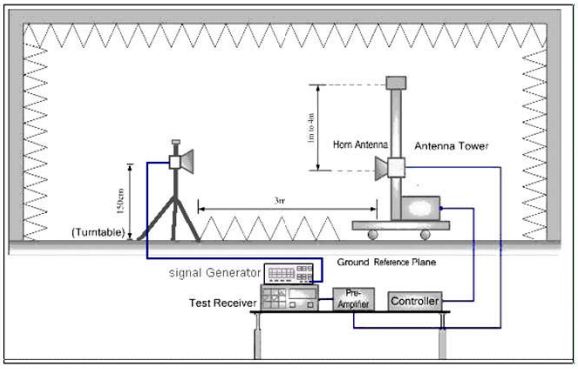

Figure 2. above 1GHz

5.2 Test Environment

Operating Environment:	
Temperature:	25.0 °C
Humidity:	56 % RH
Atmospheric Pressure:	1010mbar

5.3 Test Condition

Test channel:

Test Mode	Tx/Rx	RF Channel		
		Low(L)	Middle(M)	High(H)
GSM/GPRS/ EDGE850	Tx (824 MHz ~849 MHz)	Channel 128	Channel 190	Channel 251
		824.2MHz	836.6 MHz	848.8 MHz
	Rx (869 MHz ~894 MHz)	Channel 128	Channel 190	Channel 251
		869.2 MHz	881.6 MHz	893.8 MHz
WCDMA band V	Tx (824 MHz ~849 MHz)	Channel 4132	Channel 4182	Channel 4233
		826.4 MHz	836.4 MHz	846.6 MHz
	Rx (869 MHz ~894 MHz)	Channel 4357	Channel 4407	Channel 4458
		871.4 MHz	881.4 MHz	891.6 MHz
WCDMA Band II	Tx (1850 MHz ~1910 MHz)	Channel 9262	Channel 9400	Channel 9538
		1852.4 MHz	1880.0 MHz	1907.6 MHz
	Rx (1930 MHz ~1990 MHz)	Channel 9662	Channel 9800	Channel 9938
		1932.4 MHz	1960.0 MHz	1987.6 MHz
GSM/GPRS/ EDGE1900	Tx (1850 MHz ~1910 MHz)	Channel 512	Channel 661	Channel 810
		1850.2MHz	1880.0 MHz	1909.8 MHz
	Rx (1930 MHz ~1990 MHz)	Channel 512	Channel 661	Channel 810
		1930.2 MHz	1960.0 MHz	1989.8 MHz
WCDMA Band IV	Tx (1710 MHz ~1755 MHz)	Channel 1312	Channel 1413	Channel 1513
		1712.4MHz	1732.6MHz	1752.6MHz
	Rx (2110 MHz ~2155 MHz)	Channel 1537	Channel 1638	Channel 1738
		2112.4 MHz	2132.6 MHz	2152.6 MHz

Test mode:

Pre-scan under all rate at lowest middle and highest channel ,find the transmitter power as below:

SIM 1 Card Conducted transmitter power measurement result.

band	**GSM850 (dBm)**			**GSM1900 (dBm)**		
Channel	**128**	**190**	**251**	**512**	**661**	**810**
Frequency(MHz)	824.2MHz	836.6MHz	848.8MHz	1850.2MHz	1880MHz	1909.8MHz
GSM	32.79	33.26	33.38	31.11	30.74	31.23
GPRS Class 12	32.74	33.22	33.34	31.08	30.74	31.23
EDGE Class 12	27.46	27.85	27.95	27.96	27.17	27.44

band	WCDMA Band V (dBm)			WCDMA Band II (dBm)		
Channel	**4132**	**4182**	**4233**	**9262**	**9400**	**9538**
Frequency(MHz)	826.4MHz	836.4MHz	846.6MHz	1852.4MHz	1880MHz	1907.6MHz
RMC 12.2K	24.26	24.36	24.46	25.00	24.55	24.88
HSDPA	23.24	23.42	23.51	23.97	23.63	23.92
HSUPA	22.08	22.12	22.23	22.83	22.42	22.70

band	WCDMA Band IV (dBm)		
Channel	**1312**	**1413**	**1513**
Frequency(MHz)	1712.4MHz	1732.6MHz	1752.6MHz
RMC 12.2K	23.94	24.54	23.99
HSDPA	23.29	23.82	23.15
HSUPA	22.12	22.56	21.87

SIM 2 Card Conducted transmitter power measurement result.

band	GSM850 (dBm)			GSM1900 (dBm)		
Channel	**128**	**190**	**251**	**512**	**661**	**810**
Frequency(MHz)	824.2MHz	836.6MHz	848.8MHz	1850.2MHz	1880MHz	1909.8MHz
GSM	32.66	33.17	33.22	30.97	30.56	31.02
GPRS Class 12	32.66	33.13	33.17	31.00	30.58	30.98
EDGE Class 12	26.98	27.38	27.45	27.80	27.01	27.19

band	WCDMA Band V (dBm)			WCDMA Band II (dBm)		
Channel	**4132**	**4182**	**4233**	**9262**	**9400**	**9538**
Frequency(MHz)	826.4MHz	836.4MHz	846.6MHz	1852.4MHz	1880MHz	1907.6MHz
RMC 12.2K	24.01	24.11	24.03	24.89	24.03	24.12
HSDPA	22.98	23.02	23.19	23.77	23.23	23.62
HSUPA	21.78	21.76	21.83	22.43	22.12	22.22

band	WCDMA Band IV (dBm)		
Channel	**1312**	**1413**	**1513**
Frequency(MHz)	1712.4MHz	1732.6MHz	1752.6MHz
RMC 12.2K	23.74	24.44	23.72
HSDPA	23.20	23.42	23.01
HSUPA	22.09	22.26	21.52

Pre-scan all mode and data rates and positions,find worse case mode of SIM1 card are chosen to the report ,the worse case mode as below:

band	Radiated	Conducted
GSM/GPRS/EDGE 850	1)GSM Link 2)GPRS 8 Link 3)EDGE 8 Link	1)GSM Link 2)GPRS 8 Link 3)EDGE 8 Link
GSM/GPRS/EDGE 1900	1)GSM Link 2)GPRS 8 Link 3)EDGE 8 Link	1)GSM Link 2)GPRS 8 Link 3)EDGE 8 Link
WCDMA Band V	1)RMC 12.2Kbps Link	1)RMC 12.2Kbps Link
WCDMA Band II	1)RMC 12.2Kbps Link	1)RMC 12.2Kbps Link
WCDMA Band IV	1)RMC 12.2Kbps Link	1)RMC 12.2Kbps Link

Test mode:

Test Mode	Test Modes description
GSM/TM1	GSM system, GSM, GMSK modulation
GSM/TM2	GSM system, GPRS, GMSK modulation
GSM/TM3	GSM system, EDGE, 8PSK modulation
Test Mode	Test Modes description
UMTS/TM1	WCDMA system, QPSK modulation
UMTS/TM2	HSDPA system, QPSK modulation
UMTS/TM3	HSUPA system, QPSK modulation

6 General Information

6.1 Client Information

Applicant:	ROKIT Corp Limited
Address of Applicant:	ROK House, Kingswood Business Park, Holyhead Road, Albrighton, Wolverhampton, United Kingdom, WV73AU
Manufacturer:	ROKIT Corp Limited
Address of Manufacturer:	ROK House, Kingswood Business Park, Holyhead Road, Albrighton, Wolverhampton, United Kingdom, WV73AU
Factory:	Shenzhen Newsun Technology Co., Ltd
Address of Factory:	5th Floor, A1 Building, Zhongtai Information Technology Industrial Park, No. 2 Dezheng Road, Shilong Community, Shiyan Street, Baoan District, Shenzhen, China

6.2 General Description of EUT

Product Name:	MOBILE PHONE
Model No.(EUT):	IO Pro
Trade mark:	ROKiT
EUT Supports Radios application:	BT4.0, 2.1+EDR: 2402MHz to 2480MHz WiFi: IEEE 802.11b/g/n(HT20): 2412MHz to 2462MHz IEEE 802.11n(HT40): 2422MHz to 2452MHz GPS: 1559MHz to 1610MHz GSM/GPRS/EDGE 850: Tx:824.20 -848.80MHz; Rx: 869.20 – 893.80MHz GSM/GPRS/EDGE 1900: Tx:1850.20 – 1909.80MHz; Rx:1930.20 – 1989.80MHz CDMA BC0: Tx:824-849MHz; Rx:869-894MHz CDMA BC1: Tx:1850-1910MHz; Rx:1930-1990MHz CDMA BC10: TX:817.25-823.975MHz, RX:862.25-868.975MHz 1xEVDO BC0: Tx:824-849MHz; Rx:869-894MHz 1xEVDO BC0: Tx:1850-1910MHz; Rx:1930-1990MHz 1xEVDO BC0: TX:817.25-823.975MHz, RX:862.25-868.975MHz WCDMA/HSDPA/HSUPA/HSPA+(Down Link) Band V: Tx:826.40 -846.60MHz; Rx: 871.40 – 891.60MHz WCDMA/HSDPA/HSUPA/HSPA+(Down Link) Band IV: Tx:1710-1755MHz; Rx: 2110-2155MHz WCDMA/HSDPA/HSUPA/HSPA+(Down Link) Band II: Tx:1852.40 – 1907.60MHz; Rx:1932.40 – 1987.60MHz LTE Band 2: TX:1850MHz to 1910MHz RX:1930MHz to 1990MHz. LTE Band 4: TX:1710MHz to 1755MHz RX:2110MHz to 2155MHz. LTE Band 5:

	TX:824MHz to 849MHz RX:869MHz to 894MHz. LTE Band 12: TX:698MHz to 716MHz RX:729MHz to 746MHz. LTE Band 17: TX:704MHz to 716MHz RX:734MHz to 746MHz.
Power Supply:	DC 5V by USB port
	Li-ion Battery 3.85V, 3850mAh, 14.822Wh
Firmware version:	MOLY.LR12A.R2.MP.V36.9(manufacturer declare)
Hardware version:	V0(manufacturer declare)
USB cable:	100cm(shielded)
Sample Received Date:	Aug. 08, 2018
Sample tested Date:	Aug. 08, 2018 to Aug. 29, 2018

6.3 Product Specification subjective to this standard

Frequency Band:	GSM/GPRS/EDGE 850: Tx:824.20 -848.80MHz; Rx: 869.20 – 893.80MHz GSM/GPRS/EDGE 1900: Tx:1850.20 – 1909.80MHz; Rx:1930.20 – 1989.80MHz WCDMA/HSDPA/HSUPA/HSPA+(Down Link) Band V: Tx:826.40 -846.60MHz; Rx: 871.40 – 891.60MHz WCDMA/HSDPA/HSUPA/HSPA+(Down Link) Band IV: Tx:1710-1755MHz; Rx: 2110-2155MHz WCDMA/HSDPA/HSUPA/HSPA+(Down Link) Band II: Tx:1852.40 – 1907.60MHz; Rx:1932.40 – 1987.60MHz
Modulation Type:	GMSK (GSM/GPRS) , GMSK/8PSK (EGPRS) QPSK for WCDMA, QPSK for HSDPA, QPSK for HSUPA
Sample Type:	mobile production
Antenna Type:	MONOPOLE
Antenna Gain:	-5dBi
Test Voltage:	DC 3.85V

6.4 Description of Support Units

The EUT has been tested independently.

6.5 Test Location

All tests were performed at:

Centre Testing International Group Co., Ltd
Building C, Hongwei Industrial Park Block 70, Bao'an District, Shenzhen, China
Telephone: +86 (0) 755 33683668 Fax:+86 (0) 755 33683385
No tests were sub-contracted.
FCC Designation No.: CN1164

6.6 Deviation from Standards

None.

6.7 Abnormalities from Standard Conditions

None.

6.8 Other Information Requested by the Customer

None.

6.9 Measurement Uncertainty (95% confidence levels, k=2)

No.	Item	Measurement Uncertainty
1	Radio Frequency	7.9×10^{-8}
2	RF power, conducted	0.31dB (30MHz-1GHz)
		0.57dB (1GHz-18GHz)
3	Radiated Spurious emission test	4.5dB (30MHz-1GHz)
		4.8dB (1GHz-12.75GHz)
4	Conduction emission	3.6dB (9kHz to 150kHz)
		3.2dB (150kHz to 30MHz)
5	Temperature test	0.64°C
6	Humidity test	2.8%
7	DC power voltages	0.025%

7 Equipment List

Communication RF test system					
Equipment	**Manufacturer**	**Model No.**	**Serial Number**	**Cal. Date (mm-dd-yyyy)**	**Cal. Due date (mm-dd-yyyy)**
Spectrum Analyzer	Agilent	E4440A	MY46185649	11-16-2017	11-15-2018
Signal Generator	Agilent	E4438C	MY45095744	03-13-2018	03-12-2019
Communication test set	Agilent	E5515C	GB47050534	03-16-2018	03-15-2019
Signal Generator	Keysight	E8257D	MY53401106	03-13-2018	03-12-2019
Communication test set	R&S	CMW500	152394	03-16-2018	03-15-2019
High-pass filter	Sinoscite	FL3CX03WG18 NM12-0398-002	---	01-10-2018	01-09-2019
High-pass filter	MICRO-TRONICS	SPA-F-63029-4	---	01-10-2018	01-09-2019
band rejection filter	Sinoscite	FL5CX01CA09C L12-0395-001	---	01-10-2018	01-09-2019
band rejection filter	Sinoscite	FL5CX01CA08C L12-0393-001	---	01-10-2018	01-09-2019
band rejection filter	Sinoscite	FL5CX02CA04C L12-0396-002	---	01-10-2018	01-09-2019
band rejection filter	Sinoscite	FL5CX02CA03C L12-0394-001	---	01-10-2018	01-09-2019
DC Power	Keysight	E3642A	MY54426112	03-13-2018	03-12-2019
DC Power	Keysight	E3642A	MY54426115	03-13-2018	03-12-2019
PC-2	Lenovo	R4960d	---	01-10-2018	01-09-2019
PC-3	Lenovo	R4960d	---	01-10-2018	01-09-2019
RF control unit	JS Tonscend	JS0806-1	158060004	03-13-2018	03-12-2019
DC power Box	JS Tonscend	JS0806-4	158060007	03-13-2018	03-12-2019
LTE Automatic test software	JS Tonscend	JS1120-1	---	03-30-2018	03-29-2019
WCDMA Automatic test software	JS Tonscend	JS1120-3	---	03-30-2018	03-29-2019
GSM Automatic test software	JS Tonscend	JS1120-3	---	03-30-2018	03-29-2019

3M Semi/full-anechoic Chamber					
Equipment	**Manufacturer**	**Model No.**	**Serial Number**	**Cal. date (mm-dd-yyyy)**	**Cal. Due date (mm-dd-yyyy)**
3M Chamber & Accessory Equipment	TDK	SAC-3	---	06-04-2016	06-03-2019
TRILOG Broadband Antenna	Schwarzbeck	VULB9163	9163-401	04-26-2018	04-25-2019
TRILOG Broadband Antenna	Schwarzbeck	VULB9163	9163-618	07-30-2018	07-29-2019
Microwave Preamplifier	Agilent	8449B	3008A02425	08-21-2018	08-20-2019
Microwave Preamplifier	Tonscend	EMC051845SE	980380	01-19-2018	01-18-2019
Horn Antenna	Schwarzbeck	BBHA 9120D	9120D-1869	04-25-2018	04-23-2021
Double ridge horn antenna	A.H.SYSTEMS	SAS-574	6042	06-05-2018	06-04-2021
Pre-amplifier	A.H.SYSTEMS	PAP-1840-60	6041	06-05-2018	06-04-2021
Loop Antenna	ETS	6502	00071730	06-22-2017	06-21-2019
Spectrum Analyzer	R&S	FSP40	100416	05-11-2018	05-10-2019
Receiver	R&S	ESCI	100435	05-25-2018	05-24-2019
Multi device Controller	maturo	NCD/070/10711112	---	01-10-2018	01-09-2019
LISN	schwarzbeck	NNBM8125	81251547	05-11-2018	05-10-2019
LISN	schwarzbeck	NNBM8125	81251548	05-11-2018	05-10-2019
Signal Generator	Agilent	E4438C	MY45095744	03-13-2018	03-12-2019
Signal Generator	Keysight	E8257D	MY53401106	03-13-2018	03-12-2019
Temperature/ Humidity Indicator	TAYLOR	1451	1905	05-02-2018	05-01-2019
Communication test set	Agilent	E5515C	GB47050534	03-16-2018	03-15-2019
Cable line	Fulai(7M)	SF106	5219/6A	01-10-2018	01-09-2019
Cable line	Fulai(6M)	SF106	5220/6A	01-10-2018	01-09-2019
Cable line	Fulai(3M)	SF106	5216/6A	01-10-2018	01-09-2019
Cable line	Fulai(3M)	SF106	5217/6A	01-10-2018	01-09-2019
Communication test set	R&S	CMW500	104466	02-05-2018	02-04-2019
High-pass filter	Sinoscite	FL3CX03WG18NM12-0398-002	---	01-10-2018	01-09-2019
High-pass filter	MICRO-TRONICS	SPA-F-63029-4	---	01-10-2018	01-09-2019
band rejection filter	Sinoscite	FL5CX01CA09CL12-0395-001	---	01-10-2018	01-09-2019
band rejection filter	Sinoscite	FL5CX01CA08CL12-0393-001	---	01-10-2018	01-09-2019
band rejection filter	Sinoscite	FL5CX02CA04CL12-0396-002	---	01-10-2018	01-09-2019
band rejection filter	Sinoscite	FL5CX02CA03CL12-0394-001	---	01-10-2018	01-09-2019

8 Radio Technical Requirements Specification

Reference documents for testing:

No.	Identity	Document Title
1	PART 22	PART 22 – PUBLIC MOBILE SERVICES Subpart H – Cellular Radiotelephone Service
2	PART 24	PART 24 – PERSONAL COMMUNICATIONS SERVICES Subpart E – Broadband PCS
3	PART 27	PART 27 – MISCELLANEOUS WIRELESS COMMUNICATIONS SERVICES Subpart C – Technical Standards
3	PART 2	Frequency allocations and radio treaty matters; general rules and regulations
4	TIA-603-E-2016	Land Mobile FM or PM -Communications Equipment -Measurement and Performance Standards
5	KDB971168 D01	KDB971168 D01 Power Meas License Digital Systems v03r01

Test Results List:

Test Requirement	Test method	Test item	Verdict	Note
Part 2.1046(a)/Part 22.913(a)/ part 24.232(c) Part 27.50(d)	TIA-603-E-2016& KDB 971168 D01v03r01	Conducted output power	PASS	Appendix A)
Part 24.232(d) Part 27.50(d)	KDB 971168 D01v03r01	peak-to-average ratio	PASS	Appendix B)
Part 2.1049(h)	Part 22.917(b)/ Part 24.238(b)/ Part 27.53(h) &KDB 971168 D01v03r01	99% &26dBOccupied Bandwidth	PASS	Appendix C)
Part 2.1051/Part 22.917(a)/ Part 24.238(a) Part 27.53(h)	Part 22.917(b)/ Part 24.238(b)/ Part 27.53(h) &KDB 971168 D01v03r01	Band Edge at antenna terminals	PASS	Appendix D)
Part 2.1051/ Part 2.1057/ Part 22.917(a)(b)/ Part 24.238(a)(b) Part 27.53(h)	TIA-603-E-2016& KDB 971168 D01v03r01	Spurious emissions at antenna terminals	PASS	Appendix E)
Part 2.1055/ Part 22.355/ Part 24.235 Part 27.54	TIA-603-E-2016& KDB 971168 D01v03r01	Frequency stability	PASS	Appendix F)
Part 2.1053/ Part 2.1057/ Part 22.917(a)(b)/ Part 24.238(a)(b) Part 27.53(h)	TIA-603-E-2016& KDB 971168 D01v03r01	Field strength of spurious radiation	PASS	Appendix G)
Part 2.1046(a)/Part 22.913(a)/ Part 24.232(c) Part 27.50(d)	TIA-603-E-2016& KDB 971168 D01v03r01	Effective Radiated Power of Transmitter(ERP)	PASS	Appendix H)

Appendix A)RF Power Output

Test Requirement:	Part 2.1046(a)
Test Method:	TIA-603-E-2016 Clause 2.2.1
Test Setup:	Refer to section 5 for details
Limit:	Mode: GSM/GPRS/EDGE/ WCDMA 850; GSM/GPRS/EDGE/WCDMA 1900; WCDMA 1700 Frequency: 824 – 849MHz; 1850 – 1910MHz; 1710 – 1755MHz Limit: 38.45dBm（ERP）; 33.01dBm（EIRP）; 30dBm（EIRP）
Measurement Procedure:	The transmitter output was connected to a calibrated coaxial cable, attenuator and power meter, the other end of which was connected to a Base Station Simulator. The Base Station Simulator was set to force the EUT to its maximum power setting. The power output at the transmitter antenna port was determined by adding the value of the cable insertion loss to the power reading. The tests were performed at three frequencies (low channel, middle channel and high channel) and on the highest power levels, which can be setup on the transmitters.
Instruments Used:	Refer to section 7 for details
Test Results:	Pass

Test Band	Test Mode	Test Channel	Measured (dbm)	Limit (dbm)	Verdict
GSM850	GSM/TM1	LCH	32.79	38.5	PASS
		MCH	33.26	38.5	PASS
		HCH	33.38	38.5	PASS
	GSM/TM2	LCH	32.74	38.5	PASS
		MCH	33.22	38.5	PASS
		HCH	33.34	38.5	PASS
	GSM/TM3	LCH	27.46	38.5	PASS
		MCH	27.85	38.5	PASS
		HCH	27.95	38.5	PASS
Test Band	Test Mode	Test Channel	Measured(dbm)	Limit (dbm)	Verdict
GSM1900	GSM/TM1	LCH	31.11	33	PASS
		MCH	30.74	33	PASS
		HCH	31.23	33	PASS
	GSM/TM2	LCH	31.08	33	PASS
		MCH	30.74	33	PASS

		HCH	31.23	33	PASS
	GSM/TM3	LCH	27.96	33	PASS
		MCH	27.17	33	PASS
		HCH	27.44	33	PASS

Test Band	Test Mode	Test Channel	Measured (dbm)	Limit (dbm)	Verdict
WCDMA850	UMTS/TM1	LCH	24.26	38.5	PASS
		MCH	24.36	38.5	PASS
		HCH	24.46	38.5	PASS
Test Band	Test Mode	Test Channel	Measured (dbm)	Limit (dbm)	Verdict
WCDMA850	UMTS/TM2	LCH	23.24	38.5	PASS
		MCH	23.42	38.5	PASS
		HCH	23.51	38.5	PASS
Test Band	Test Mode	Test Channel	Measured (dbm)	Limit (dbm)	Verdict
WCDMA850	UMTS/TM3	LCH	22.08	38.5	PASS
		MCH	22.12	38.5	PASS
		HCH	22.23	38.5	PASS

Test Band	Test Mode	Test Channel	Measured (dbm)	Limit (dbm)	Verdict
WCDMA1700	UMTS/TM1	LCH	23.94	30	PASS
		MCH	24.54	30	PASS
		HCH	23.99	30	PASS
Test Band	Test Mode	Test Channel	Measured (dbm)	Limit (dbm)	Verdict
WCDMA1700	UMTS/TM2	LCH	23.29	30	PASS
		MCH	23.82	30	PASS
		HCH	23.15	30	PASS

Test Band	Test Mode	Test Channel	Measured (dbm)	Limit (dbm)	Verdict
WCDMA1700	UMTS/TM3	LCH	22.12	30	PASS
		MCH	22.56	30	PASS
		HCH	21.87	30	PASS

Test Band	Test Mode	Test Channel	Measured (dbm)	Limit (dbm)	Verdict
WCDMA1900	UMTS/TM1	LCH	25.00	33	PASS
		MCH	24.55	33	PASS
		HCH	24.88	33	PASS
Test Band	Test Mode	Test Channel	Measured (dbm)	Limit (dbm)	Verdict
WCDMA1900	UMTS/TM2	LCH	23.97	33	PASS
		MCH	23.63	33	PASS
		HCH	23.92	33	PASS
Test Band	Test Mode	Test Channel	Measured (dbm)	Limit (dbm)	Verdict
WCDMA1900	UMTS/TM3	LCH	22.83	33	PASS
		MCH	22.42	33	PASS
		HCH	22.70	33	PASS

Appendix B)Peak-to-Average Ratio

Test Requirement:	Part 24.232(d)/Part 27.50(d)
Test Method:	KDB 971168 D01
Test Setup:	Refer to section 5 for details
Limit:	13dB
Measurement Procedure:	Use one of the procedures to measure the total peak power and record as PPk. Use one of the applicable procedures to measure the total average power and record as PAvg. Both the peak and average power levels must be expressed in the same logarithmic units (e.g., dBm). Determine the PAPR from: PAPR (dB) = PPk (dBm) - PAvg (dBm).
Instruments Used:	Refer to section 7 for details
Test Results:	Pass

Test Band	Test Mode	Test Channel	Measured (dbm)	Limit (dbm)	Verdict
GSM1900	GSM/TM1	LCH	2.69	13	PASS
		MCH	2.70	13	PASS
		HCH	2.70	13	PASS
	GSM/TM2	LCH	2.70	13	PASS
		MCH	2.93	13	PASS
		HCH	2.70	13	PASS
	GSM/TM3	LCH	5.26	13	PASS
		MCH	5.29	13	PASS
		HCH	5.25	13	PASS

Test Band	Test Mode	Test Channel	Measured(db)	Limit (db)	Verdict
WCDMA1700	UMTS/TM1	LCH	3.01	13	PASS
		MCH	2.73	13	PASS
		HCH	2.99	13	PASS
Test Band	Test Mode	Test Channel	Measured(db)	Limit (db)	Verdict
WCDMA1700	UMTS/TM2	LCH	3.27	13	PASS
		MCH	3.03	13	PASS
		HCH	3.26	13	PASS

Test Band	Test Mode	Test Channel	Measured(db)	Limit (db)	Verdict
WCDMA1700	UMTS/TM3	LCH	8.39	13	PASS
		MCH	4.36	13	PASS
		HCH	3.57	13	PASS

Test Band	Test Mode	Test Channel	Measured(db)	Limit (db)	Verdict
WCDMA1900	UMTS/TM1	LCH	2.92	13	PASS
		MCH	2.77	13	PASS
		HCH	2.72	13	PASS
Test Band	Test Mode	Test Channel	Measured(db)	Limit (db)	Verdict
WCDMA1900	UMTS/TM2	LCH	3.16	13	PASS
		MCH	3.05	13	PASS
		HCH	3.00	13	PASS
Test Band	Test Mode	Test Channel	Measured(db)	Limit (db)	Verdict
WCDMA1900	UMTS/TM3	LCH	4.60	13	PASS
		MCH	4.53	13	PASS
		HCH	5.86	13	PASS

1 For GSM

1.1 Test Band=GSM1900

1.1.1 Test Mode=UMTS/TM1

1.1.1.1 Test Channel=LCH

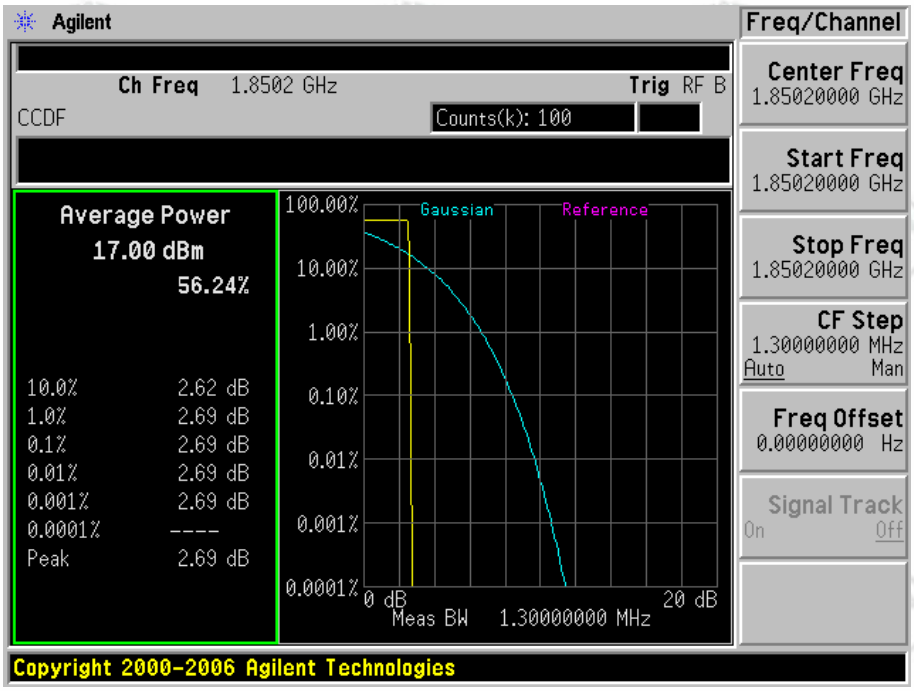

1.1.1.2 Test Channel=MCH

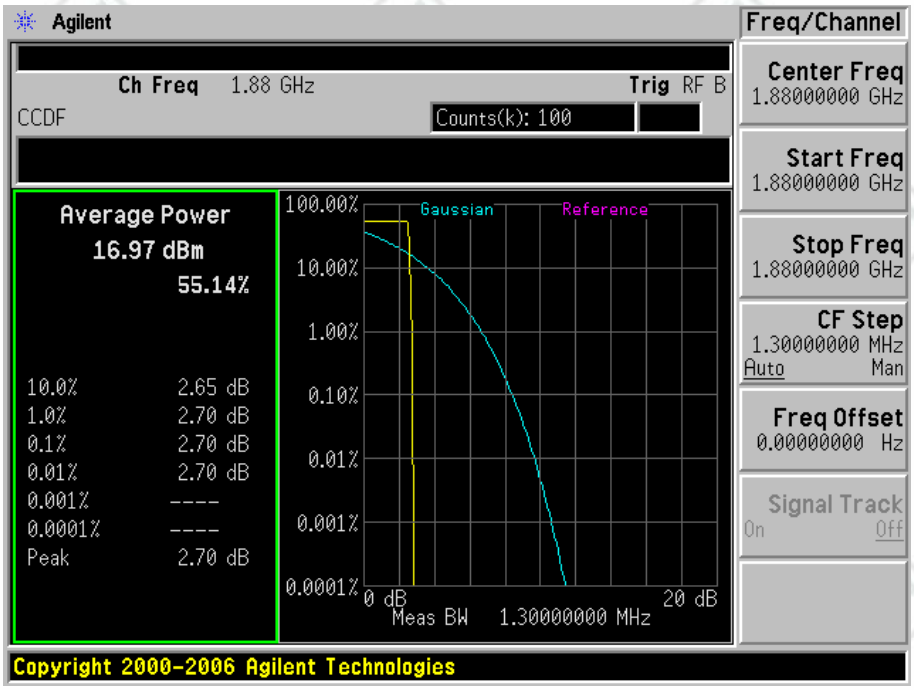

1.1.1.3 Test Channel=HCH

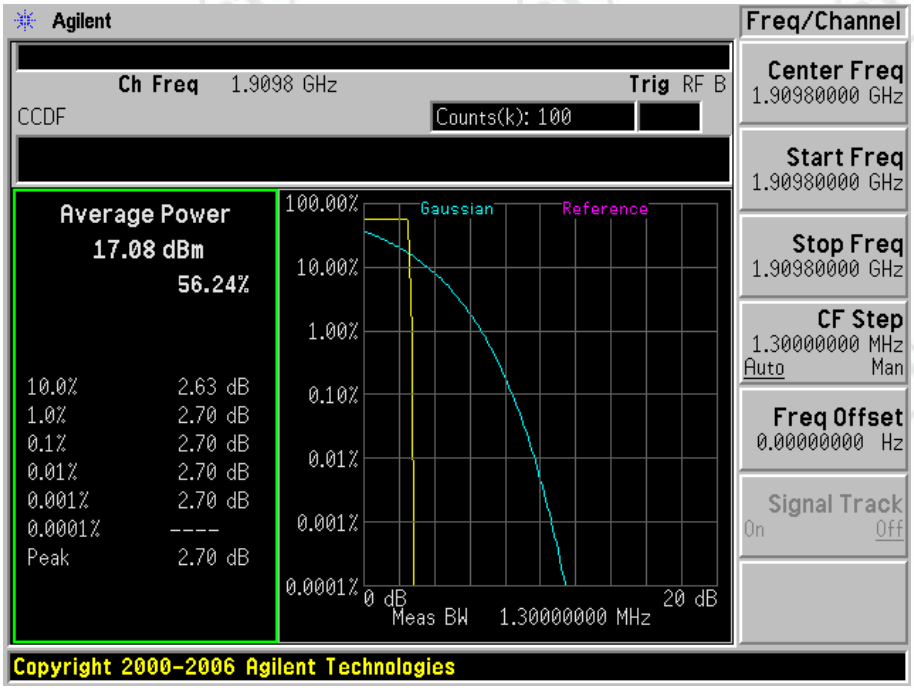

1.1.2 Test Mode=UMTS/TM2

1.1.2.1 Test Channel=LCH

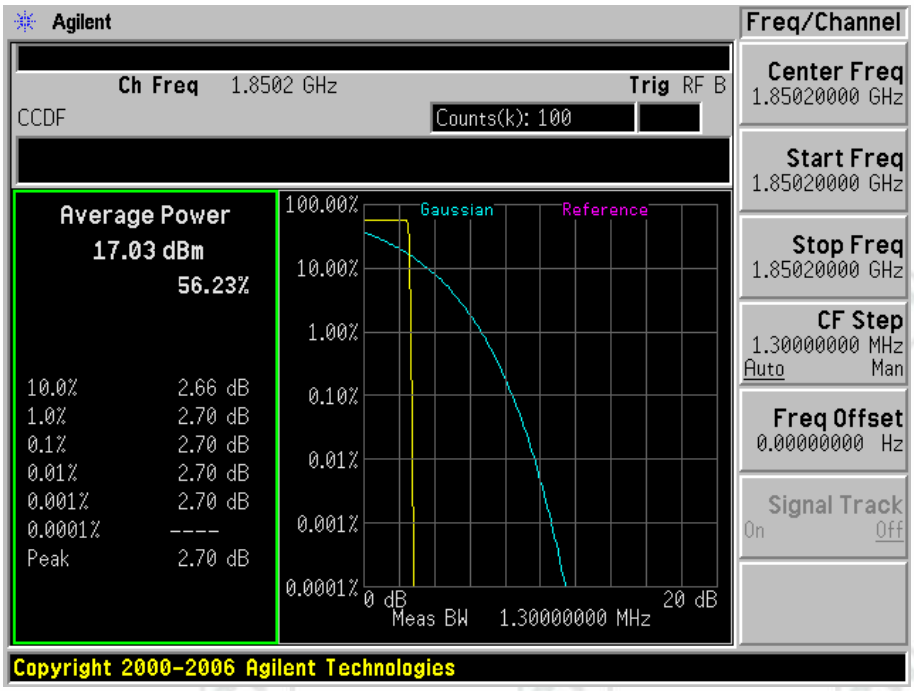

1.1.2.2 Test Channel=MCH

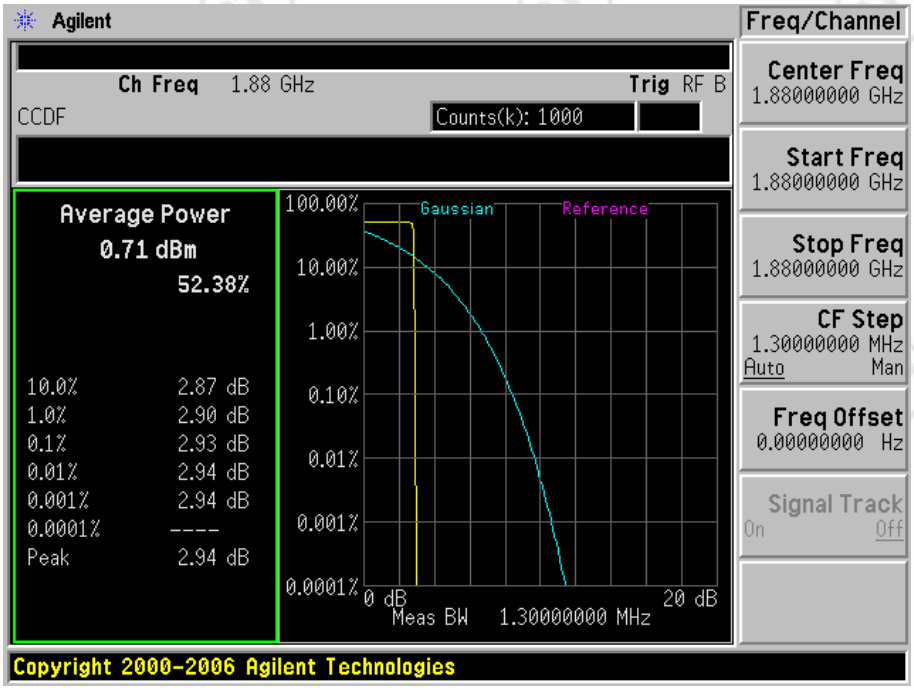

1.1.2.3 Test Channel=HCH

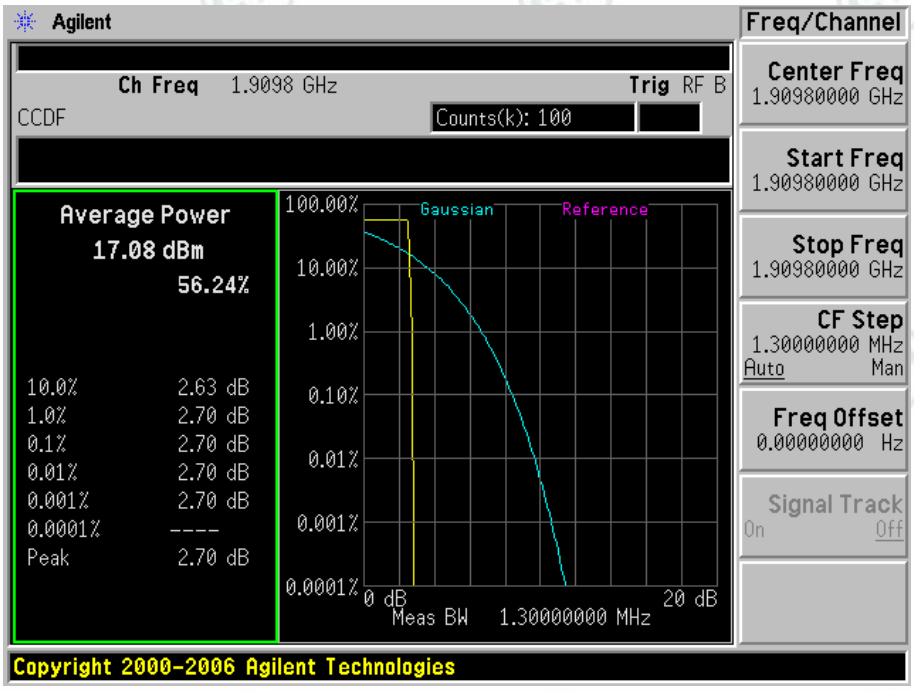

1.1.3 Test Mode=UMTS/TM3

1.1.3.1 Test Channel=LCH

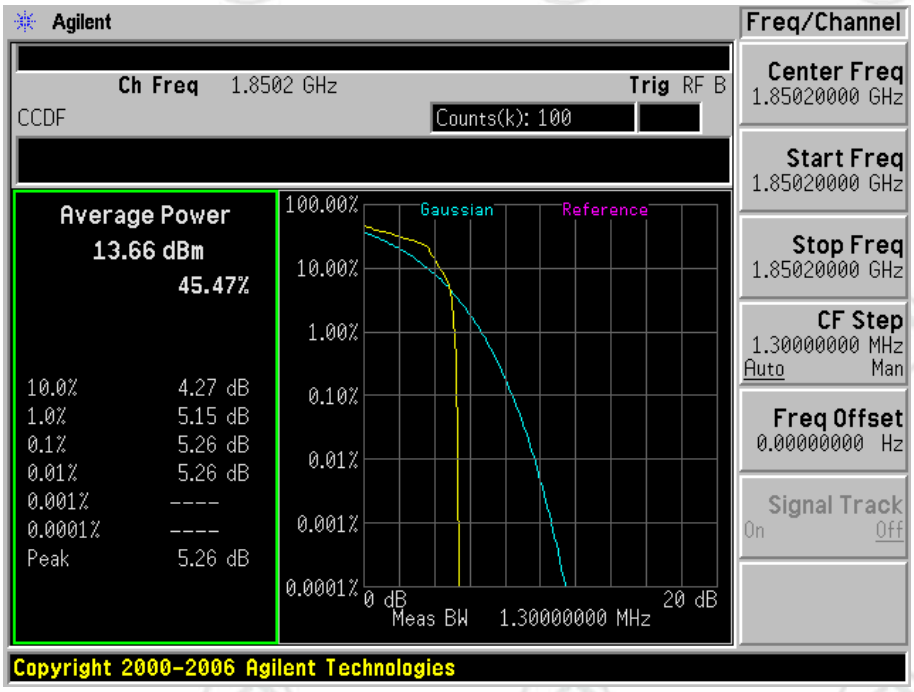

1.1.3.2 Test Channel=MCH

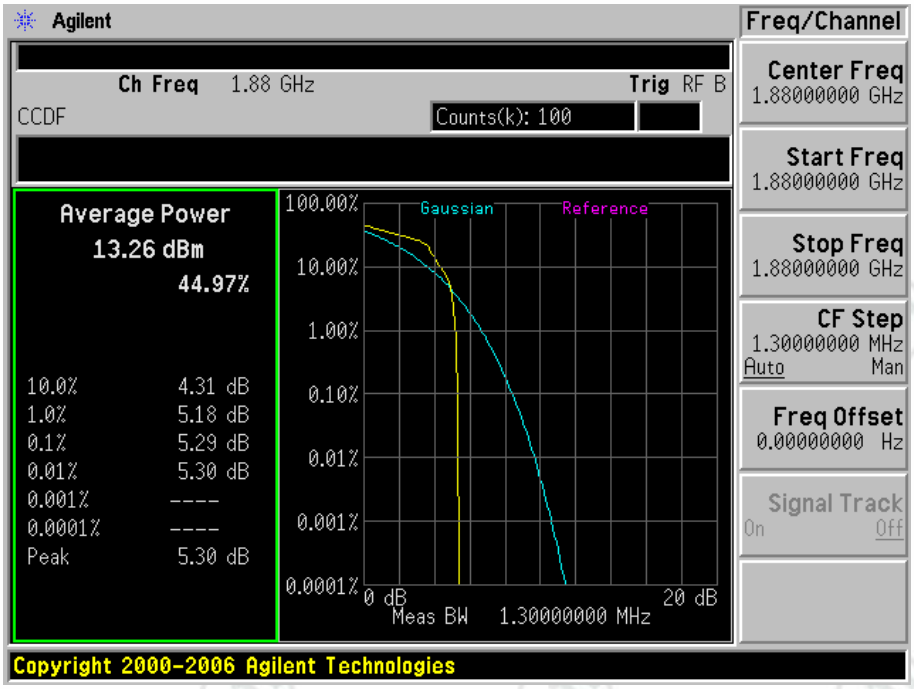

1.1.3.3 Test Channel=HCH

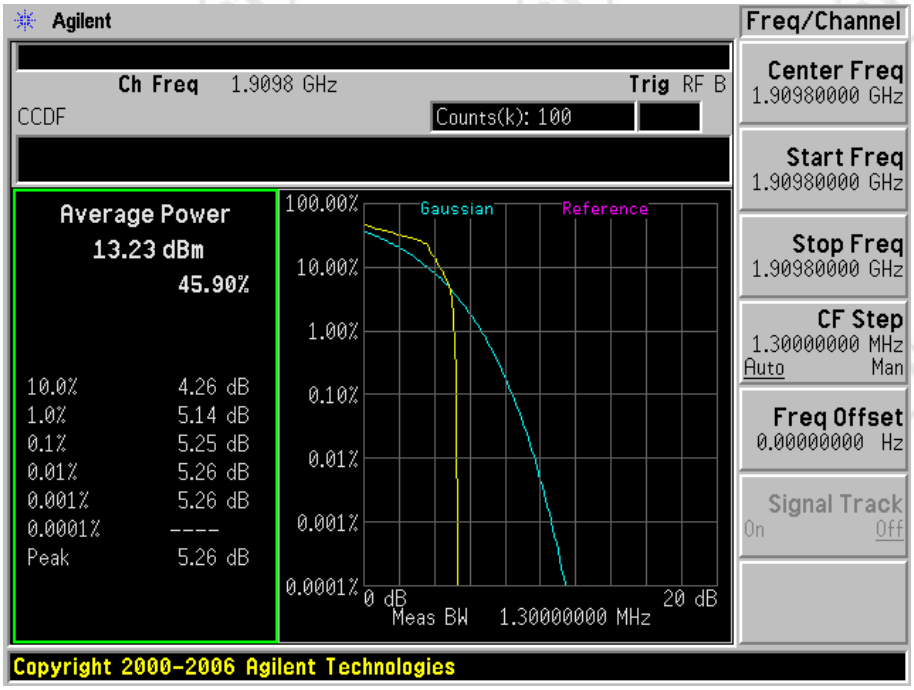

2 For WCDMA

2.1 Test Band=WCDMA1700

2.1.1 Test Mode=UMTS/TM1

2.1.1.1 Test Channel=LCH

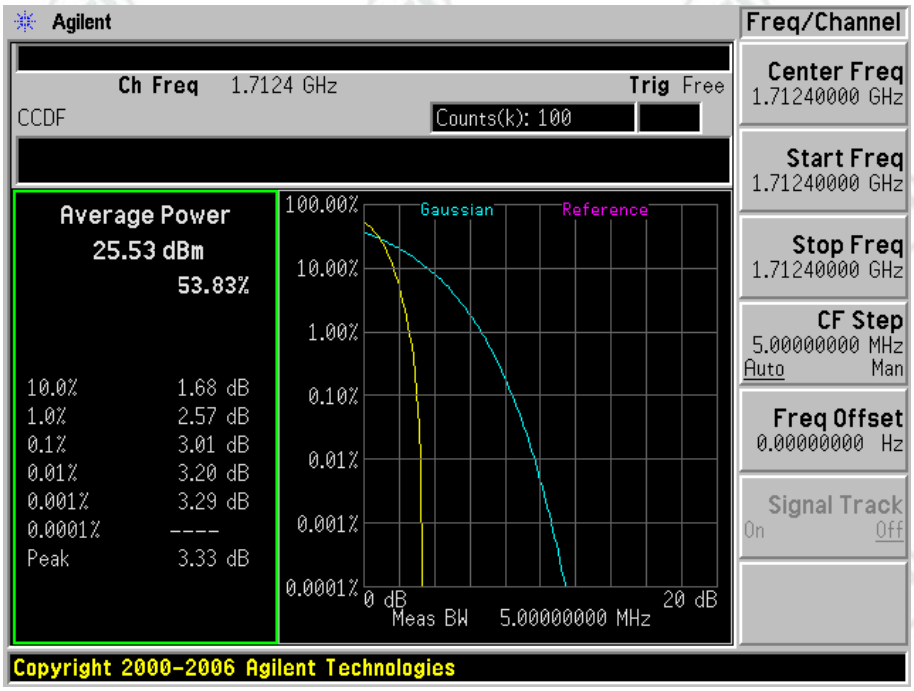

2.1.1.2 Test Channel=MCH

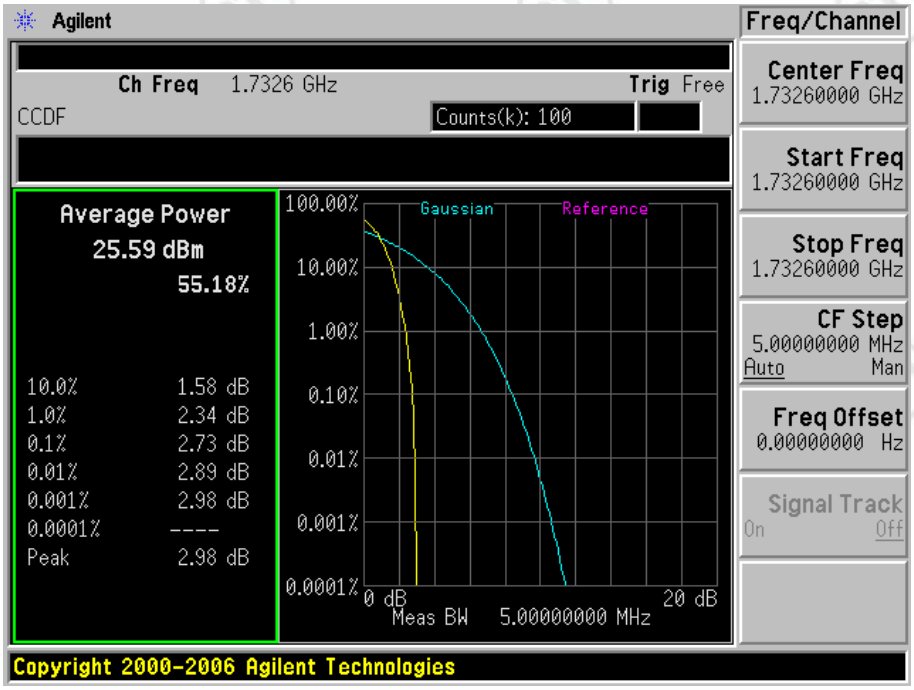

2.1.1.3 Test Channel=HCH

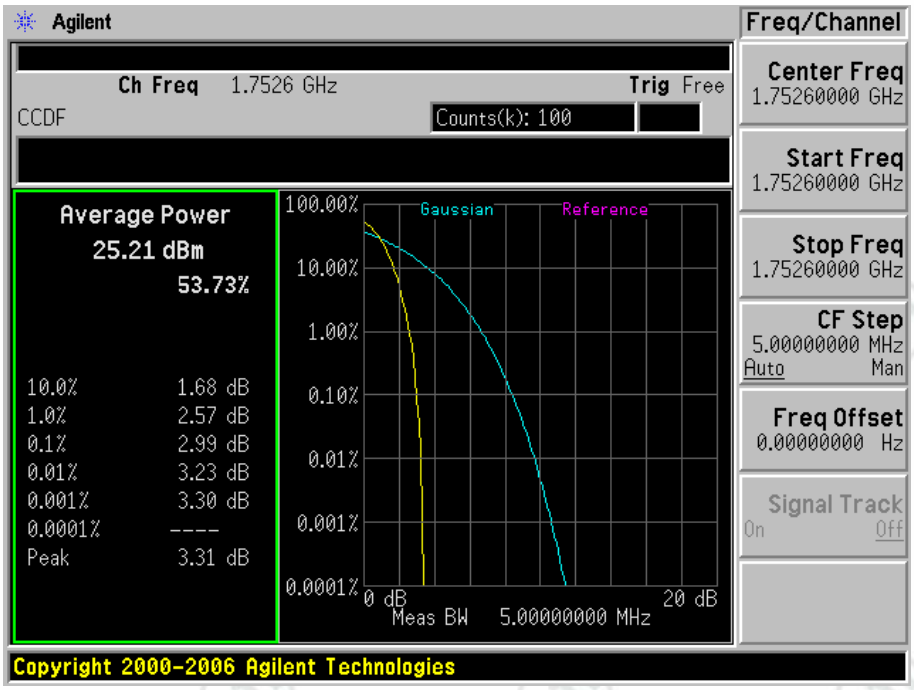

2.1.2 Test Mode=UMTS/TM2

2.1.2.1 Test Channel=LCH

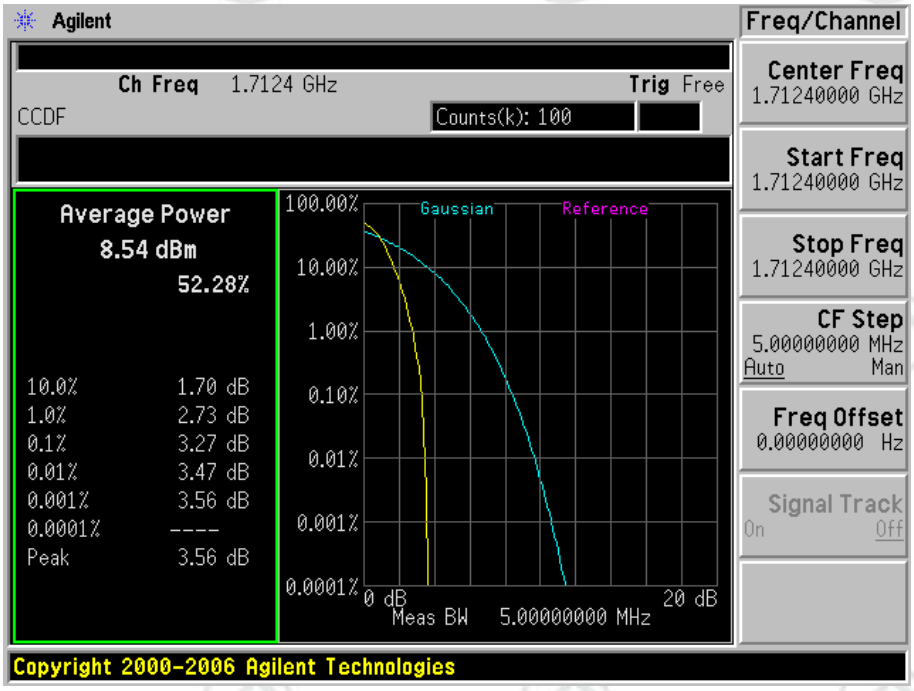

2.1.2.2 Test Channel=MCH

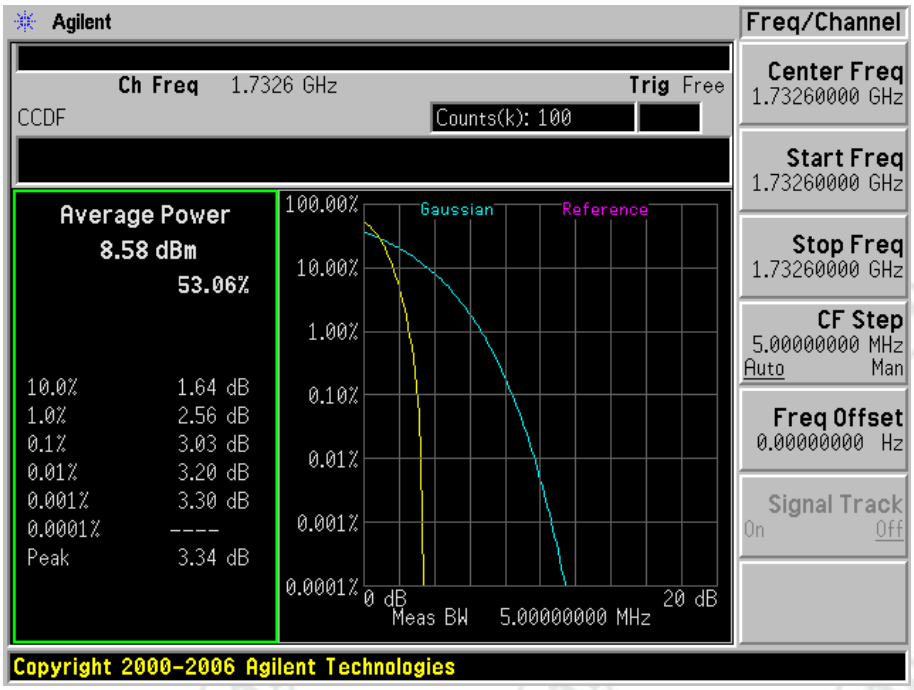

2.1.2.3 Test Channel=HCH

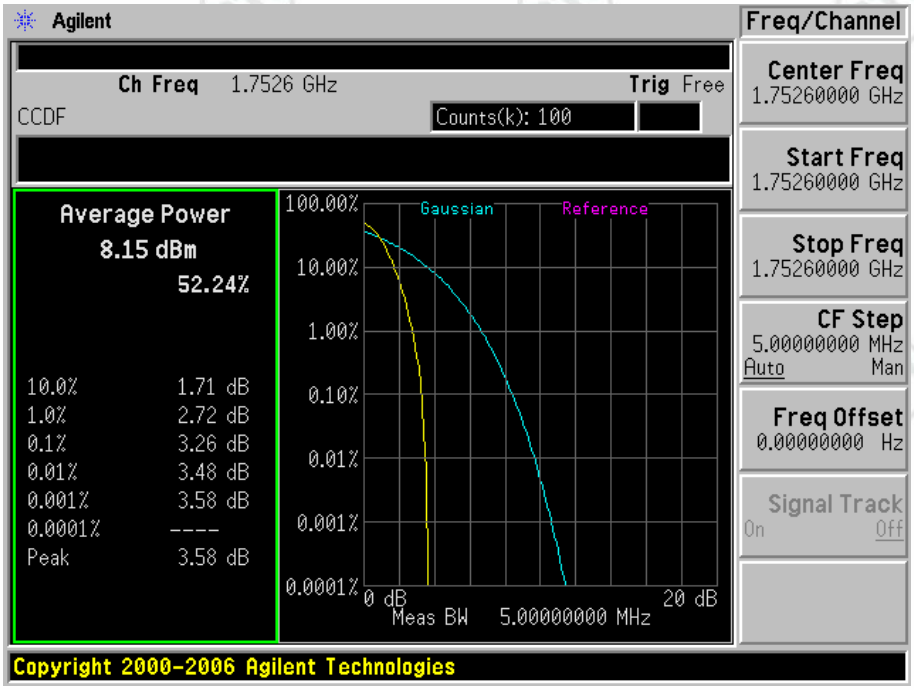

2.1.3 Test Mode=UMTS/TM3

2.1.3.1 Test Channel=LCH

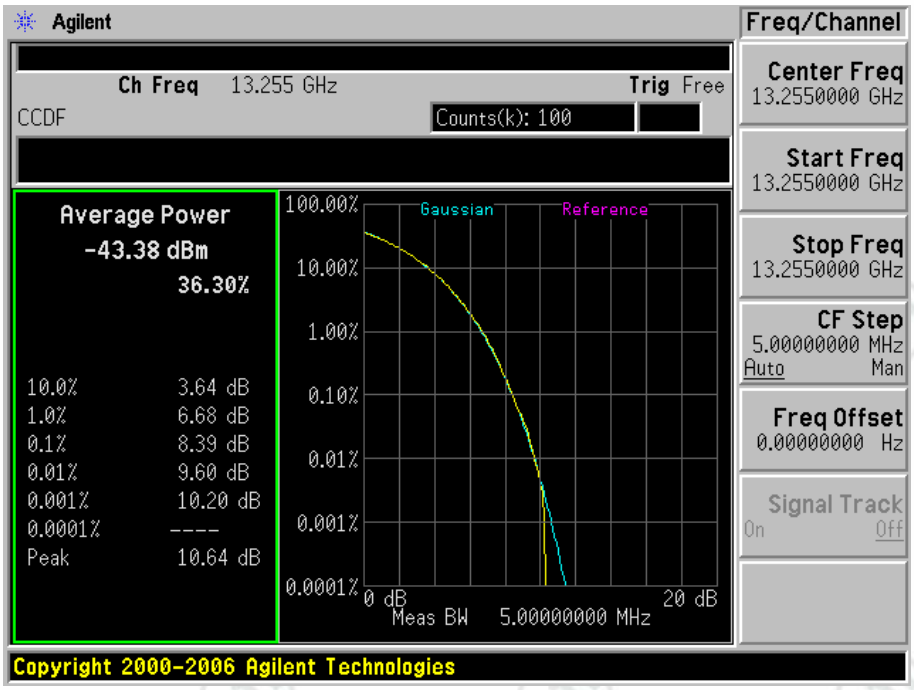

2.1.3.2 Test Channel=MCH

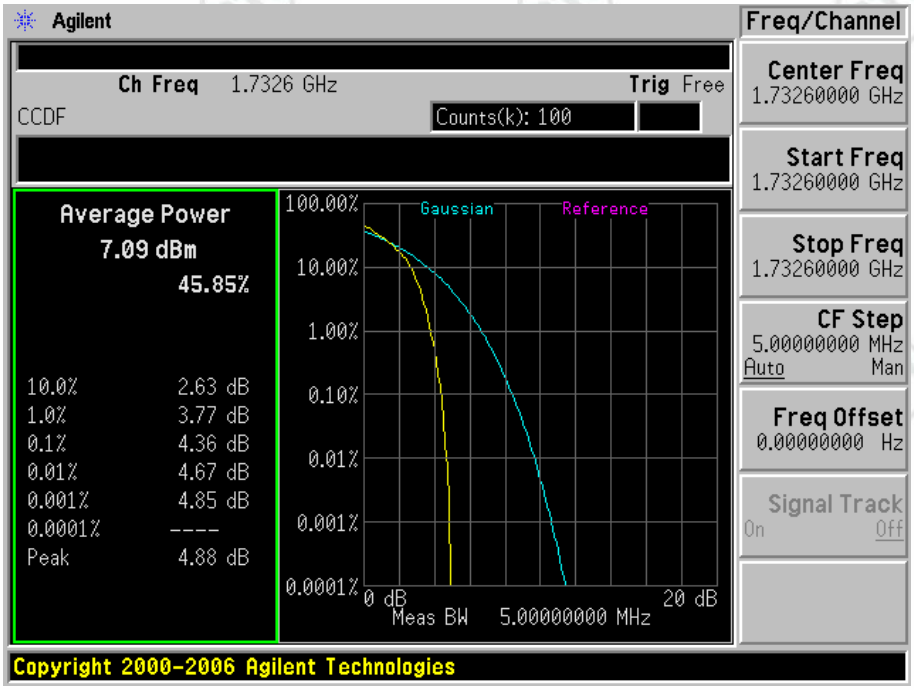

2.1.3.3 Test Channel=HCH

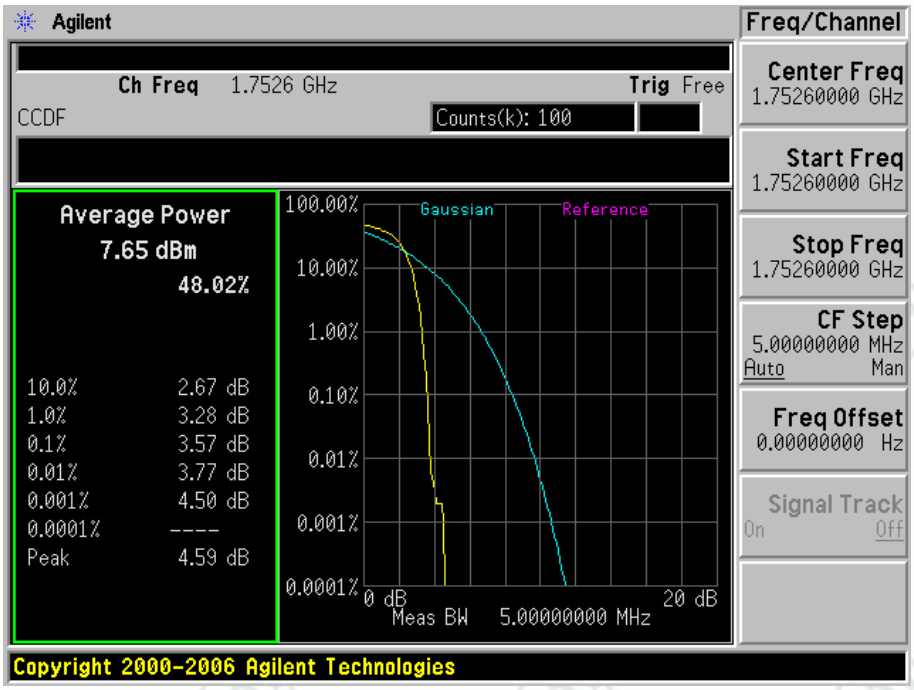

2.2 Test Band=WCDMA1900

2.2.1 Test Mode=UMTS/TM1

2.2.1.1 Test Channel=LCH

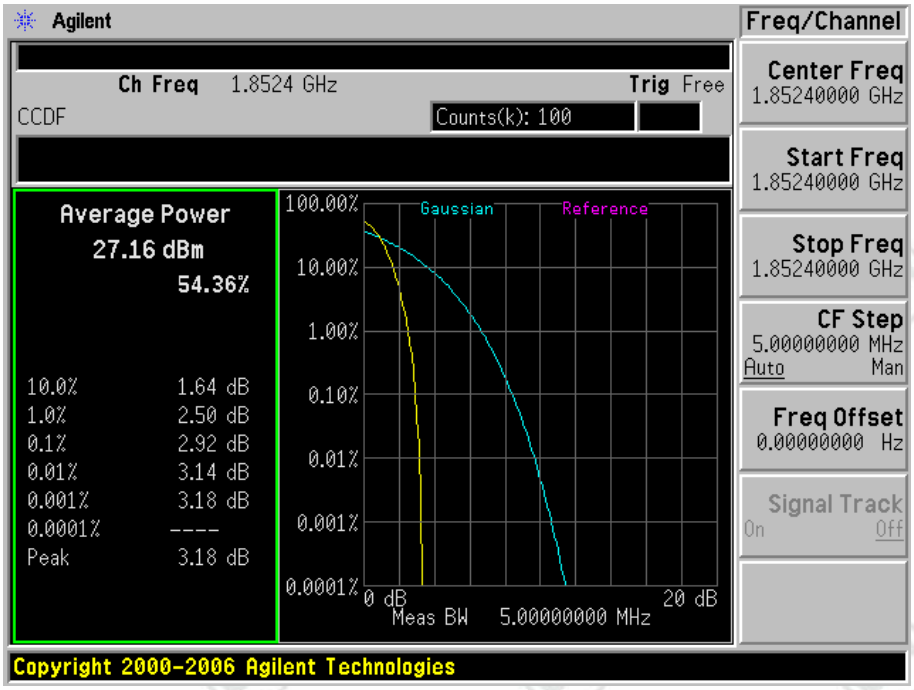

2.2.1.2 Test Channel=MCH

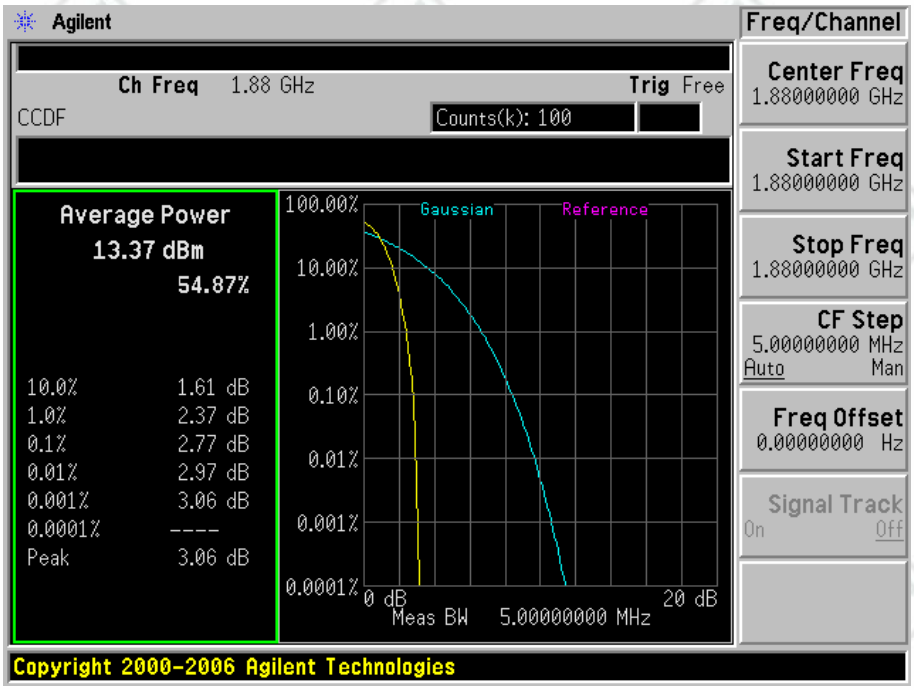

2.2.1.3 Test Channel=HCH

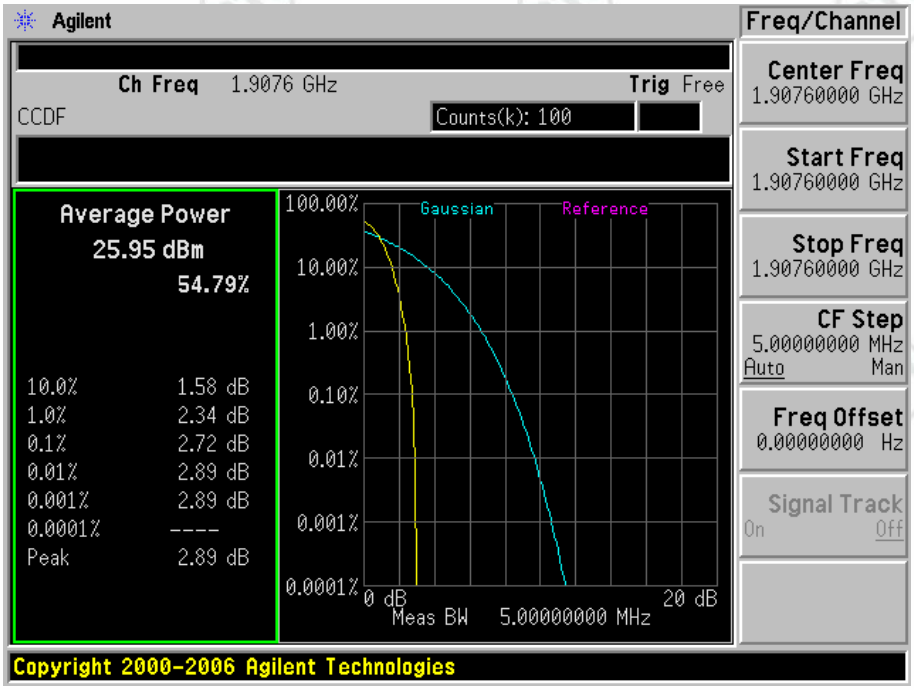

2.2.2 Test Mode=UMTS/TM2

2.2.2.1 Test Channel=LCH

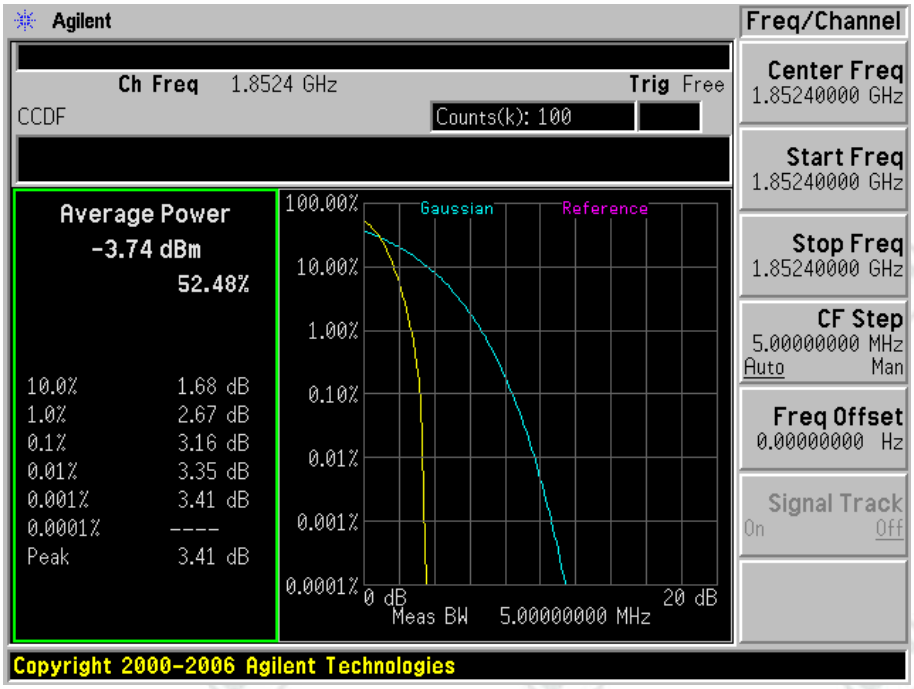

2.2.2.2 Test Channel=MCH

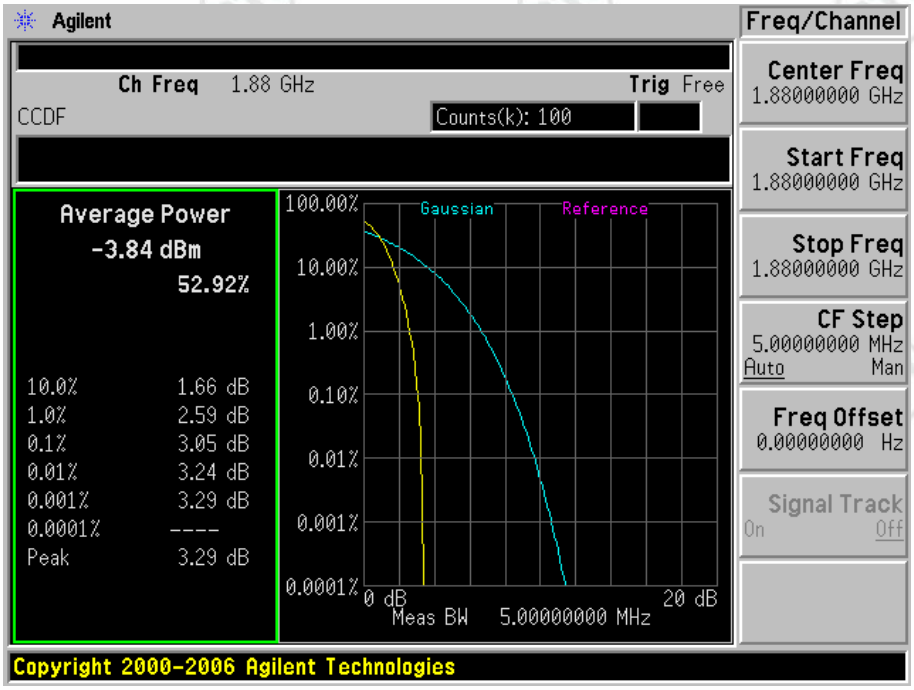

2.2.2.3 Test Channel=HCH

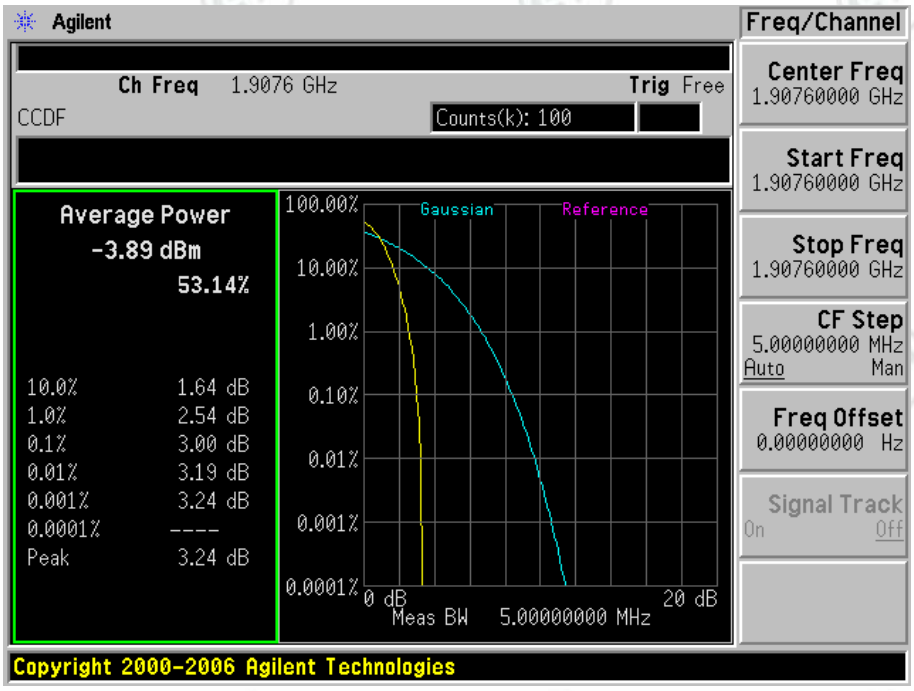

2.2.3 Test Mode=UMTS/TM3

2.2.3.1 Test Channel=LCH

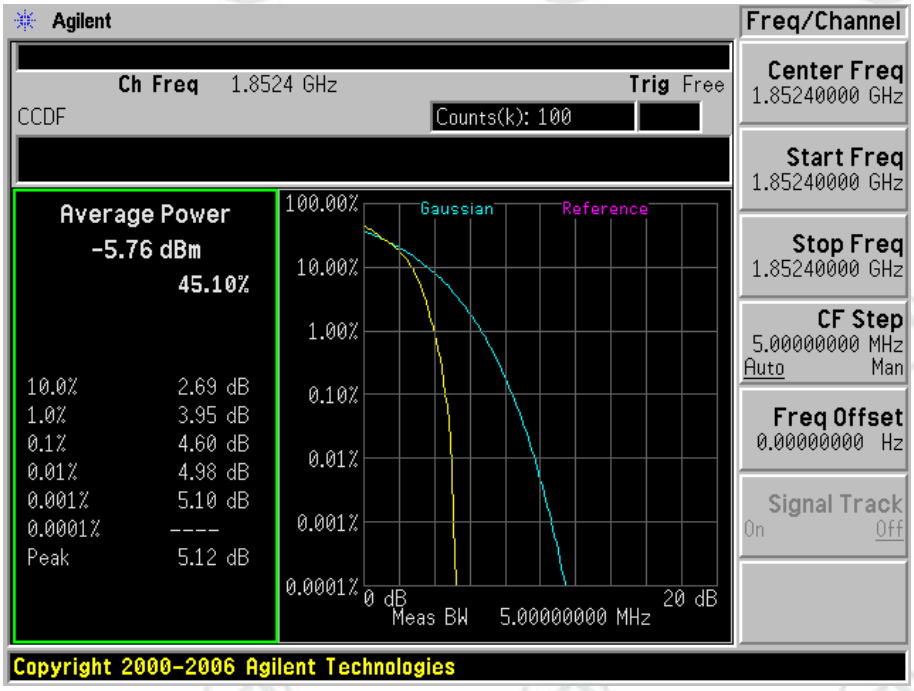

2.2.3.2 Test Channel=MCH

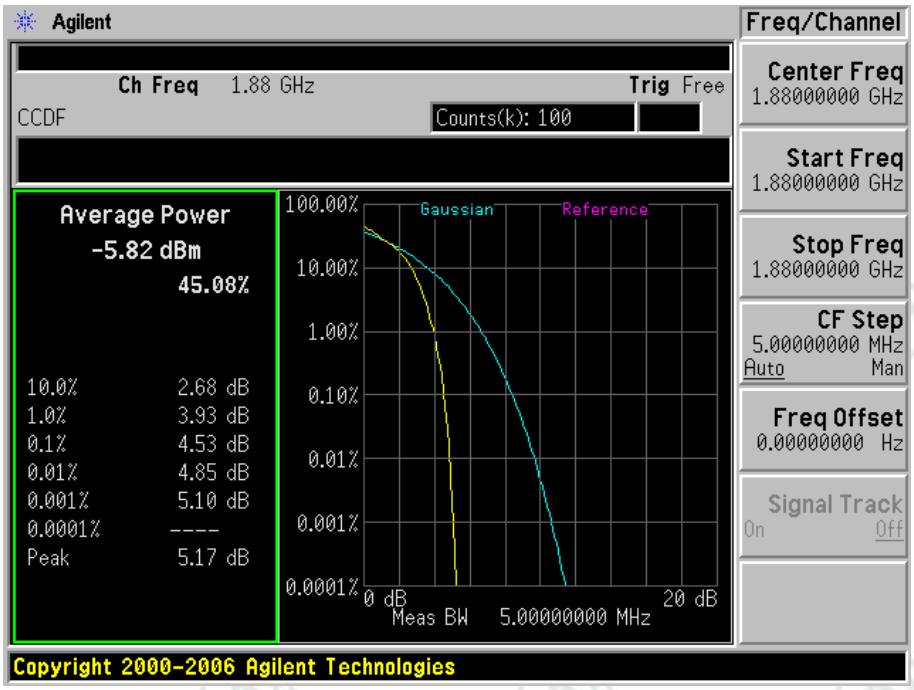

2.2.3.3 Test Channel=HCH

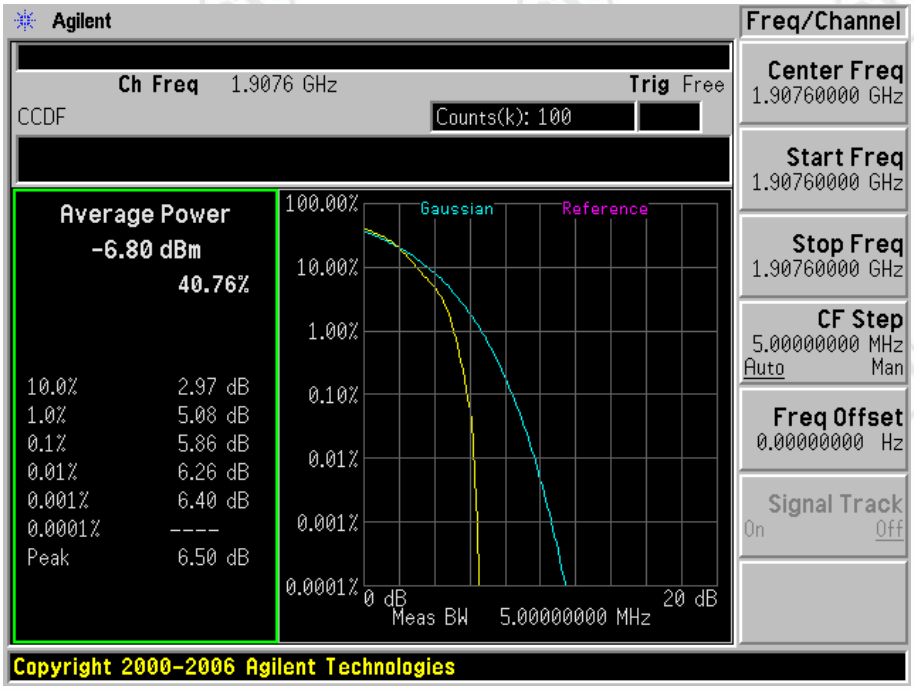

Appendix C)BandWidth

Test Requirement:	Part 2.1049(h)
Test Method:	Part 22.917(b)/Part 24.238(b)/Part 27.53(h)
Test Setup:	Refer to section 5 for details
Limit:	N/A
Measurement Procedure:	The transmitter output was connected to a calibrated coaxial cable, attenuator and Spectrum analyser, the other end of which was connected to a Base Station Simulator. The Base Station Simulator was set to force the EUT to its maximum power setting. The tests were performed at three frequencies (low channel, middle channel and high channel).the resolution bandwidth of the analyser is set to 100kHz or 1% of the emission bandwidth, the EUT emission bandwidth is measured as the width of the signal between two points, outside of which all emission are attenuated at least 26dB below the transmitter power. The video bandwidth of the spectrum analyzer was set at thrice the resolution bandwidth. Detector Mode was set to peak or peak hold power.
Instruments Used:	Refer to section 7 for details
Test Results:	Pass

Test Band	Test Mode	Test Channel	Occupied Bandwidth (KHZ)	Emission Bandwidth (KHZ)	Verdict
GSM850	GSM/TM1	LCH	246.31	313.00	PASS
		MCH	245.15	313.84	PASS
		HCH	245.10	313.42	PASS
	GSM/TM2	LCH	246.39	311.34	PASS
		MCH	246.88	316.87	PASS
		HCH	244.32	314.28	PASS
	GSM/TM3	LCH	244.93	314.28	PASS
		MCH	247.55	314.45	PASS
		HCH	246.47	302.91	PASS

Test Band	Test Mode	Test Channel	Occupied Bandwidth (KHZ)	Emission Bandwidth (KHZ)	Verdict
GSM1900	GSM/TM1	LCH	245.77	318.68	PASS
		MCH	245.35	316.94	PASS
		HCH	246.02	317.13	PASS
	GSM/TM2	LCH	244.99	316.09	PASS
		MCH	245.78	314.62	PASS

		HCH	246.35	312.46	PASS
	GSM/TM3	LCH	253.28	323.99	PASS
		MCH	253.53	320.67	PASS
		HCH	252.35	320.93	PASS

Test Band	Test Mode	Test Channel	Occupied Bandwidth (KHZ)	Emission Bandwidth (KHZ)	Verdict
WCDMA850	UMTS/TM1	LCH	4159.2	4706	PASS
		MCH	4174.8	4703	PASS
		HCH	4180.3	4737	PASS
WCDMA850	UMTS/TM2	LCH	4164.8	4685	PASS
		MCH	4173.4	4721	PASS
		HCH	4191.3	4710	PASS
WCDMA850	UMTS/TM3	LCH	4173.9	4717	PASS
		MCH	4168.4	4723	PASS
		HCH	4177.2	4712	PASS

Test Band	Test Mode	Test Channel	Occupied Bandwidth (KHZ)	Emission Bandwidth (KHZ)	Verdict
WCDMA1700	UMTS/TM1	LCH	4161.4	4733	PASS
		MCH	4176.5	4729	PASS
		HCH	4170.1	4723	PASS
WCDMA1700	UMTS/TM2	LCH	4204.9	4716	PASS
		MCH	4172.8	4718	PASS
		HCH	4171.2	4730	PASS
WCDMA1700	UMTS/TM3	LCH	4173.4	4744	PASS
		MCH	4187.9	4738	PASS
		HCH	4180.0	4729	PASS

Test Band	Test Mode	Test Channel	Occupied Bandwidth (KHZ)	Emission Bandwidth (KHZ)	Verdict
WCDMA1900	UMTS/TM1	LCH	4162.2	4745	PASS
		MCH	4189.2	4741	PASS
		HCH	4176.0	4770	PASS
WCDMA1900	UMTS/TM2	LCH	4188.7	4719	PASS
		MCH	4185.3	4723	PASS
		HCH	4180.9	4725	PASS
WCDMA1900	UMTS/TM3	LCH	4186.4	4721	PASS
		MCH	4187.9	4731	PASS
		HCH	4181.0	4728	PASS

1 For GSM

1.1 Test Band=GSM850

1.1.1 Test Mode=GSM/TM1

1.1.1.1 Test Channel=LCH

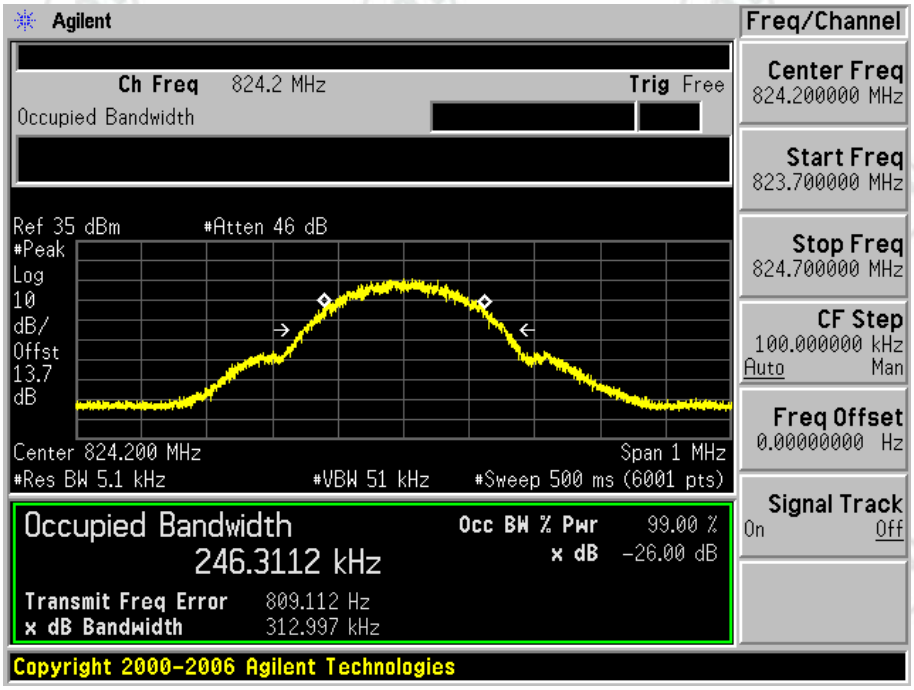

1.1.1.2 Test Channel=MCH

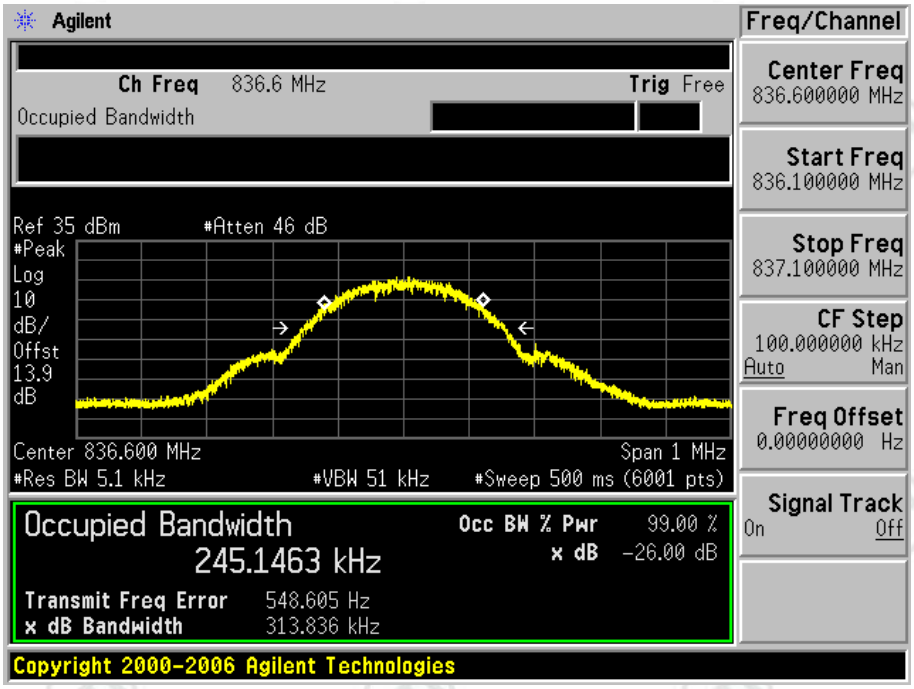

1.1.1.3 Test Channel=HCH

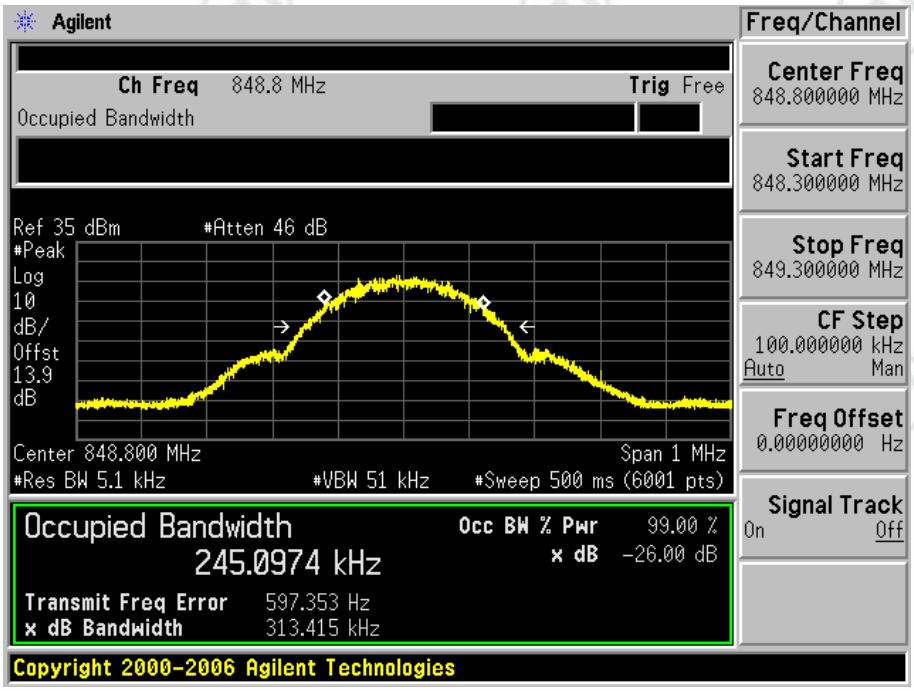

1.1.2 Test Mode=GSM/TM2

1.1.2.1 Test Channel=LCH

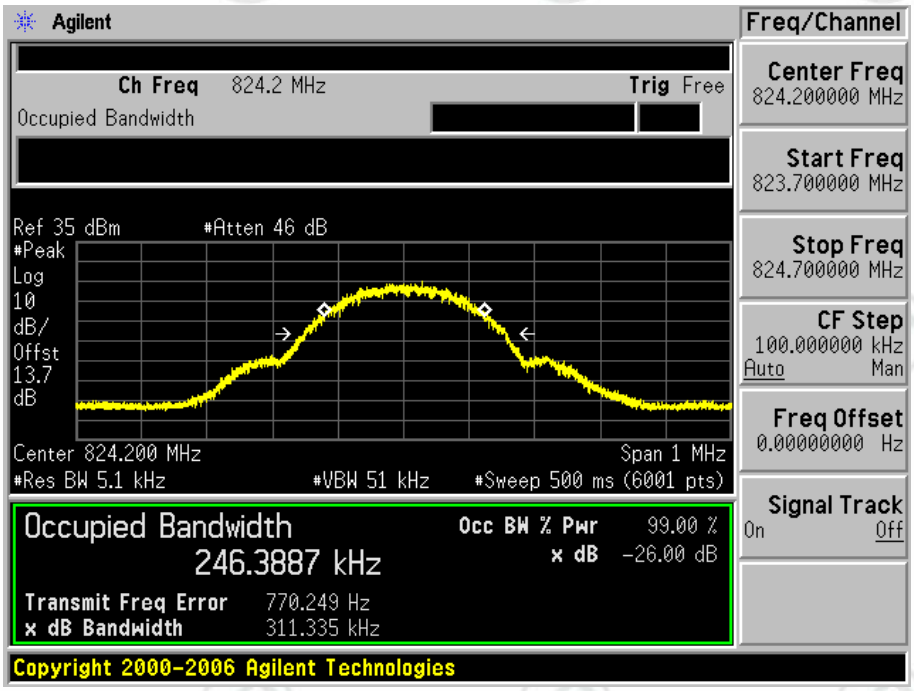

1.1.2.2 Test Channel=MCH

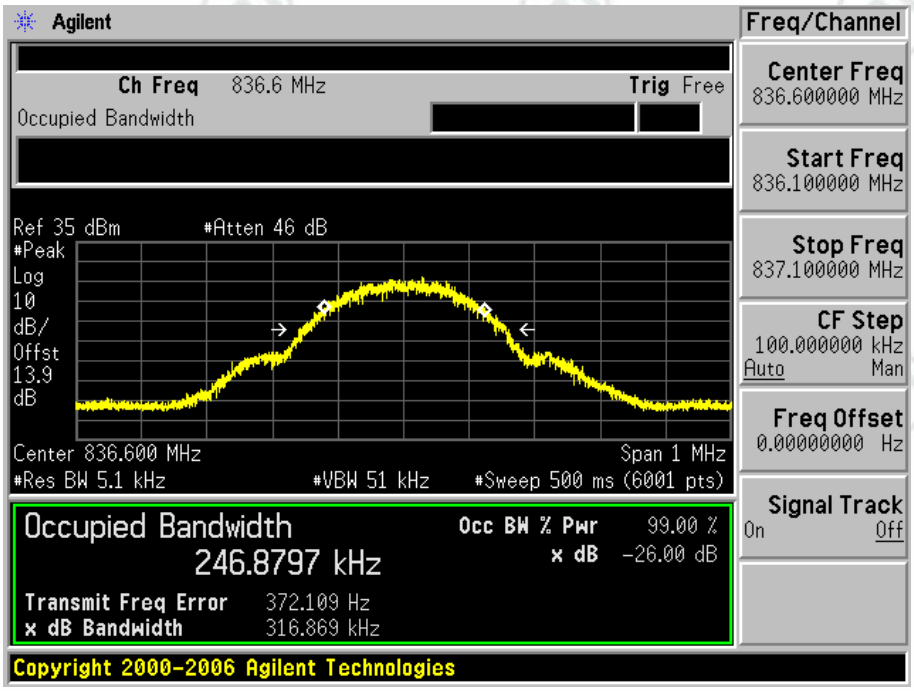

1.1.2.3 Test Channel=HCH

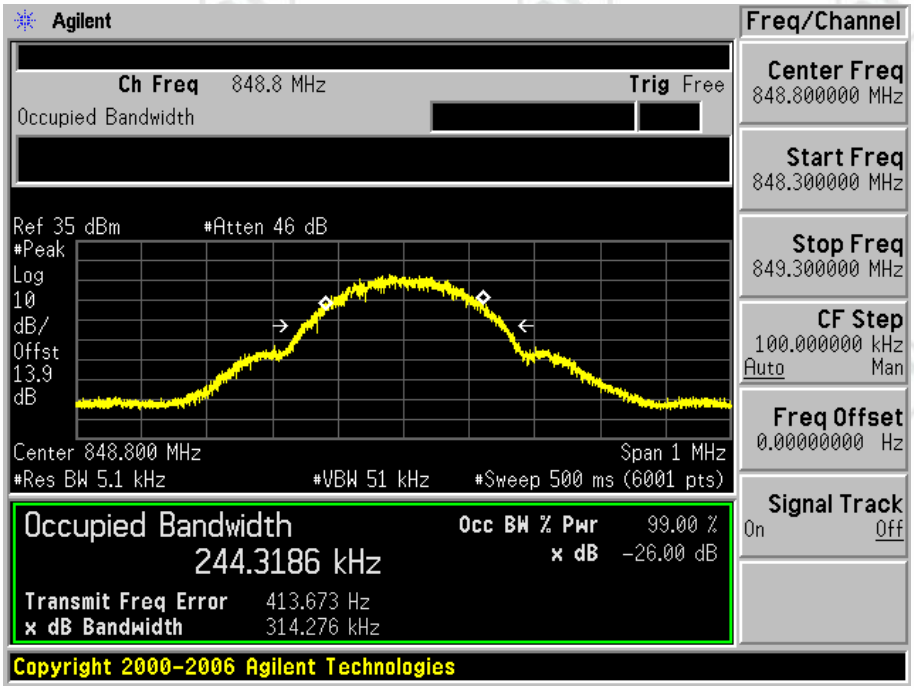

1.1.3 Test Mode=GSM/TM3

1.1.3.1 Test Channel=LCH

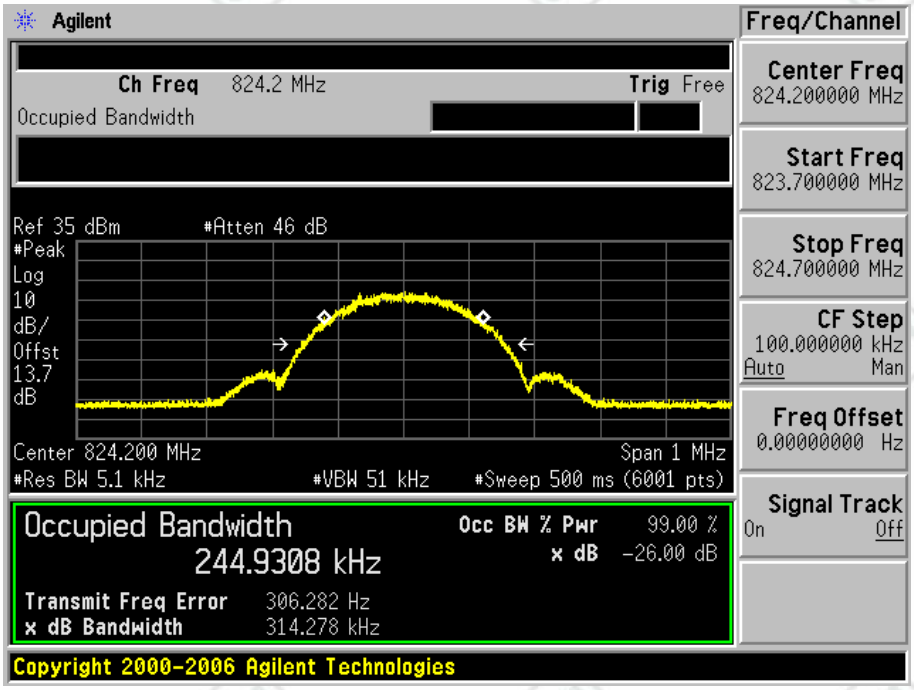

1.1.3.2 Test Channel=MCH

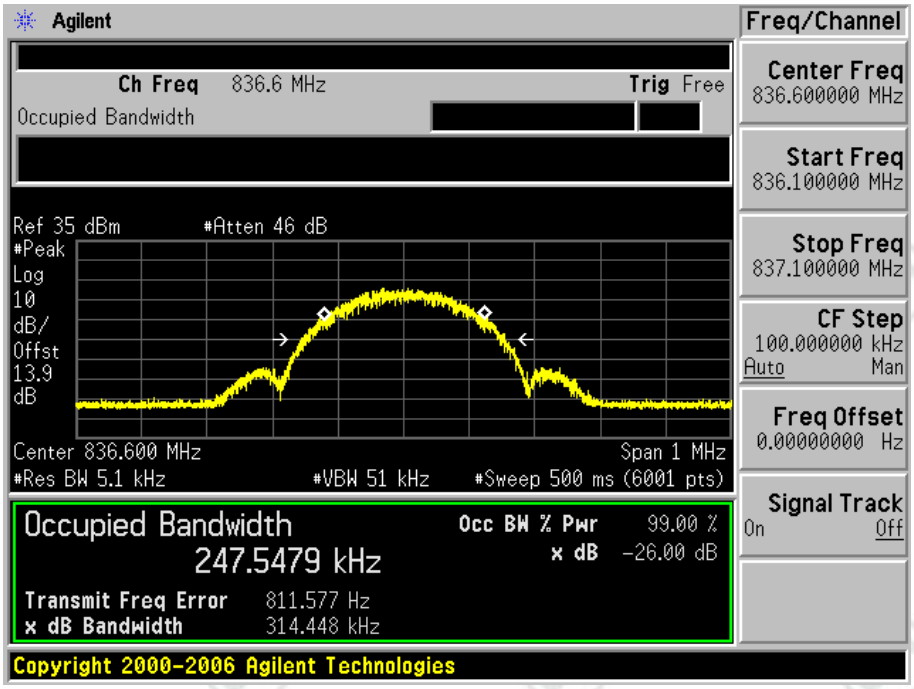

1.1.3.3 Test Channel=HCH

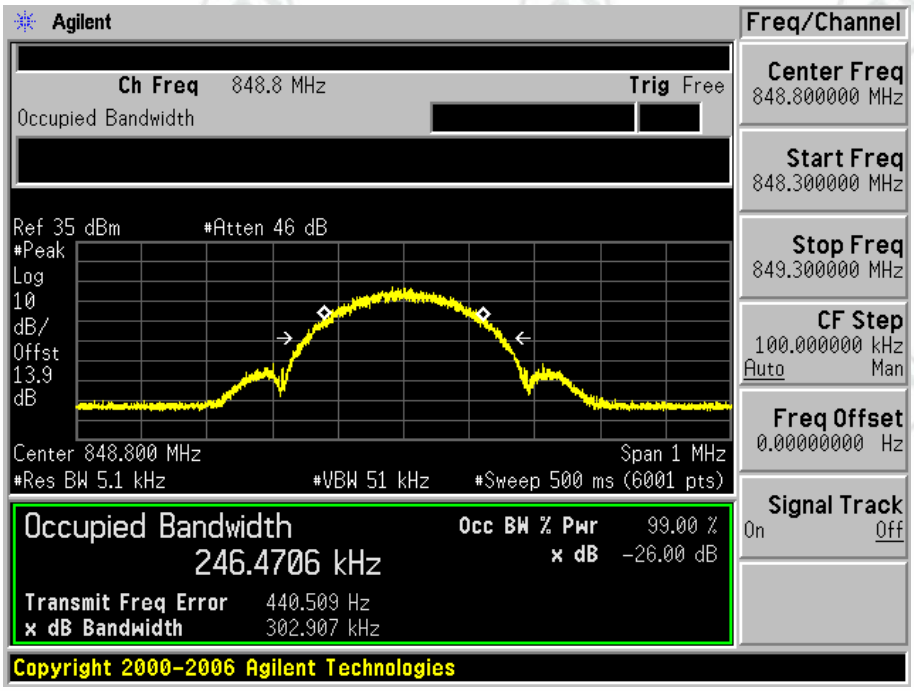

1.2 Test Band=GSM1900

1.2.1 Test Mode=GSM/TM1

1.2.1.1 Test Channel=LCH

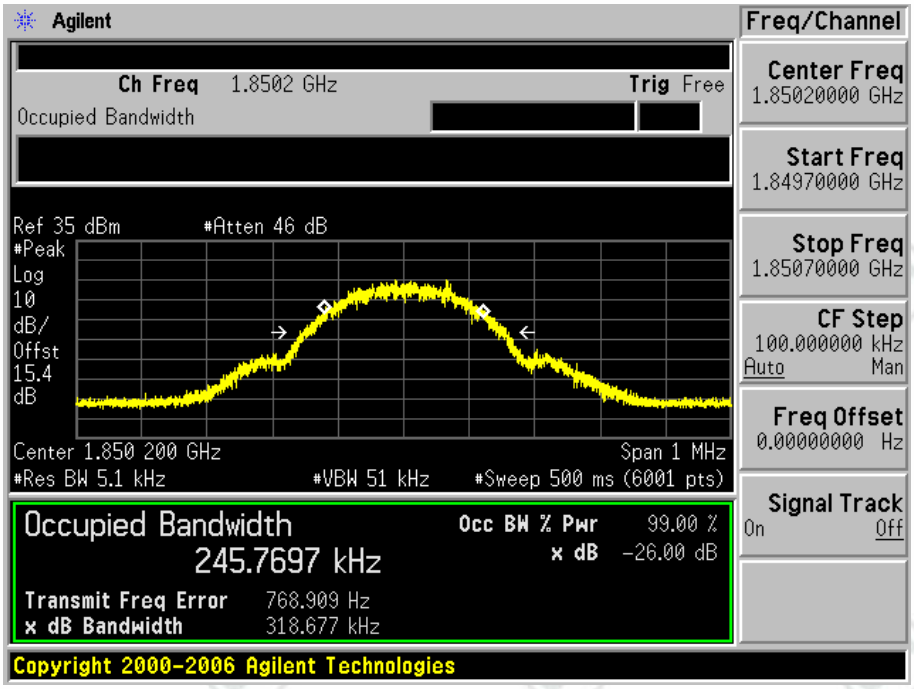

1.2.1.2 Test Channel=MCH

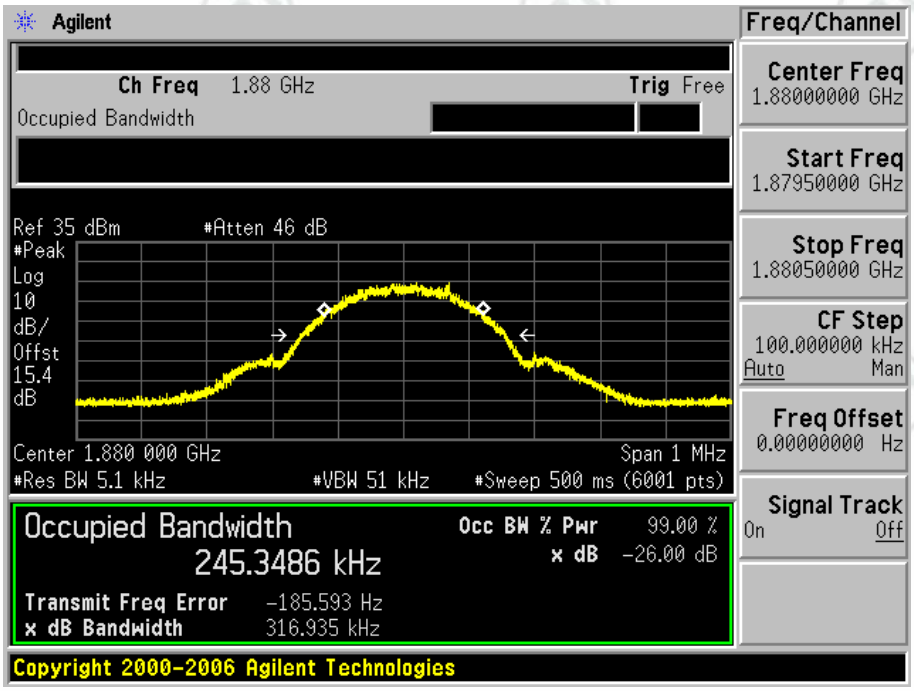

1.2.1.3 Test Channel=HCH

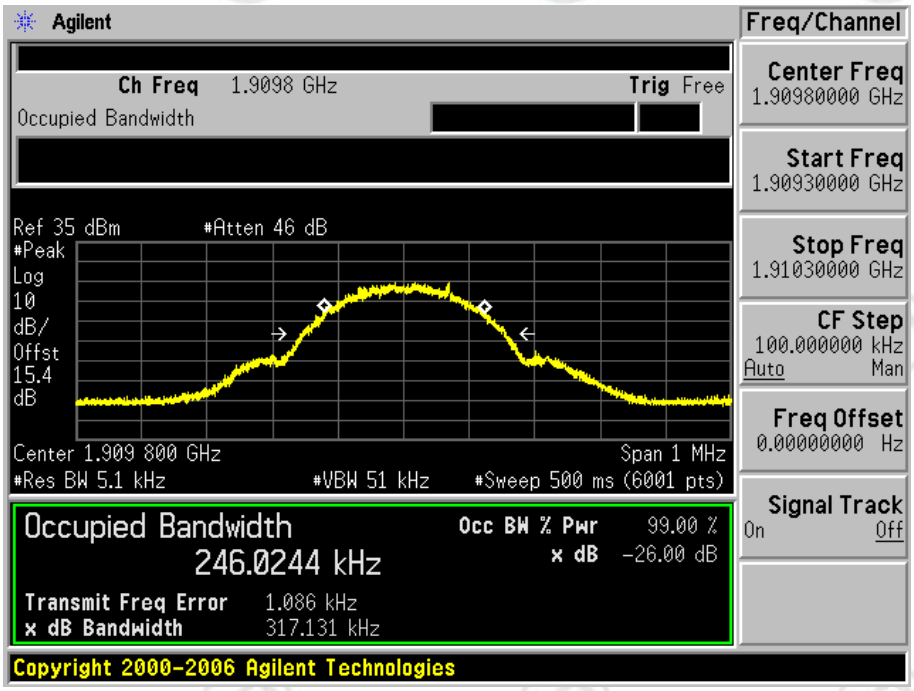

1.3 Test Mode=GSM/TM2

1.3.1.1 Test Channel=LCH

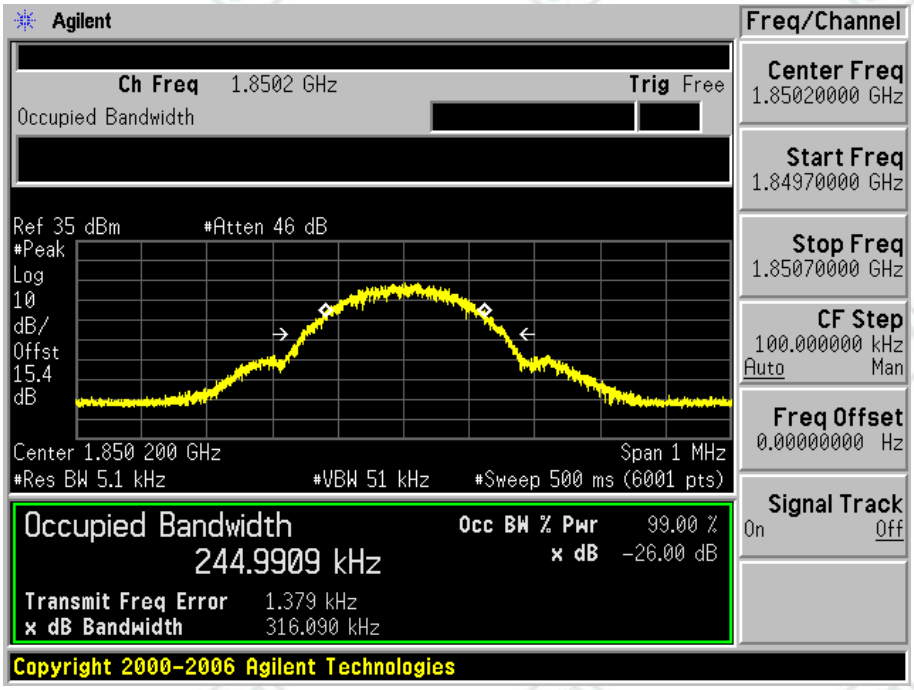

1.3.1.2 Test Channel=MCH

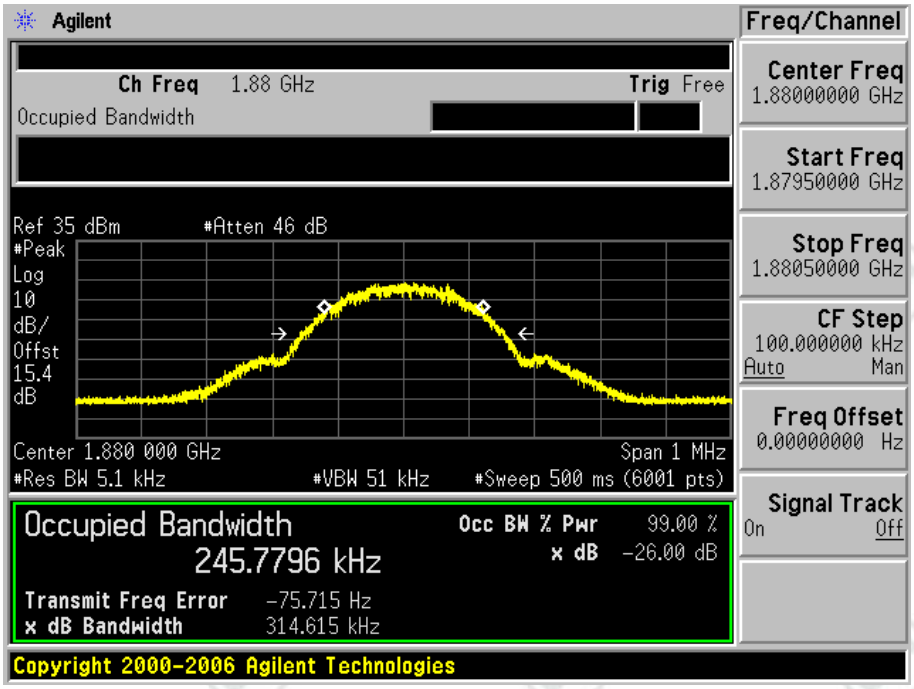

1.3.1.3 Test Channel=HCH

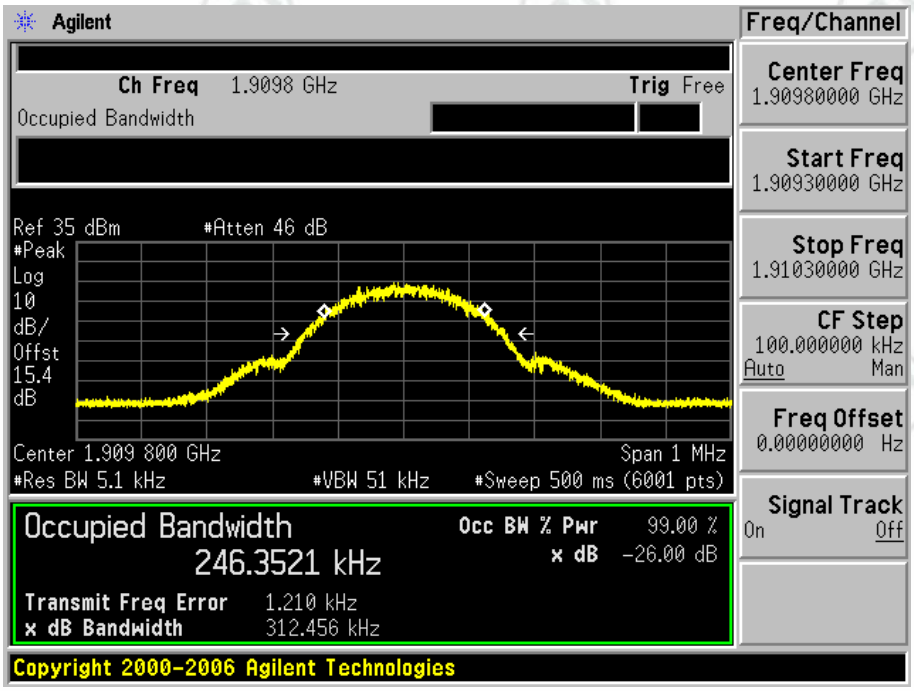

1.4 Test Mode=GSM/TM3

1.4.1.1 Test Channel=LCH

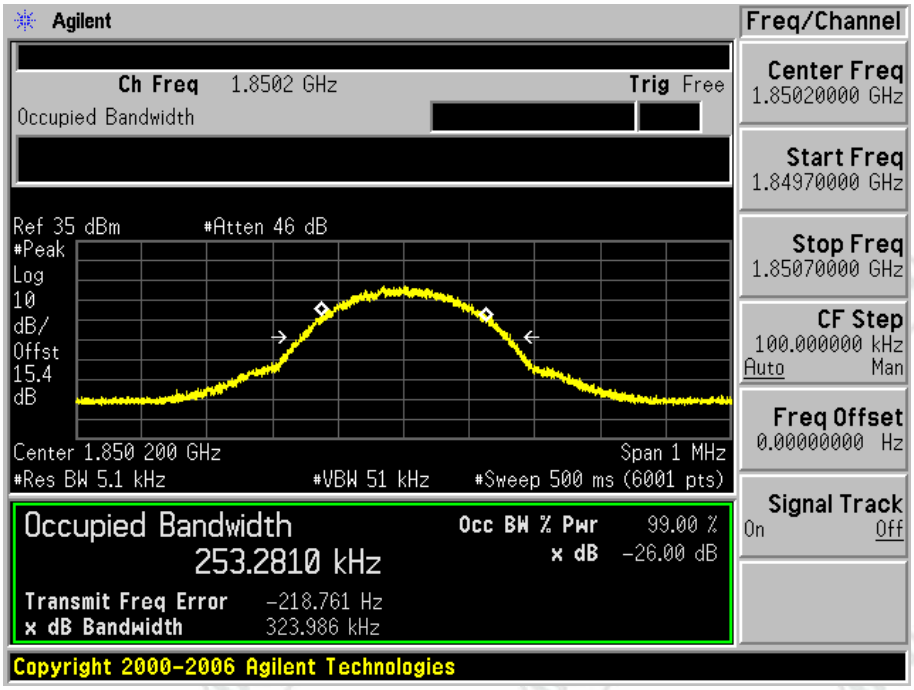

1.4.1.2 Test Channel=MCH

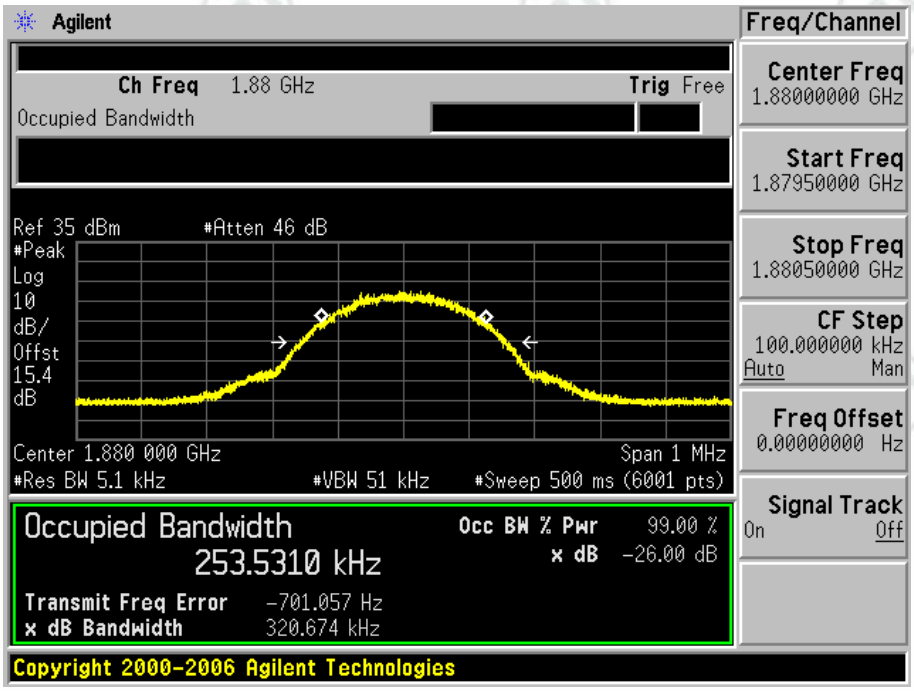

1.4.1.3 Test Channel=HCH

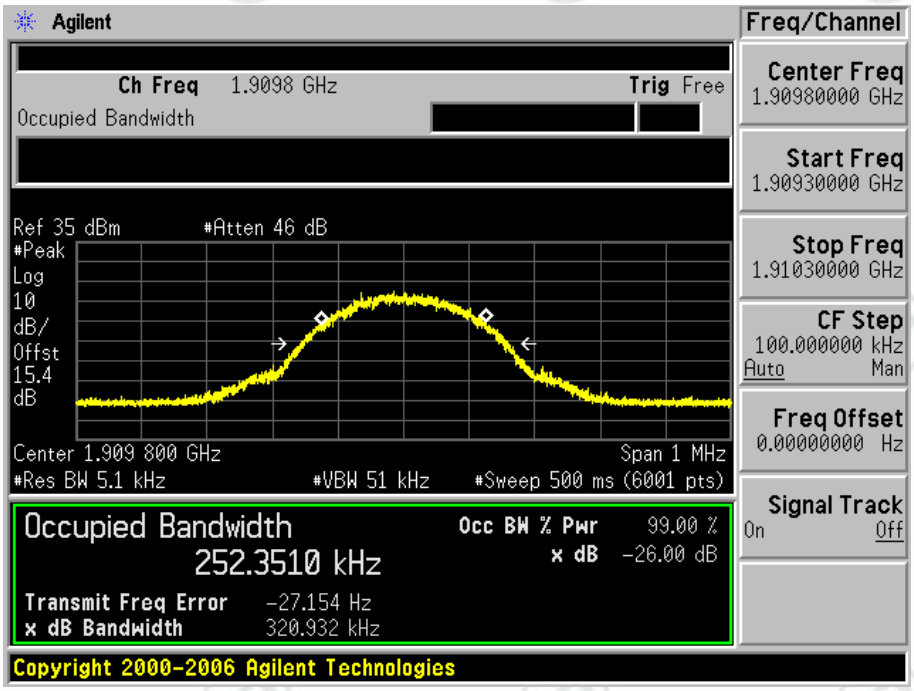

2 For WCDMA

2.1 Test Band=WCDMA850

2.1.1 Test Mode=UMTS/TM1

2.1.1.1 Test Channel=LCH

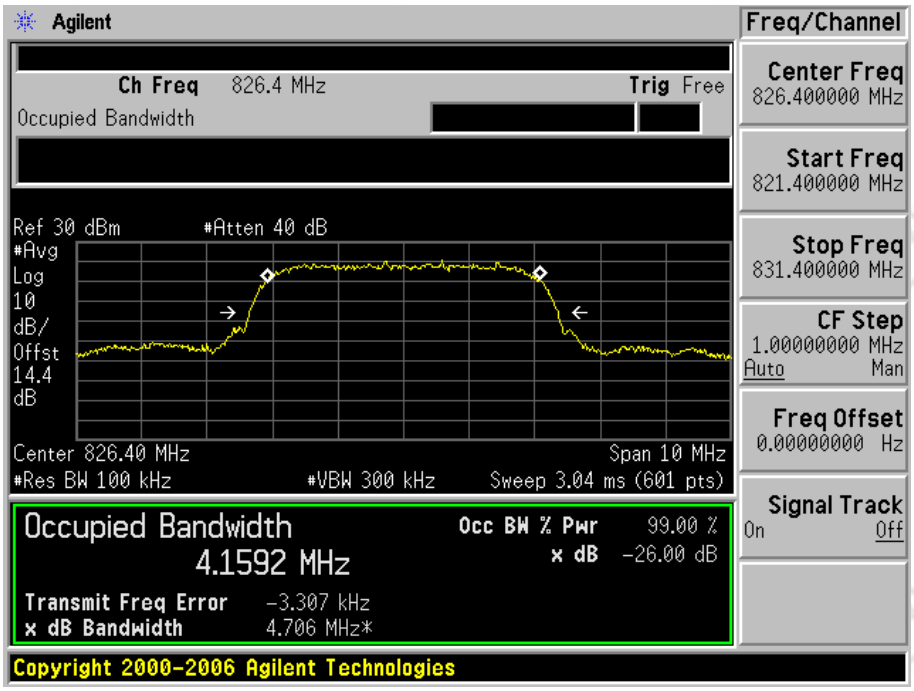

2.1.1.2 Test Channel=MCH

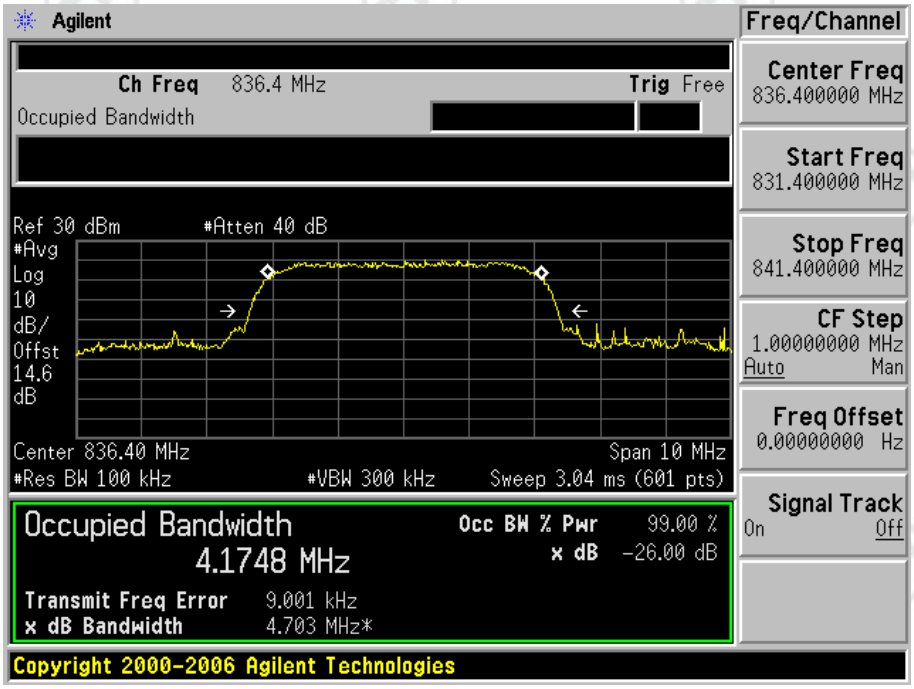

2.1.1.3 Test Channel=HCH

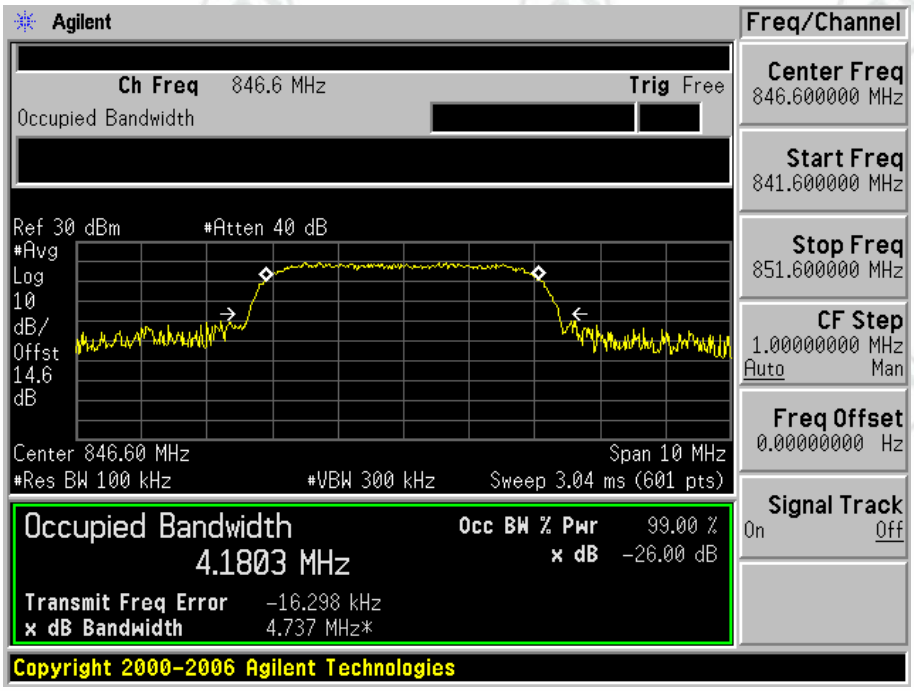

2.1.2 Test Mode=UMTS/TM2

2.1.2.1 Test Channel=LCH

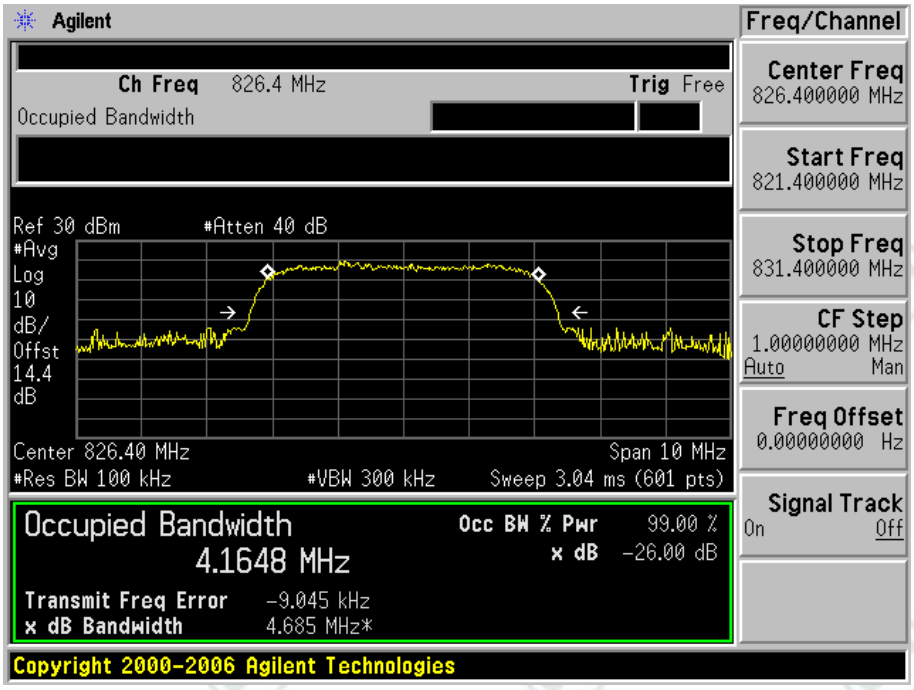

2.1.2.2 Test Channel=MCH

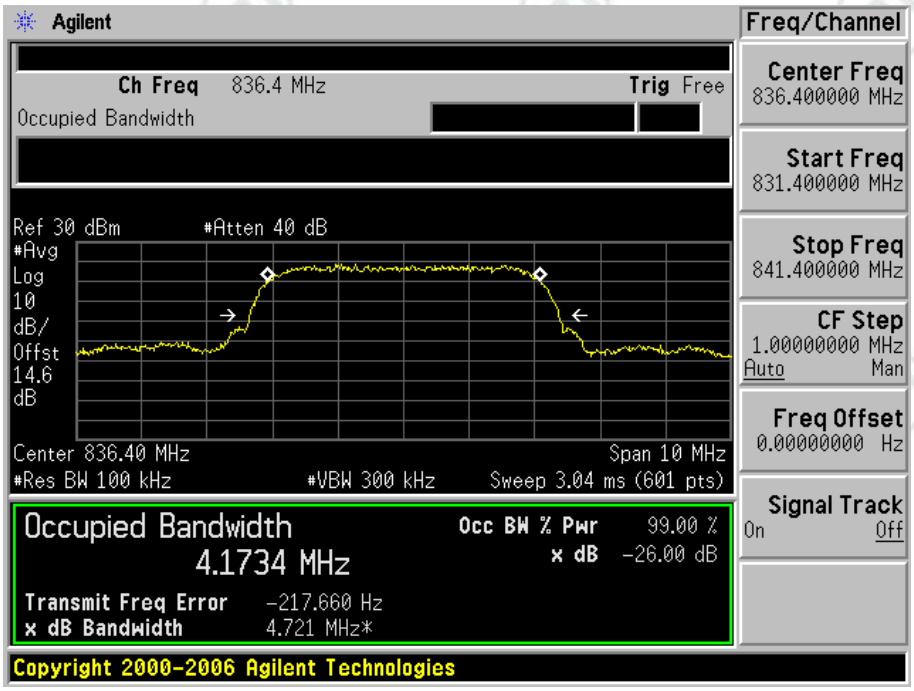

2.1.2.3 Test Channel=HCH

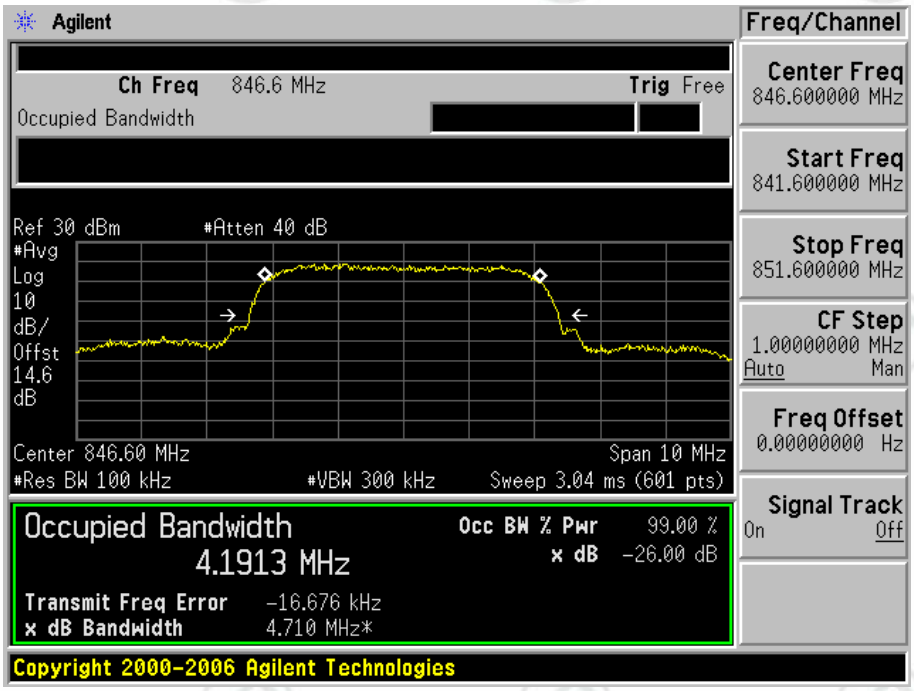

2.1.3 Test Mode=UMTS/TM3

2.1.3.1 Test Channel=LCH

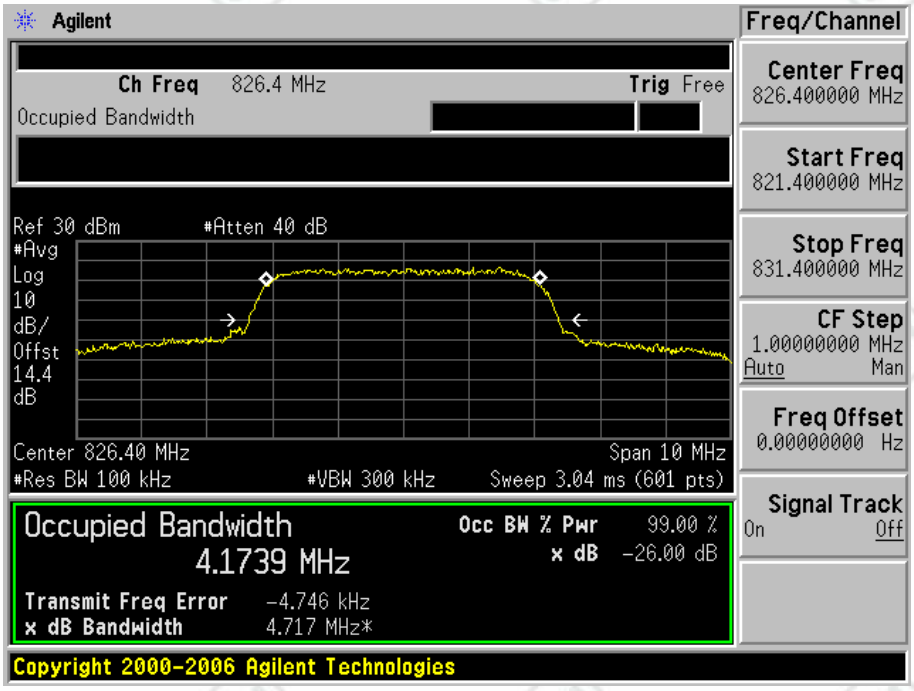

2.1.3.2 Test Channel=MCH

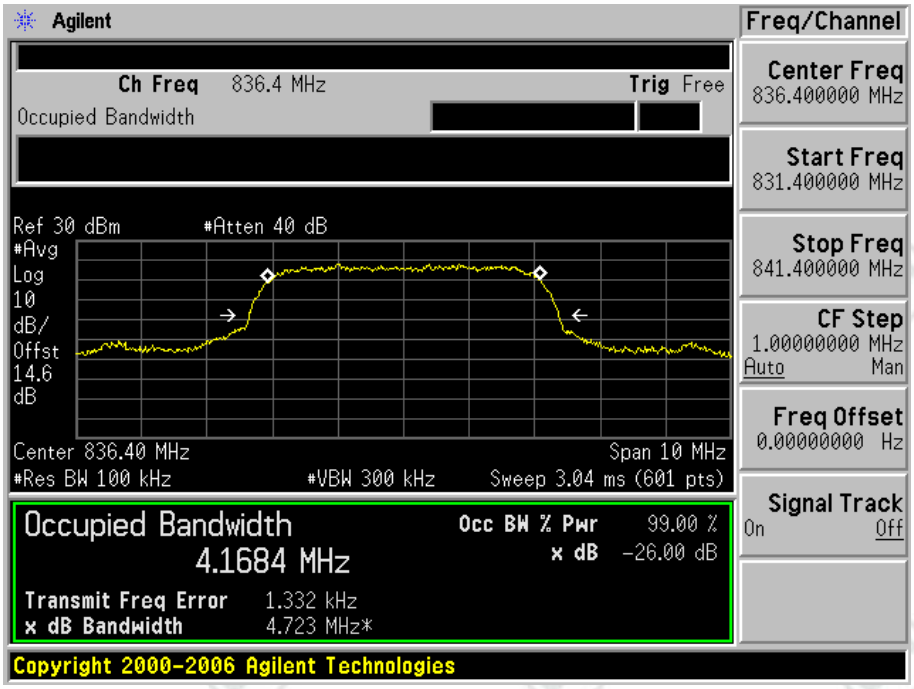

2.1.3.3 Test Channel=HCH

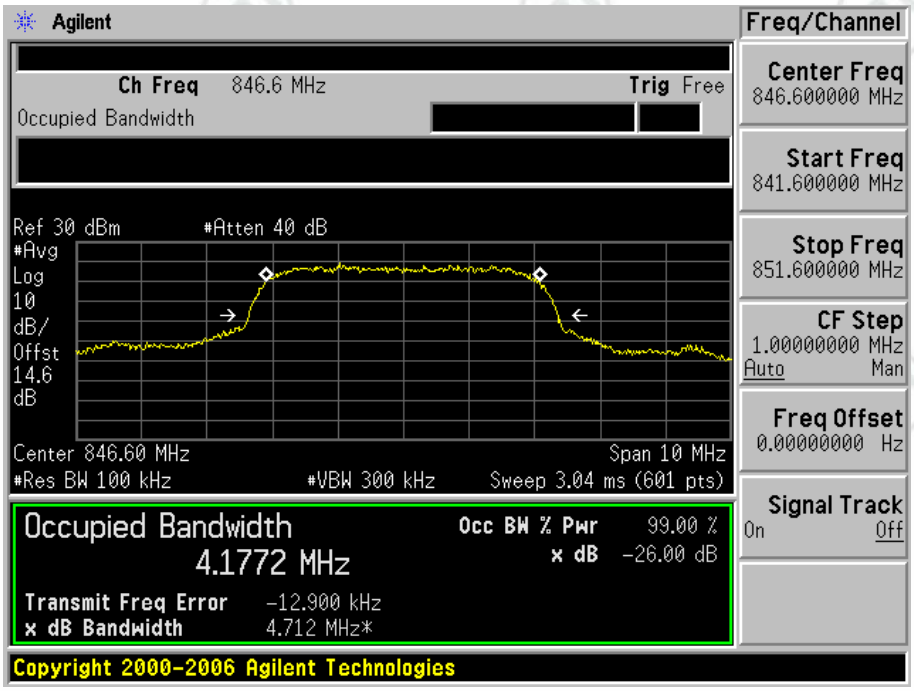

2.2 Test Band=WCDMA1700

2.2.1 Test Mode=UMTS/TM1

2.2.1.1 Test Channel=LCH

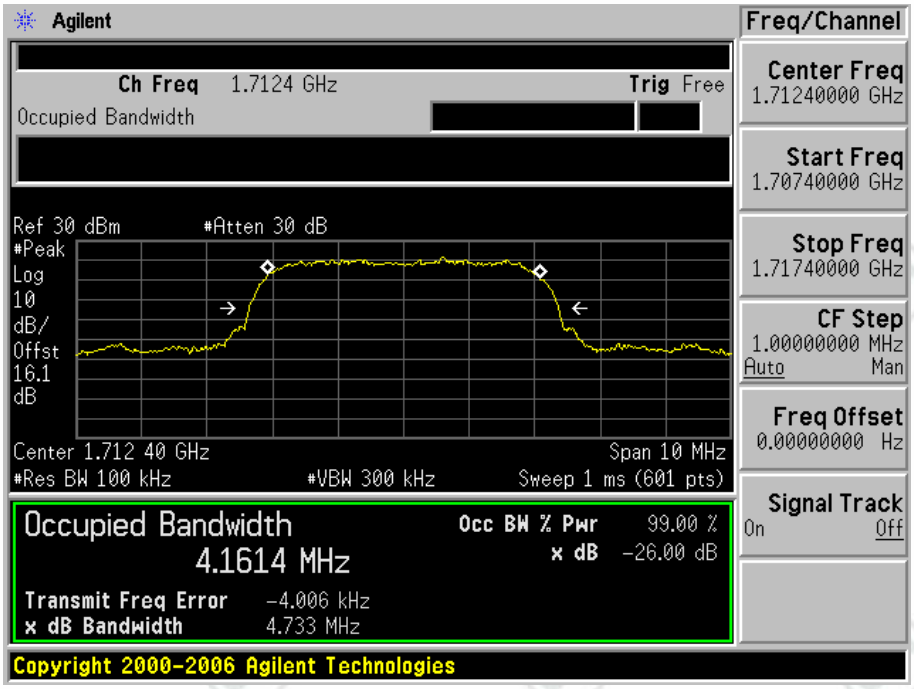

2.2.1.2 Test Channel=MCH

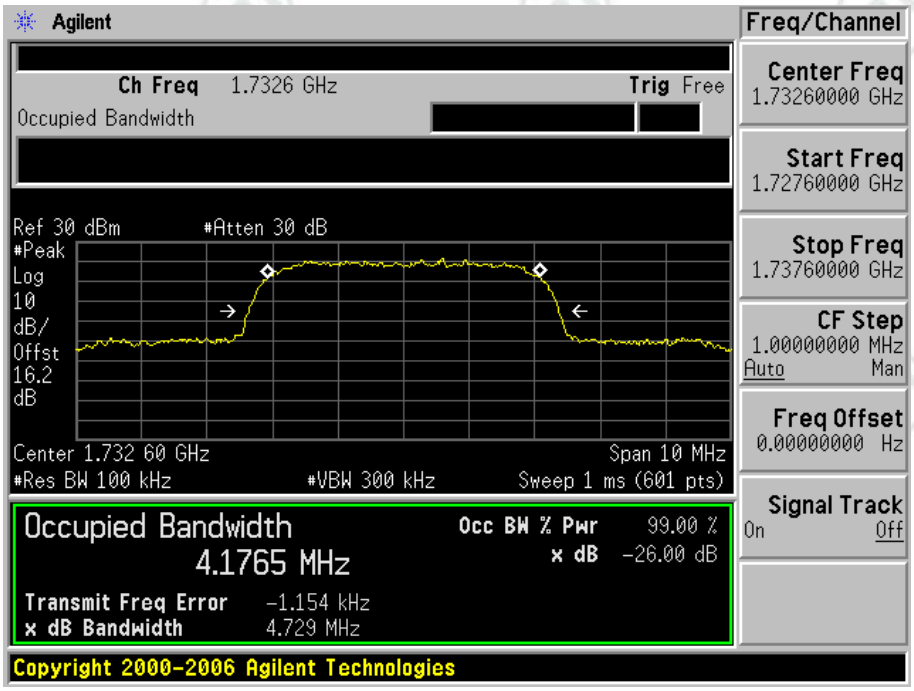

2.2.1.3 Test Channel=HCH

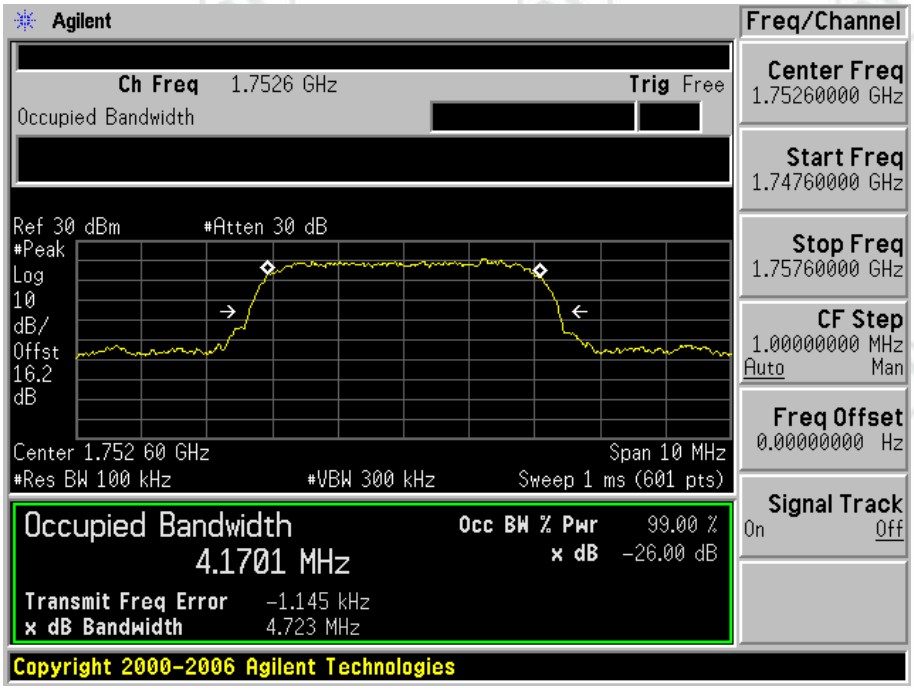

2.2.2 Test Mode=UMTS/TM2

2.2.2.1 Test Channel=LCH

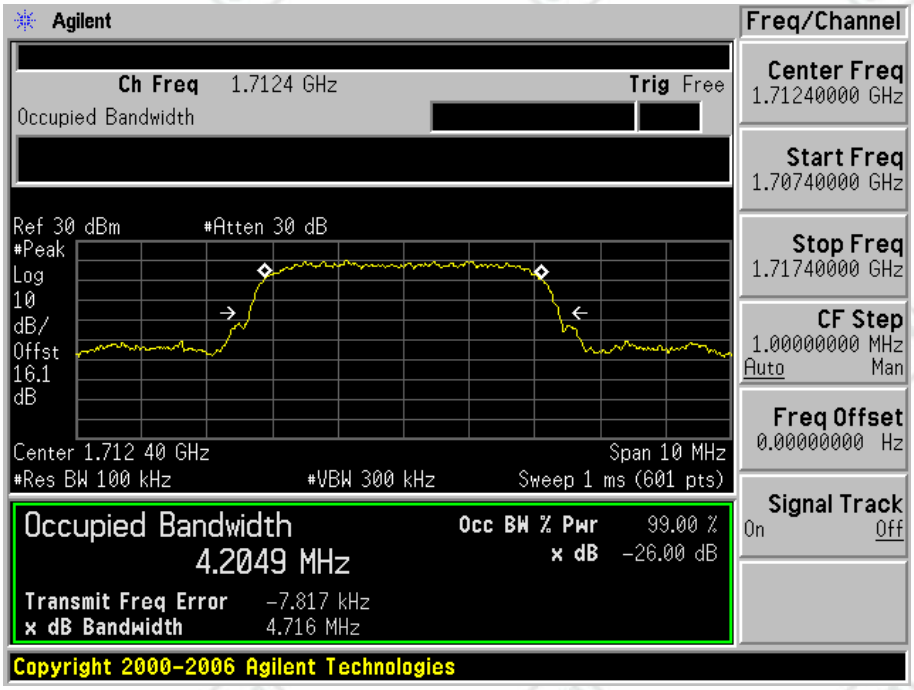

2.2.2.2 Test Channel=MCH

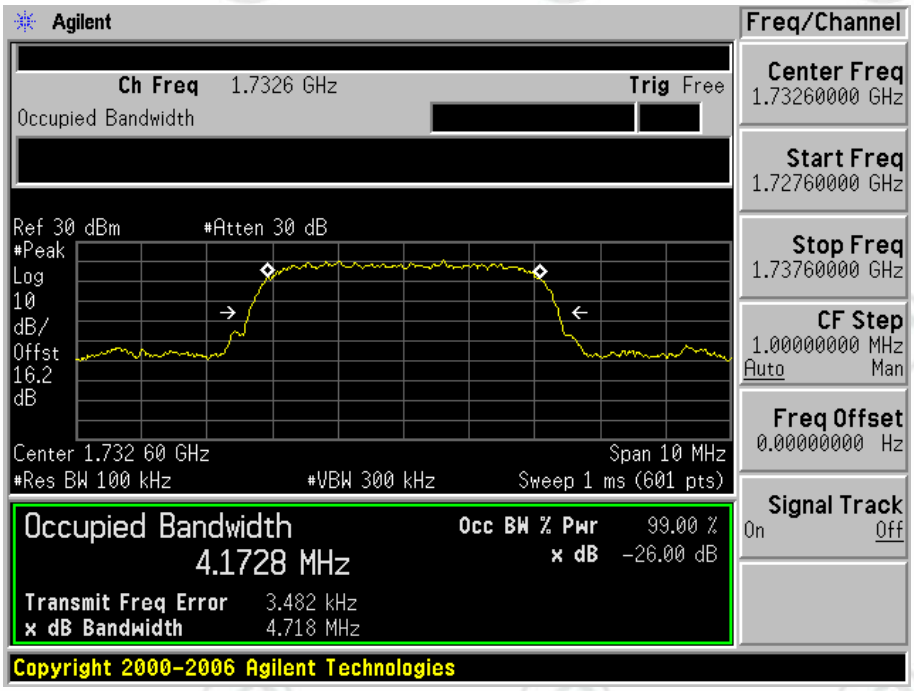

2.2.2.3 Test Channel=HCH

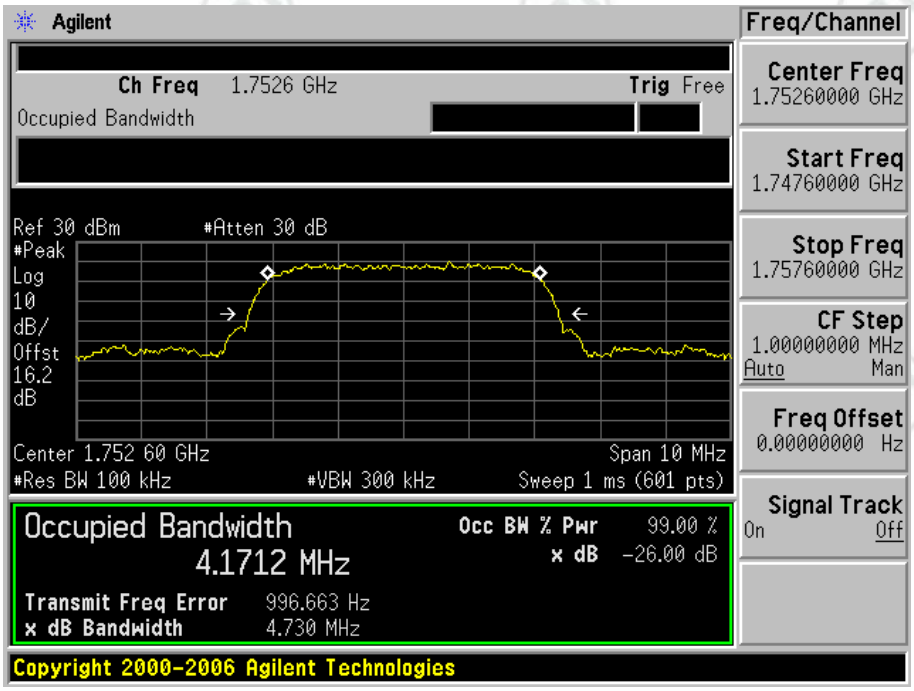

2.2.3 Test Mode=UMTS/TM3

2.2.3.1 Test Channel=LCH

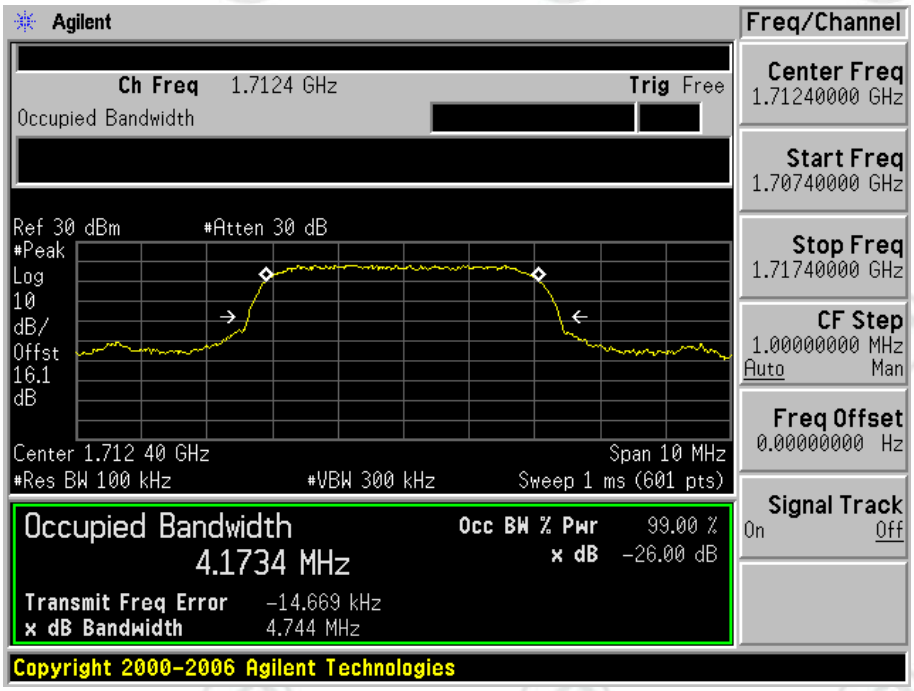

2.2.3.2 Test Channel=MCH

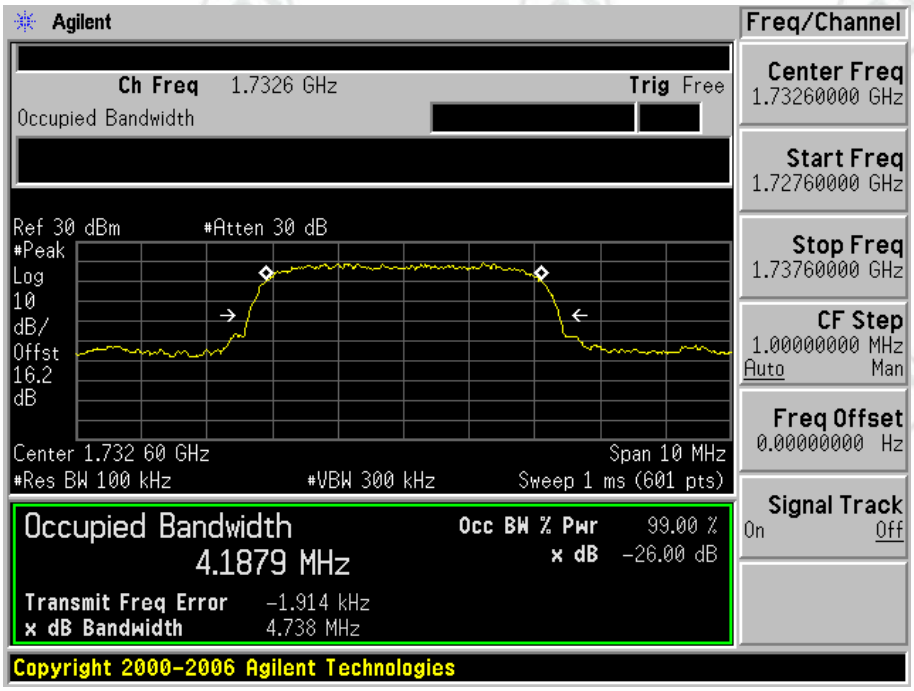

2.2.3.3 Test Channel=HCH

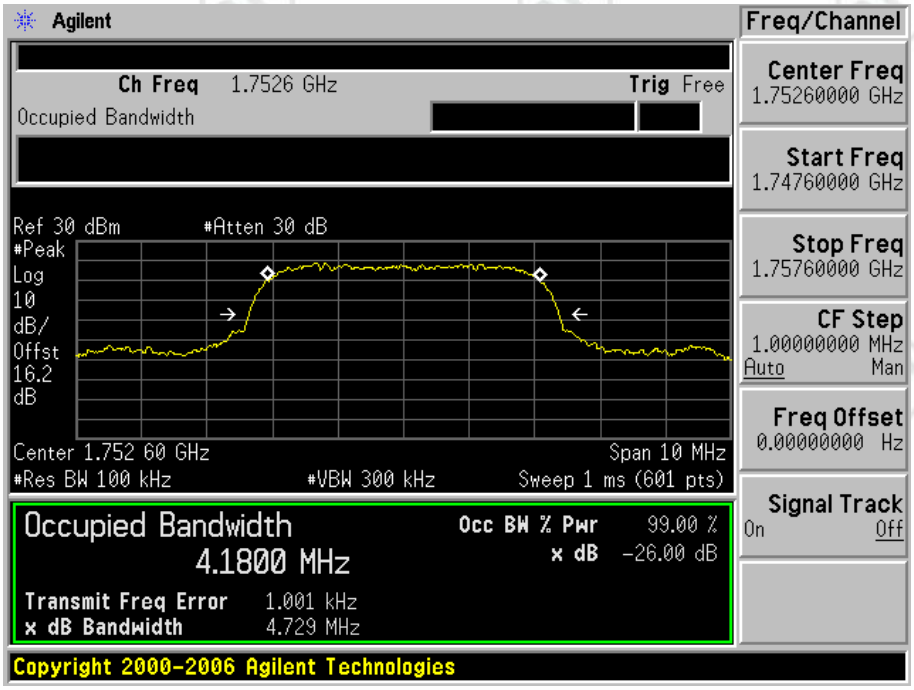

2.3 Test Band=WCDMA1900

2.3.1 Test Mode=UMTS/TM1

2.3.1.1 Test Channel=LCH

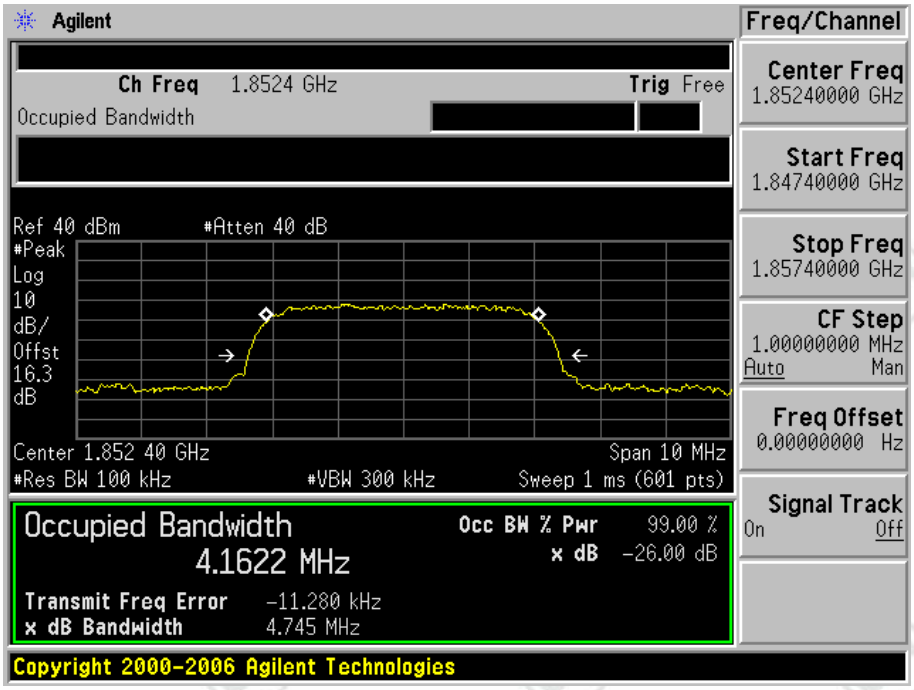

2.3.1.2 Test Channel=MCH

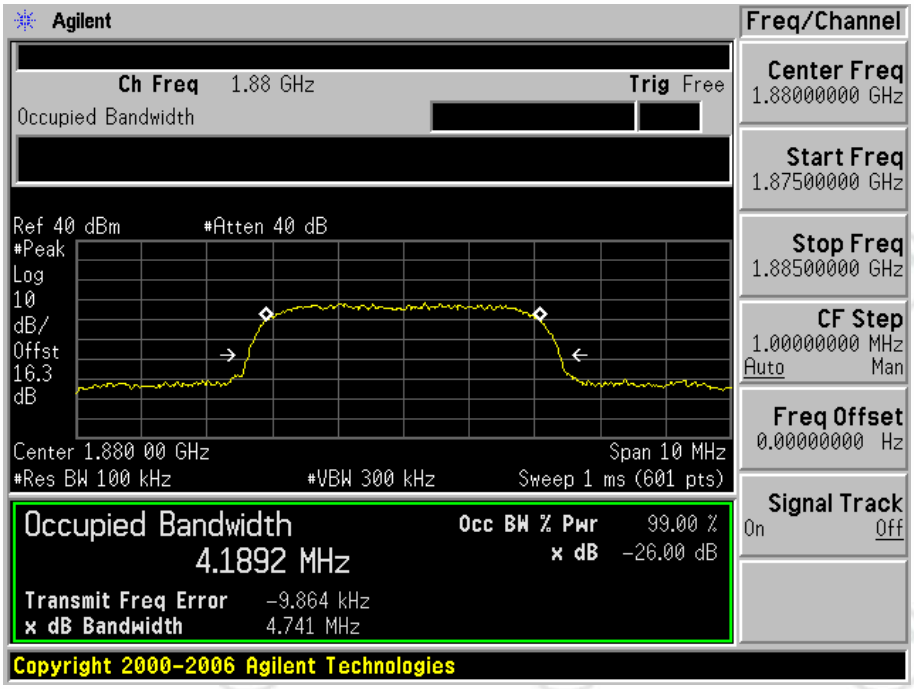

2.3.1.3 Test Channel=HCH

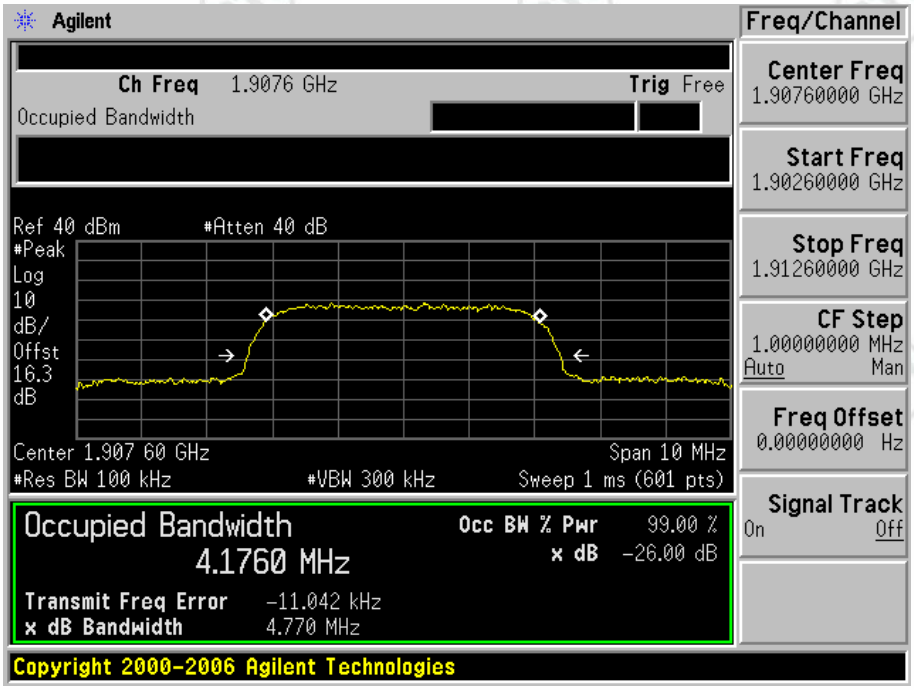

2.3.2 Test Mode=UMTS/TM2

2.3.2.1 Test Channel=LCH

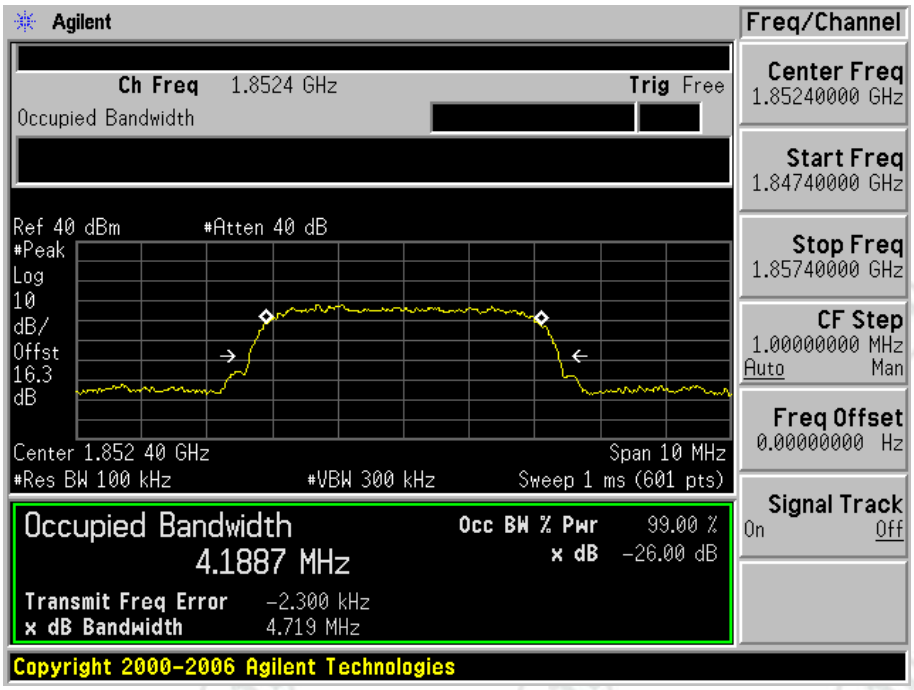

2.3.2.2 Test Channel=MCH

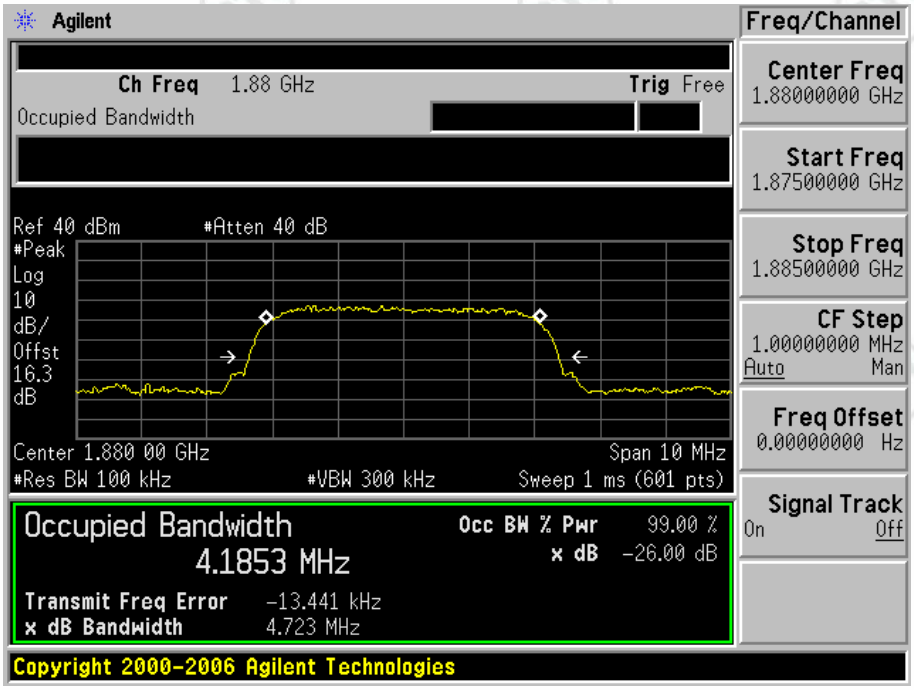

2.3.2.3 Test Channel=HCH

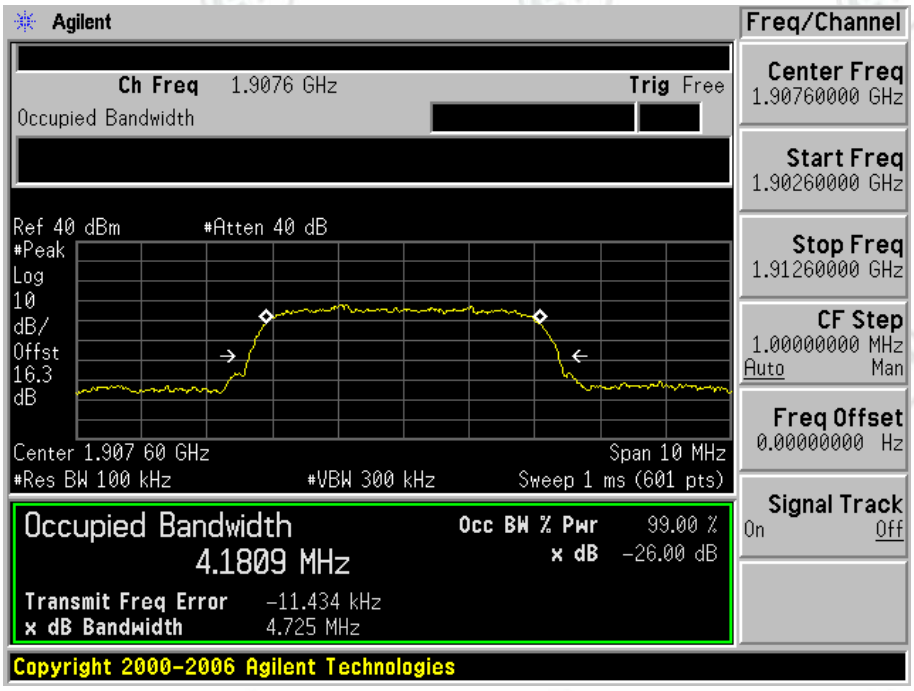

2.3.3 Test Mode=UMTS/TM3

2.3.3.1 Test Channel=LCH

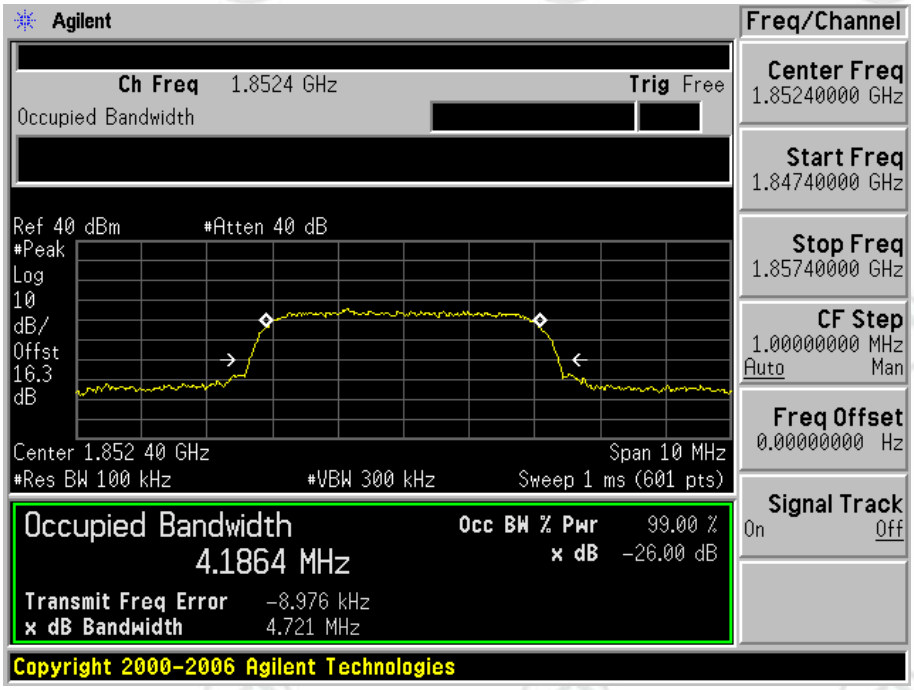

2.3.3.2 Test Channel=MCH

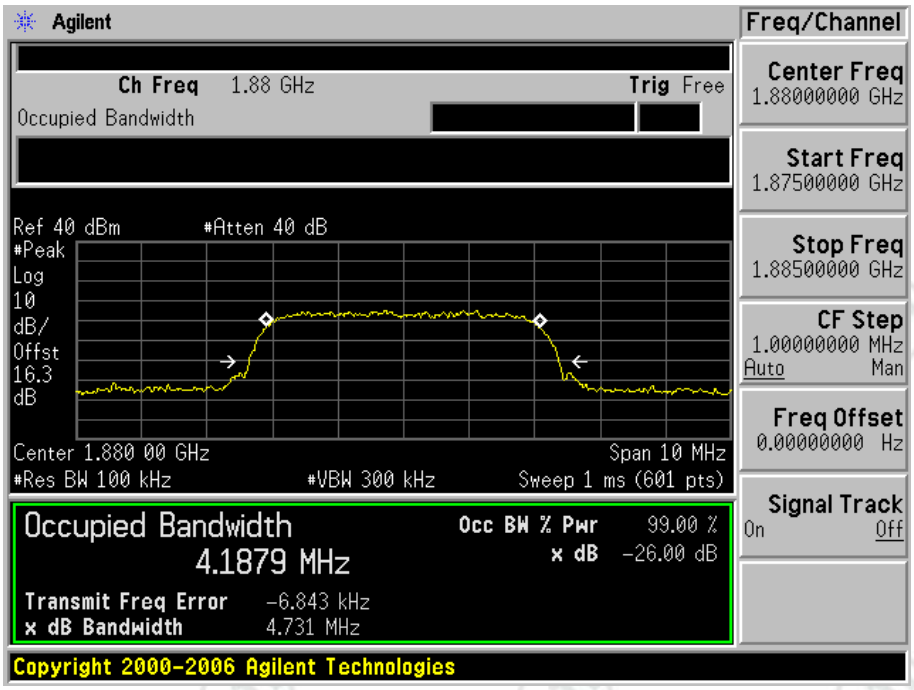

2.3.3.3 Test Channel=HCH

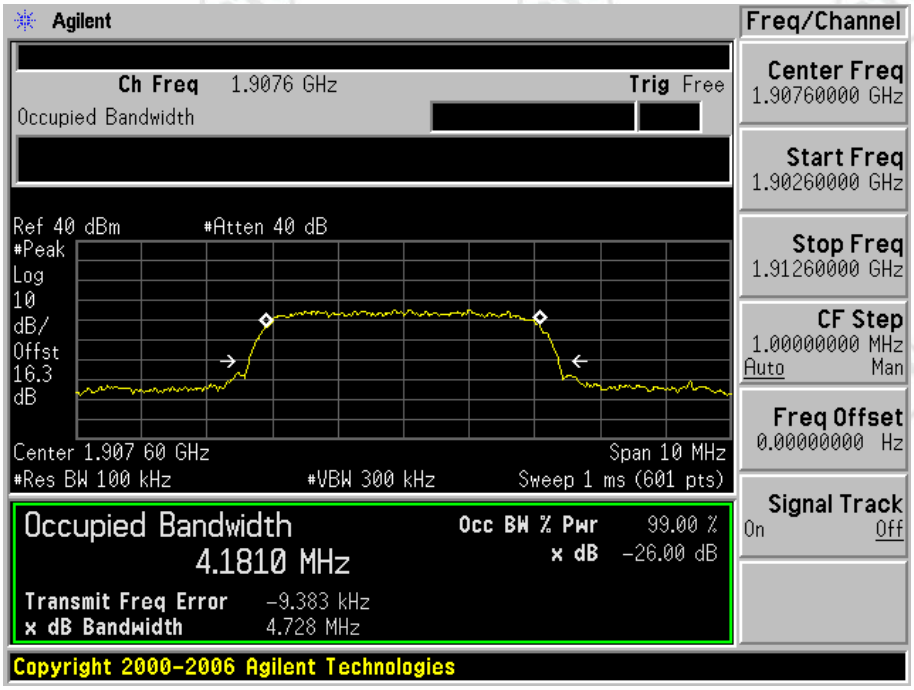

Appendix D)Band Edges Compliance

Test Requirement:	Part 2.1051
Test Method:	Part 22.917(b)/Part 24.238(b)/ Part 27.53(h)
Test Setup:	Refer to section 5 for details
Measurement Procedure:	The transmitter output was connected to a calibrated coaxial cable, attenuator and Spectrum analyser, the other end of which was connected to a Base Station Simulator. The Base Station Simulator was set to force the EUT to its maximum power setting. The tests were performed at three frequencies (low channel and high channel).in the 1MHz bands immediately outside and adjacent to the frequency block a resolution bandwidth of 100kHz or 1% of the emission bandwidth of the fundamental emission of the transmitter may be employed. The EUT emission bandwidth is measured as the width of the signal between two points, outside of which all emission are attenuated at least 26dB below the transmitter power. The video bandwidth of the spectrum analyzer was set at thrice the resolution bandwidth. Detector Mode was set to peak or peak hold power.
Limit:	

Operation Band	Frequency Range (MHz)	Limit
GSM/GPRS/EDGE/ WCDMA 850	Below 824 and above 849	Attenuated at least 43+10log(P)
GSM/GPRS/EDGE/ WCDMA 1900	Below 1850 and above 1910	Attenuated at least 43+10log(P)
WCDMA 1700	Below 1710 and above 1755	Attenuated at least 43+10log(P)

Instruments Used:	Refer to section 7 for details
Test Results:	Pass

1 For GSM

1.1 Test Band=GSM850

1.1.1 Test Mode=GSM/TM1

1.1.1.1 Test Channel=LCH

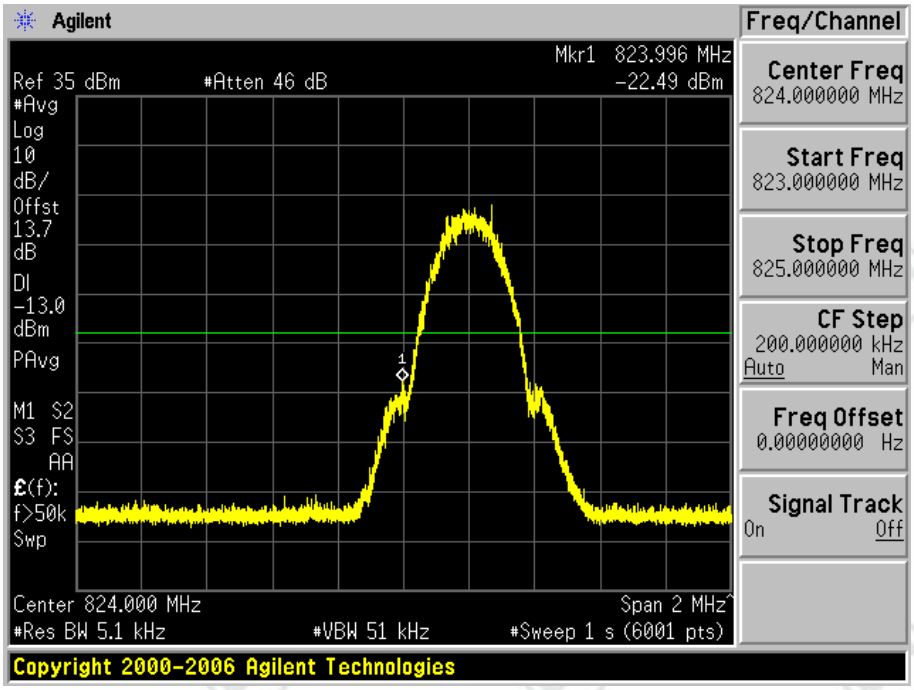

1.1.1.2 Test Channel=HCH

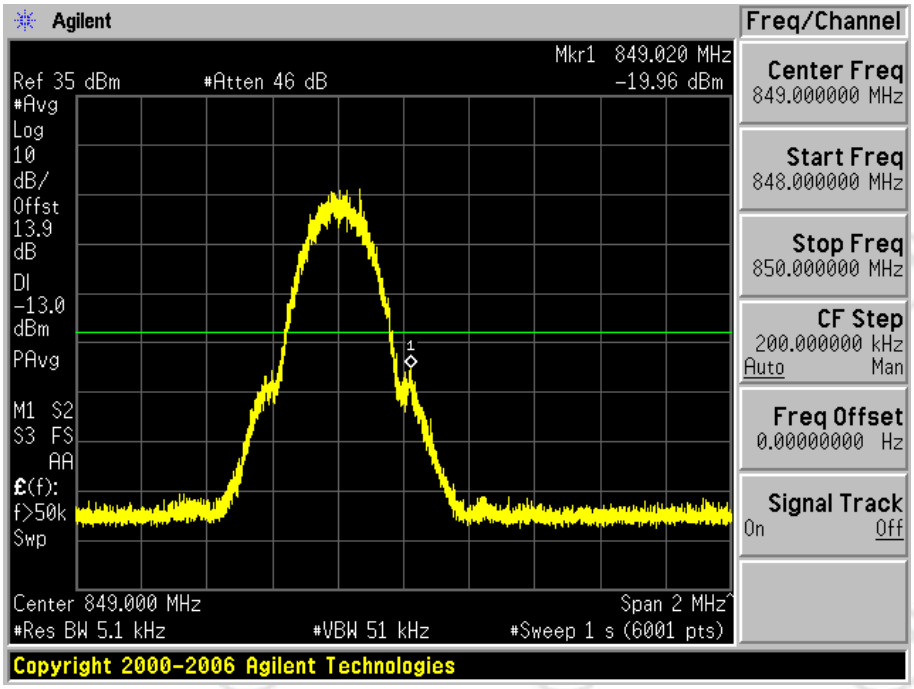

1.1.2 Test Mode=GSM/TM2

1.1.2.1 Test Channel=LCH

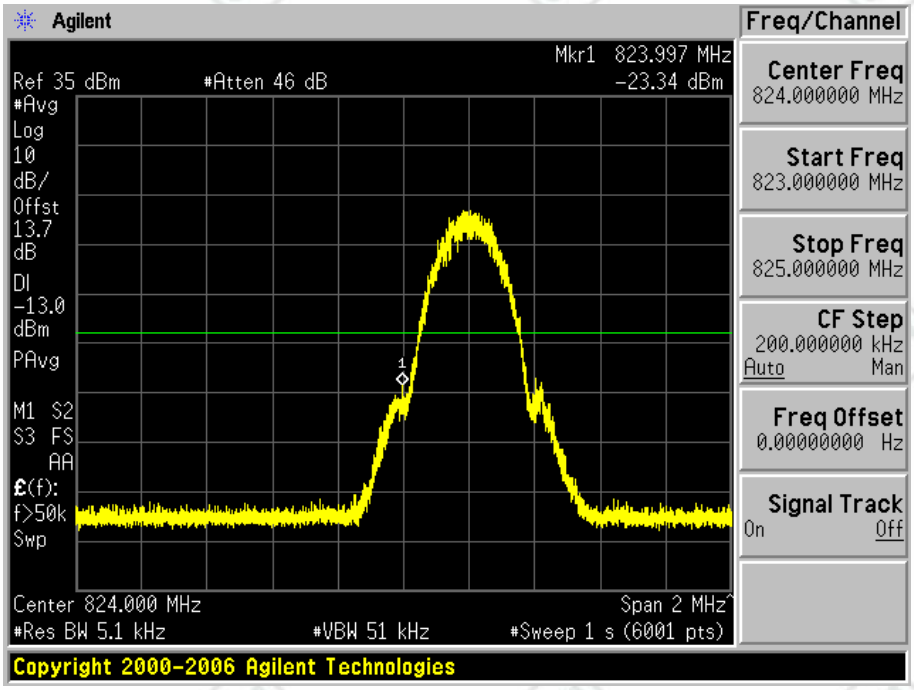

1.1.2.2 Test Channel=HCH

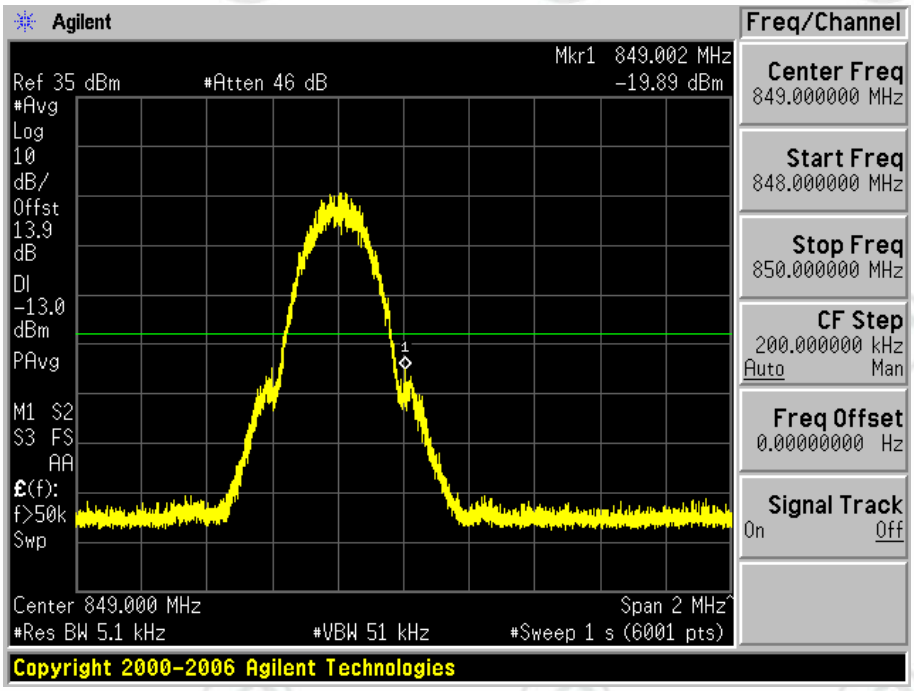

1.1.3 Test Mode=GSM/TM3

1.1.3.1 Test Channel=LCH

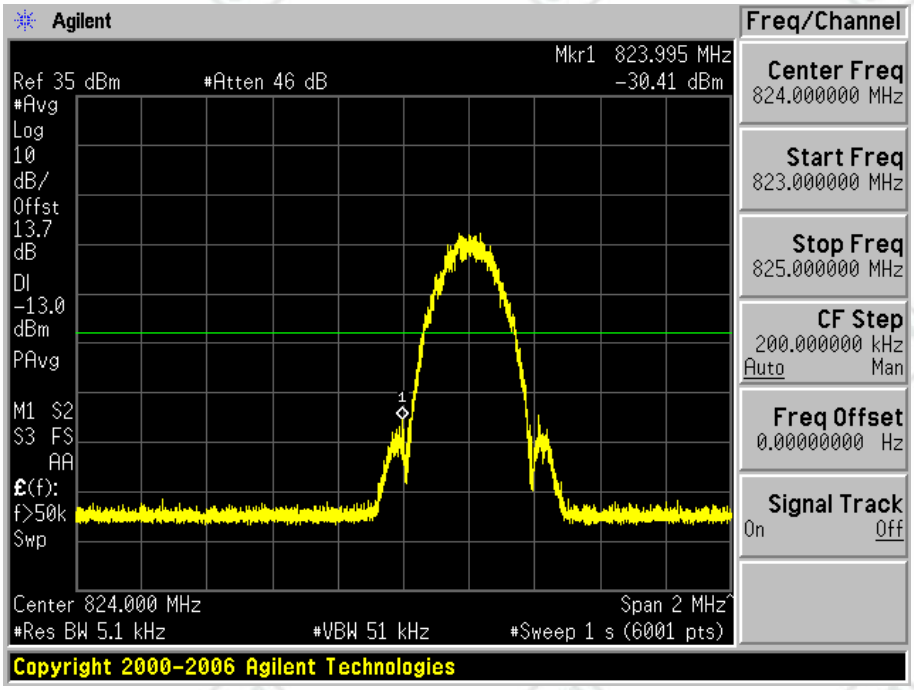

1.1.3.2 Test Channel=HCH

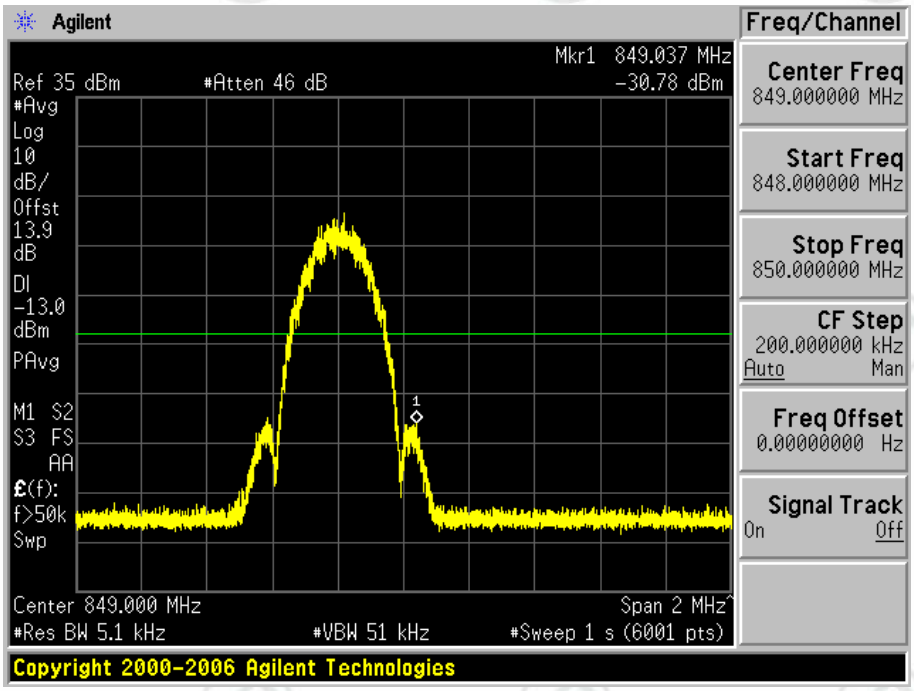

1.2 Test Band=GSM1900

1.2.1 Test Mode=GSM/TM1

1.2.1.1 Test Channel=LCH

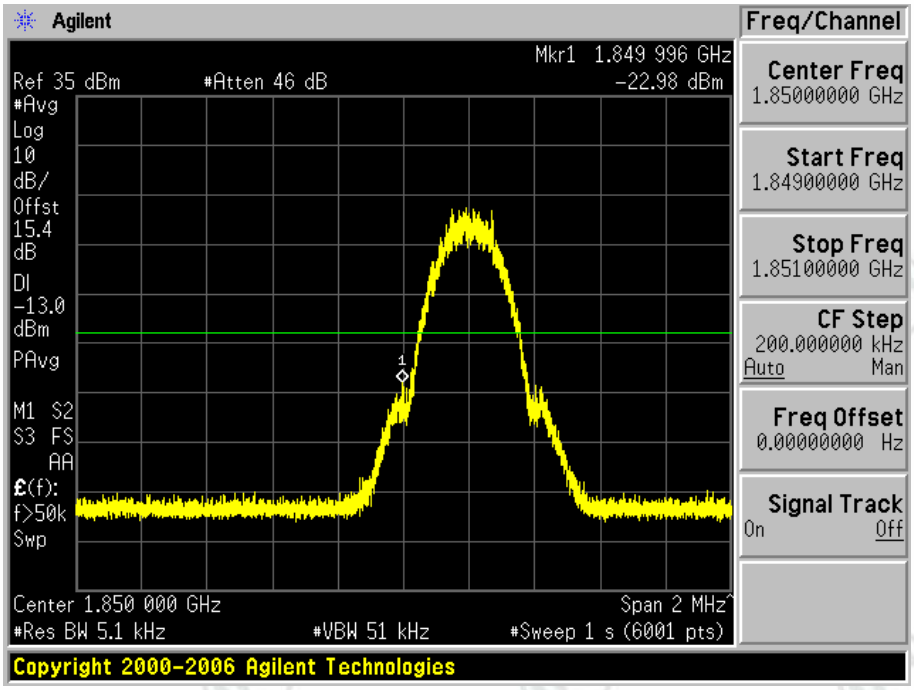

1.2.1.2 Test Channel=HCH

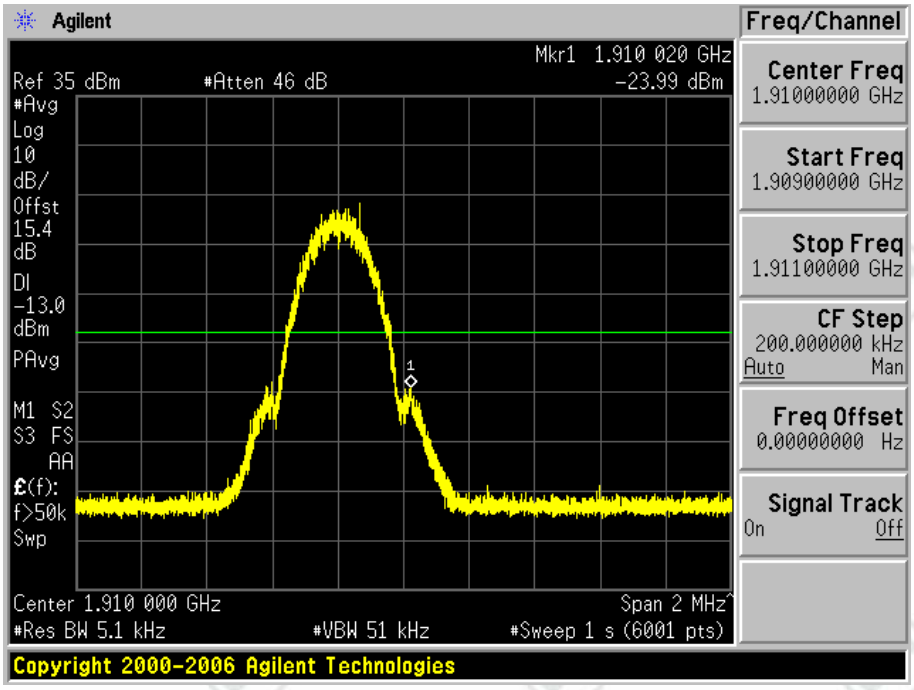

1.2.2 Test Mode=GSM/TM2

1.2.2.1 Test Channel=LCH

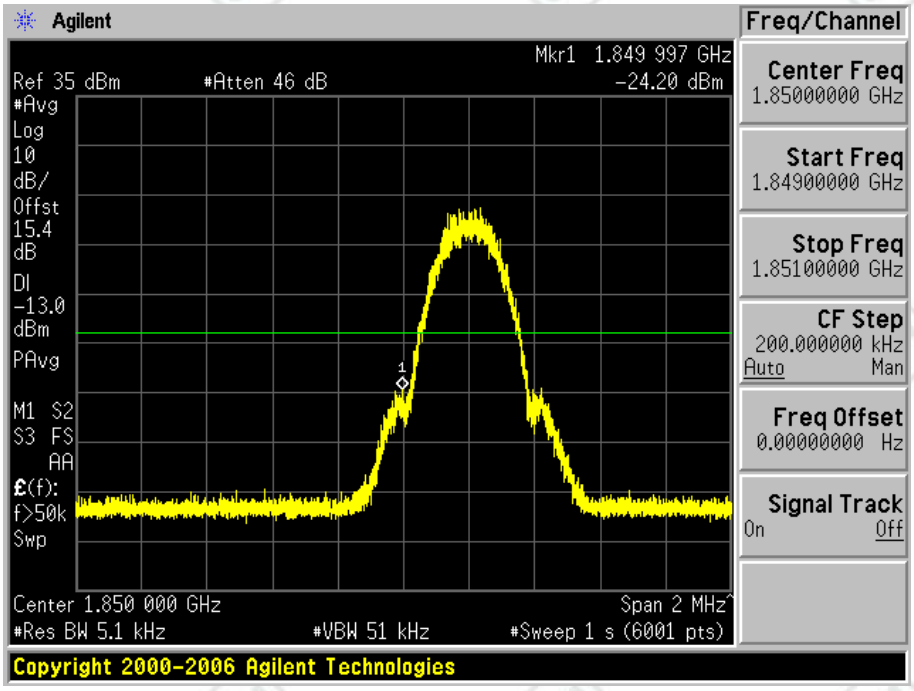

1.2.2.2 Test Channel=HCH

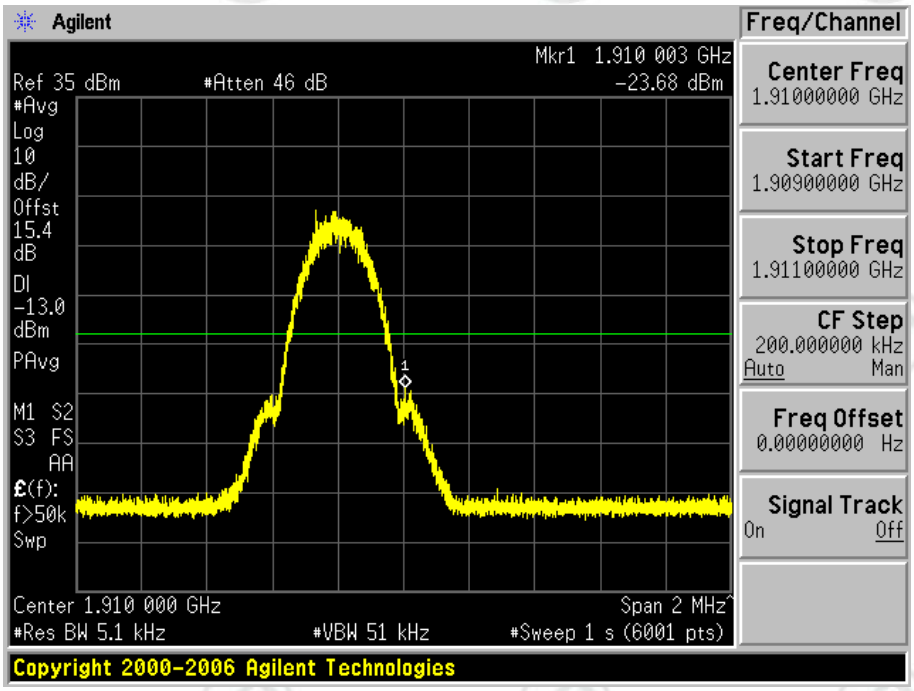

1.2.3 Test Mode=GSM/TM3

1.2.3.1 Test Channel=LCH

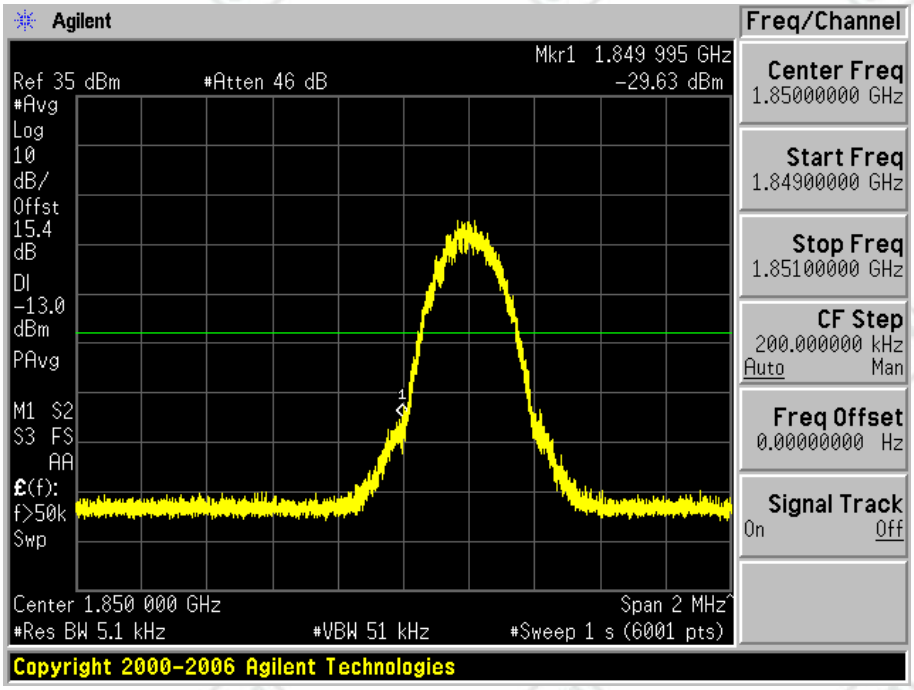

1.2.3.2 Test Channel=HCH

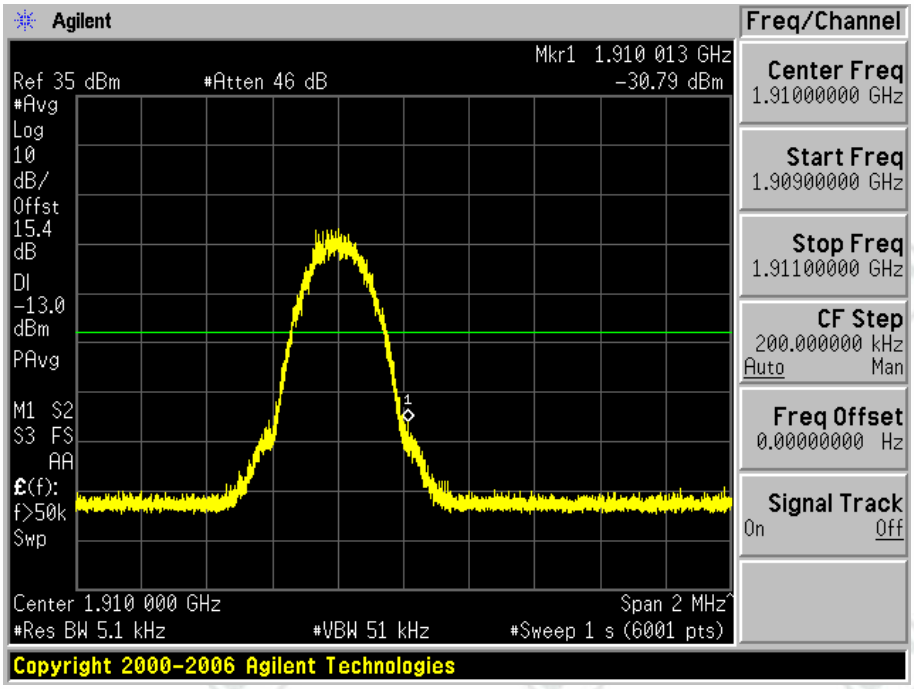

2 For WCDMA

2.1 Test Band=WCDMA850

2.1.1 Test Mode=UMTS/TM1

2.1.1.1 Test Channel=LCH

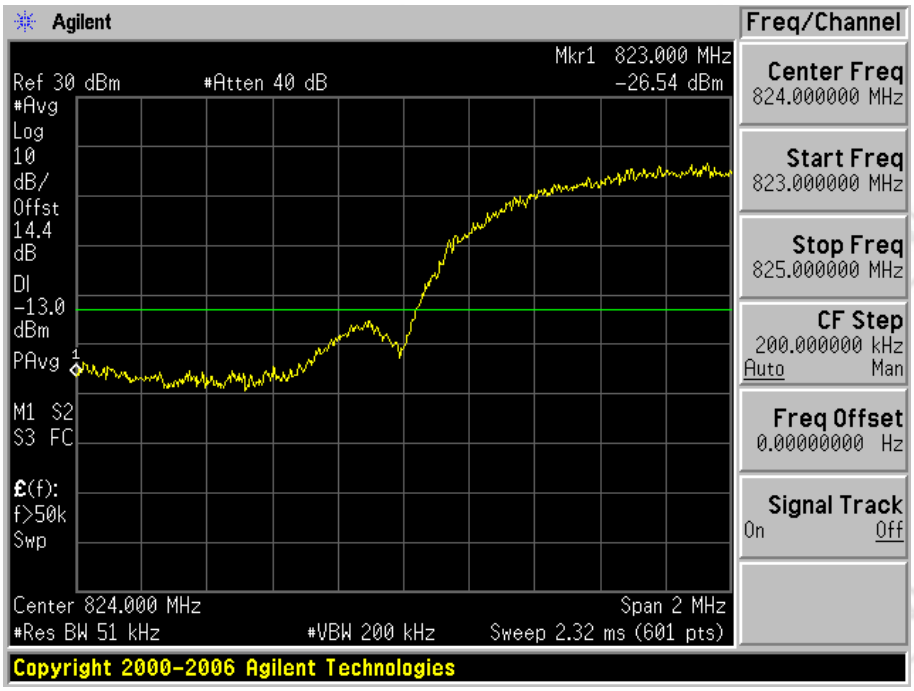

2.1.1.2 Test Channel=HCH

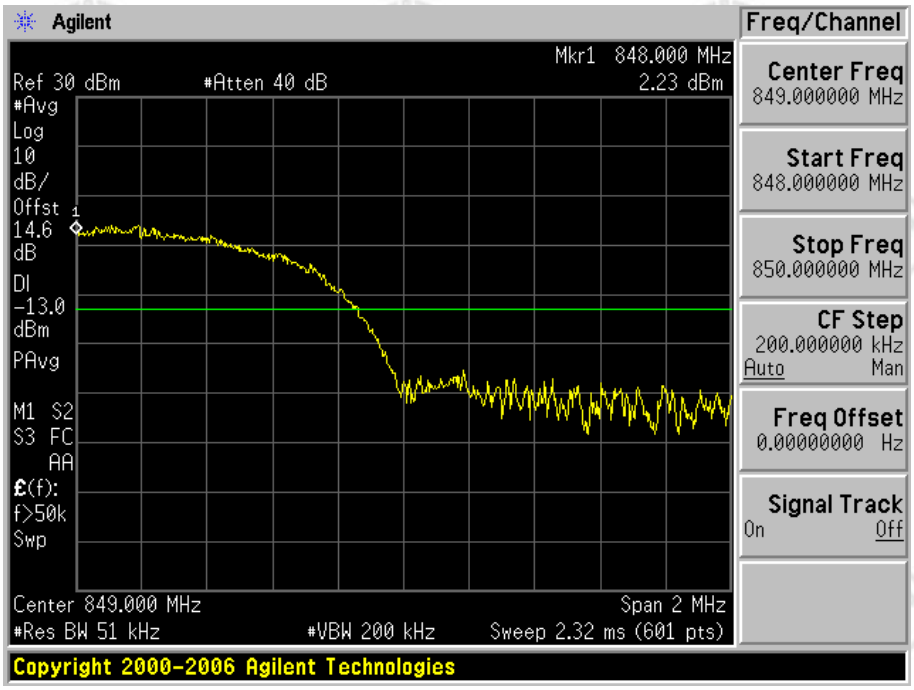

2.1.2 Test Mode=UMTS/TM2

2.1.2.1 Test Channel=LCH

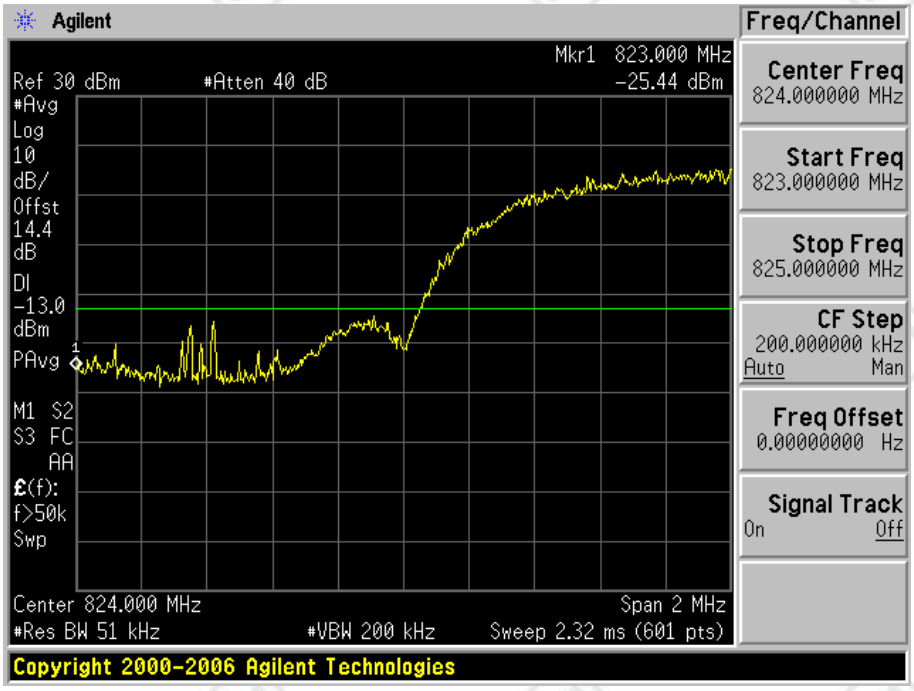

2.1.2.2 Test Channel=HCH

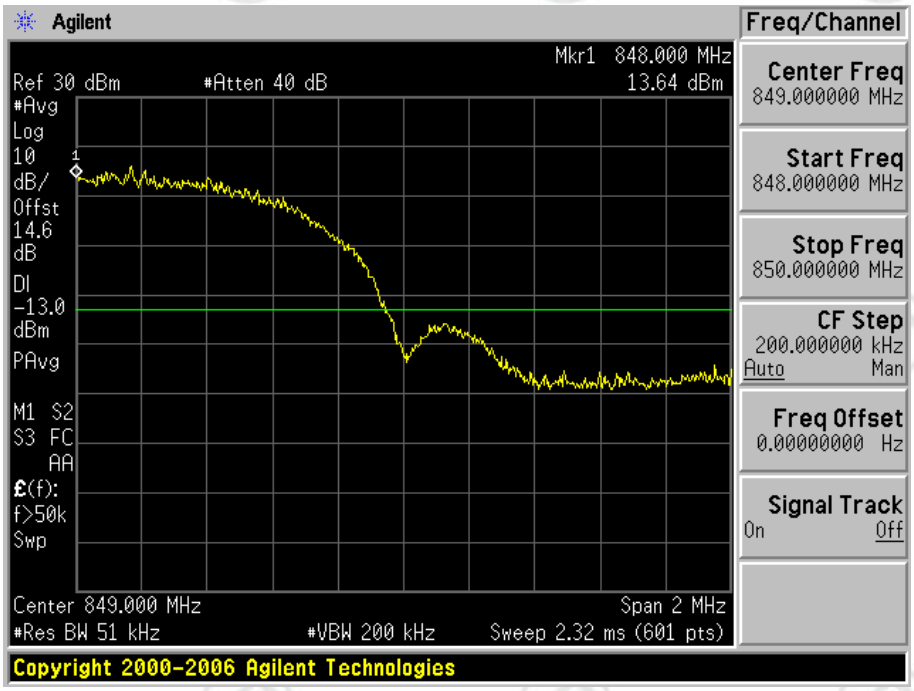

2.1.3 Test Mode=UMTS/TM3

2.1.3.1 Test Channel=LCH

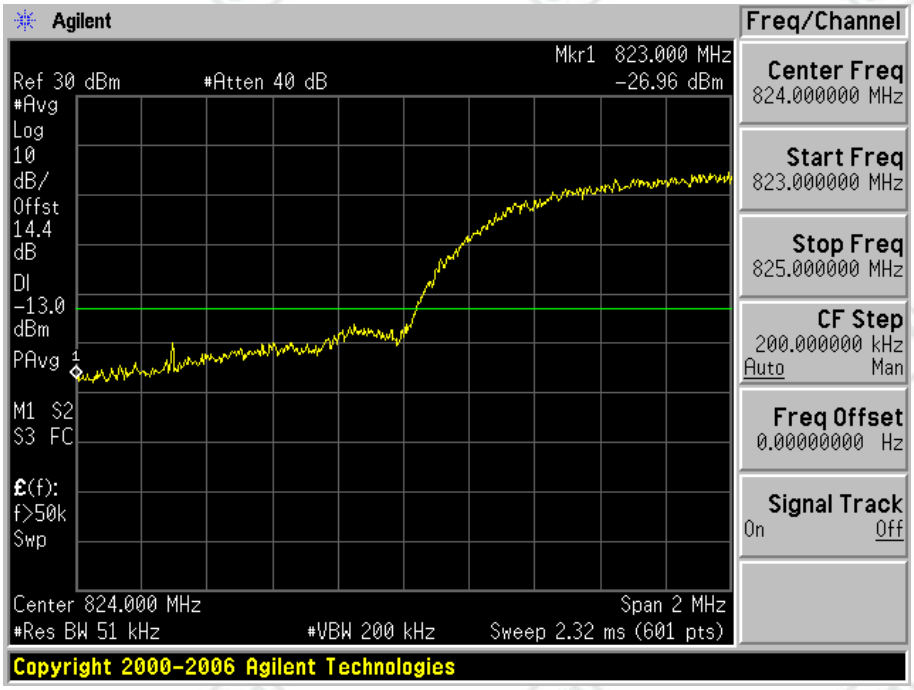

2.1.3.2 Test Channel=HCH

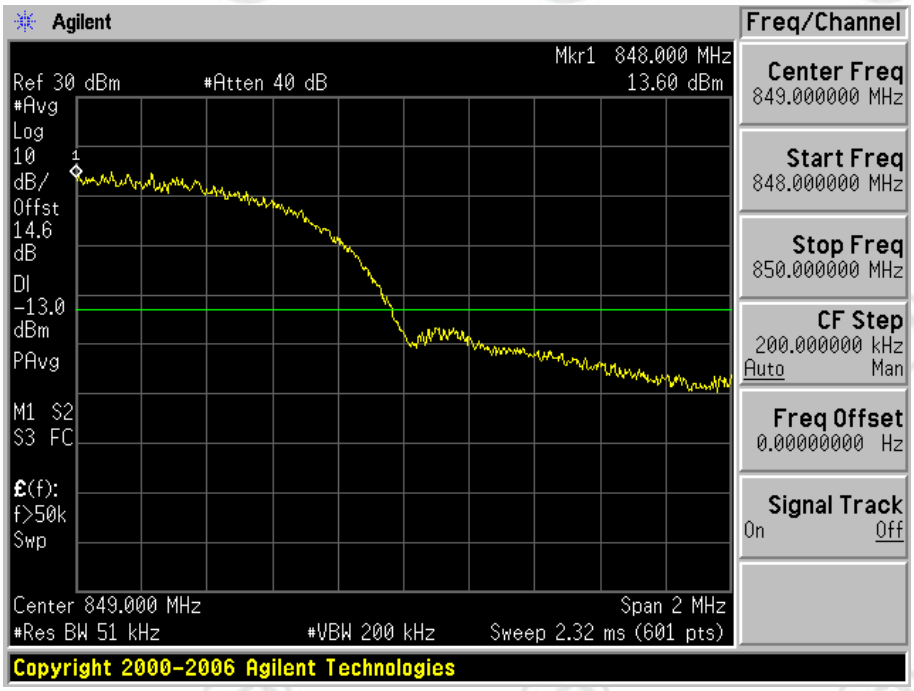

2.2 Test Band=WCDMA1700

2.2.1 Test Mode=UMTS/TM1

2.2.1.1 Test Channel=LCH

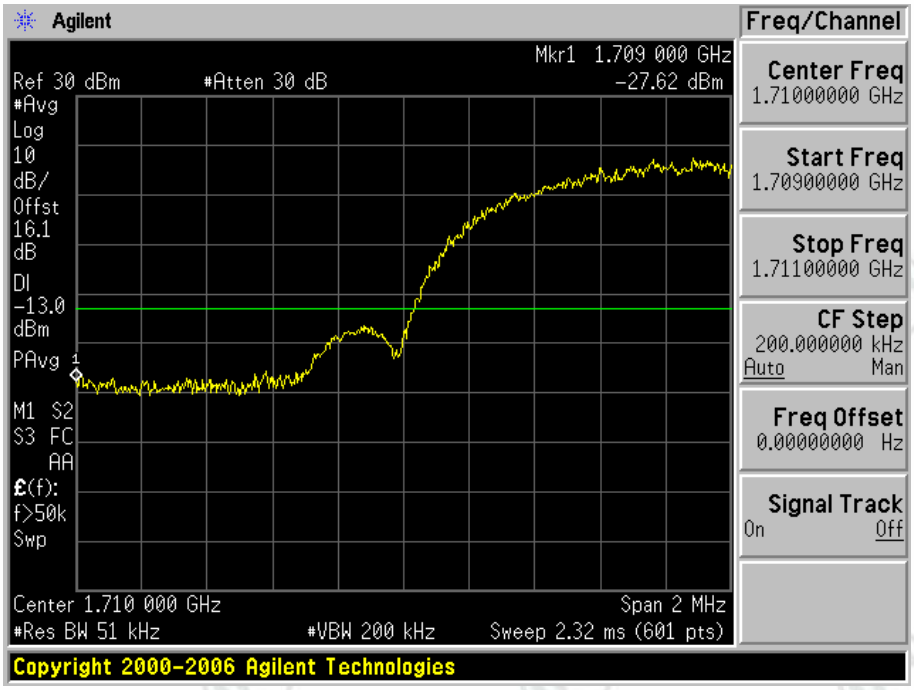

2.2.1.2 Test Channel=HCH

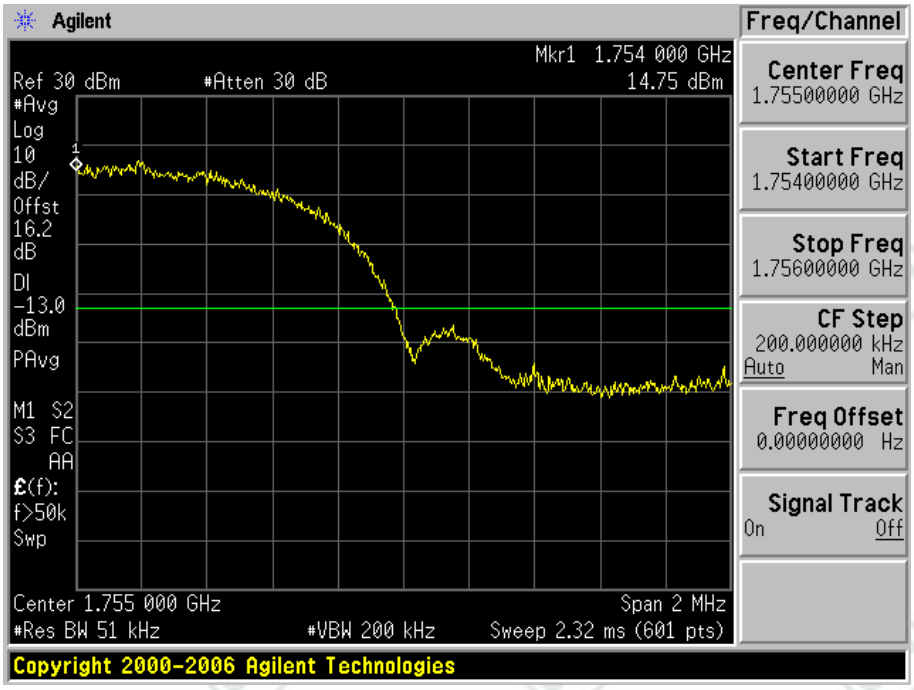

2.2.2 Test Mode=UMTS/TM2

2.2.2.1 Test Channel=LCH

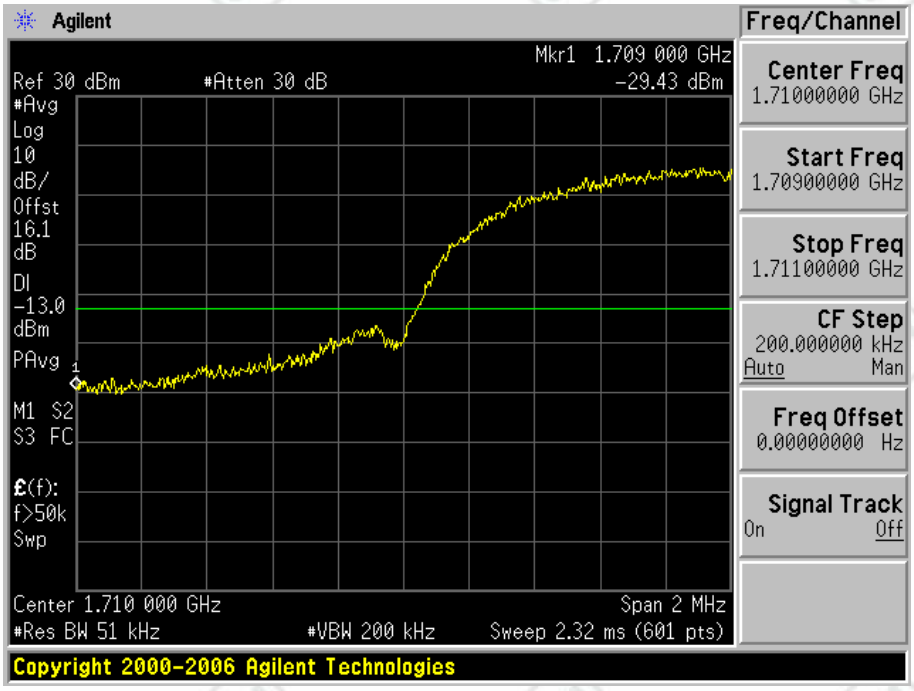

2.2.2.2 Test Channel=HCH

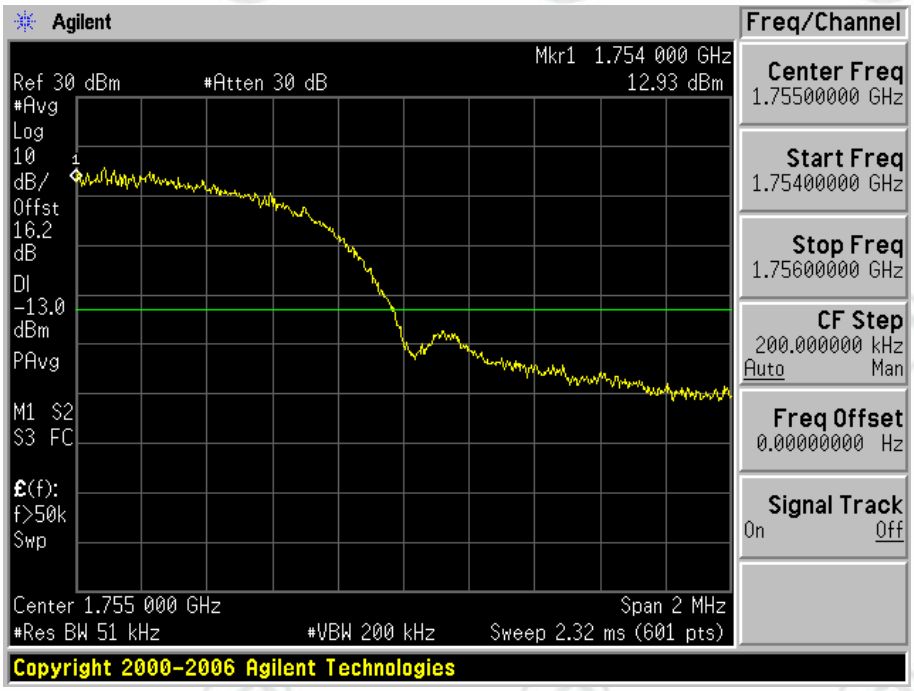

2.2.3 Test Mode=UMTS/TM3

2.2.3.1 Test Channel=LCH

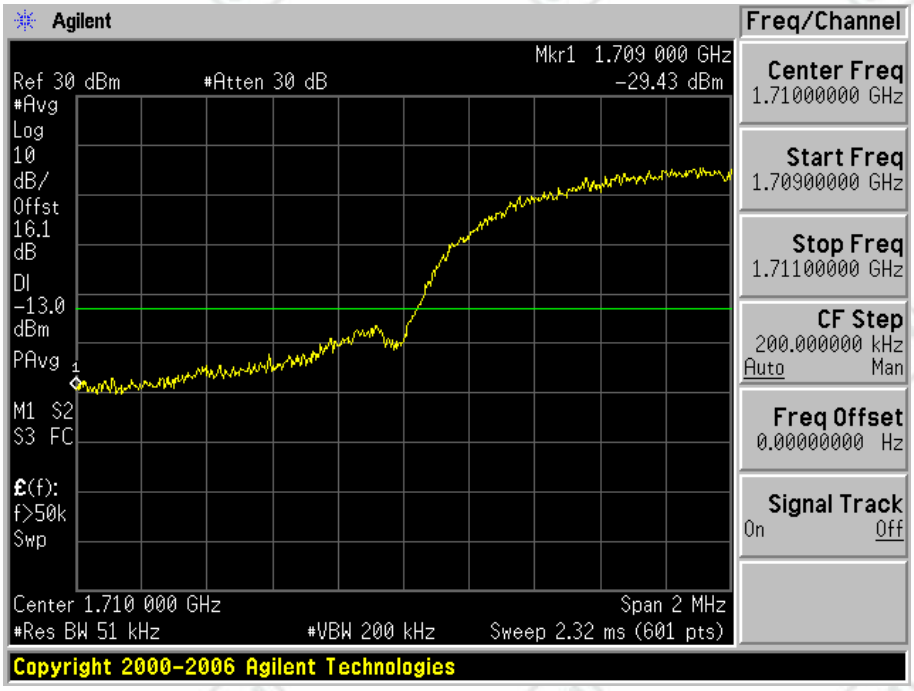

2.2.3.2 Test Channel=HCH

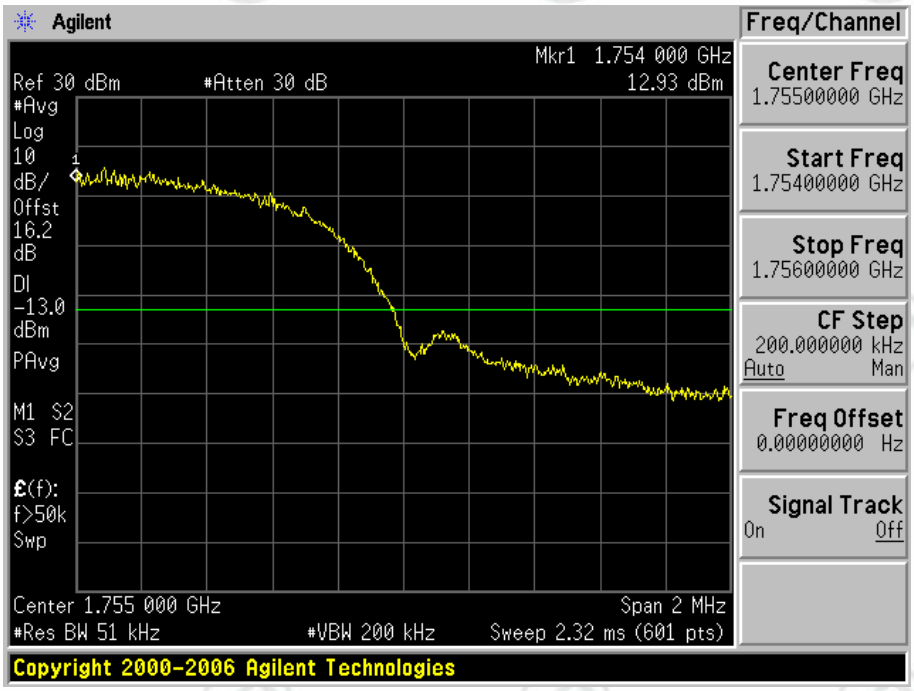

2.3 Test Band=WCDMA1900

2.3.1 Test Mode=UMTSTM1

2.3.1.1 Test Channel=LCH

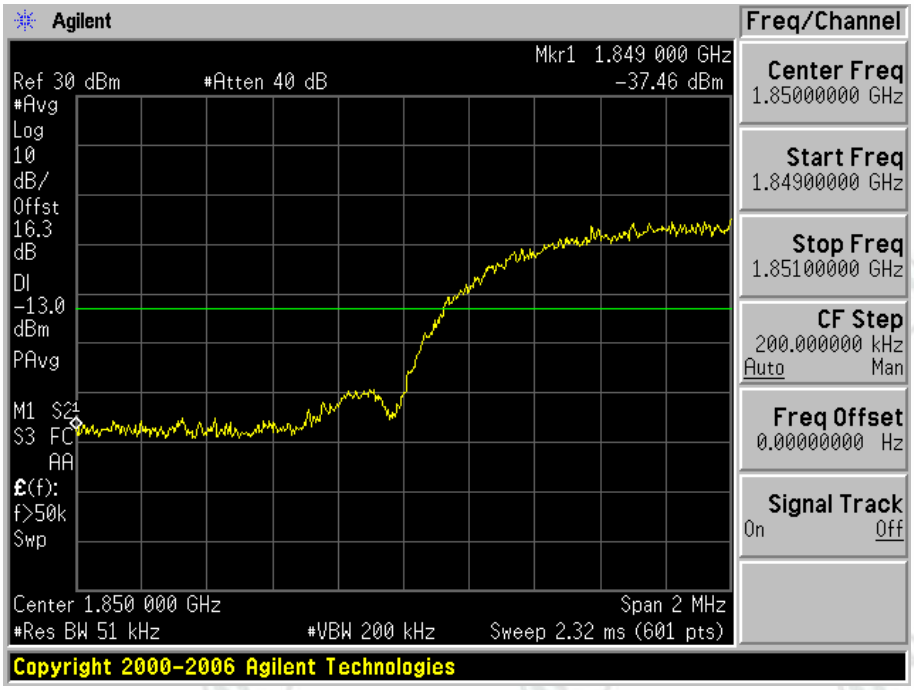

2.3.1.2 Test Channel=HCH

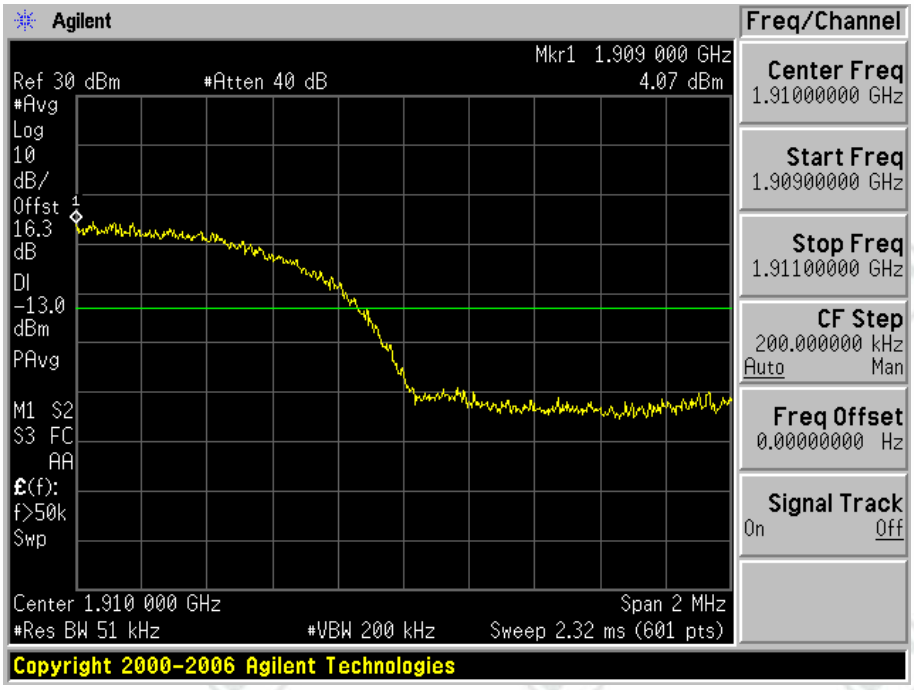

2.3.2 Test Mode=UMTS/TM2

2.3.2.1 Test Channel=LCH

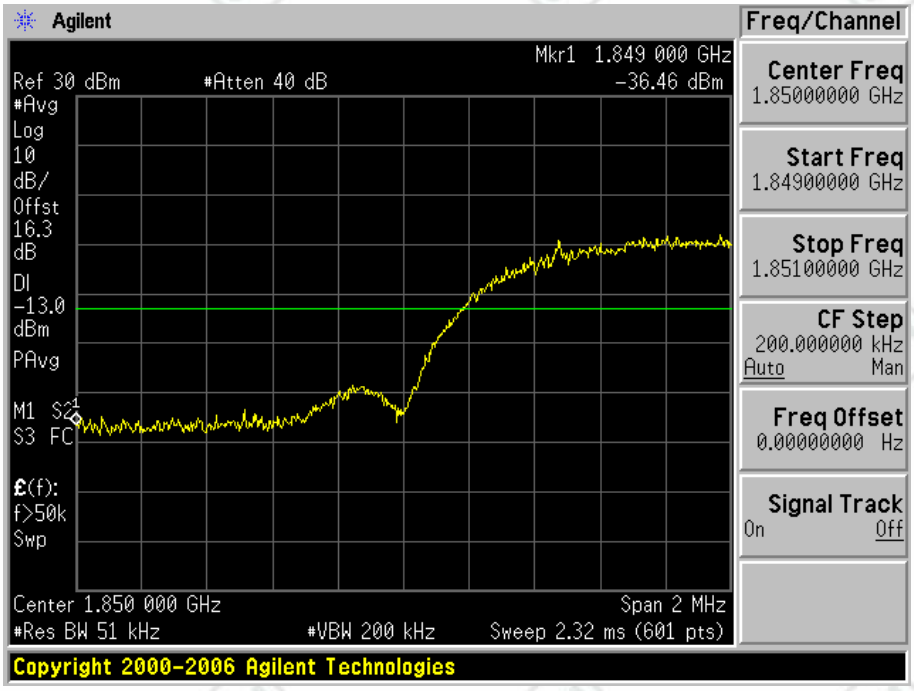

2.3.2.2 Test Channel=HCH

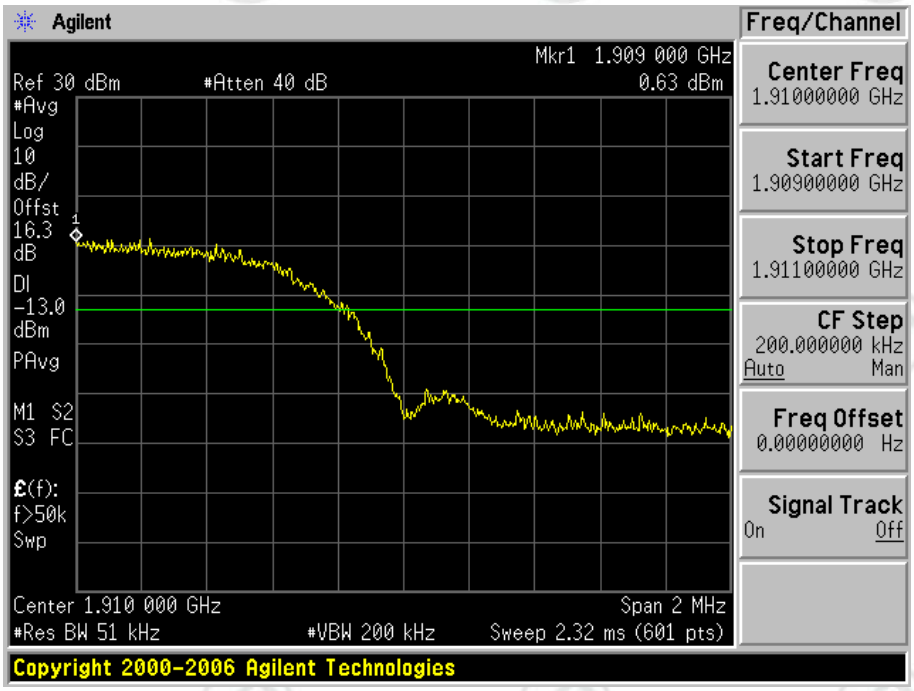

2.3.3 Test Mode=UMTS/TM3

2.3.3.1 Test Channel=LCH

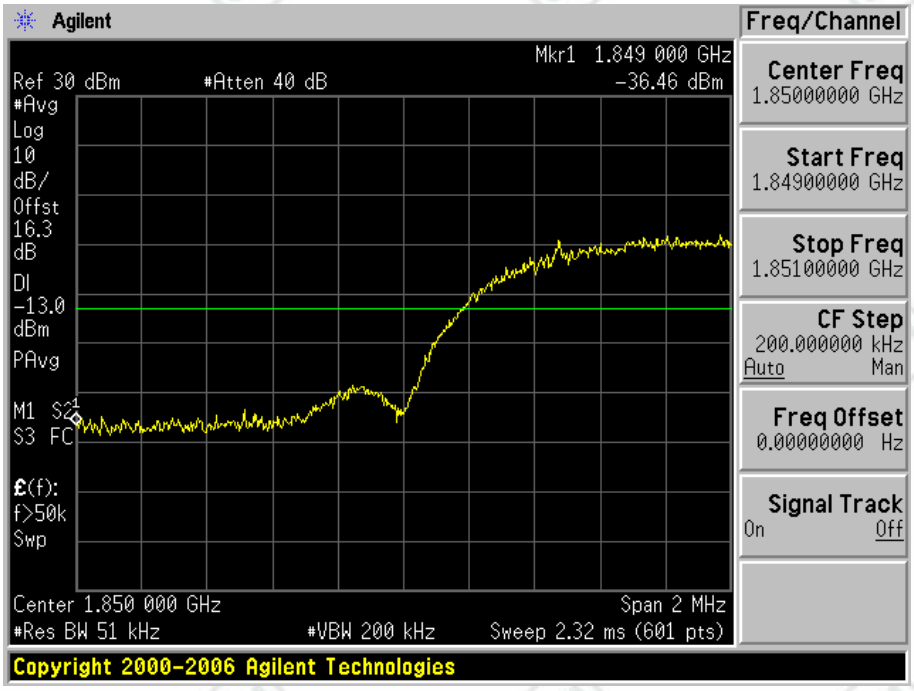

2.3.3.2 Test Channel=HCH

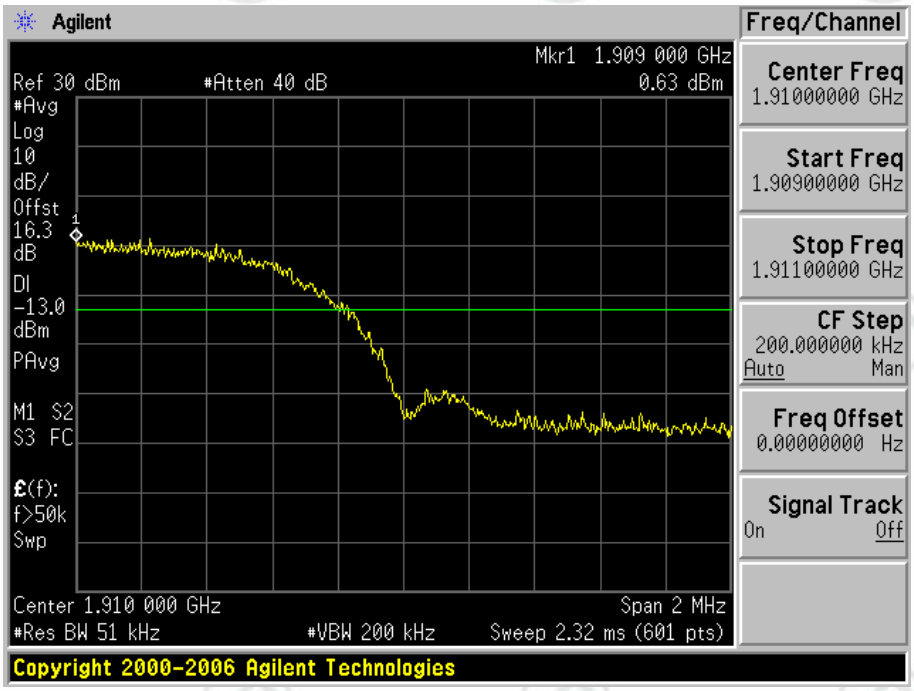

Appendix E)Spurious Emission at Antenna Terminal

Test Requirement:	Part 2.1051/Part 2.1057
Test Method:	TIA-603-E-2016 Clause 2.2.13
Test Setup:	Refer to section 5 for details
Measurement Procedure:	The transmitter output was connected to a calibrated coaxial cable, attenuator and Spectrum analyzer, the other end of which was connected to a Base Station Simulator. The Base Station Simulator was set to force the EUT to its maximum power setting. The tests were performed at three frequencies (low channel and high channel).the equipment operates below 10GHz: to the tenth harmonic of the highest fundamental frequency or to 40GHz.whichever is lower, the resolution bandwidth of the spectrum analyzer was set at 100kHz for spurious emissions below 1 GHz, and 1 MHz for spurious emissions above 1GHz.the video bandwidth of the spectrum analyzer was set at thrice the resolution bandwidth. Detector Mode was set to mean or average power.
Instruments Used:	Refer to section 7 for details
Limit:	Attenuated at least 43+10log(P)
Test Results:	Pass

1 For GSM

1.1 Test Band=GSM850

1.1.1 Test Mode=GSM/TM1

1.1.1.1 Test Channel=LCH

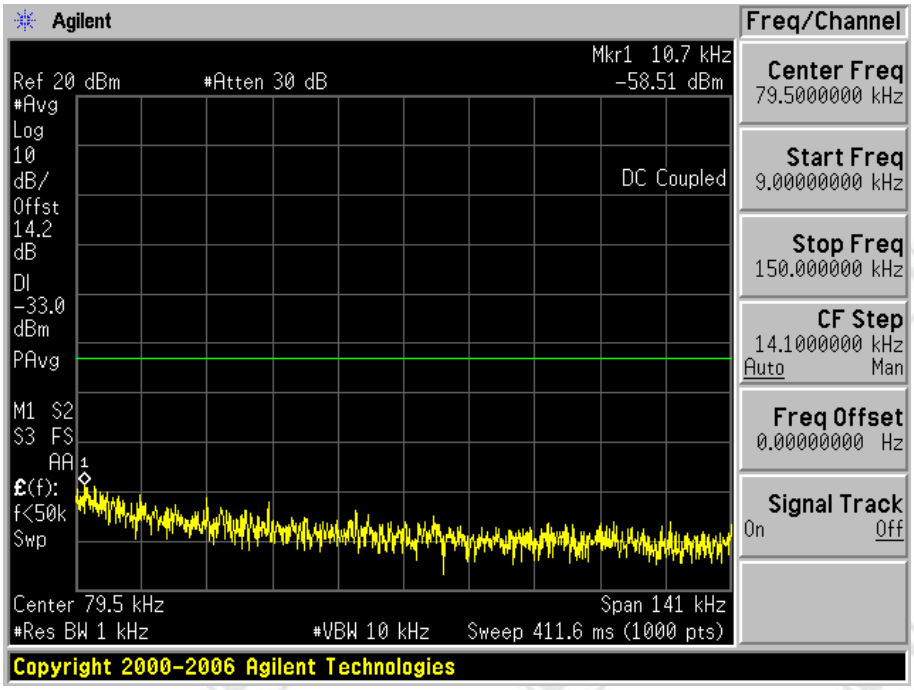

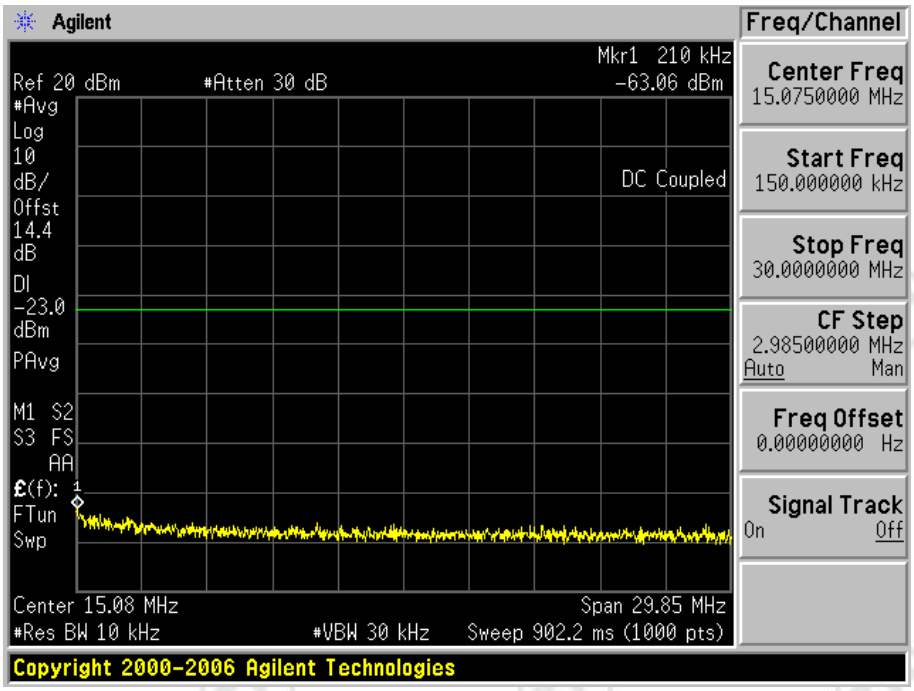

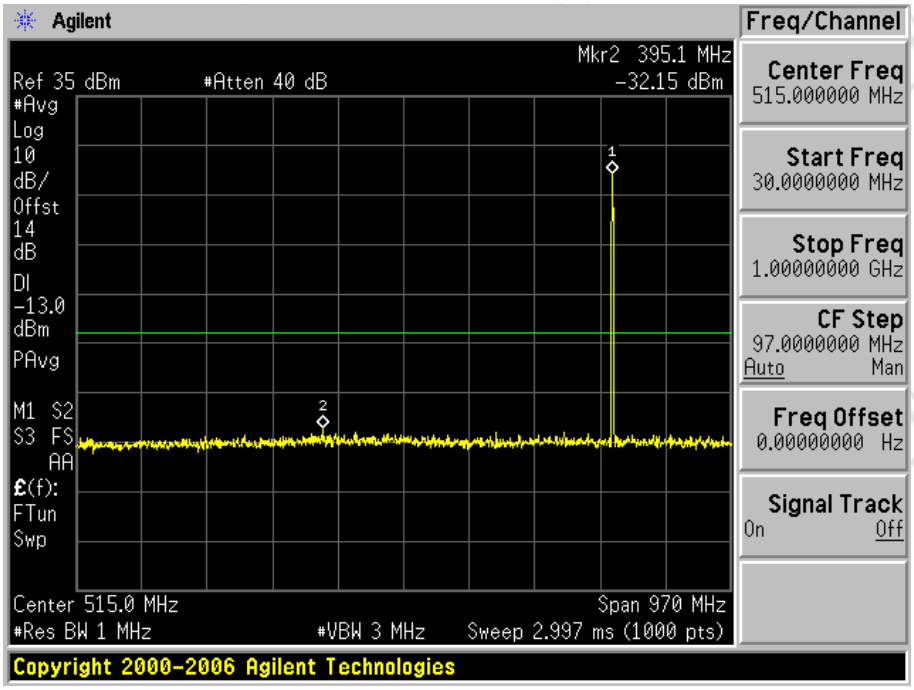
Agilent
Freq/Channel
Mkr2 395.1 MHz
Ref 35 dBm
#Atten 40 dB
-32.15 dBm
#Avg
Log
10
dB/
Offst
14
dB
Dl
-13.0
dBm
PAvg
M1 S2
S3 FS
AA
£(f):
FTun
Swp
Center 515.0 MHz
Span 970 MHz
#Res BW 1 MHz
#VBW 3 MHz
Sweep 2.997 ms (1000 pts)
Center Freq
515.000000 MHz
Start Freq
30.0000000 MHz
Stop Freq
1.00000000 GHz
CF Step
97.0000000 MHz
Auto
Man
Freq Offset
0.00000000 Hz
Signal Track
On
Off
Copyright 2000-2006 Agilent Technologies

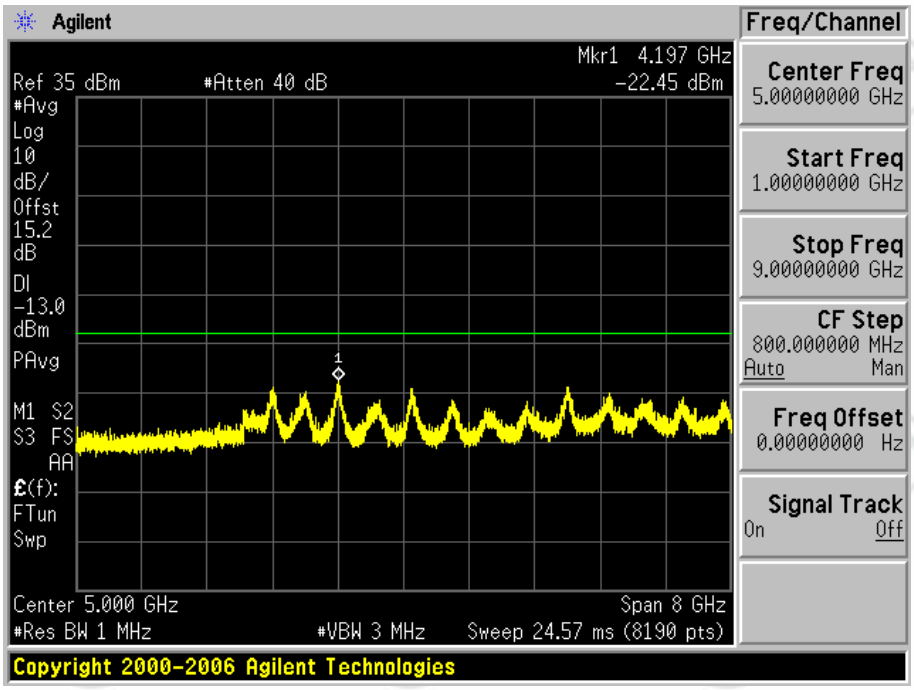
Agilent
Freq/Channel
Mkr1 4.197 GHz
Ref 35 dBm
#Atten 40 dB
-22.45 dBm
#Avg
Log
10
dB/
Offst
15.2
dB
Dl
-13.0
dBm
PAvg
M1 S2
S3 FS
AA
£(f):
FTun
Swp
Center 5.000 GHz
Span 8 GHz
#Res BW 1 MHz
#VBW 3 MHz
Sweep 24.57 ms (8190 pts)
Center Freq
5.00000000 GHz
Start Freq
1.00000000 GHz
Stop Freq
9.00000000 GHz
CF Step
800.000000 MHz
Auto
Man
Freq Offset
0.00000000 Hz
Signal Track
On
Off
Copyright 2000-2006 Agilent Technologies

1.1.1.2 Test Channel=MCH

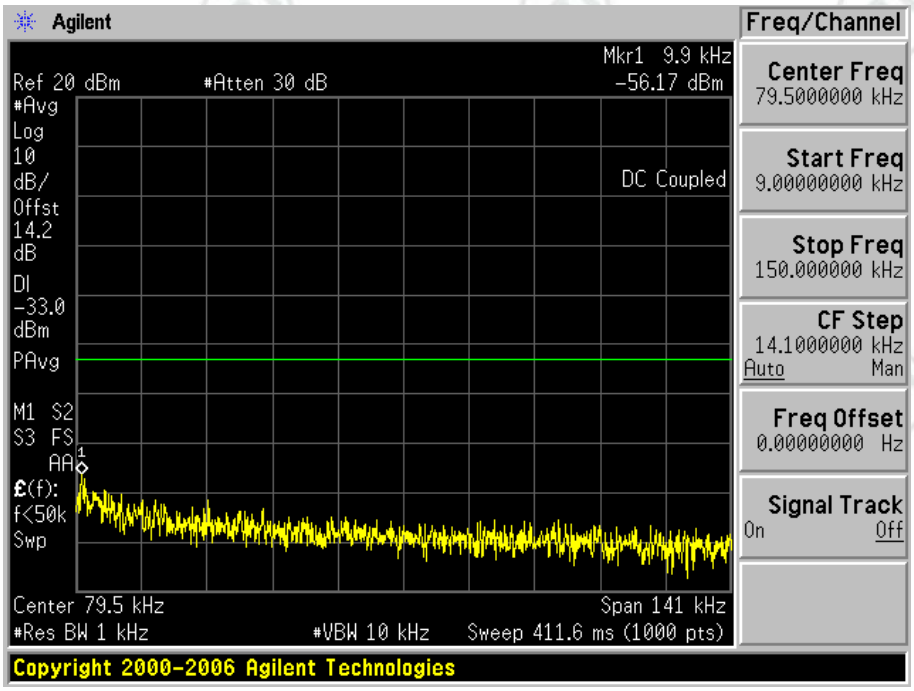

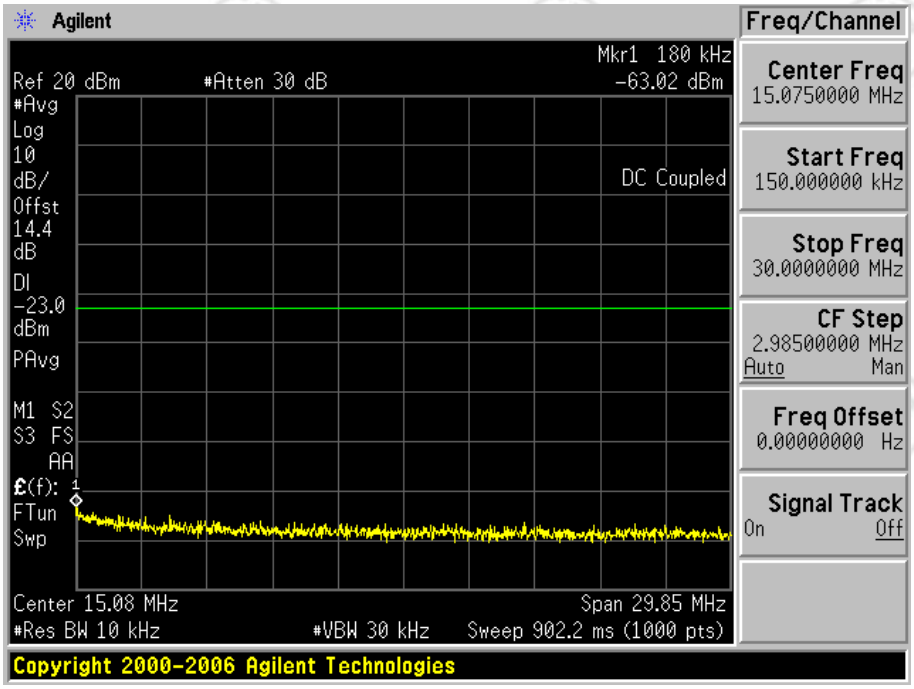

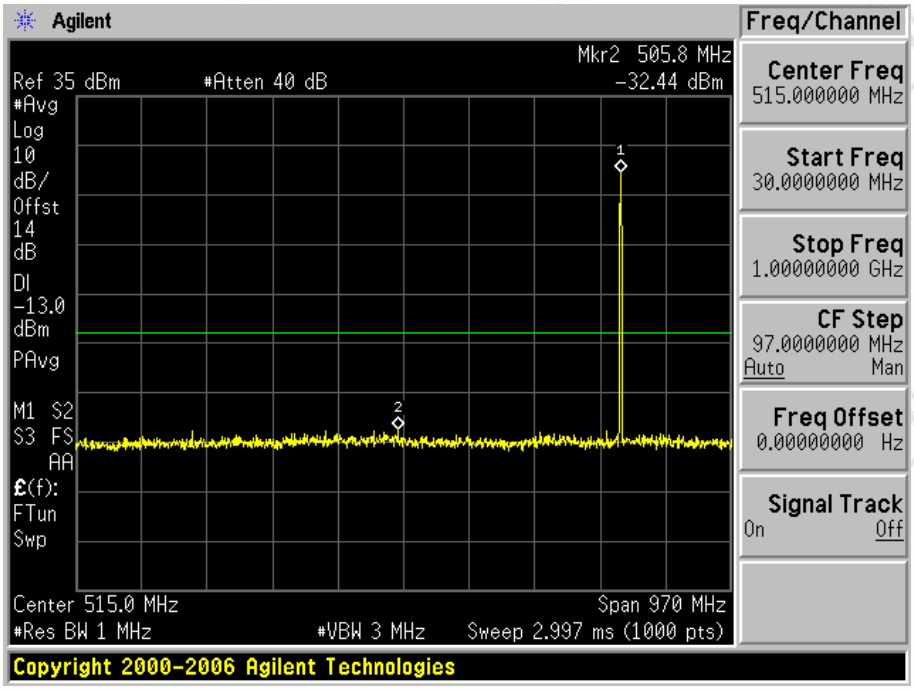
Agilent
Freq/Channel
Mkr2 505.8 MHz
Ref 35 dBm
#Atten 40 dB
-32.44 dBm
#Avg
Log
10
dB/
Offst
14
dB
Dl
-13.0
dBm
PAvg
M1 S2
S3 FS
AA
£(f):
FTun
Swp
Center 515.0 MHz
Span 970 MHz
#Res BW 1 MHz
#VBW 3 MHz
Sweep 2.997 ms (1000 pts)
Center Freq
515.000000 MHz
Start Freq
30.0000000 MHz
Stop Freq
1.00000000 GHz
CF Step
97.0000000 MHz
Auto
Man
Freq Offset
0.00000000 Hz
Signal Track
On
Off
Copyright 2000-2006 Agilent Technologies

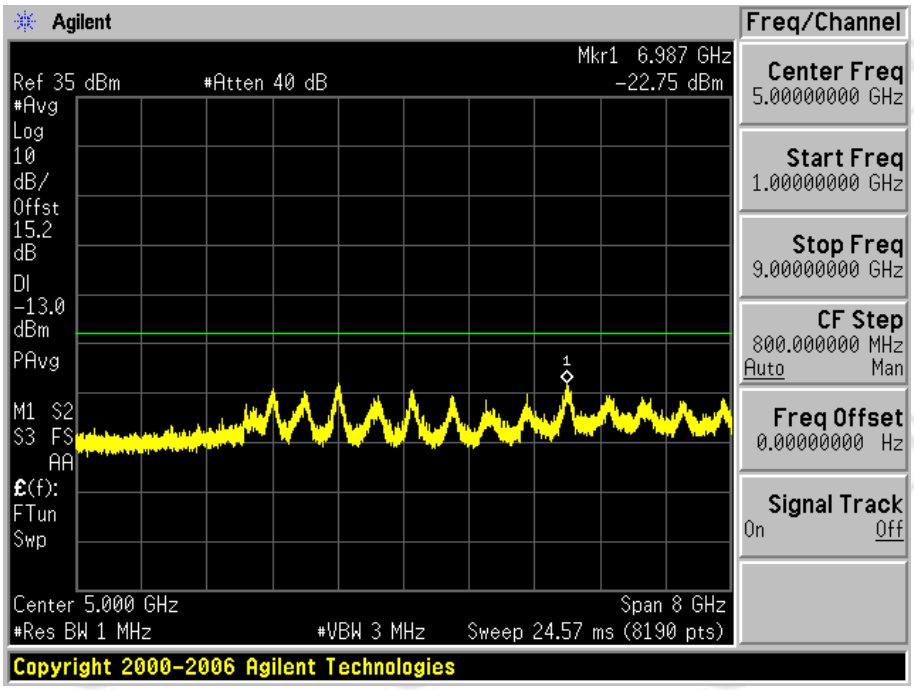
Agilent
Freq/Channel
Mkr1 6.987 GHz
Ref 35 dBm
#Atten 40 dB
-22.75 dBm
#Avg
Log
10
dB/
Offst
15.2
dB
Dl
-13.0
dBm
PAvg
M1 S2
S3 FS
AA
£(f):
FTun
Swp
Center 5.000 GHz
Span 8 GHz
#Res BW 1 MHz
#VBW 3 MHz
Sweep 24.57 ms (8190 pts)
Center Freq
5.00000000 GHz
Start Freq
1.00000000 GHz
Stop Freq
9.00000000 GHz
CF Step
800.000000 MHz
Auto
Man
Freq Offset
0.00000000 Hz
Signal Track
On
Off
Copyright 2000-2006 Agilent Technologies

1.1.1.3 Test Channel=HCH

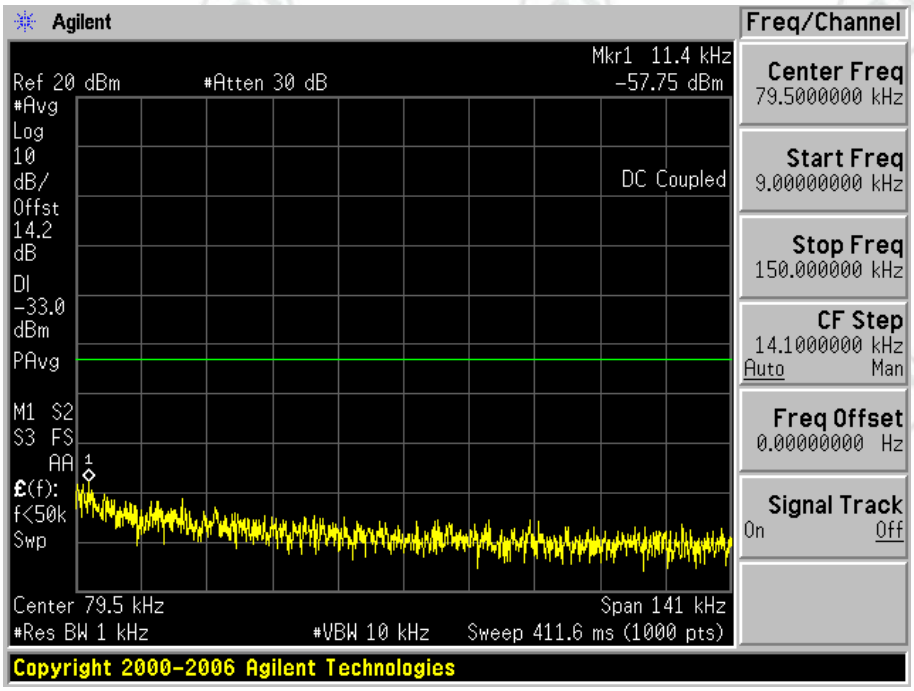

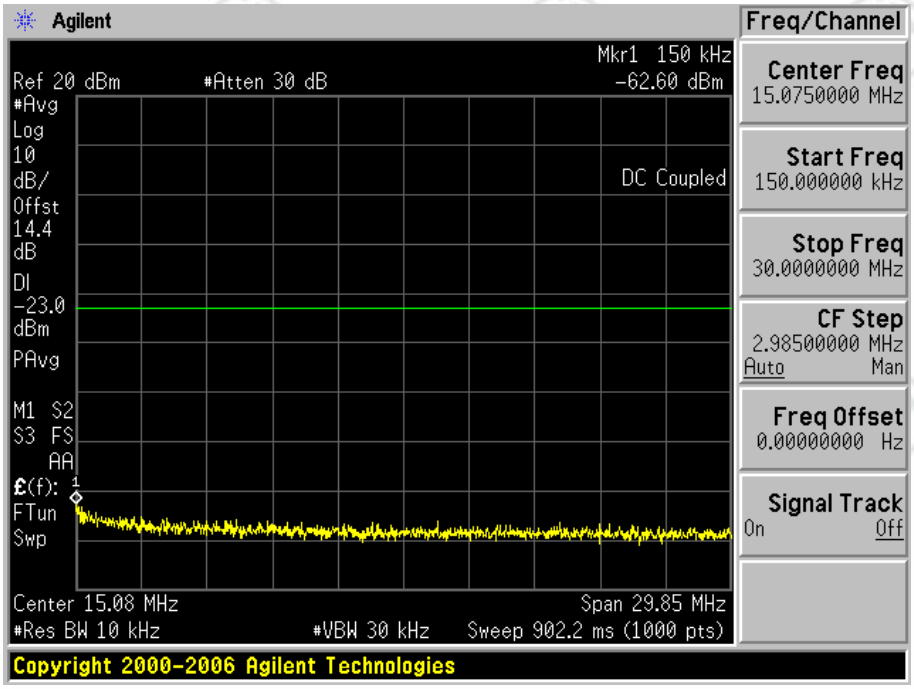

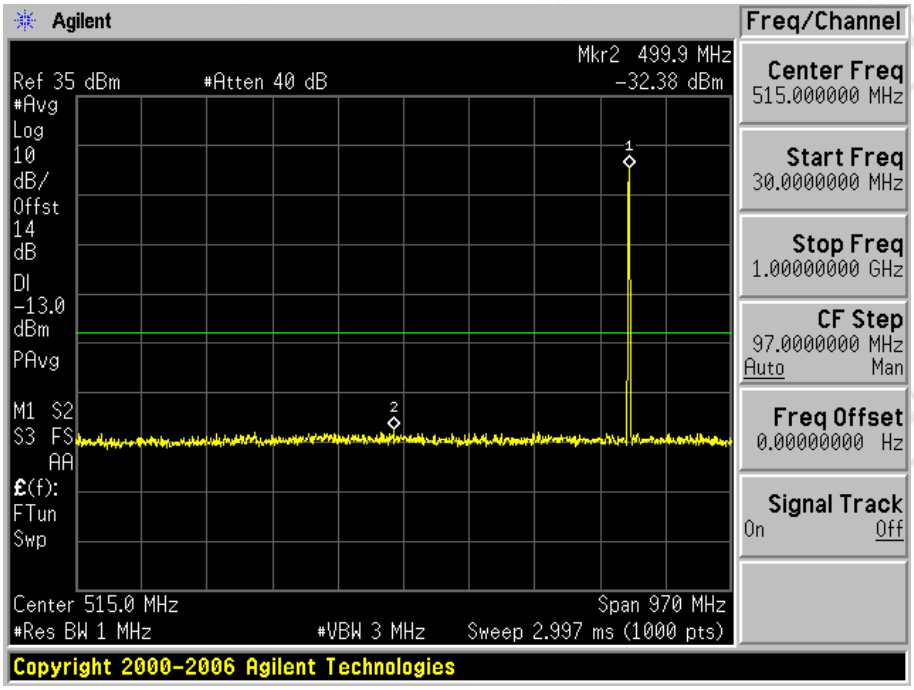
Agilent
Freq/Channel
Mkr2 499.9 MHz
Ref 35 dBm
#Atten 40 dB
-32.38 dBm
#Avg
Log
10
dB/
Offst
14
dB
Dl
-13.0
dBm
PAvg
M1 S2
S3 FS
AA
£(f):
FTun
Swp
Center 515.0 MHz
Span 970 MHz
#Res BW 1 MHz
#VBW 3 MHz
Sweep 2.997 ms (1000 pts)
Center Freq
515.000000 MHz
Start Freq
30.0000000 MHz
Stop Freq
1.00000000 GHz
CF Step
97.0000000 MHz
Auto
Man
Freq Offset
0.00000000 Hz
Signal Track
On
Off
Copyright 2000-2006 Agilent Technologies

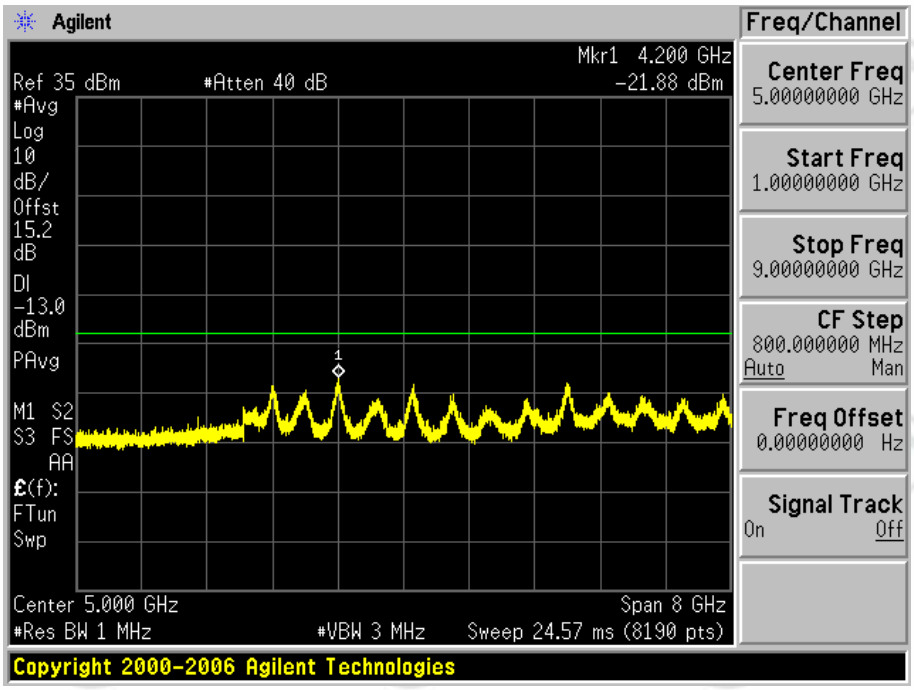
Agilent
Freq/Channel
Mkr1 4.200 GHz
Ref 35 dBm
#Atten 40 dB
-21.88 dBm
#Avg
Log
10
dB/
Offst
15.2
dB
Dl
-13.0
dBm
PAvg
M1 S2
S3 FS
AA
£(f):
FTun
Swp
Center 5.000 GHz
Span 8 GHz
#Res BW 1 MHz
#VBW 3 MHz
Sweep 24.57 ms (8190 pts)
Center Freq
5.00000000 GHz
Start Freq
1.00000000 GHz
Stop Freq
9.00000000 GHz
CF Step
800.000000 MHz
Auto
Man
Freq Offset
0.00000000 Hz
Signal Track
On
Off
Copyright 2000-2006 Agilent Technologies

1.1.2 Test Mode=GSM/TM2

1.1.2.1 Test Channel=LCH

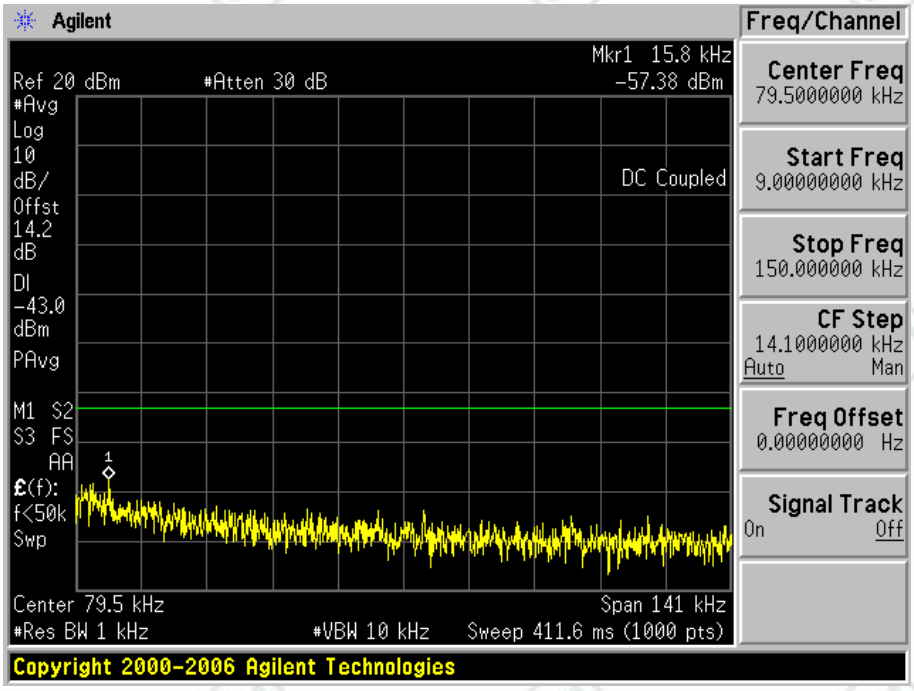

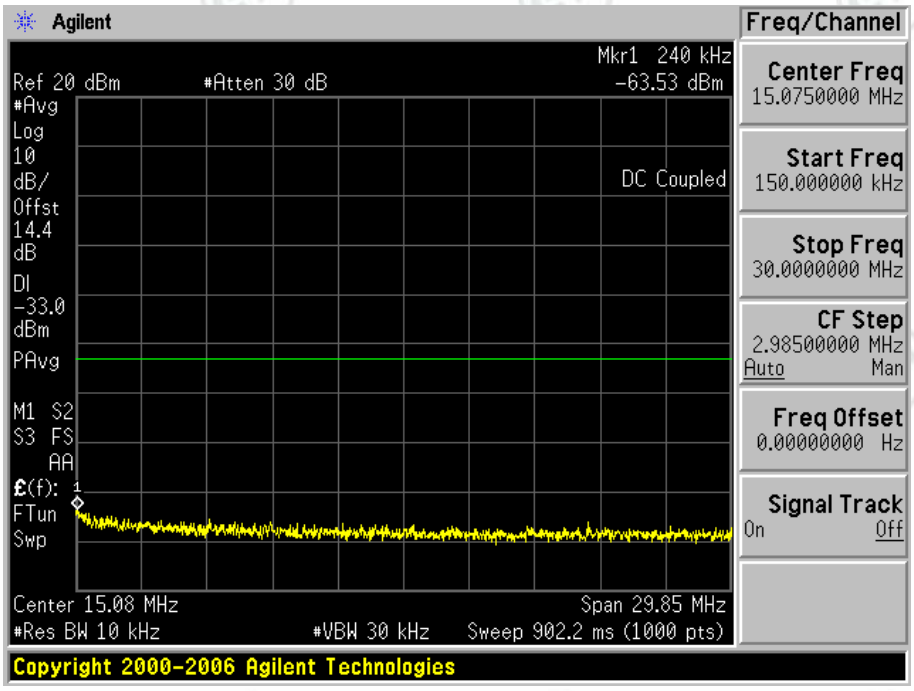

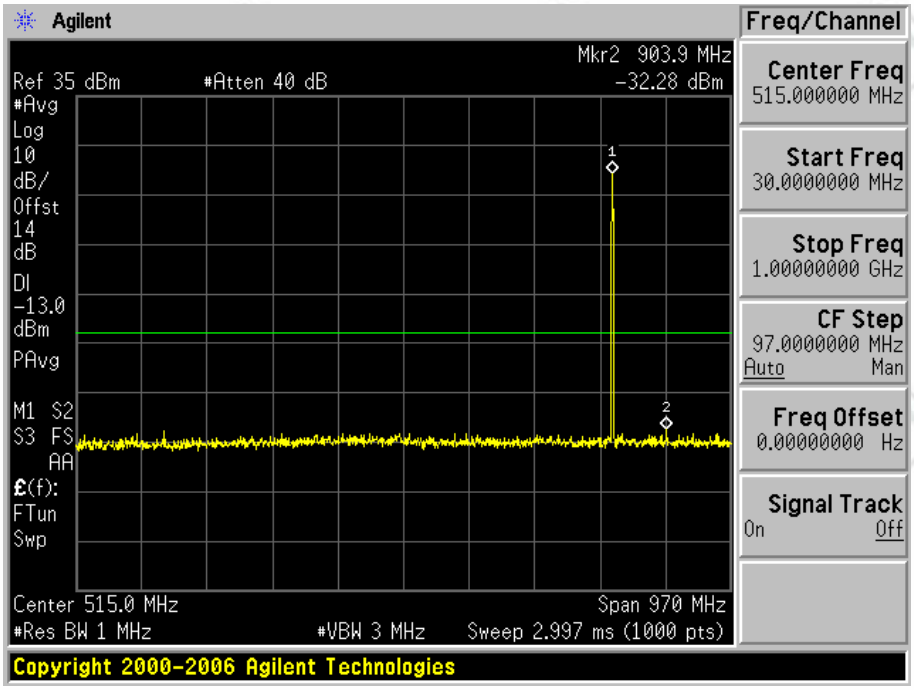
Agilent
Freq/Channel
Mkr2 903.9 MHz
Ref 35 dBm
#Atten 40 dB
-32.28 dBm
#Avg
Log
10
dB/
Offst
14
dB
Dl
-13.0
dBm
PAvg
M1 S2
S3 FS
AA
£(f):
FTun
Swp
Center 515.0 MHz
Span 970 MHz
#Res BW 1 MHz
#VBW 3 MHz
Sweep 2.997 ms (1000 pts)
Center Freq
515.000000 MHz
Start Freq
30.0000000 MHz
Stop Freq
1.00000000 GHz
CF Step
97.0000000 MHz
Auto
Man
Freq Offset
0.00000000 Hz
Signal Track
On
Off
Copyright 2000-2006 Agilent Technologies

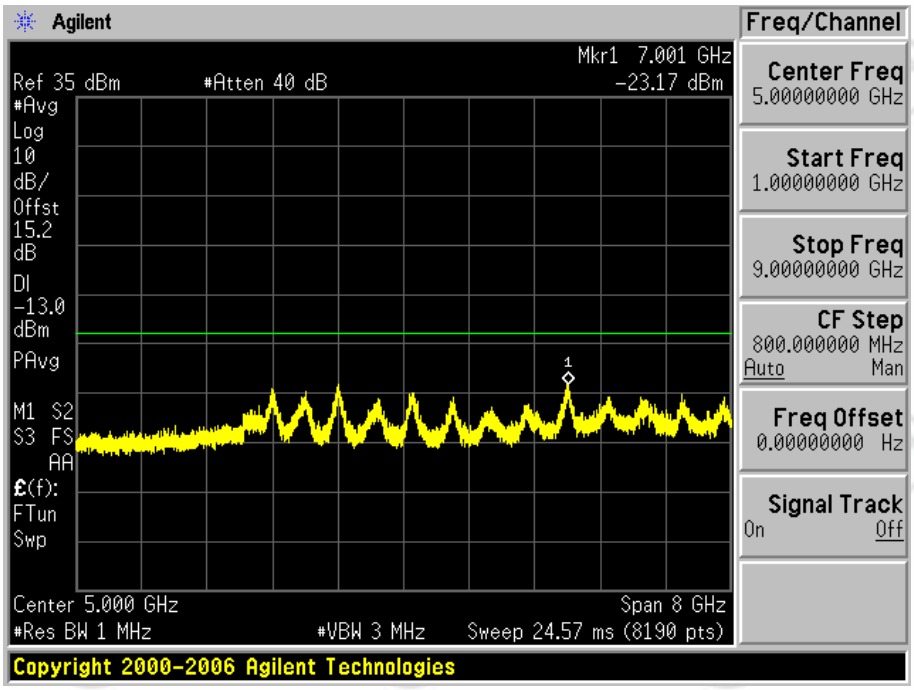
Agilent
Freq/Channel
Mkr1 7.001 GHz
Ref 35 dBm
#Atten 40 dB
-23.17 dBm
#Avg
Log
10
dB/
Offst
15.2
dB
Dl
-13.0
dBm
PAvg
M1 S2
S3 FS
AA
£(f):
FTun
Swp
Center 5.000 GHz
Span 8 GHz
#Res BW 1 MHz
#VBW 3 MHz
Sweep 24.57 ms (8190 pts)
Center Freq
5.00000000 GHz
Start Freq
1.00000000 GHz
Stop Freq
9.00000000 GHz
CF Step
800.000000 MHz
Auto
Man
Freq Offset
0.00000000 Hz
Signal Track
On
Off
Copyright 2000-2006 Agilent Technologies

1.1.2.2 Test Channel=MCH

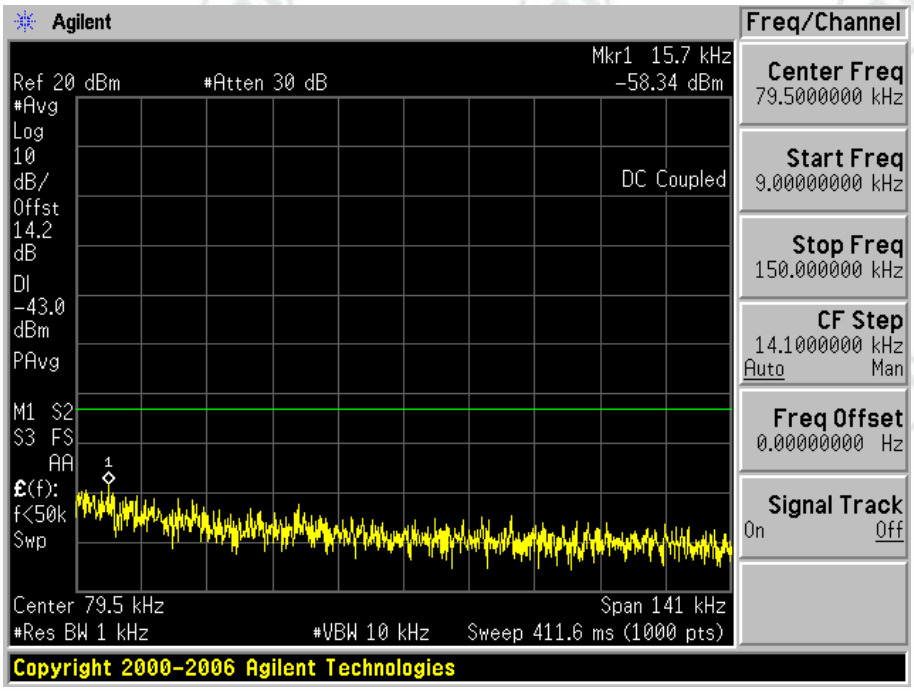

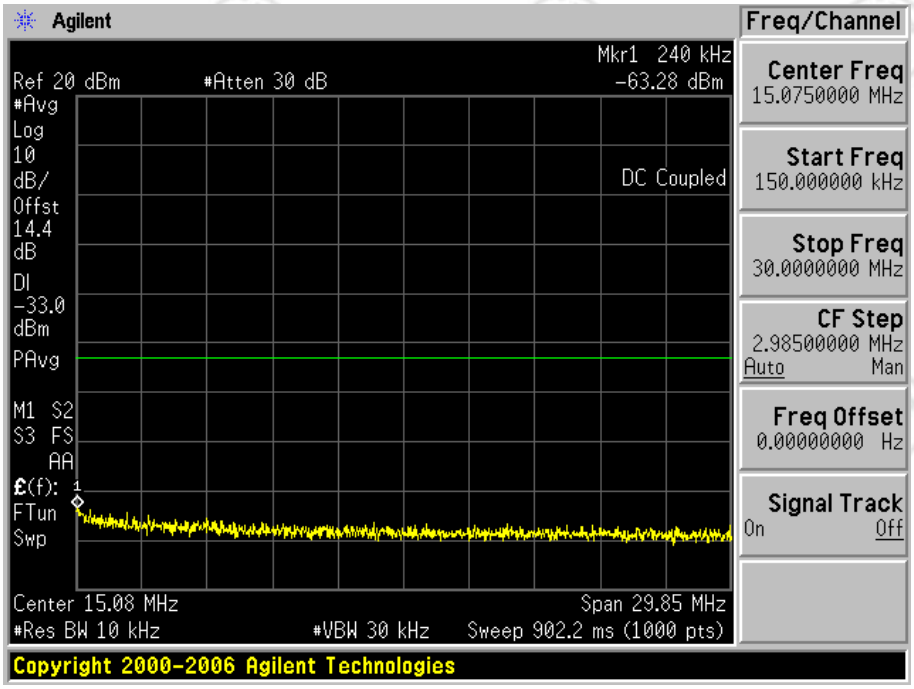

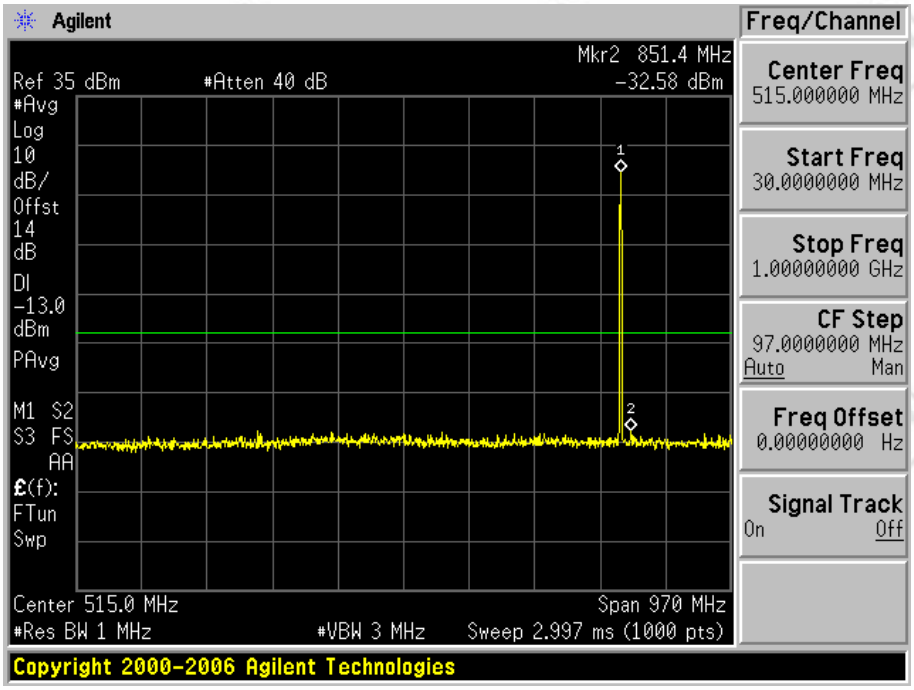
Agilent
Freq/Channel
Mkr2 851.4 MHz
Ref 35 dBm
#Atten 40 dB
-32.58 dBm
#Avg
Log
10
dB/
Offst
14
dB
Dl
-13.0
dBm
PAvg
M1 S2
S3 FS
AA
£(f):
FTun
Swp
Center 515.0 MHz
Span 970 MHz
#Res BW 1 MHz
#VBW 3 MHz
Sweep 2.997 ms (1000 pts)
Center Freq
515.000000 MHz
Start Freq
30.0000000 MHz
Stop Freq
1.00000000 GHz
CF Step
97.0000000 MHz
Auto Man
Freq Offset
0.00000000 Hz
Signal Track
On Off
Copyright 2000-2006 Agilent Technologies

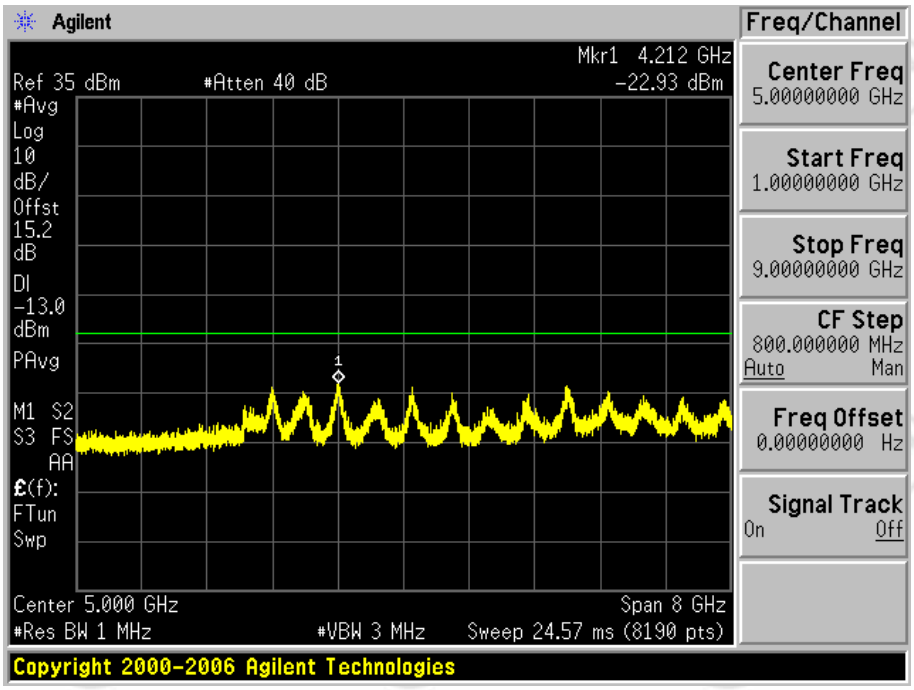
Agilent
Freq/Channel
Mkr1 4.212 GHz
Ref 35 dBm
#Atten 40 dB
-22.93 dBm
#Avg
Log
10
dB/
Offst
15.2
dB
Dl
-13.0
dBm
PAvg
M1 S2
S3 FS
AA
£(f):
FTun
Swp
Center 5.000 GHz
Span 8 GHz
#Res BW 1 MHz
#VBW 3 MHz
Sweep 24.57 ms (8190 pts)
Center Freq
5.00000000 GHz
Start Freq
1.00000000 GHz
Stop Freq
9.00000000 GHz
CF Step
800.000000 MHz
Auto Man
Freq Offset
0.00000000 Hz
Signal Track
On Off
Copyright 2000-2006 Agilent Technologies

1.1.2.3 Test Channel=HCH

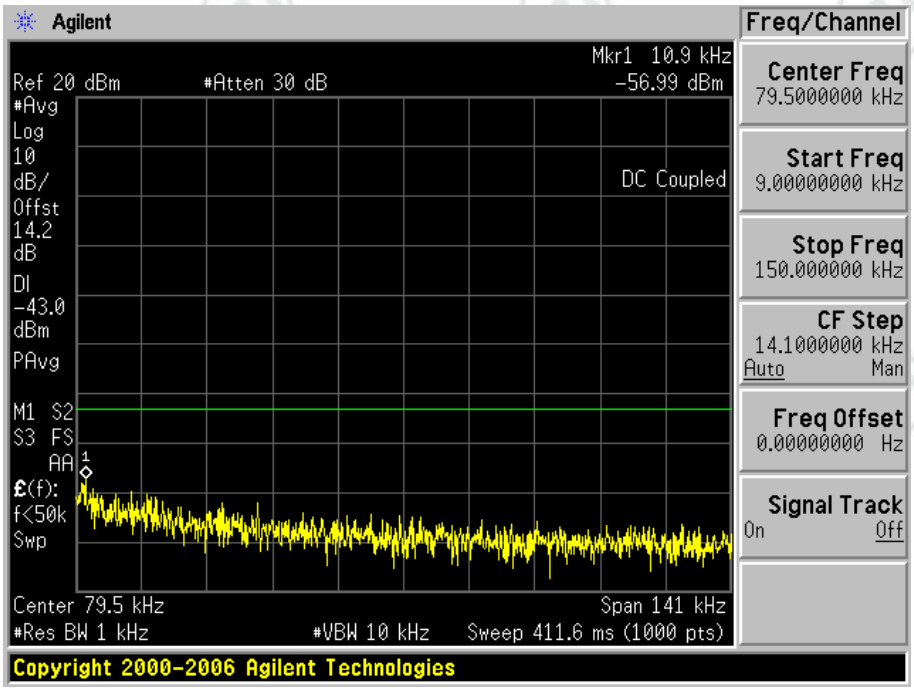

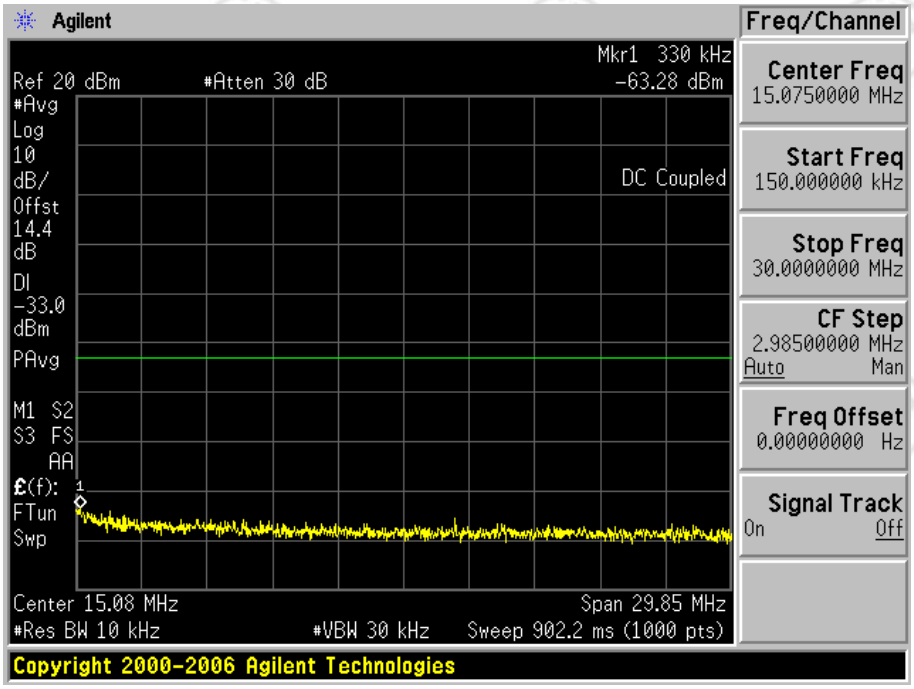

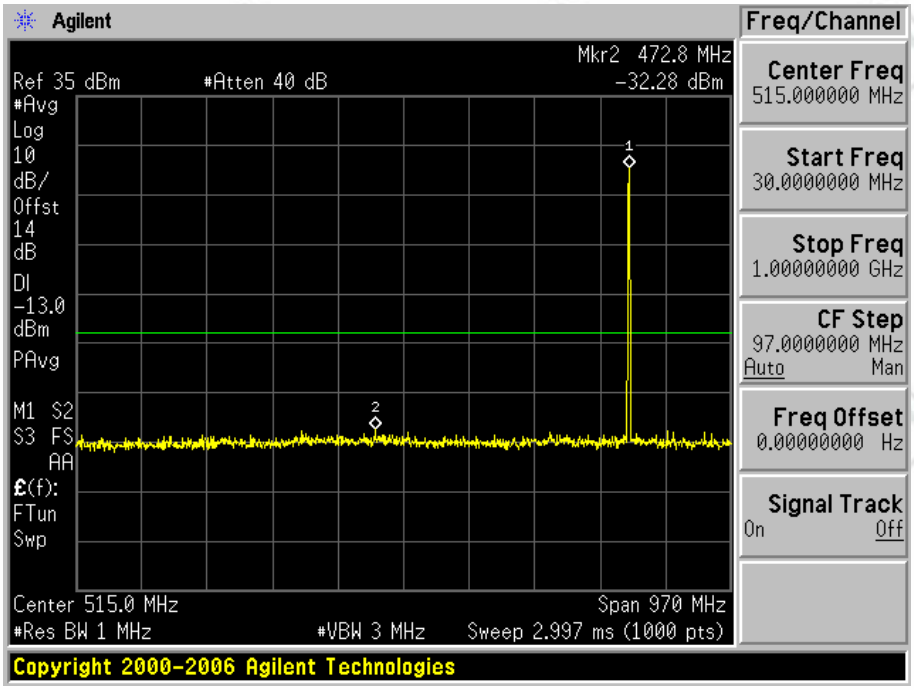
Agilent
Freq/Channel
Mkr2 472.8 MHz
Ref 35 dBm
#Atten 40 dB
-32.28 dBm
#Avg
Log
10
dB/
Offst
14
dB
Dl
-13.0
dBm
PAvg
M1 S2
S3 FS
AA
£(f):
FTun
Swp
Center 515.0 MHz
Span 970 MHz
#Res BW 1 MHz
#VBW 3 MHz
Sweep 2.997 ms (1000 pts)
Center Freq
515.000000 MHz
Start Freq
30.0000000 MHz
Stop Freq
1.00000000 GHz
CF Step
97.0000000 MHz
Auto Man
Freq Offset
0.00000000 Hz
Signal Track
On Off
Copyright 2000-2006 Agilent Technologies

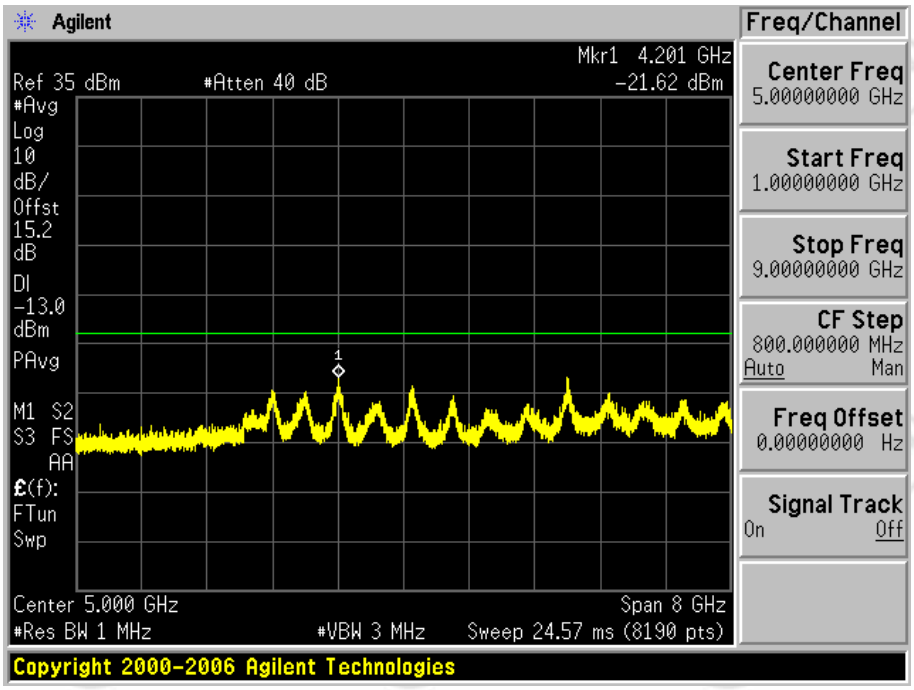
Agilent
Freq/Channel
Mkr1 4.201 GHz
Ref 35 dBm
#Atten 40 dB
-21.62 dBm
#Avg
Log
10
dB/
Offst
15.2
dB
Dl
-13.0
dBm
PAvg
M1 S2
S3 FS
AA
£(f):
FTun
Swp
Center 5.000 GHz
Span 8 GHz
#Res BW 1 MHz
#VBW 3 MHz
Sweep 24.57 ms (8190 pts)
Center Freq
5.00000000 GHz
Start Freq
1.00000000 GHz
Stop Freq
9.00000000 GHz
CF Step
800.000000 MHz
Auto Man
Freq Offset
0.00000000 Hz
Signal Track
On Off
Copyright 2000-2006 Agilent Technologies

1.1.3 Test Mode=GSM/TM3

1.1.3.1 Test Channel=LCH

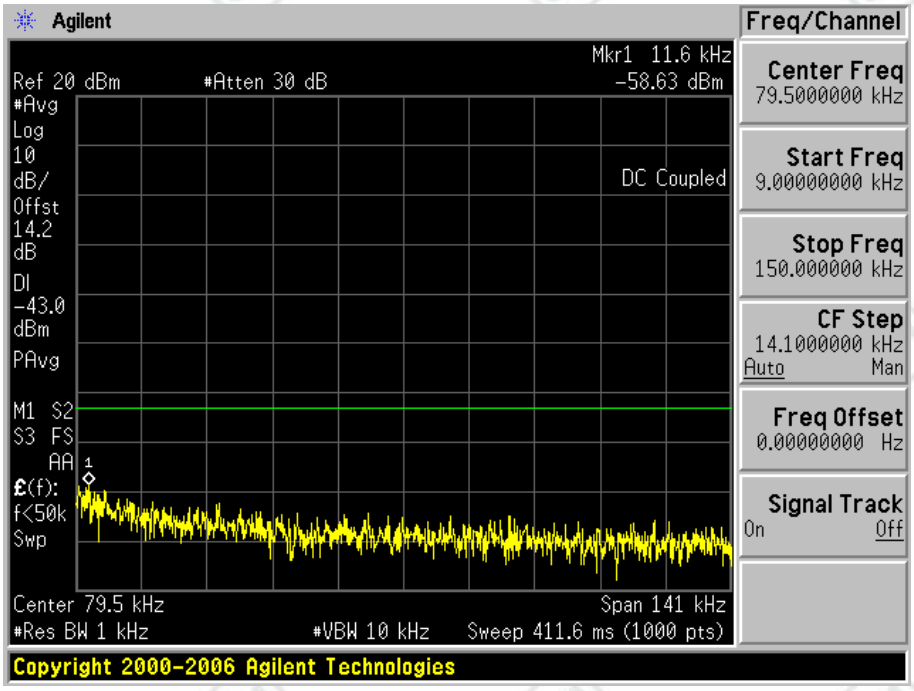

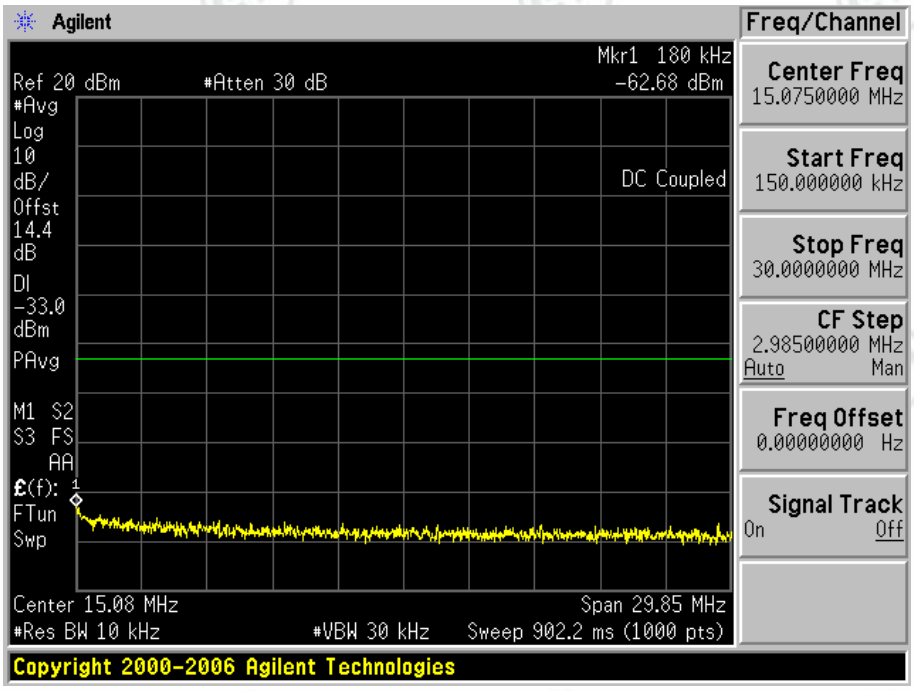

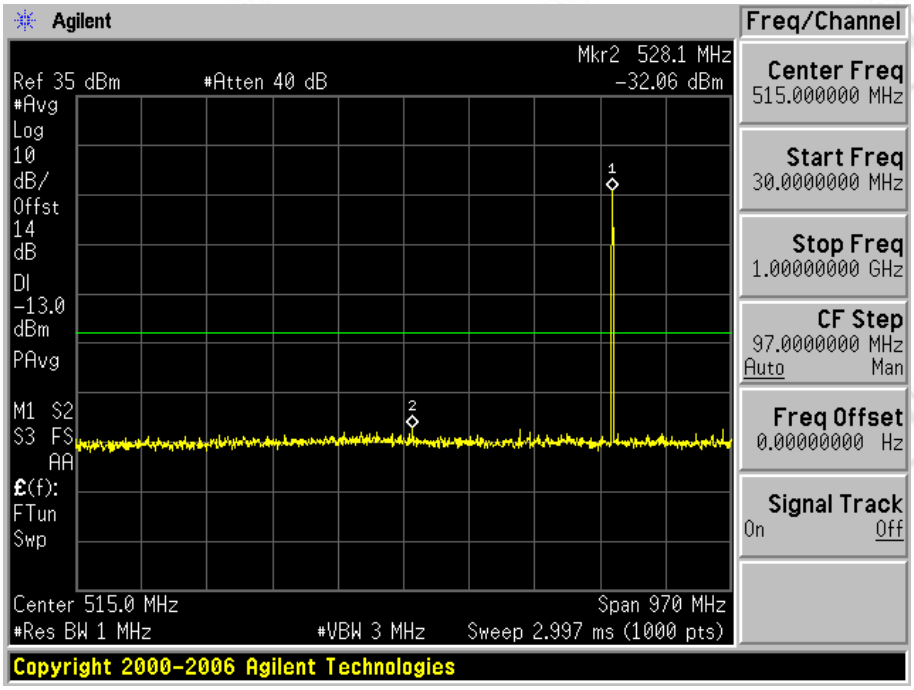
Agilent
Freq/Channel
Mkr2 528.1 MHz
Ref 35 dBm
#Atten 40 dB
-32.06 dBm
#Avg
Log
10
dB/
Offst
14
dB
Dl
-13.0
dBm
PAvg
M1 S2
S3 FS
AA
£(f):
FTun
Swp
Center 515.0 MHz
Span 970 MHz
#Res BW 1 MHz
#VBW 3 MHz
Sweep 2.997 ms (1000 pts)
Center Freq
515.000000 MHz
Start Freq
30.0000000 MHz
Stop Freq
1.00000000 GHz
CF Step
97.0000000 MHz
Auto Man
Freq Offset
0.00000000 Hz
Signal Track
On Off
Copyright 2000-2006 Agilent Technologies

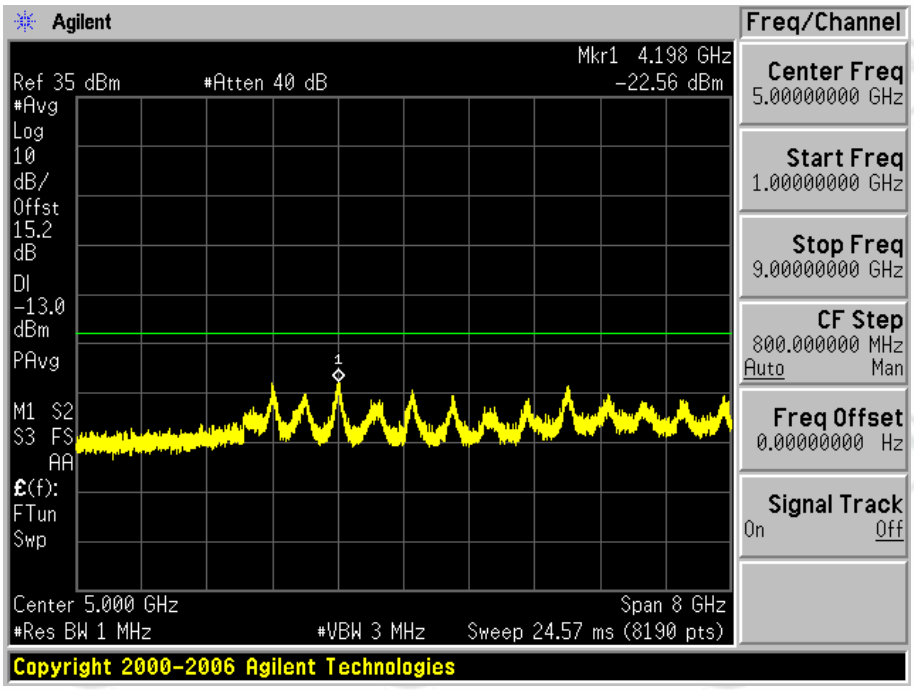
Agilent
Freq/Channel
Mkr1 4.198 GHz
Ref 35 dBm
#Atten 40 dB
-22.56 dBm
#Avg
Log
10
dB/
Offst
15.2
dB
Dl
-13.0
dBm
PAvg
M1 S2
S3 FS
AA
£(f):
FTun
Swp
Center 5.000 GHz
Span 8 GHz
#Res BW 1 MHz
#VBW 3 MHz
Sweep 24.57 ms (8190 pts)
Center Freq
5.00000000 GHz
Start Freq
1.00000000 GHz
Stop Freq
9.00000000 GHz
CF Step
800.000000 MHz
Auto Man
Freq Offset
0.00000000 Hz
Signal Track
On Off
Copyright 2000-2006 Agilent Technologies

1.1.3.2 Test Channel=MCH

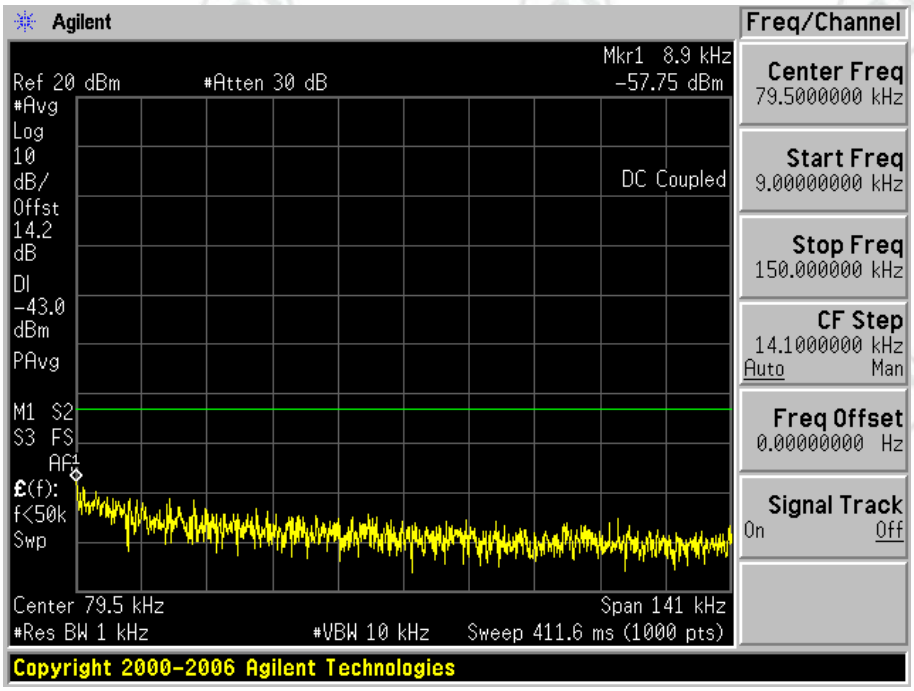

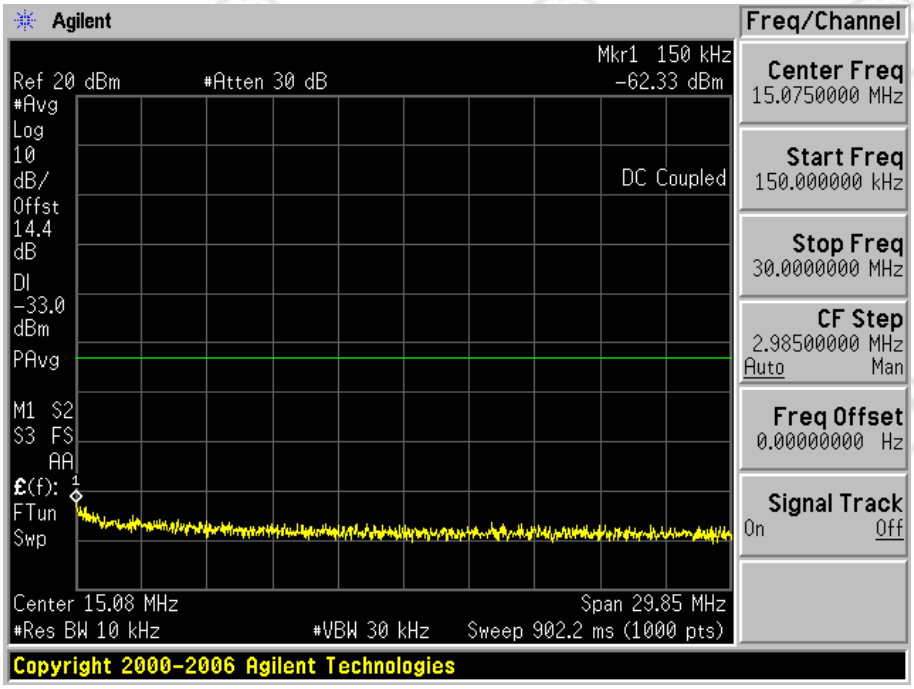

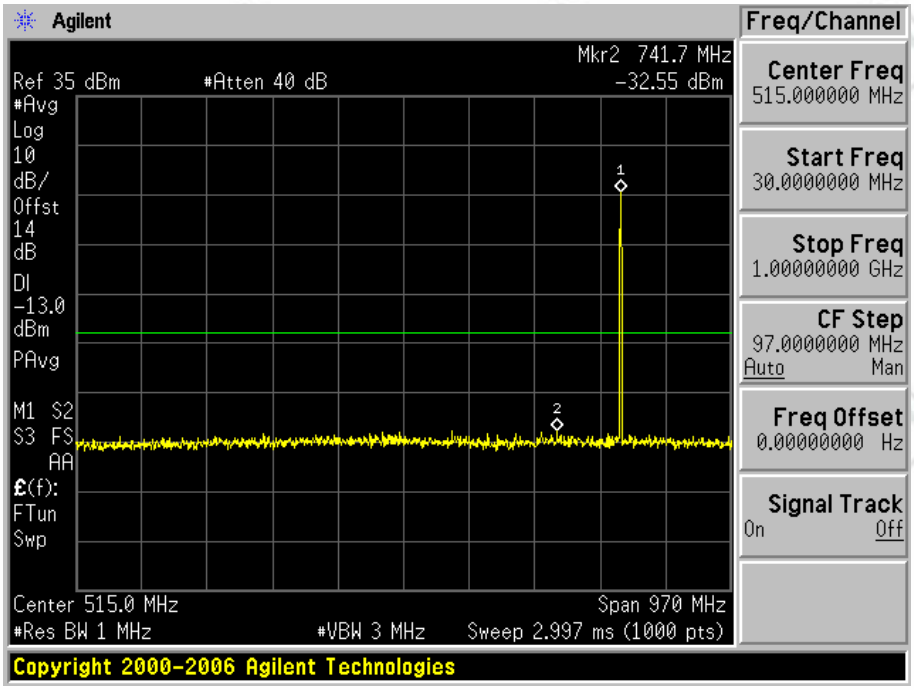
Agilent
Freq/Channel
Mkr2 741.7 MHz
Ref 35 dBm
#Atten 40 dB
-32.55 dBm
#Avg
Log
10
dB/
Offst
14
dB
Dl
-13.0
dBm
PAvg
M1 S2
S3 FS
AA
£(f):
FTun
Swp
Center 515.0 MHz
Span 970 MHz
#Res BW 1 MHz
#VBW 3 MHz
Sweep 2.997 ms (1000 pts)
Center Freq
515.000000 MHz
Start Freq
30.0000000 MHz
Stop Freq
1.00000000 GHz
CF Step
97.0000000 MHz
Auto
Man
Freq Offset
0.00000000 Hz
Signal Track
On
Off
Copyright 2000-2006 Agilent Technologies

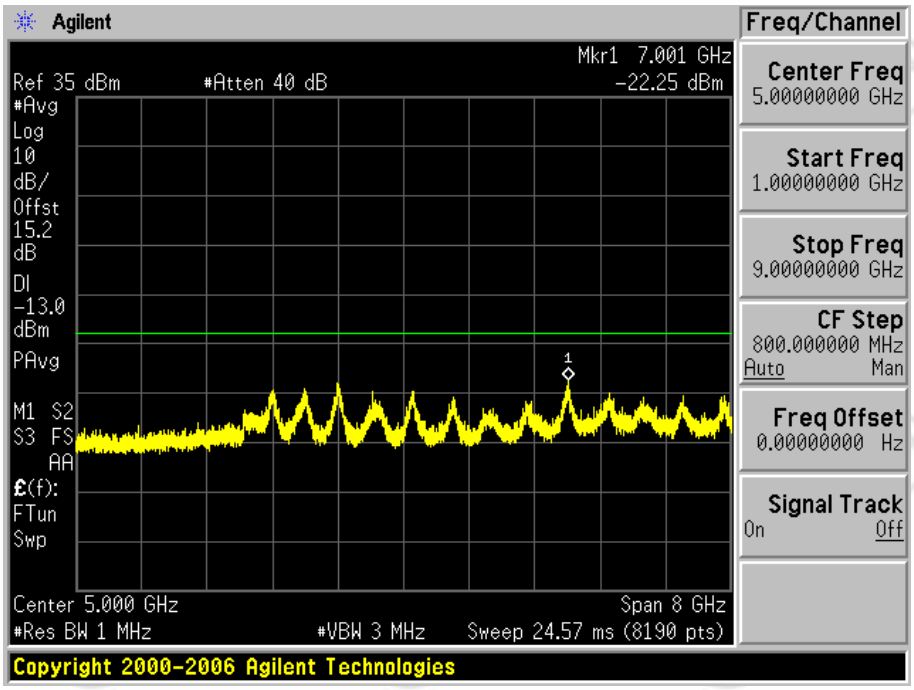
Agilent
Freq/Channel
Mkr1 7.001 GHz
Ref 35 dBm
#Atten 40 dB
-22.25 dBm
#Avg
Log
10
dB/
Offst
15.2
dB
Dl
-13.0
dBm
PAvg
M1 S2
S3 FS
AA
£(f):
FTun
Swp
Center 5.000 GHz
Span 8 GHz
#Res BW 1 MHz
#VBW 3 MHz
Sweep 24.57 ms (8190 pts)
Center Freq
5.00000000 GHz
Start Freq
1.00000000 GHz
Stop Freq
9.00000000 GHz
CF Step
800.000000 MHz
Auto
Man
Freq Offset
0.00000000 Hz
Signal Track
On
Off
Copyright 2000-2006 Agilent Technologies

1.1.3.3 Test Channel=HCH

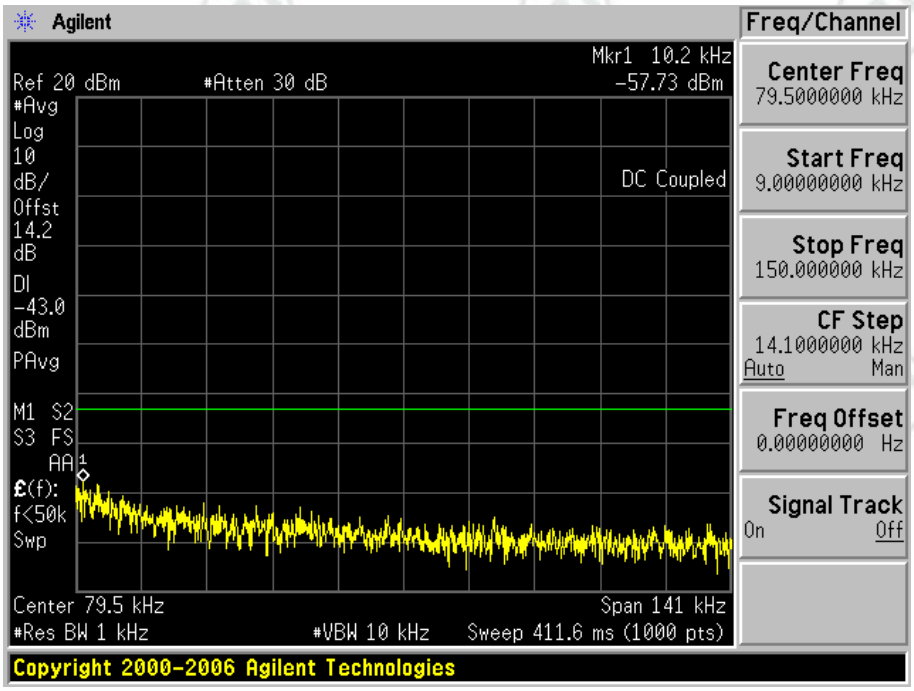

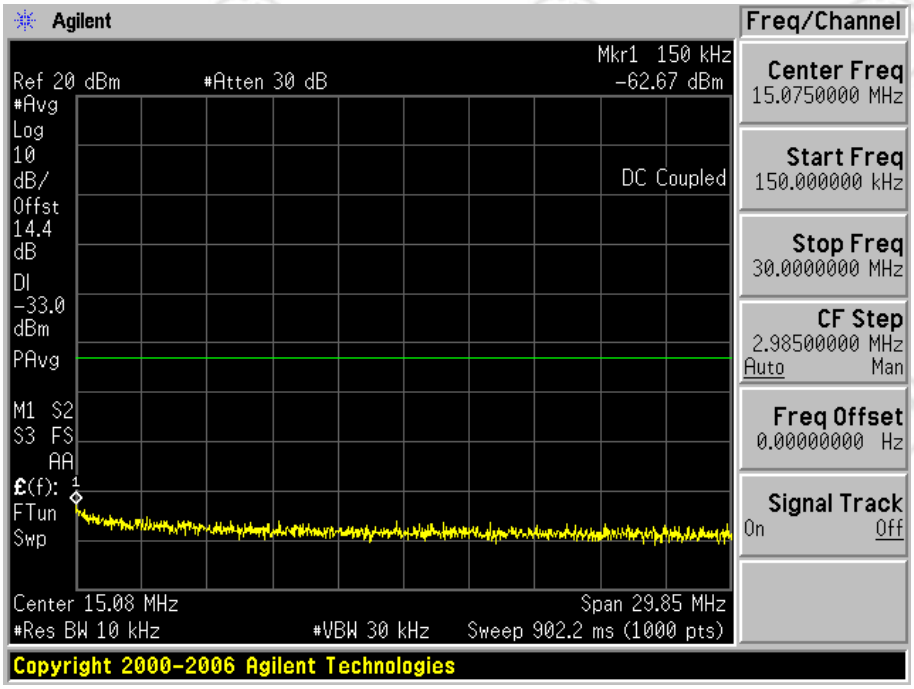

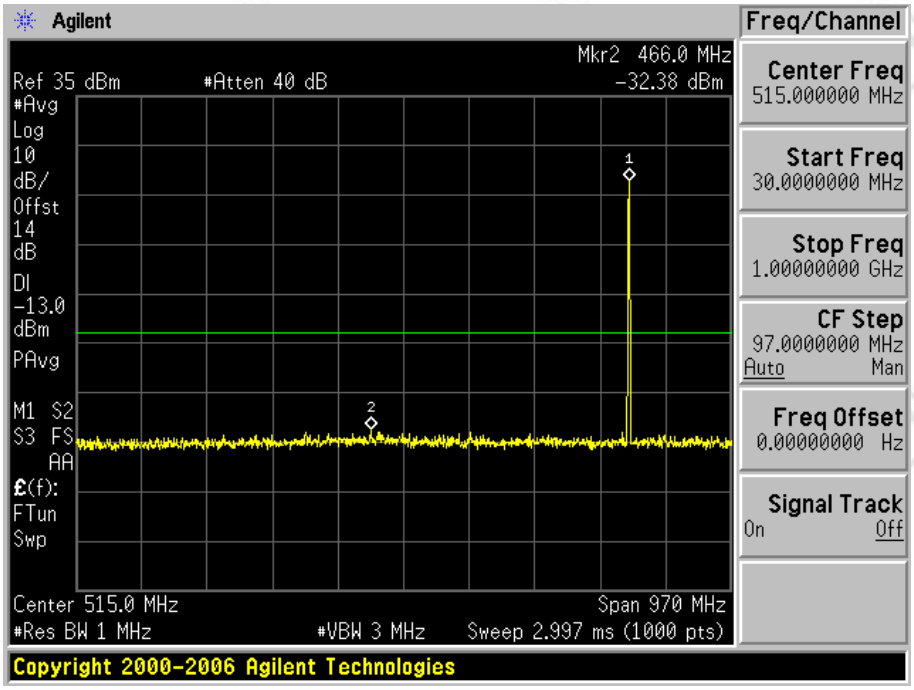
Agilent
Freq/Channel
Mkr2 466.0 MHz
Ref 35 dBm
#Atten 40 dB
-32.38 dBm
#Avg
Log
10
dB/
Offst
14
dB
Dl
-13.0
dBm
PAvg
M1 S2
S3 FS
AA
£(f):
FTun
Swp
Center 515.0 MHz
Span 970 MHz
#Res BW 1 MHz
#VBW 3 MHz
Sweep 2.997 ms (1000 pts)
Center Freq
515.000000 MHz
Start Freq
30.0000000 MHz
Stop Freq
1.00000000 GHz
CF Step
97.0000000 MHz
Auto Man
Freq Offset
0.00000000 Hz
Signal Track
On Off
Copyright 2000-2006 Agilent Technologies

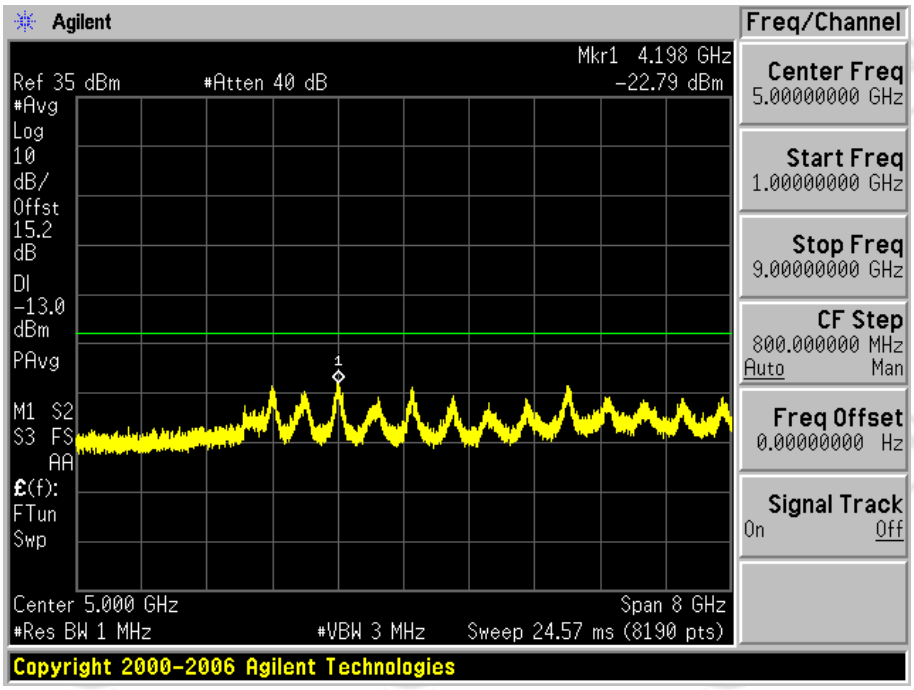
Agilent
Freq/Channel
Mkr1 4.198 GHz
Ref 35 dBm
#Atten 40 dB
-22.79 dBm
#Avg
Log
10
dB/
Offst
15.2
dB
Dl
-13.0
dBm
PAvg
M1 S2
S3 FS
AA
£(f):
FTun
Swp
Center 5.000 GHz
Span 8 GHz
#Res BW 1 MHz
#VBW 3 MHz
Sweep 24.57 ms (8190 pts)
Center Freq
5.00000000 GHz
Start Freq
1.00000000 GHz
Stop Freq
9.00000000 GHz
CF Step
800.000000 MHz
Auto Man
Freq Offset
0.00000000 Hz
Signal Track
On Off
Copyright 2000-2006 Agilent Technologies

1.2 Test Band=GSM1900

1.2.1 Test Mode=GSM/TM1

1.2.1.1 Test Channel=LCH

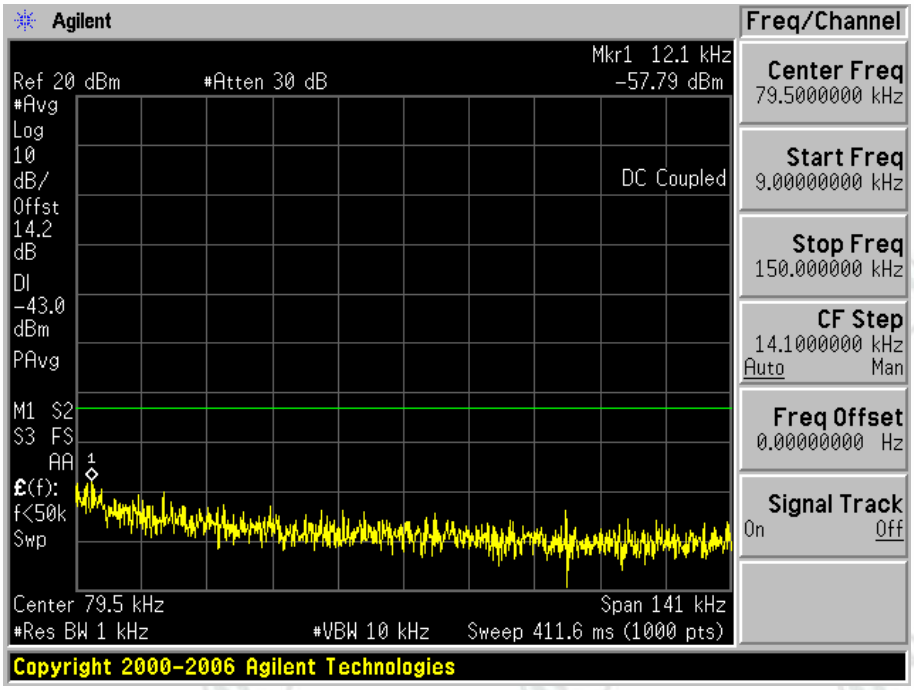

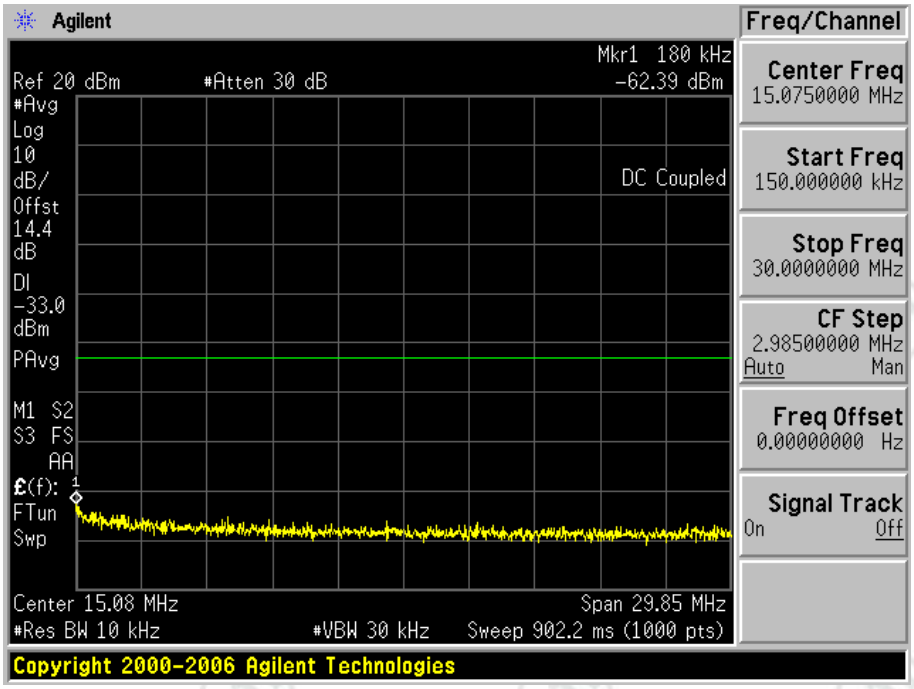

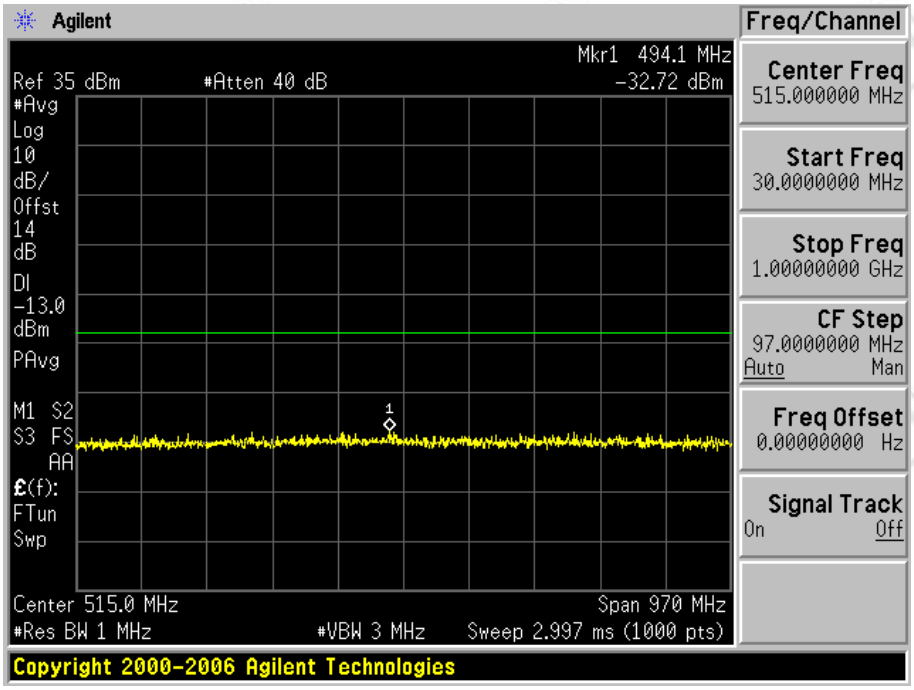
Agilent
Freq/Channel
Mkr1 494.1 MHz
Ref 35 dBm
#Atten 40 dB
-32.72 dBm
#Avg
Log
10
dB/
Offst
14
dB
Dl
-13.0
dBm
PAvg
M1 S2
S3 FS
AA
£(f):
FTun
Swp
Center 515.0 MHz
Span 970 MHz
#Res BW 1 MHz
#VBW 3 MHz
Sweep 2.997 ms (1000 pts)
Center Freq
515.000000 MHz
Start Freq
30.0000000 MHz
Stop Freq
1.00000000 GHz
CF Step
97.0000000 MHz
Auto Man
Freq Offset
0.00000000 Hz
Signal Track
On Off
Copyright 2000-2006 Agilent Technologies

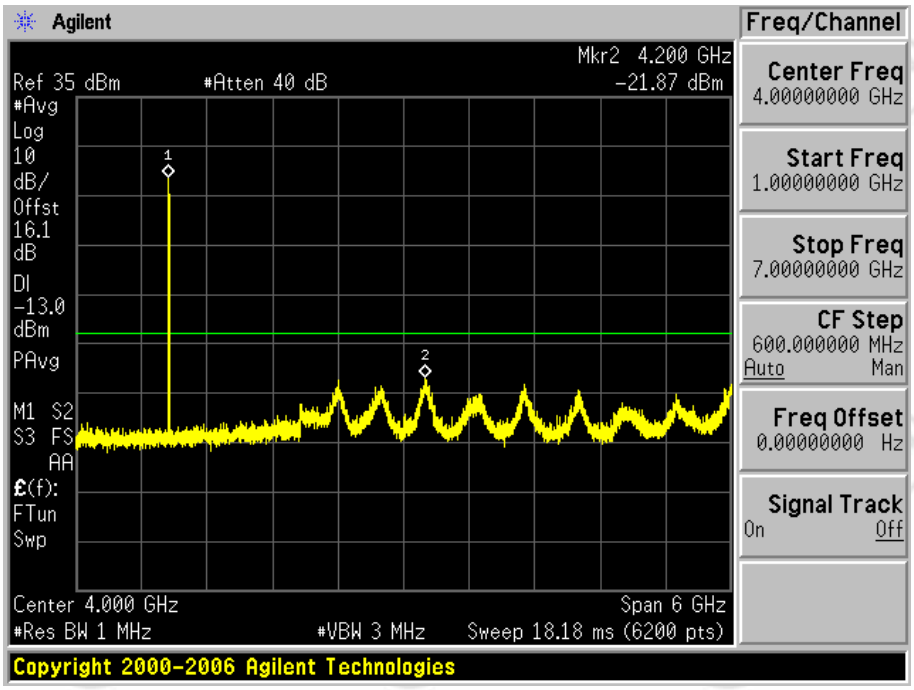
Agilent
Freq/Channel
Mkr2 4.200 GHz
Ref 35 dBm
#Atten 40 dB
-21.87 dBm
#Avg
Log
10
dB/
Offst
16.1
dB
Dl
-13.0
dBm
PAvg
M1 S2
S3 FS
AA
£(f):
FTun
Swp
Center 4.000 GHz
Span 6 GHz
#Res BW 1 MHz
#VBW 3 MHz
Sweep 18.18 ms (6200 pts)
Center Freq
4.00000000 GHz
Start Freq
1.00000000 GHz
Stop Freq
7.00000000 GHz
CF Step
600.000000 MHz
Auto Man
Freq Offset
0.00000000 Hz
Signal Track
On Off
Copyright 2000-2006 Agilent Technologies

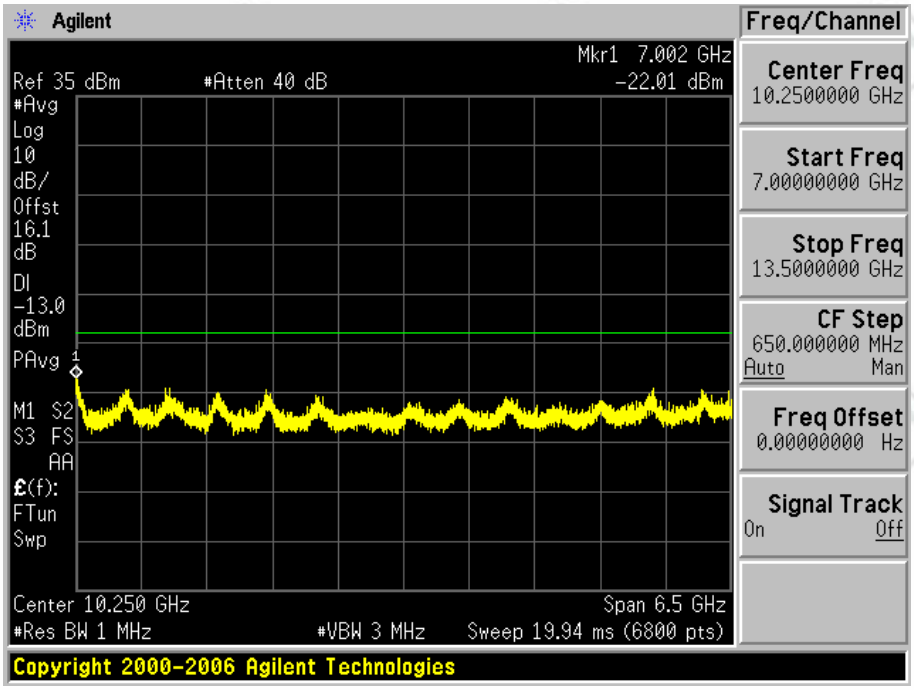
Agilent
Freq/Channel
Mkr1 7.002 GHz
Ref 35 dBm
#Atten 40 dB
-22.01 dBm
#Avg
Log
10
dB/
Offst
16.1
dB
Dl
-13.0
dBm
PAvg
M1 S2
S3 FS
AA
£(f):
FTun
Swp
Center 10.250 GHz
Span 6.5 GHz
#Res BW 1 MHz
#VBW 3 MHz
Sweep 19.94 ms (6800 pts)
Center Freq
10.2500000 GHz
Start Freq
7.00000000 GHz
Stop Freq
13.5000000 GHz
CF Step
650.000000 MHz
Auto
Man
Freq Offset
0.00000000 Hz
Signal Track
On
Off
Copyright 2000-2006 Agilent Technologies

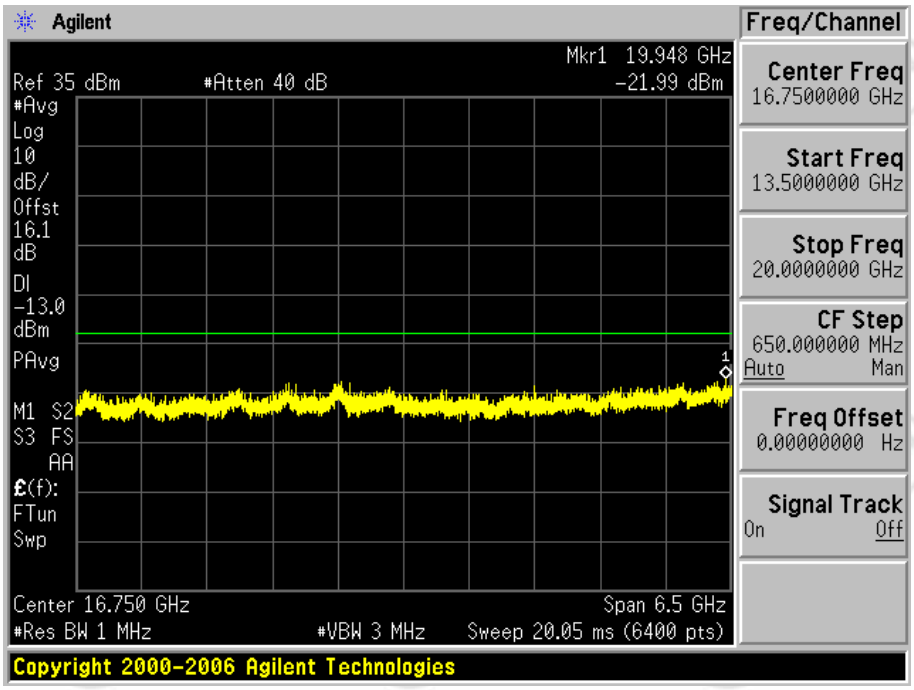
Agilent
Freq/Channel
Mkr1 19.948 GHz
Ref 35 dBm
#Atten 40 dB
-21.99 dBm
#Avg
Log
10
dB/
Offst
16.1
dB
Dl
-13.0
dBm
PAvg
M1 S2
S3 FS
AA
£(f):
FTun
Swp
Center 16.750 GHz
Span 6.5 GHz
#Res BW 1 MHz
#VBW 3 MHz
Sweep 20.05 ms (6400 pts)
Center Freq
16.7500000 GHz
Start Freq
13.5000000 GHz
Stop Freq
20.0000000 GHz
CF Step
650.000000 MHz
Auto
Man
Freq Offset
0.00000000 Hz
Signal Track
On
Off
Copyright 2000-2006 Agilent Technologies

1.2.1.2 Test Channel=MCH

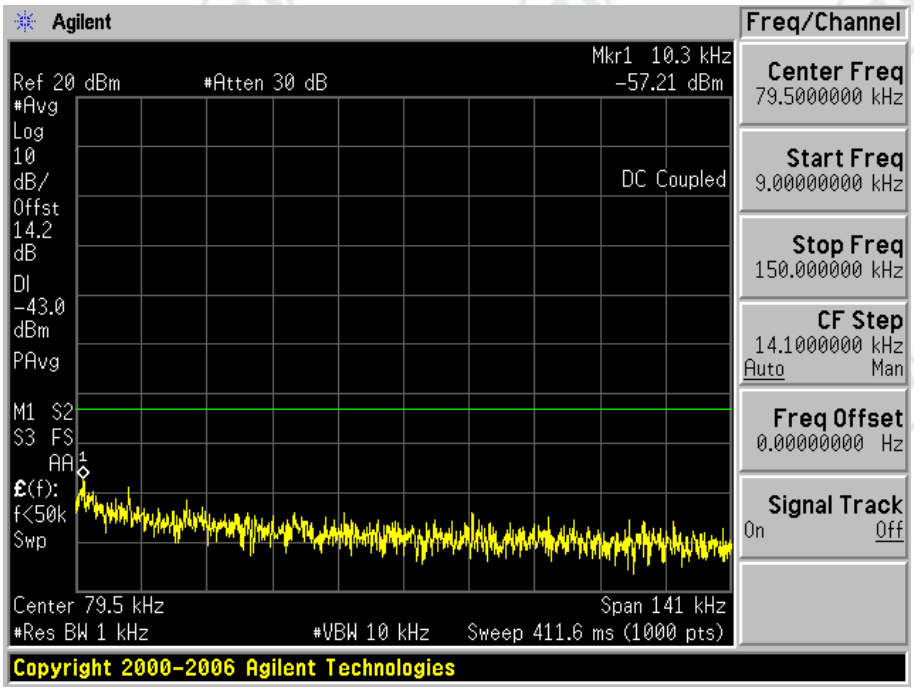

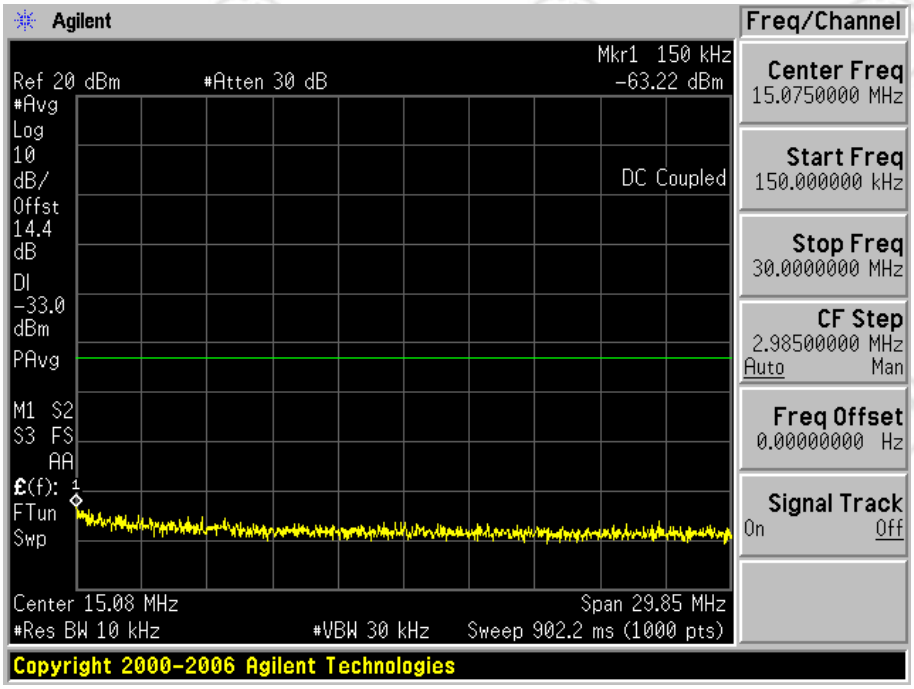

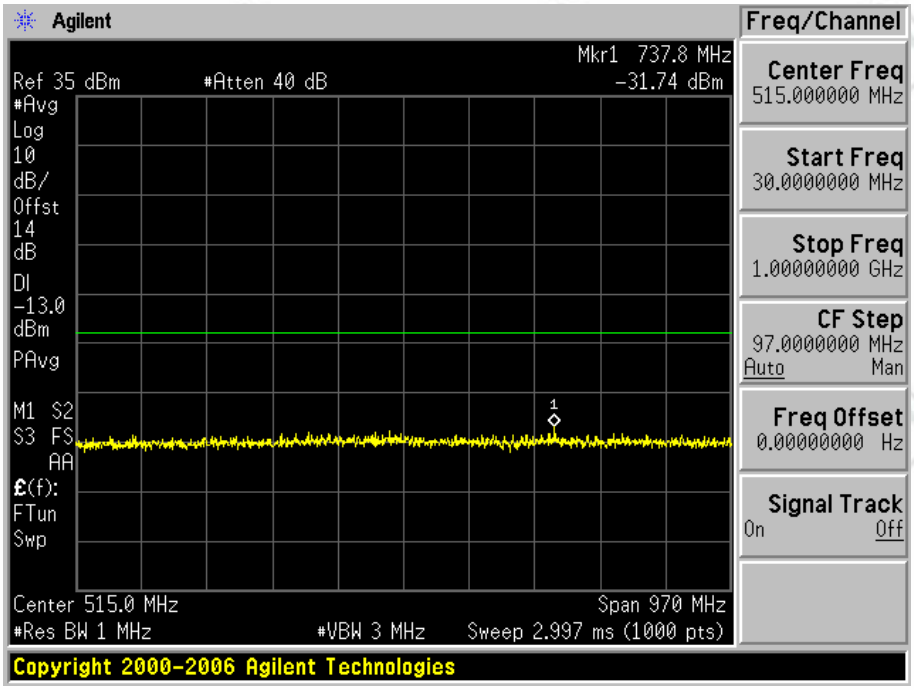
Agilent
Freq/Channel
Mkr1 737.8 MHz
Ref 35 dBm
#Atten 40 dB
-31.74 dBm
#Avg
Log
10
dB/
Offst
14
dB
Dl
-13.0
dBm
PAvg
M1 S2
S3 FS
AA
£(f):
FTun
Swp
Center 515.0 MHz
Span 970 MHz
#Res BW 1 MHz
#VBW 3 MHz
Sweep 2.997 ms (1000 pts)
Center Freq
515.000000 MHz
Start Freq
30.0000000 MHz
Stop Freq
1.00000000 GHz
CF Step
97.0000000 MHz
Auto Man
Freq Offset
0.00000000 Hz
Signal Track
On Off
Copyright 2000-2006 Agilent Technologies

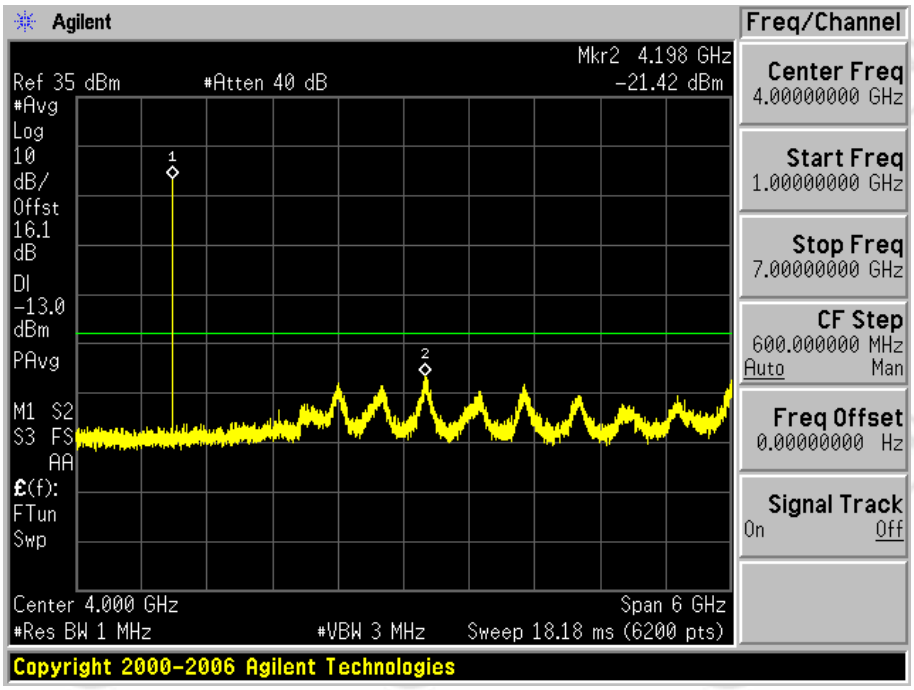
Agilent
Freq/Channel
Mkr2 4.198 GHz
Ref 35 dBm
#Atten 40 dB
-21.42 dBm
#Avg
Log
10
dB/
Offst
16.1
dB
Dl
-13.0
dBm
PAvg
M1 S2
S3 FS
AA
£(f):
FTun
Swp
Center 4.000 GHz
Span 6 GHz
#Res BW 1 MHz
#VBW 3 MHz
Sweep 18.18 ms (6200 pts)
Center Freq
4.00000000 GHz
Start Freq
1.00000000 GHz
Stop Freq
7.00000000 GHz
CF Step
600.000000 MHz
Auto Man
Freq Offset
0.00000000 Hz
Signal Track
On Off
Copyright 2000-2006 Agilent Technologies

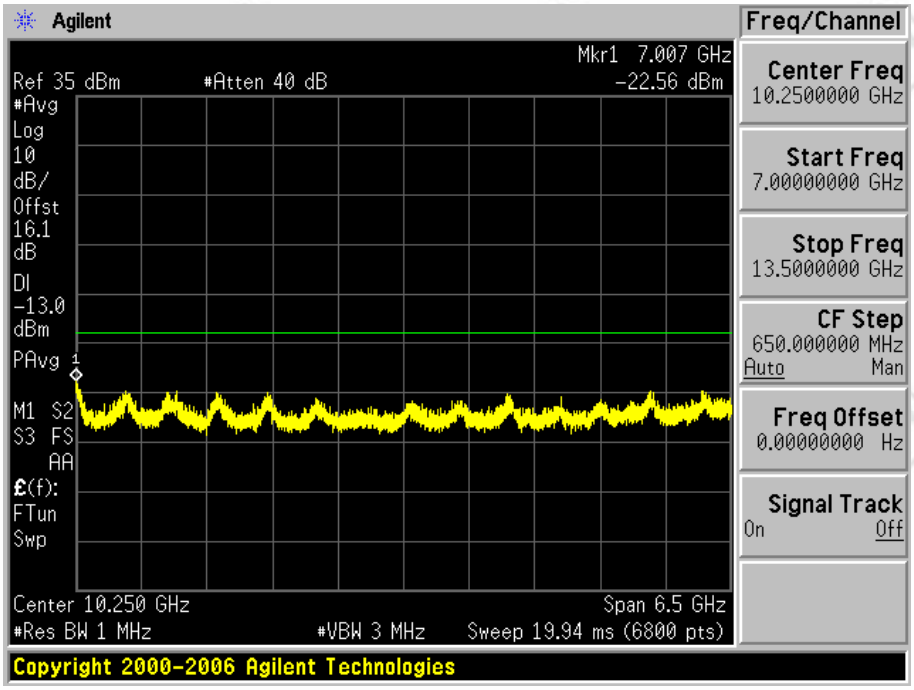
Agilent
Freq/Channel
Mkr1 7.007 GHz
Ref 35 dBm
#Atten 40 dB
-22.56 dBm
#Avg
Log
10
dB/
Offst
16.1
dB
Dl
-13.0
dBm
PAvg
M1 S2
S3 FS
AA
£(f):
FTun
Swp
Center 10.250 GHz
Span 6.5 GHz
#Res BW 1 MHz
#VBW 3 MHz
Sweep 19.94 ms (6800 pts)
Center Freq
10.2500000 GHz
Start Freq
7.00000000 GHz
Stop Freq
13.5000000 GHz
CF Step
650.000000 MHz
Auto
Man
Freq Offset
0.00000000 Hz
Signal Track
On
Off
Copyright 2000-2006 Agilent Technologies

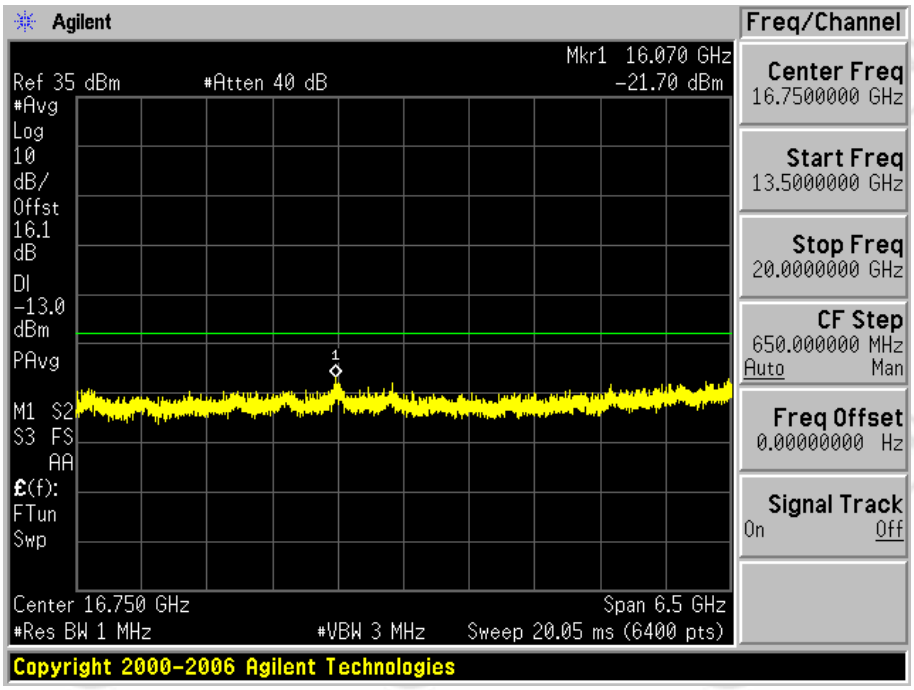
Agilent
Freq/Channel
Mkr1 16.070 GHz
Ref 35 dBm
#Atten 40 dB
-21.70 dBm
#Avg
Log
10
dB/
Offst
16.1
dB
Dl
-13.0
dBm
PAvg
M1 S2
S3 FS
AA
£(f):
FTun
Swp
Center 16.750 GHz
Span 6.5 GHz
#Res BW 1 MHz
#VBW 3 MHz
Sweep 20.05 ms (6400 pts)
Center Freq
16.7500000 GHz
Start Freq
13.5000000 GHz
Stop Freq
20.0000000 GHz
CF Step
650.000000 MHz
Auto
Man
Freq Offset
0.00000000 Hz
Signal Track
On
Off
Copyright 2000-2006 Agilent Technologies

1.2.1.3 Test Channel=HCH

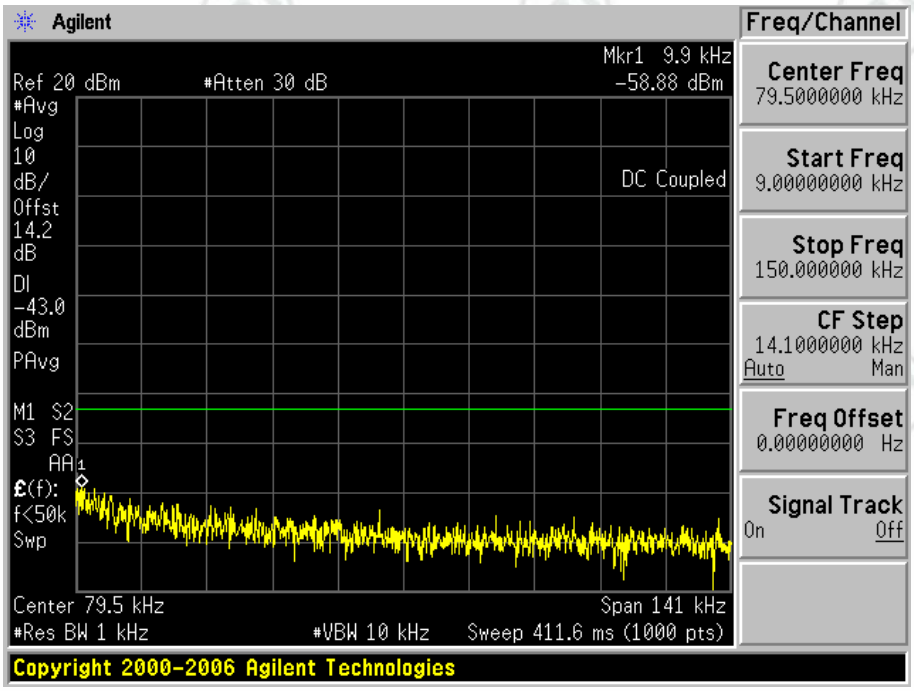

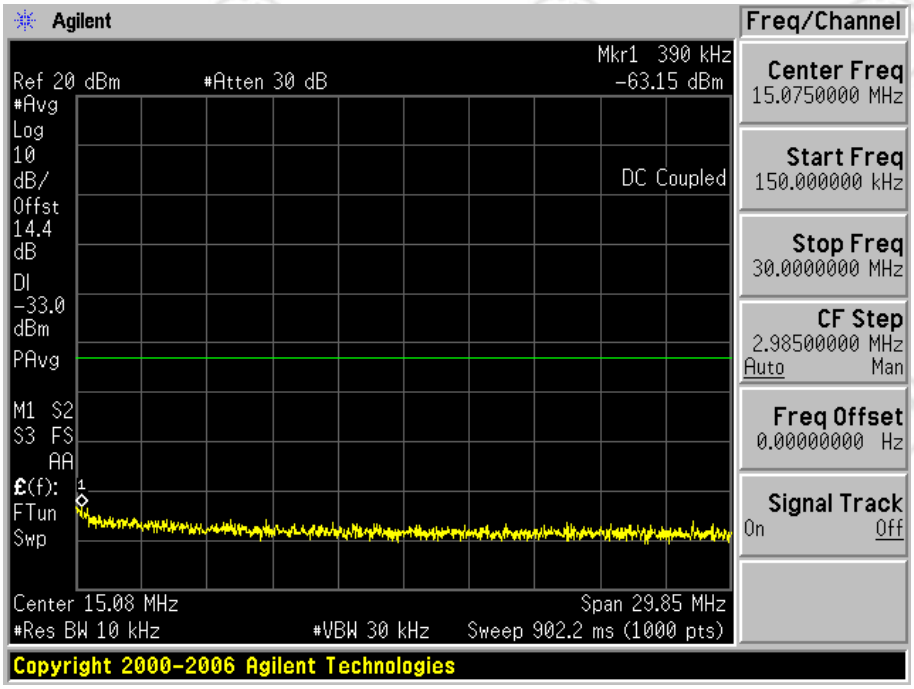

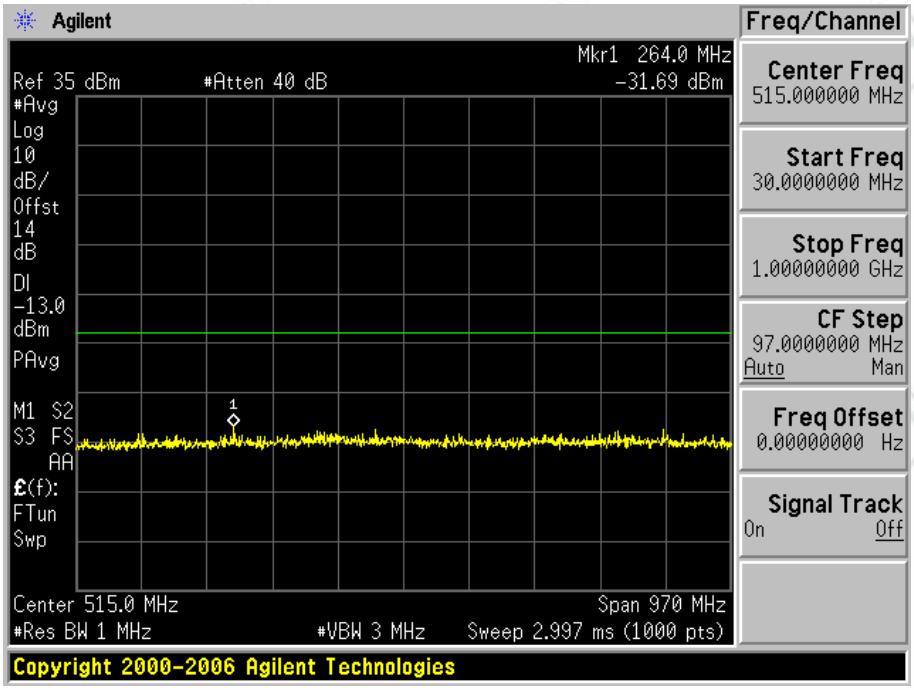
Agilent
Freq/Channel
Mkr1 264.0 MHz
Ref 35 dBm
#Atten 40 dB
-31.69 dBm
#Avg
Log
10
dB/
Offst
14
dB
Dl
-13.0
dBm
PAvg
M1 S2
S3 FS
AA
£(f):
FTun
Swp
Center 515.0 MHz
Span 970 MHz
#Res BW 1 MHz
#VBW 3 MHz
Sweep 2.997 ms (1000 pts)
Center Freq
515.000000 MHz
Start Freq
30.0000000 MHz
Stop Freq
1.00000000 GHz
CF Step
97.0000000 MHz
Auto
Man
Freq Offset
0.00000000 Hz
Signal Track
On
Off
Copyright 2000-2006 Agilent Technologies

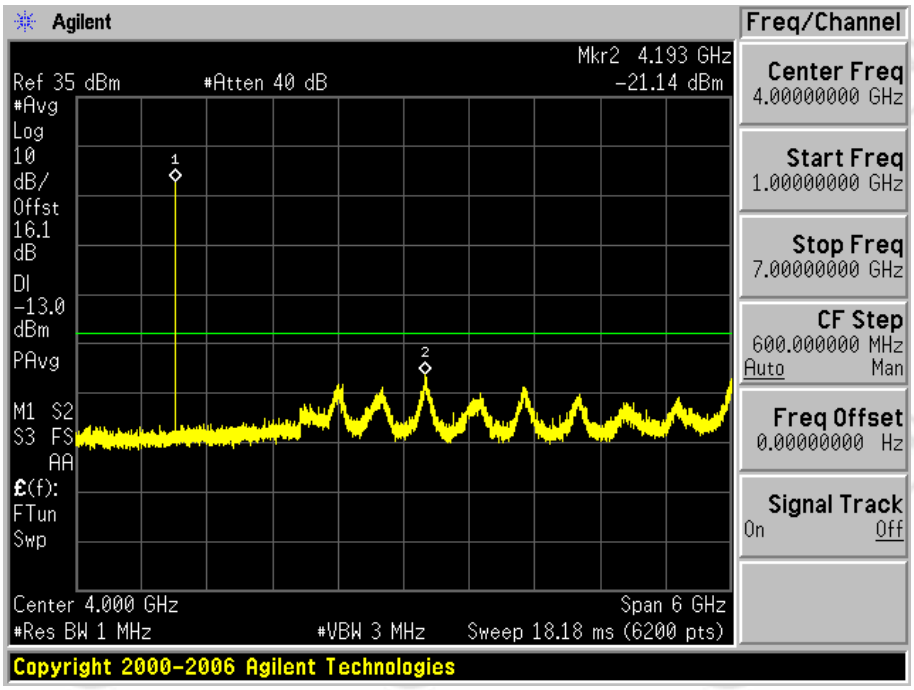
Agilent
Freq/Channel
Mkr2 4.193 GHz
Ref 35 dBm
#Atten 40 dB
-21.14 dBm
#Avg
Log
10
dB/
Offst
16.1
dB
Dl
-13.0
dBm
PAvg
M1 S2
S3 FS
AA
£(f):
FTun
Swp
Center 4.000 GHz
Span 6 GHz
#Res BW 1 MHz
#VBW 3 MHz
Sweep 18.18 ms (6200 pts)
Center Freq
4.00000000 GHz
Start Freq
1.00000000 GHz
Stop Freq
7.00000000 GHz
CF Step
600.000000 MHz
Auto
Man
Freq Offset
0.00000000 Hz
Signal Track
On
Off
Copyright 2000-2006 Agilent Technologies

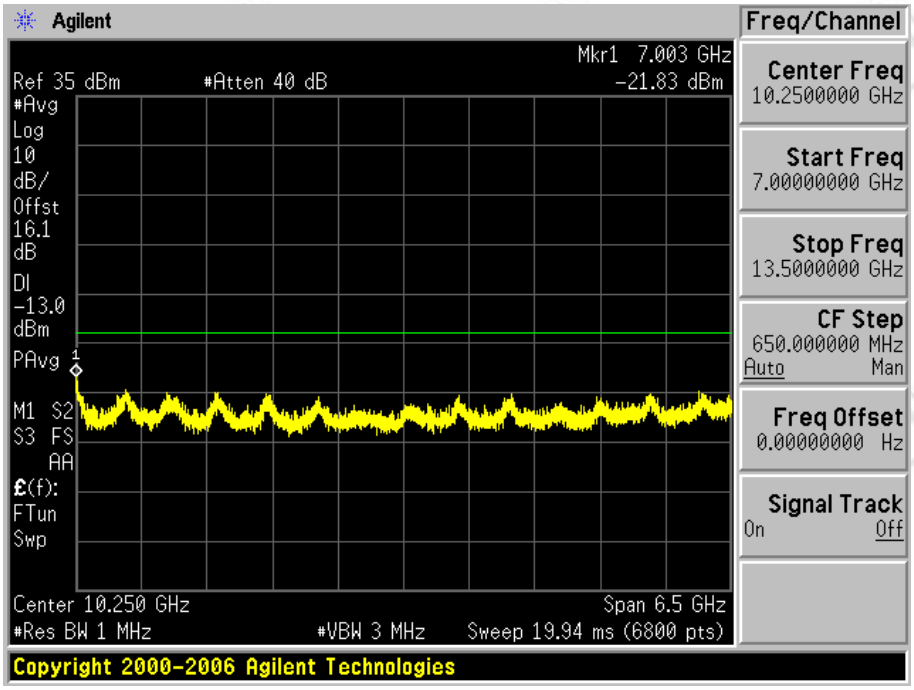
Agilent
Freq/Channel
Mkr1 7.003 GHz
Ref 35 dBm
#Atten 40 dB
-21.83 dBm
#Avg
Log
10
dB/
Offst
16.1
dB
Dl
-13.0
dBm
PAvg
M1 S2
S3 FS
AA
£(f):
FTun
Swp
Center 10.250 GHz
Span 6.5 GHz
#Res BW 1 MHz
#VBW 3 MHz
Sweep 19.94 ms (6800 pts)
Center Freq
10.2500000 GHz
Start Freq
7.00000000 GHz
Stop Freq
13.5000000 GHz
CF Step
650.000000 MHz
Auto
Man
Freq Offset
0.00000000 Hz
Signal Track
On
Off
Copyright 2000-2006 Agilent Technologies

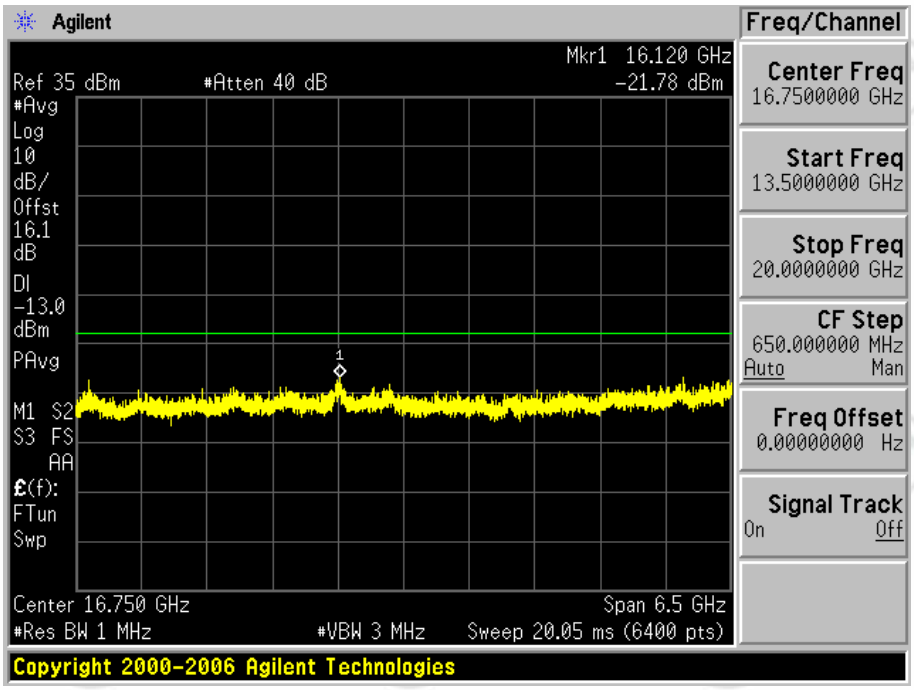
Agilent
Freq/Channel
Mkr1 16.120 GHz
Ref 35 dBm
#Atten 40 dB
-21.78 dBm
#Avg
Log
10
dB/
Offst
16.1
dB
Dl
-13.0
dBm
PAvg
M1 S2
S3 FS
AA
£(f):
FTun
Swp
Center 16.750 GHz
Span 6.5 GHz
#Res BW 1 MHz
#VBW 3 MHz
Sweep 20.05 ms (6400 pts)
Center Freq
16.7500000 GHz
Start Freq
13.5000000 GHz
Stop Freq
20.0000000 GHz
CF Step
650.000000 MHz
Auto
Man
Freq Offset
0.00000000 Hz
Signal Track
On
Off
Copyright 2000-2006 Agilent Technologies

1.2.2 Test Mode=GSM/TM2

1.2.2.1 Test Channel=LCH

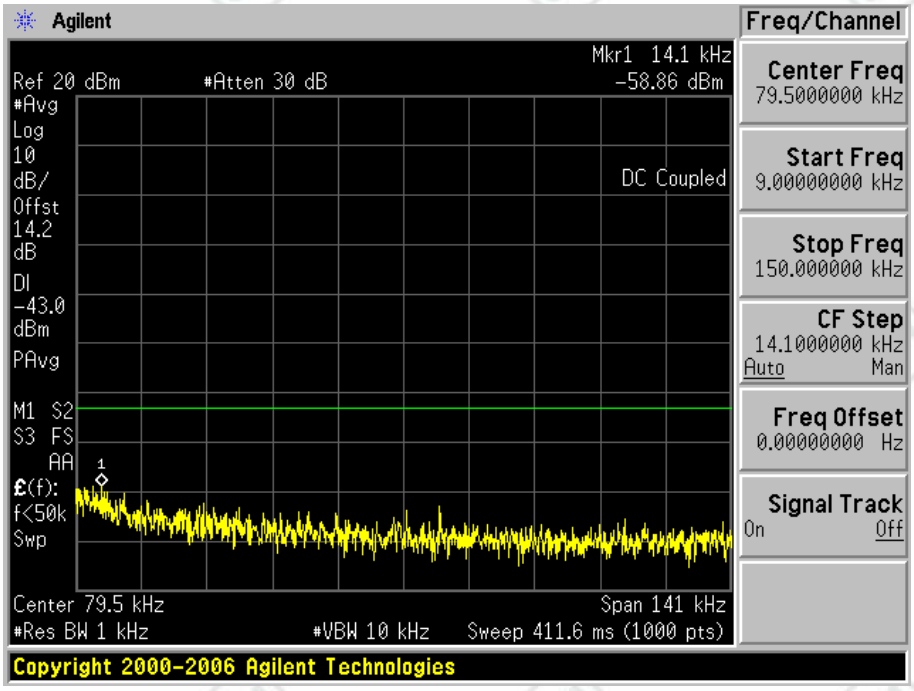

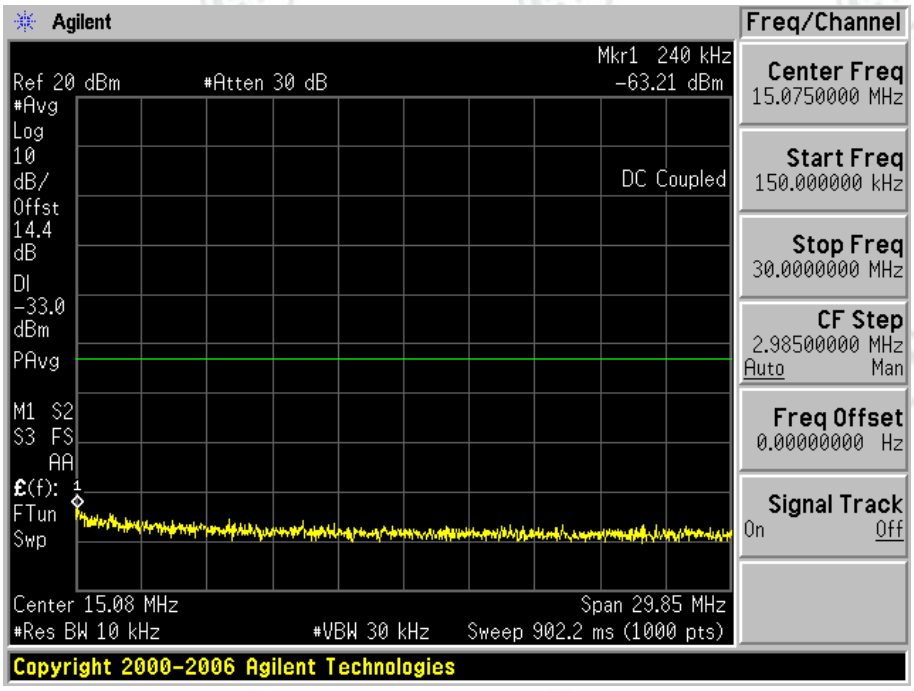

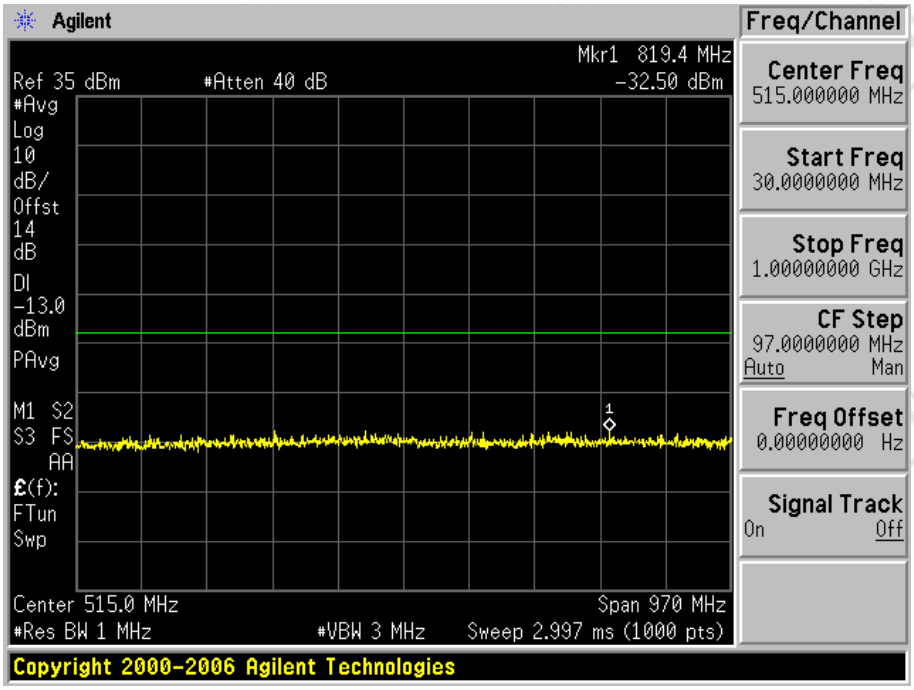
Agilent
Freq/Channel
Mkr1 819.4 MHz
Ref 35 dBm
#Atten 40 dB
-32.50 dBm
#Avg
Log
10
dB/
Offst
14
dB
Dl
-13.0
dBm
PAvg
M1 S2
S3 FS
AA
£(f):
FTun
Swp
Center 515.0 MHz
Span 970 MHz
#Res BW 1 MHz
#VBW 3 MHz
Sweep 2.997 ms (1000 pts)
Center Freq
515.000000 MHz
Start Freq
30.0000000 MHz
Stop Freq
1.00000000 GHz
CF Step
97.0000000 MHz
Auto Man
Freq Offset
0.00000000 Hz
Signal Track
On Off
Copyright 2000-2006 Agilent Technologies

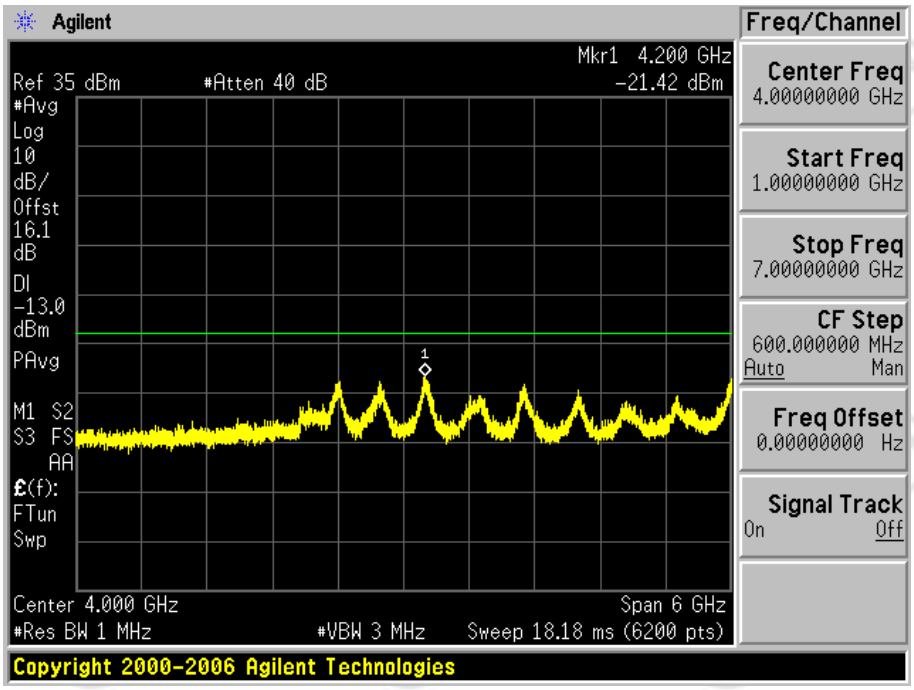
Agilent
Freq/Channel
Mkr1 4.200 GHz
Ref 35 dBm
#Atten 40 dB
-21.42 dBm
#Avg
Log
10
dB/
Offst
16.1
dB
Dl
-13.0
dBm
PAvg
M1 S2
S3 FS
AA
£(f):
FTun
Swp
Center 4.000 GHz
Span 6 GHz
#Res BW 1 MHz
#VBW 3 MHz
Sweep 18.18 ms (6200 pts)
Center Freq
4.00000000 GHz
Start Freq
1.00000000 GHz
Stop Freq
7.00000000 GHz
CF Step
600.000000 MHz
Auto Man
Freq Offset
0.00000000 Hz
Signal Track
On Off
Copyright 2000-2006 Agilent Technologies

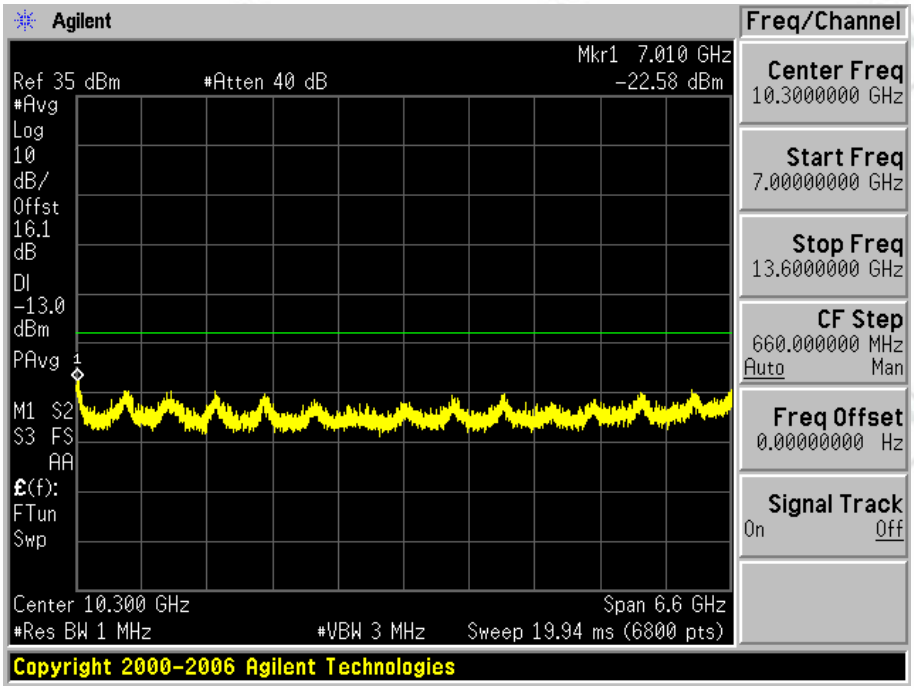
Agilent
Freq/Channel
Mkr1 7.010 GHz
Ref 35 dBm
#Atten 40 dB
-22.58 dBm
#Avg
Log
10
dB/
Offst
16.1
dB
Dl
-13.0
dBm
PAvg
M1 S2
S3 FS
AA
£(f):
FTun
Swp
Center 10.300 GHz
Span 6.6 GHz
#Res BW 1 MHz
#VBW 3 MHz
Sweep 19.94 ms (6800 pts)
Center Freq
10.3000000 GHz
Start Freq
7.00000000 GHz
Stop Freq
13.6000000 GHz
CF Step
660.000000 MHz
Auto
Man
Freq Offset
0.00000000 Hz
Signal Track
On
Off
Copyright 2000-2006 Agilent Technologies

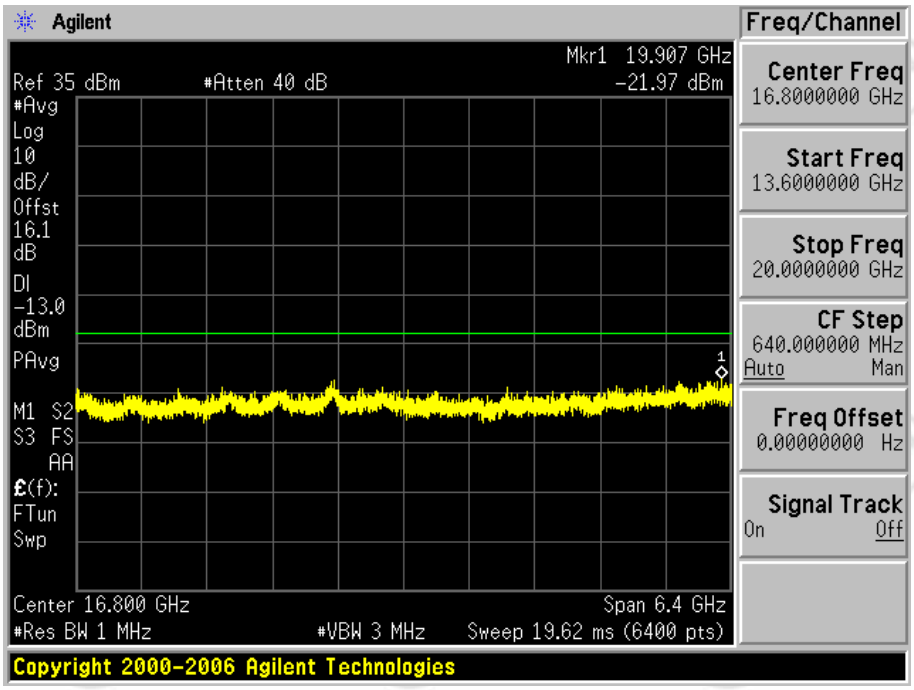
Agilent
Freq/Channel
Mkr1 19.907 GHz
Ref 35 dBm
#Atten 40 dB
-21.97 dBm
#Avg
Log
10
dB/
Offst
16.1
dB
Dl
-13.0
dBm
PAvg
M1 S2
S3 FS
AA
£(f):
FTun
Swp
Center 16.800 GHz
Span 6.4 GHz
#Res BW 1 MHz
#VBW 3 MHz
Sweep 19.62 ms (6400 pts)
Center Freq
16.8000000 GHz
Start Freq
13.6000000 GHz
Stop Freq
20.0000000 GHz
CF Step
640.000000 MHz
Auto
Man
Freq Offset
0.00000000 Hz
Signal Track
On
Off
Copyright 2000-2006 Agilent Technologies

1.2.2.2 Test Channel=MCH

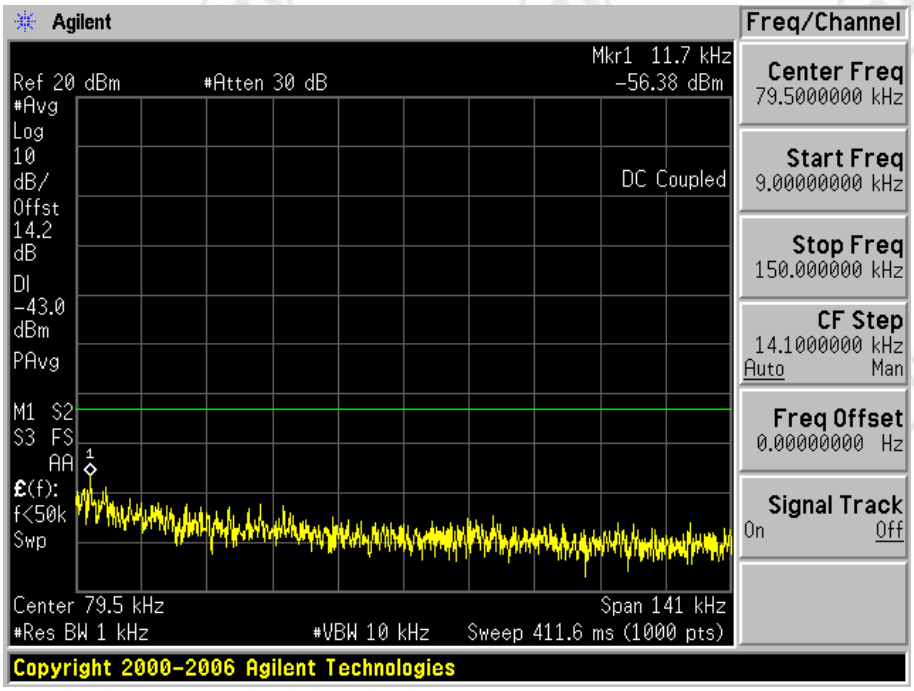

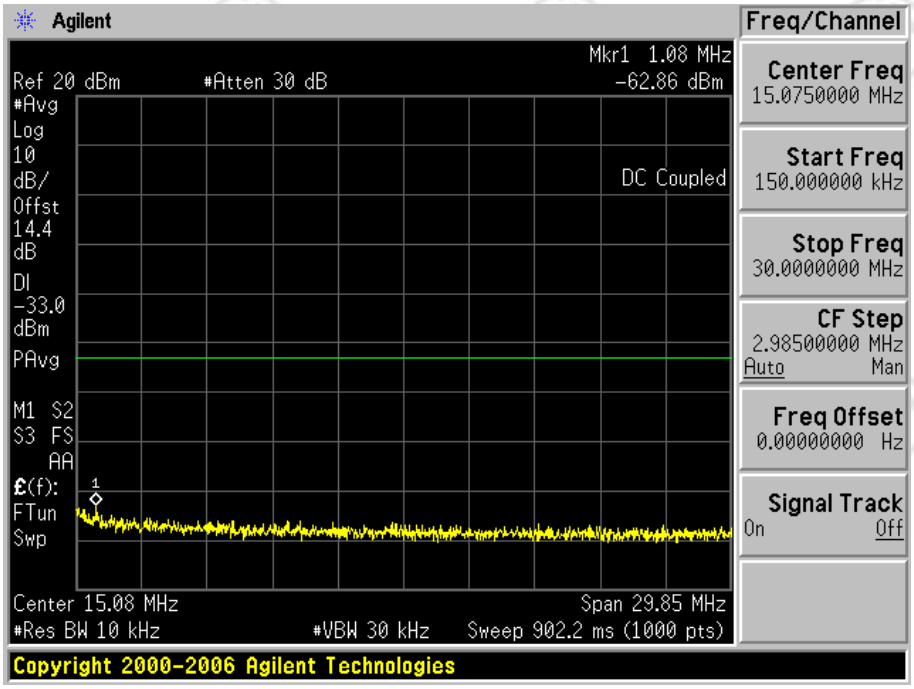

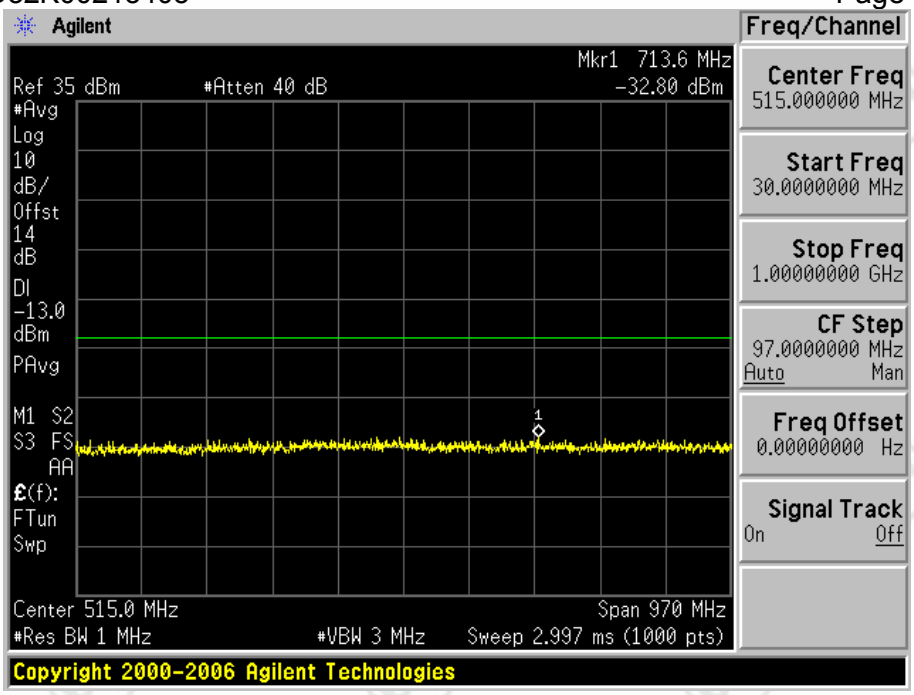
Agilent
Freq/Channel
Mkr1 713.6 MHz
Ref 35 dBm
#Atten 40 dB
-32.80 dBm
#Avg
Log
10
dB/
Offst
14
dB
Dl
-13.0
dBm
PAvg
M1 S2
S3 FS
AA
£(f):
FTun
Swp
Center 515.0 MHz
Span 970 MHz
#Res BW 1 MHz
#VBW 3 MHz
Sweep 2.997 ms (1000 pts)
Center Freq
515.000000 MHz
Start Freq
30.0000000 MHz
Stop Freq
1.000000000 GHz
CF Step
97.0000000 MHz
Auto Man
Freq Offset
0.000000000 Hz
Signal Track
On Off
Copyright 2000-2006 Agilent Technologies

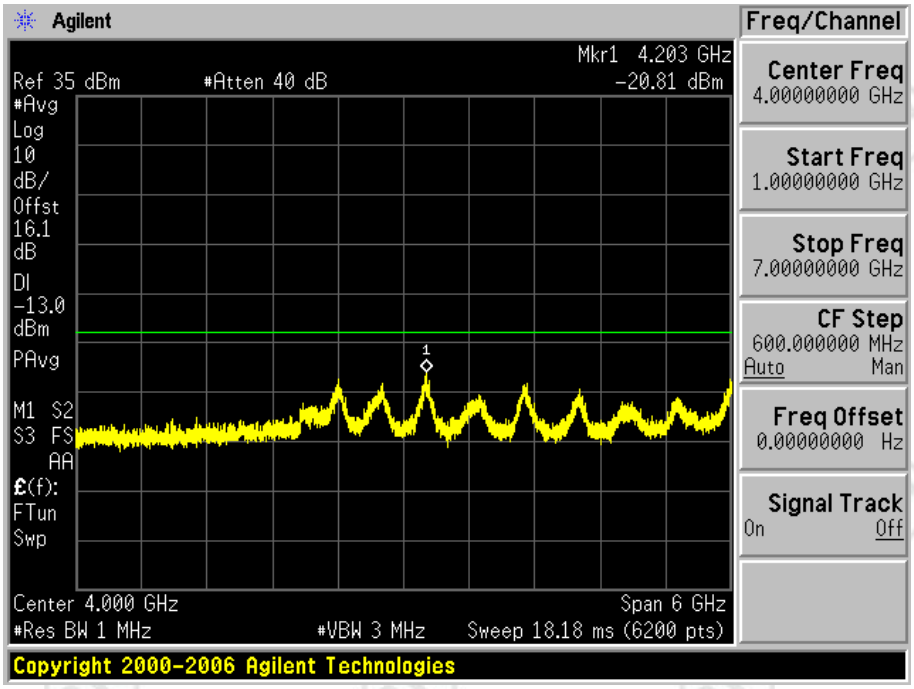
Agilent
Freq/Channel
Mkr1 4.203 GHz
Ref 35 dBm
#Atten 40 dB
-20.81 dBm
#Avg
Log
10
dB/
Offst
16.1
dB
Dl
-13.0
dBm
PAvg
M1 S2
S3 FS
AA
£(f):
FTun
Swp
Center 4.000 GHz
Span 6 GHz
#Res BW 1 MHz
#VBW 3 MHz
Sweep 18.18 ms (6200 pts)
Center Freq
4.000000000 GHz
Start Freq
1.000000000 GHz
Stop Freq
7.000000000 GHz
CF Step
600.000000 MHz
Auto Man
Freq Offset
0.000000000 Hz
Signal Track
On Off
Copyright 2000-2006 Agilent Technologies

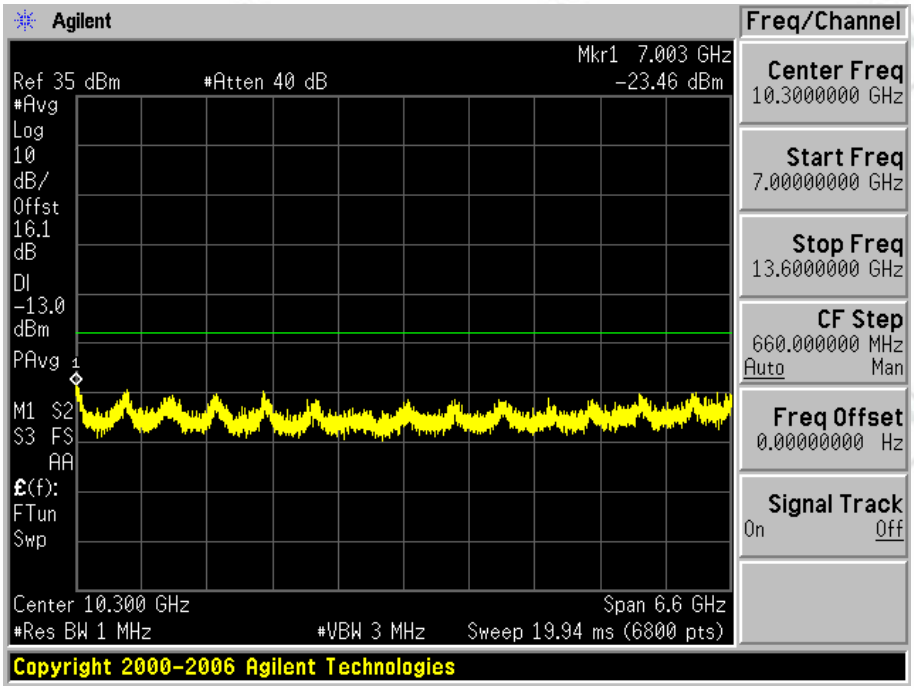
Agilent
Freq/Channel
Mkr1 7.003 GHz
Ref 35 dBm
#Atten 40 dB
-23.46 dBm
#Avg
Log
10
dB/
Offst
16.1
dB
Dl
-13.0
dBm
PAvg
M1 S2
S3 FS
AA
£(f):
FTun
Swp
Center 10.300 GHz
Span 6.6 GHz
#Res BW 1 MHz
#VBW 3 MHz
Sweep 19.94 ms (6800 pts)
Center Freq
10.3000000 GHz
Start Freq
7.00000000 GHz
Stop Freq
13.6000000 GHz
CF Step
660.000000 MHz
Auto Man
Freq Offset
0.00000000 Hz
Signal Track
On Off
Copyright 2000-2006 Agilent Technologies

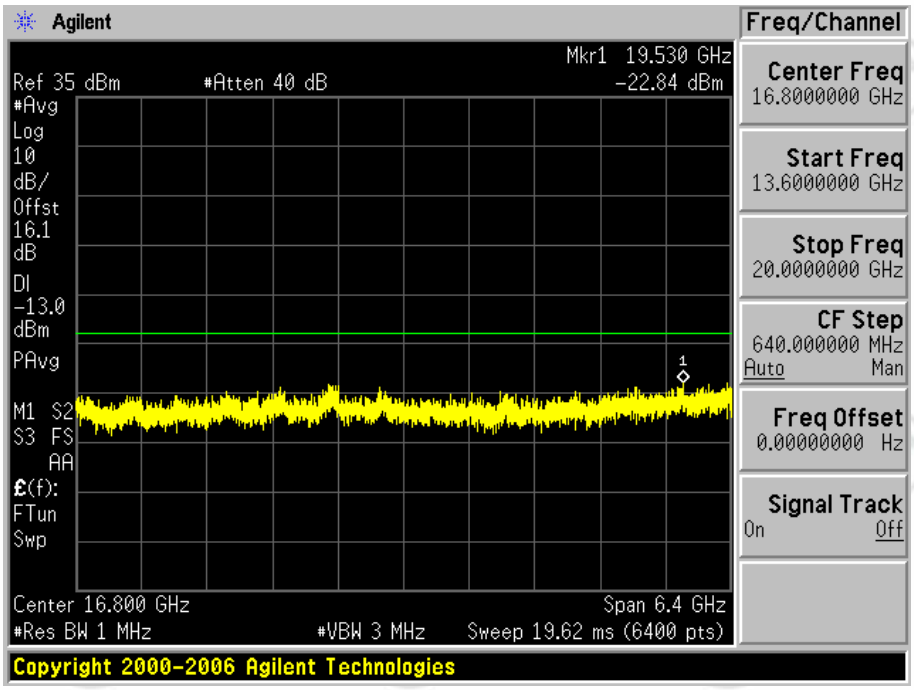
Agilent
Freq/Channel
Mkr1 19.530 GHz
Ref 35 dBm
#Atten 40 dB
-22.84 dBm
#Avg
Log
10
dB/
Offst
16.1
dB
Dl
-13.0
dBm
PAvg
M1 S2
S3 FS
AA
£(f):
FTun
Swp
Center 16.800 GHz
Span 6.4 GHz
#Res BW 1 MHz
#VBW 3 MHz
Sweep 19.62 ms (6400 pts)
Center Freq
16.8000000 GHz
Start Freq
13.6000000 GHz
Stop Freq
20.0000000 GHz
CF Step
640.000000 MHz
Auto Man
Freq Offset
0.00000000 Hz
Signal Track
On Off
Copyright 2000-2006 Agilent Technologies

1.2.2.3 Test Channel=HCH

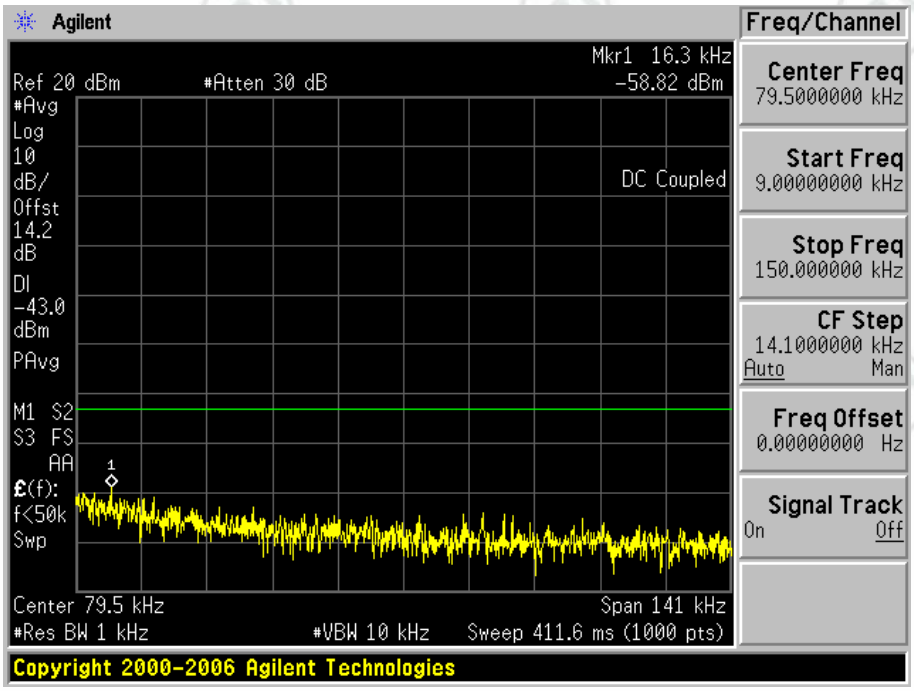

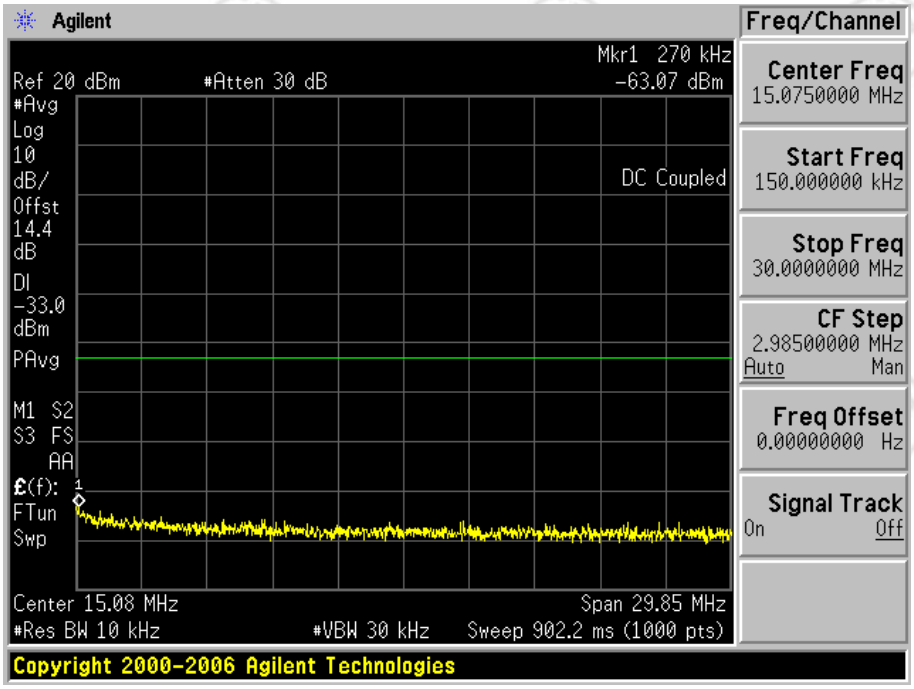

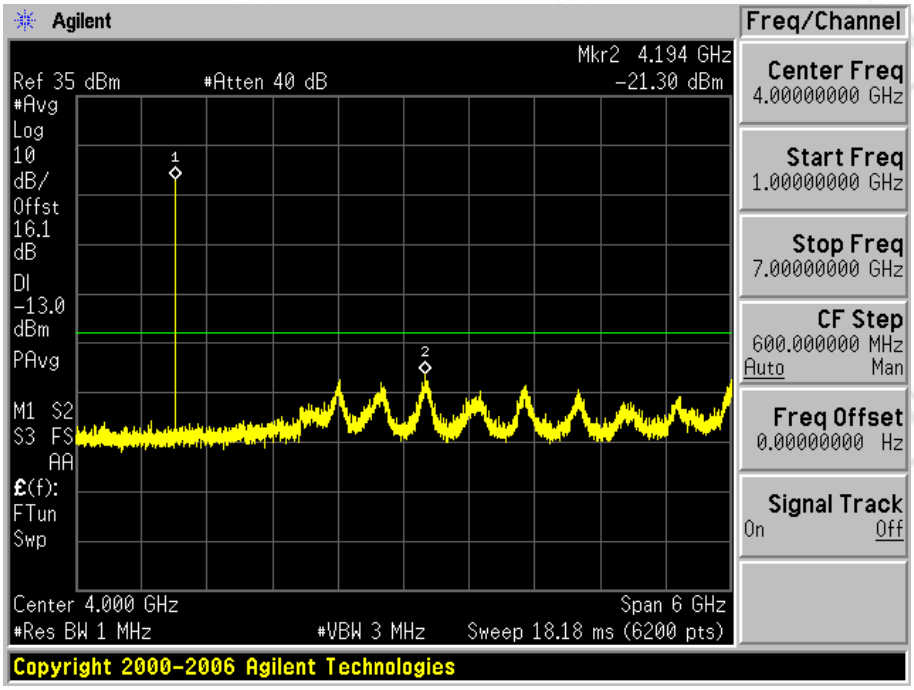
Agilent
Freq/Channel
Mkr2 4.194 GHz
Ref 35 dBm
#Atten 40 dB
-21.30 dBm
#Avg
Log
10
dB/
Offst
16.1
dB
Dl
-13.0
dBm
PAvg
M1 S2
S3 FS
AA
£(f):
FTun
Swp
Center 4.000 GHz
Span 6 GHz
#Res BW 1 MHz
#VBW 3 MHz
Sweep 18.18 ms (6200 pts)
Center Freq
4.000000000 GHz
Start Freq
1.000000000 GHz
Stop Freq
7.000000000 GHz
CF Step
600.000000 MHz
Auto Man
Freq Offset
0.000000000 Hz
Signal Track
On Off
Copyright 2000-2006 Agilent Technologies

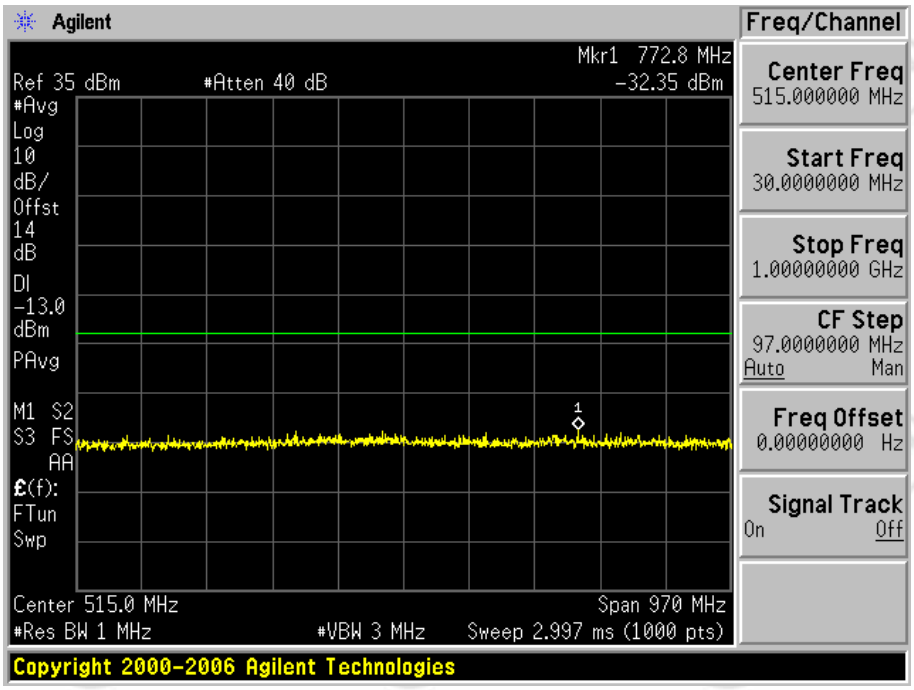
Agilent
Freq/Channel
Mkr1 772.8 MHz
Ref 35 dBm
#Atten 40 dB
-32.35 dBm
#Avg
Log
10
dB/
Offst
14
dB
Dl
-13.0
dBm
PAvg
M1 S2
S3 FS
AA
£(f):
FTun
Swp
Center 515.0 MHz
Span 970 MHz
#Res BW 1 MHz
#VBW 3 MHz
Sweep 2.997 ms (1000 pts)
Center Freq
515.000000 MHz
Start Freq
30.0000000 MHz
Stop Freq
1.000000000 GHz
CF Step
97.0000000 MHz
Auto Man
Freq Offset
0.000000000 Hz
Signal Track
On Off
Copyright 2000-2006 Agilent Technologies

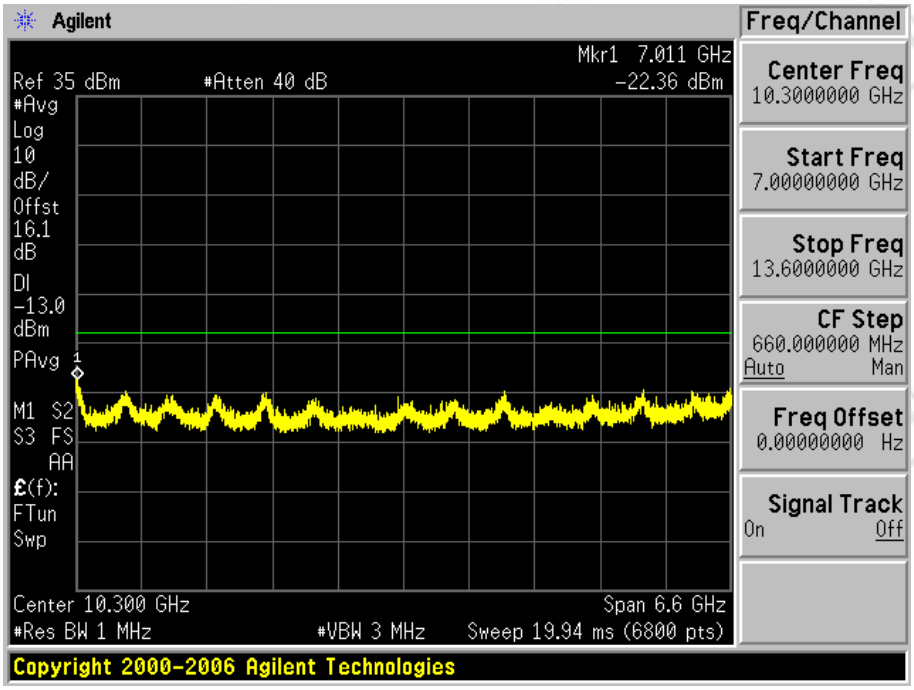
Agilent
Freq/Channel
Mkr1 7.011 GHz
Ref 35 dBm
#Atten 40 dB
-22.36 dBm
#Avg
Log
10
dB/
Offst
16.1
dB
Dl
-13.0
dBm
PAvg
M1 S2
S3 FS
AA
£(f):
FTun
Swp
Center 10.300 GHz
Span 6.6 GHz
#Res BW 1 MHz
#VBW 3 MHz
Sweep 19.94 ms (6800 pts)
Center Freq
10.3000000 GHz
Start Freq
7.00000000 GHz
Stop Freq
13.6000000 GHz
CF Step
660.000000 MHz
Auto
Man
Freq Offset
0.00000000 Hz
Signal Track
On
Off
Copyright 2000-2006 Agilent Technologies

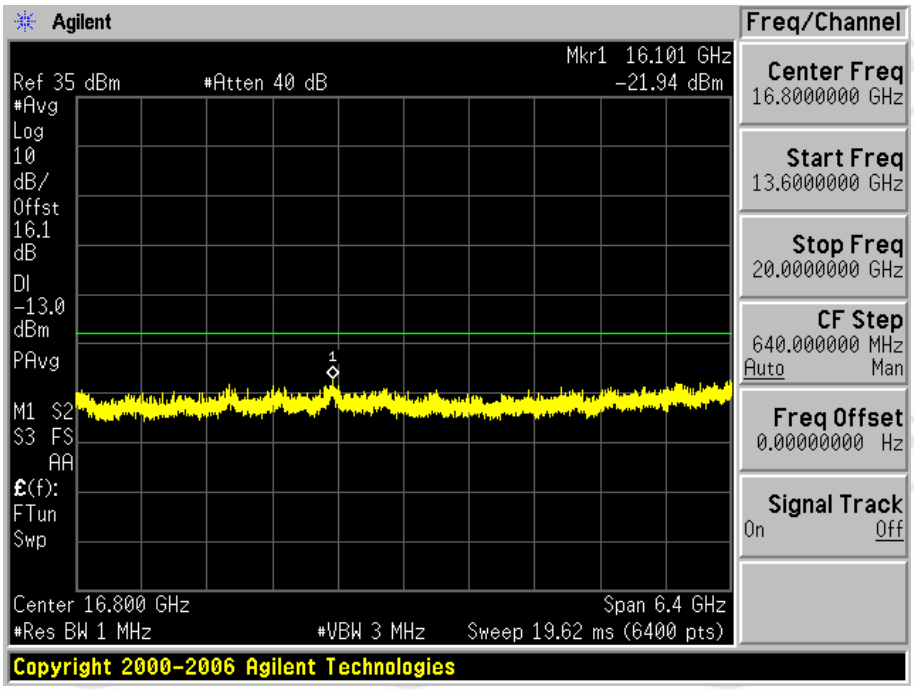
Agilent
Freq/Channel
Mkr1 16.101 GHz
Ref 35 dBm
#Atten 40 dB
-21.94 dBm
#Avg
Log
10
dB/
Offst
16.1
dB
Dl
-13.0
dBm
PAvg
M1 S2
S3 FS
AA
£(f):
FTun
Swp
Center 16.800 GHz
Span 6.4 GHz
#Res BW 1 MHz
#VBW 3 MHz
Sweep 19.62 ms (6400 pts)
Center Freq
16.8000000 GHz
Start Freq
13.6000000 GHz
Stop Freq
20.0000000 GHz
CF Step
640.000000 MHz
Auto
Man
Freq Offset
0.00000000 Hz
Signal Track
On
Off
Copyright 2000-2006 Agilent Technologies

1.2.3 Test Mode=GSM/TM3

1.2.3.1 Test Channel=LCH

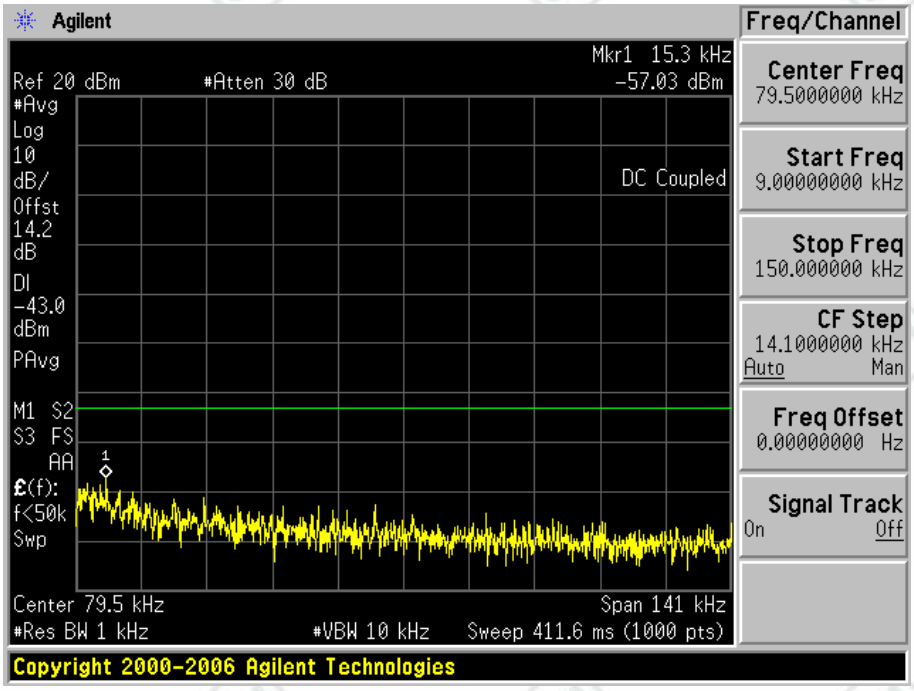

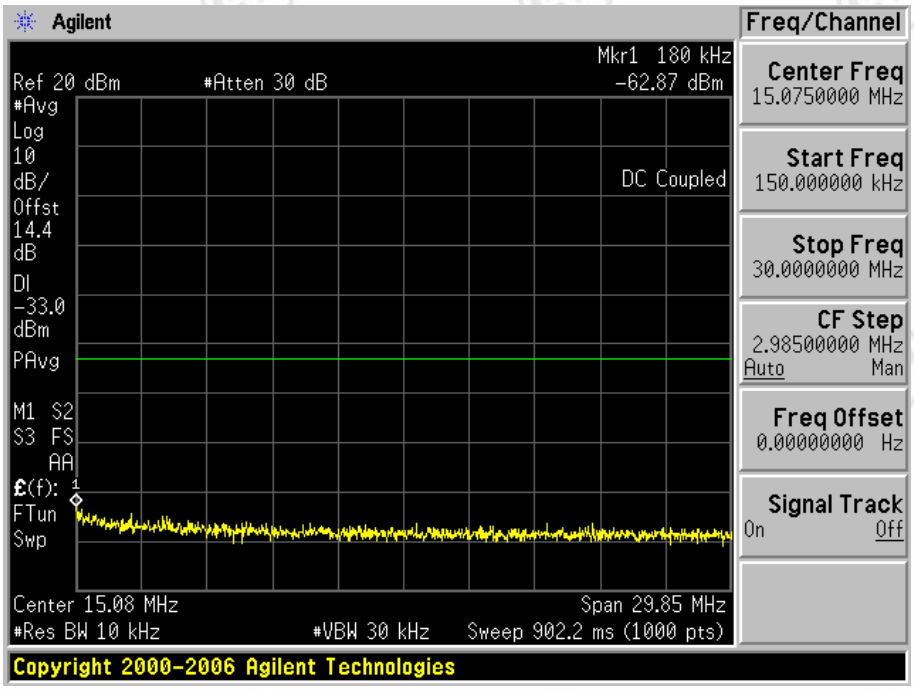

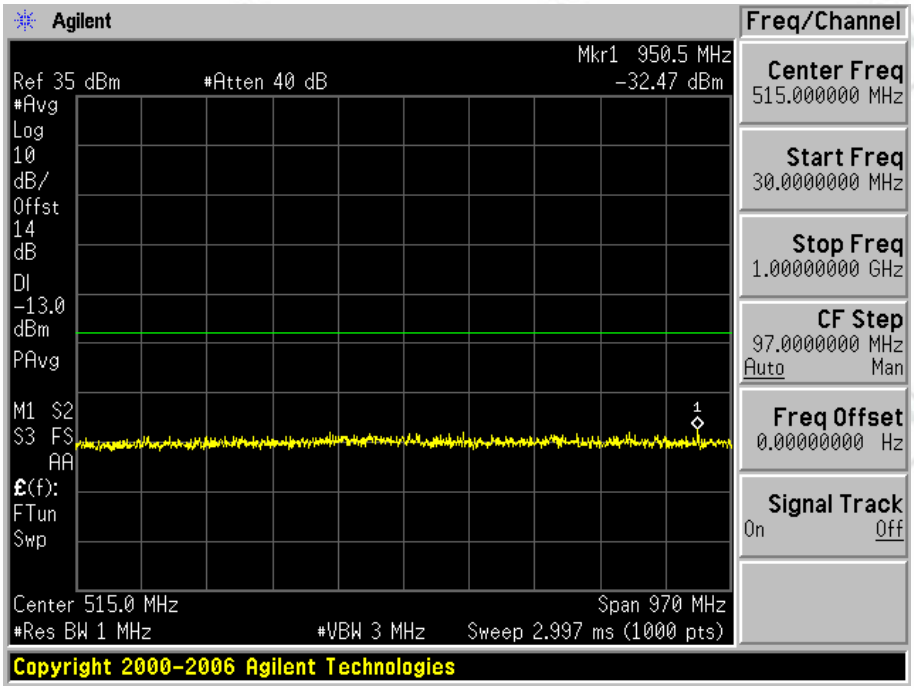
Agilent
Freq/Channel
Mkr1 950.5 MHz
Ref 35 dBm
#Atten 40 dB
-32.47 dBm
#Avg
Log
10
dB/
Offst
14
dB
Dl
-13.0
dBm
PAvg
M1 S2
S3 FS
AA
£(f):
FTun
Swp
Center 515.0 MHz
Span 970 MHz
#Res BW 1 MHz
#VBW 3 MHz
Sweep 2.997 ms (1000 pts)
Center Freq
515.000000 MHz
Start Freq
30.0000000 MHz
Stop Freq
1.00000000 GHz
CF Step
97.0000000 MHz
Auto
Man
Freq Offset
0.00000000 Hz
Signal Track
On
Off
Copyright 2000-2006 Agilent Technologies

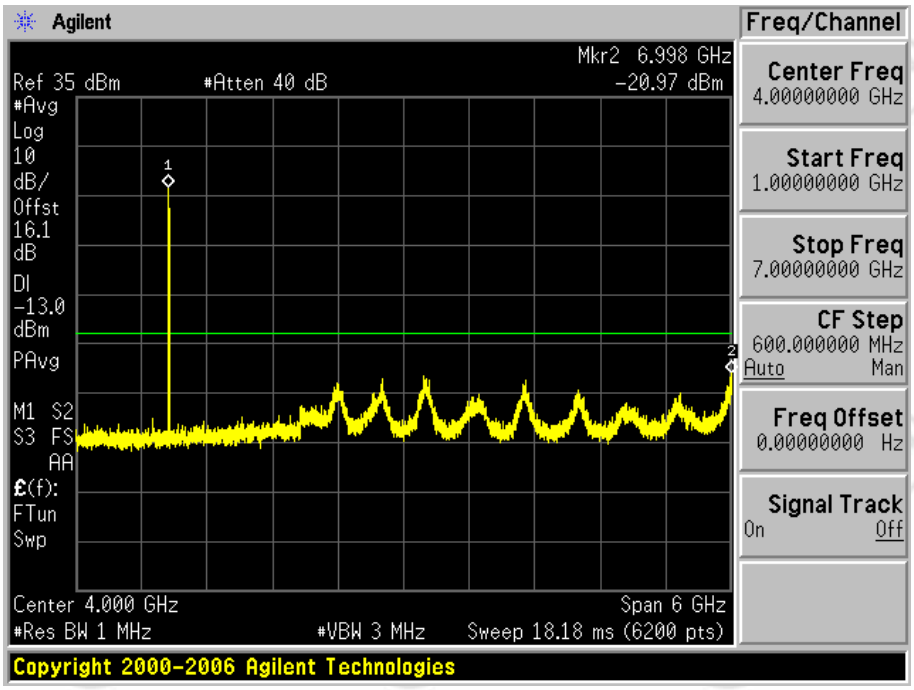
Agilent
Freq/Channel
Mkr2 6.998 GHz
Ref 35 dBm
#Atten 40 dB
-20.97 dBm
#Avg
Log
10
dB/
Offst
16.1
dB
Dl
-13.0
dBm
PAvg
M1 S2
S3 FS
AA
£(f):
FTun
Swp
Center 4.000 GHz
Span 6 GHz
#Res BW 1 MHz
#VBW 3 MHz
Sweep 18.18 ms (6200 pts)
Center Freq
4.00000000 GHz
Start Freq
1.00000000 GHz
Stop Freq
7.00000000 GHz
CF Step
600.000000 MHz
Auto
Man
Freq Offset
0.00000000 Hz
Signal Track
On
Off
Copyright 2000-2006 Agilent Technologies

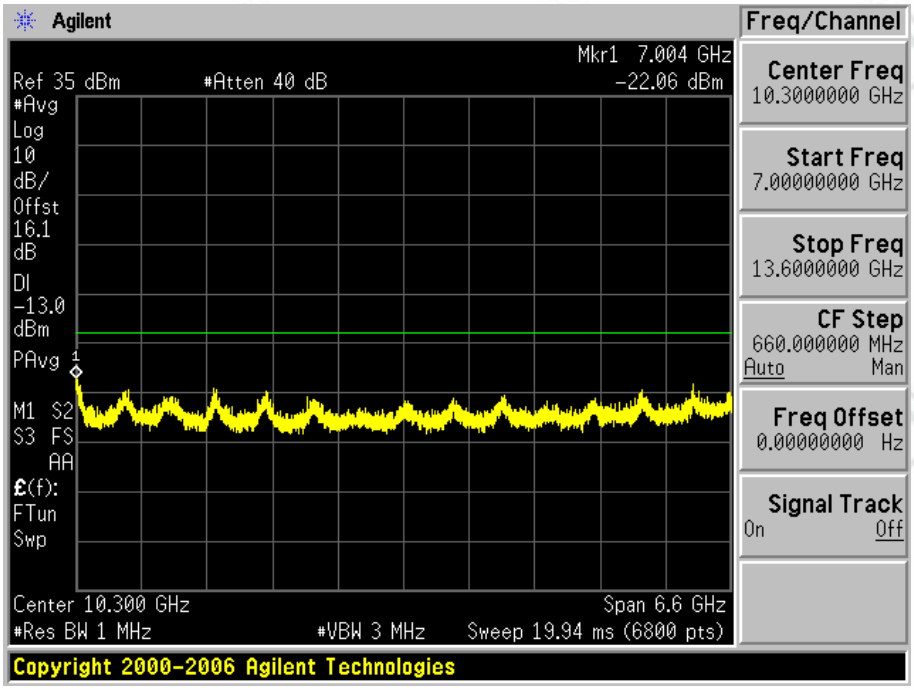
Agilent
Freq/Channel
Mkr1 7.004 GHz
Ref 35 dBm
#Atten 40 dB
-22.06 dBm
#Avg
Log
10
dB/
Offst
16.1
dB
Dl
-13.0
dBm
PAvg
M1 S2
S3 FS
AA
£(f):
FTun
Swp
Center 10.300 GHz
Span 6.6 GHz
#Res BW 1 MHz
#VBW 3 MHz
Sweep 19.94 ms (6800 pts)
Center Freq
10.3000000 GHz
Start Freq
7.00000000 GHz
Stop Freq
13.6000000 GHz
CF Step
660.000000 MHz
Auto
Man
Freq Offset
0.00000000 Hz
Signal Track
On
Off
Copyright 2000-2006 Agilent Technologies

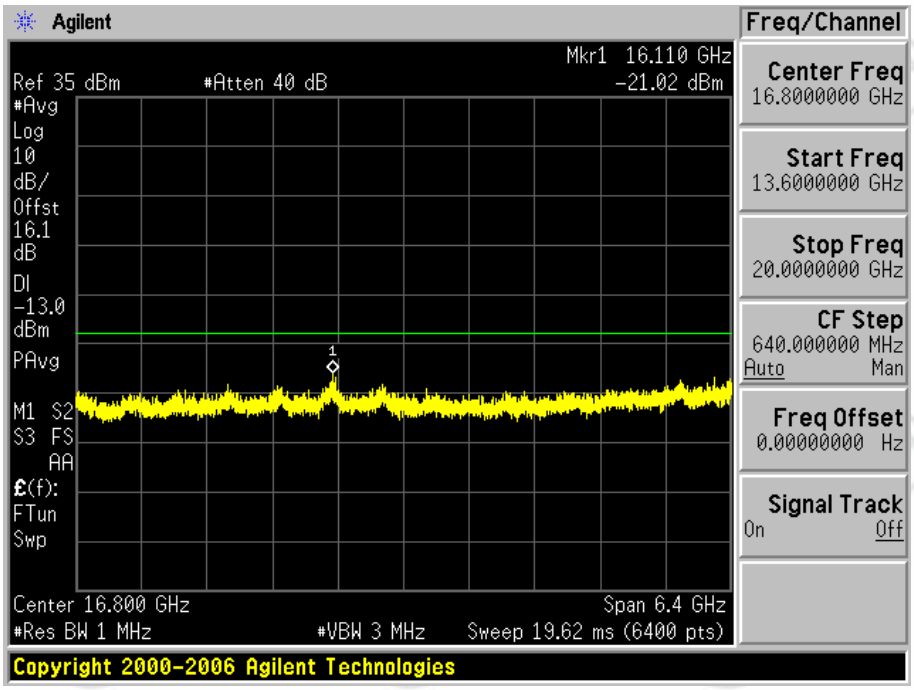
Agilent
Freq/Channel
Mkr1 16.110 GHz
Ref 35 dBm
#Atten 40 dB
-21.02 dBm
#Avg
Log
10
dB/
Offst
16.1
dB
Dl
-13.0
dBm
PAvg
M1 S2
S3 FS
AA
£(f):
FTun
Swp
Center 16.800 GHz
Span 6.4 GHz
#Res BW 1 MHz
#VBW 3 MHz
Sweep 19.62 ms (6400 pts)
Center Freq
16.8000000 GHz
Start Freq
13.6000000 GHz
Stop Freq
20.0000000 GHz
CF Step
640.000000 MHz
Auto
Man
Freq Offset
0.00000000 Hz
Signal Track
On
Off
Copyright 2000-2006 Agilent Technologies

1.2.3.2 Test Channel=MCH

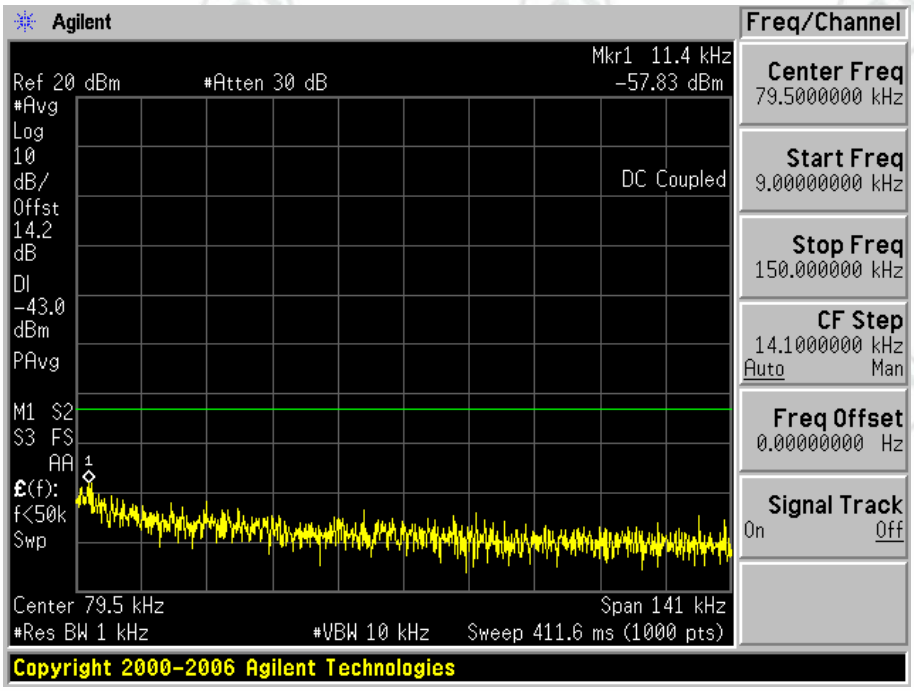

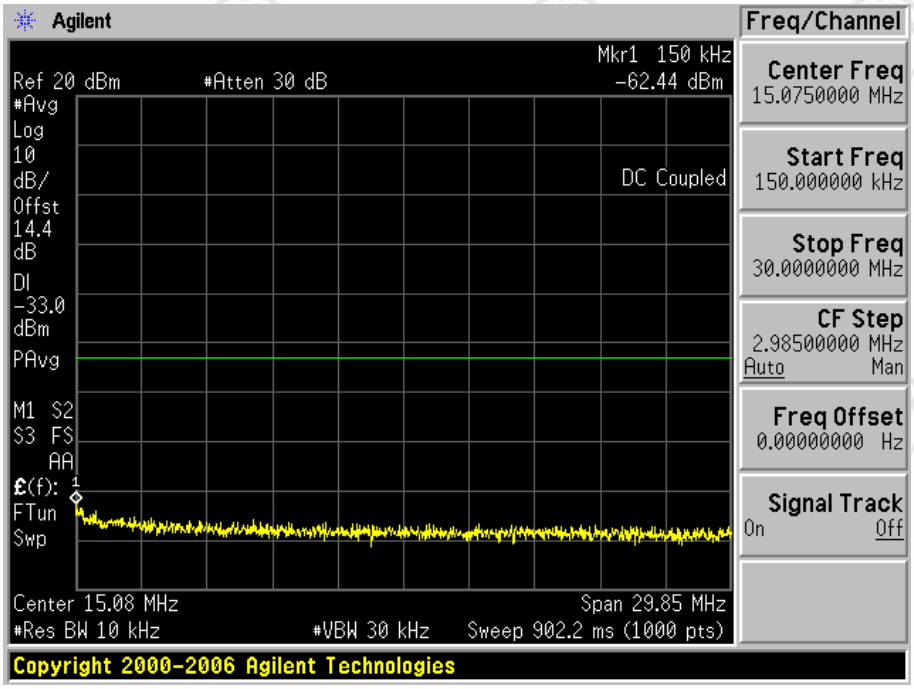

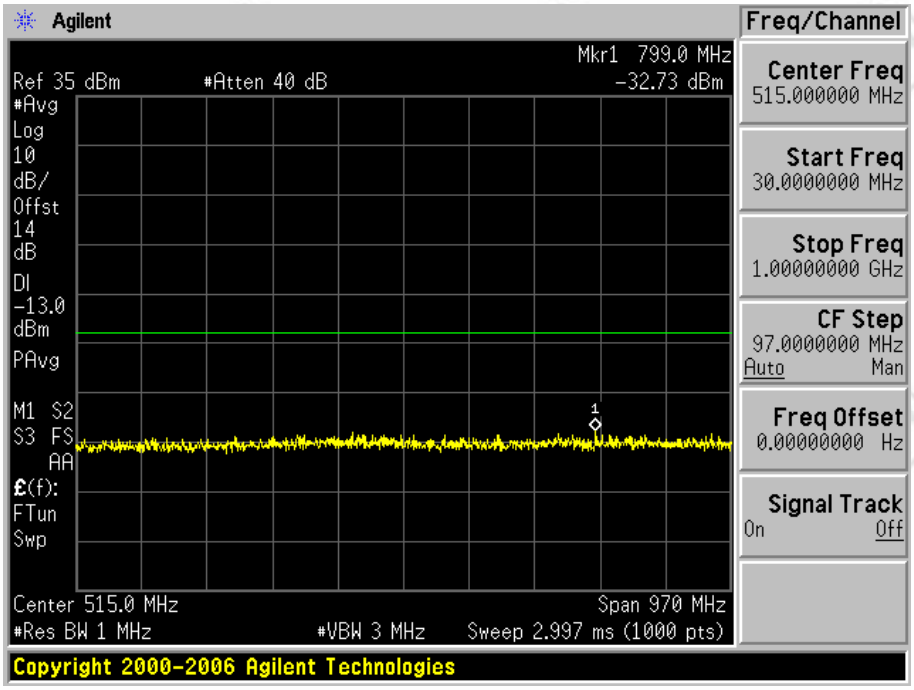
Agilent
Freq/Channel
Mkr1 799.0 MHz
Ref 35 dBm
#Atten 40 dB
-32.73 dBm
#Avg
Log
10
dB/
Offst
14
dB
Dl
-13.0
dBm
PAvg
M1 S2
S3 FS
AA
£(f):
FTun
Swp
Center 515.0 MHz
Span 970 MHz
#Res BW 1 MHz
#VBW 3 MHz
Sweep 2.997 ms (1000 pts)
Center Freq
515.000000 MHz
Start Freq
30.0000000 MHz
Stop Freq
1.00000000 GHz
CF Step
97.0000000 MHz
Auto
Man
Freq Offset
0.00000000 Hz
Signal Track
On
Off
Copyright 2000-2006 Agilent Technologies

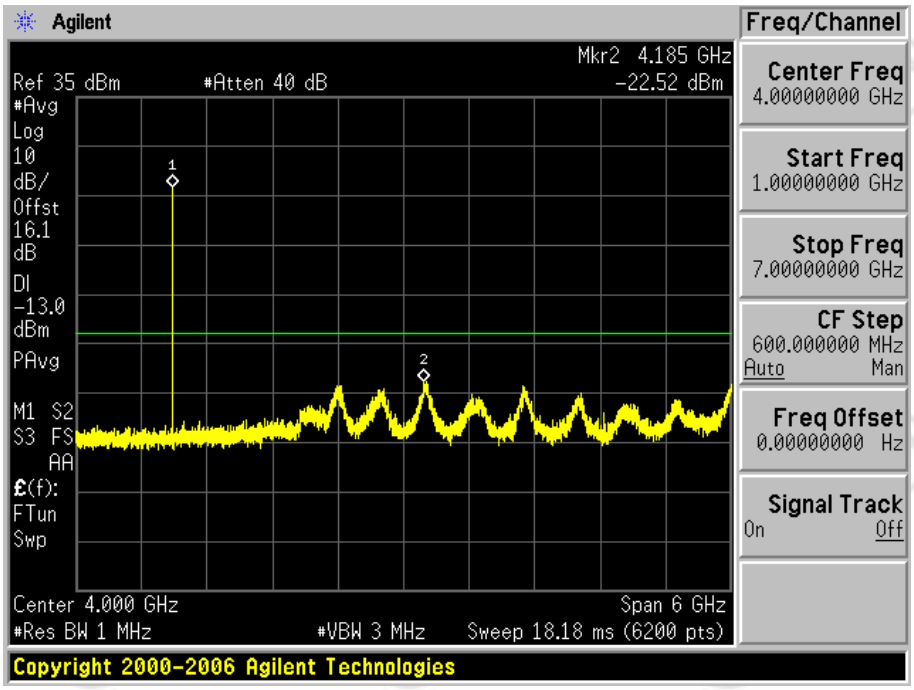
Agilent
Freq/Channel
Mkr2 4.185 GHz
Ref 35 dBm
#Atten 40 dB
-22.52 dBm
#Avg
Log
10
dB/
Offst
16.1
dB
Dl
-13.0
dBm
PAvg
M1 S2
S3 FS
AA
£(f):
FTun
Swp
Center 4.000 GHz
Span 6 GHz
#Res BW 1 MHz
#VBW 3 MHz
Sweep 18.18 ms (6200 pts)
Center Freq
4.00000000 GHz
Start Freq
1.00000000 GHz
Stop Freq
7.00000000 GHz
CF Step
600.000000 MHz
Auto
Man
Freq Offset
0.00000000 Hz
Signal Track
On
Off
Copyright 2000-2006 Agilent Technologies

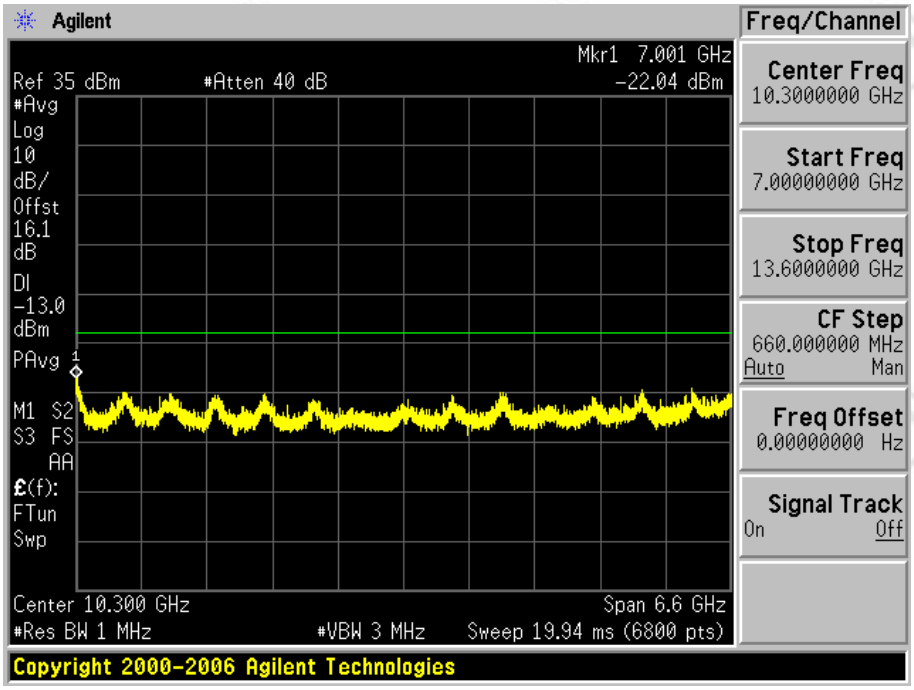
Agilent
Freq/Channel
Mkr1 7.001 GHz
Ref 35 dBm
#Atten 40 dB
-22.04 dBm
#Avg
Log
10
dB/
Offst
16.1
dB
Dl
-13.0
dBm
PAvg
M1 S2
S3 FS
AA
£(f):
FTun
Swp
Center 10.300 GHz
Span 6.6 GHz
#Res BW 1 MHz
#VBW 3 MHz
Sweep 19.94 ms (6800 pts)
Center Freq
10.3000000 GHz
Start Freq
7.00000000 GHz
Stop Freq
13.6000000 GHz
CF Step
660.000000 MHz
Auto
Man
Freq Offset
0.00000000 Hz
Signal Track
On
Off
Copyright 2000-2006 Agilent Technologies

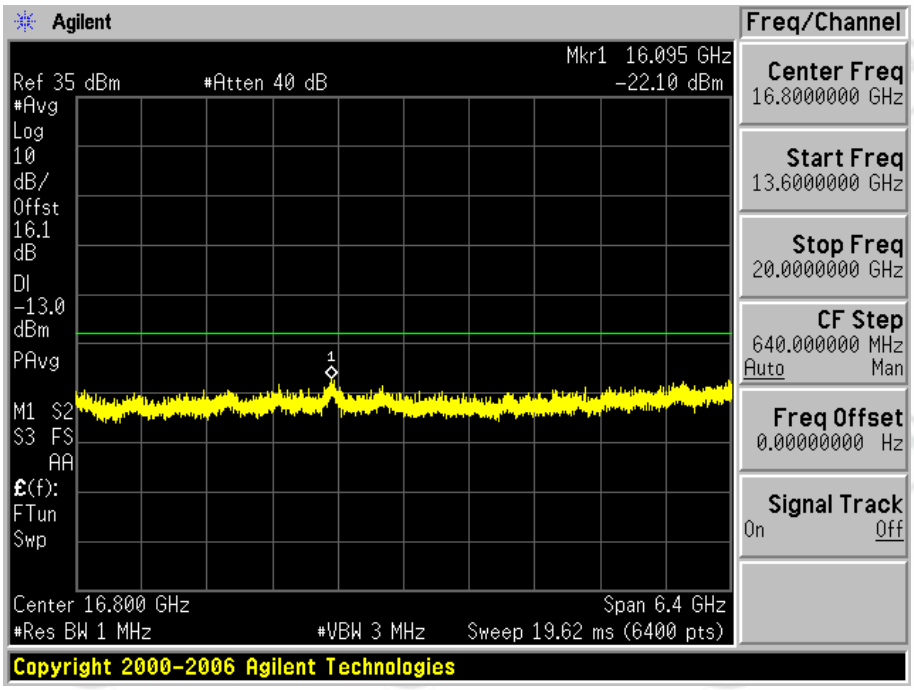
Agilent
Freq/Channel
Mkr1 16.095 GHz
Ref 35 dBm
#Atten 40 dB
-22.10 dBm
#Avg
Log
10
dB/
Offst
16.1
dB
Dl
-13.0
dBm
PAvg
M1 S2
S3 FS
AA
£(f):
FTun
Swp
Center 16.800 GHz
Span 6.4 GHz
#Res BW 1 MHz
#VBW 3 MHz
Sweep 19.62 ms (6400 pts)
Center Freq
16.8000000 GHz
Start Freq
13.6000000 GHz
Stop Freq
20.0000000 GHz
CF Step
640.000000 MHz
Auto
Man
Freq Offset
0.00000000 Hz
Signal Track
On
Off
Copyright 2000-2006 Agilent Technologies

1.2.3.3 Test Channel=HCH

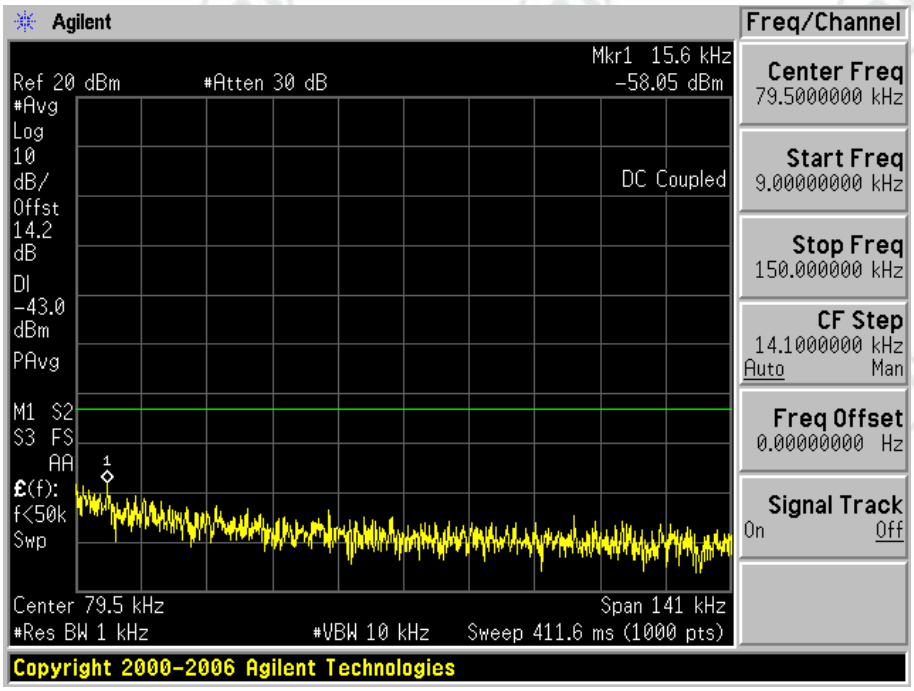

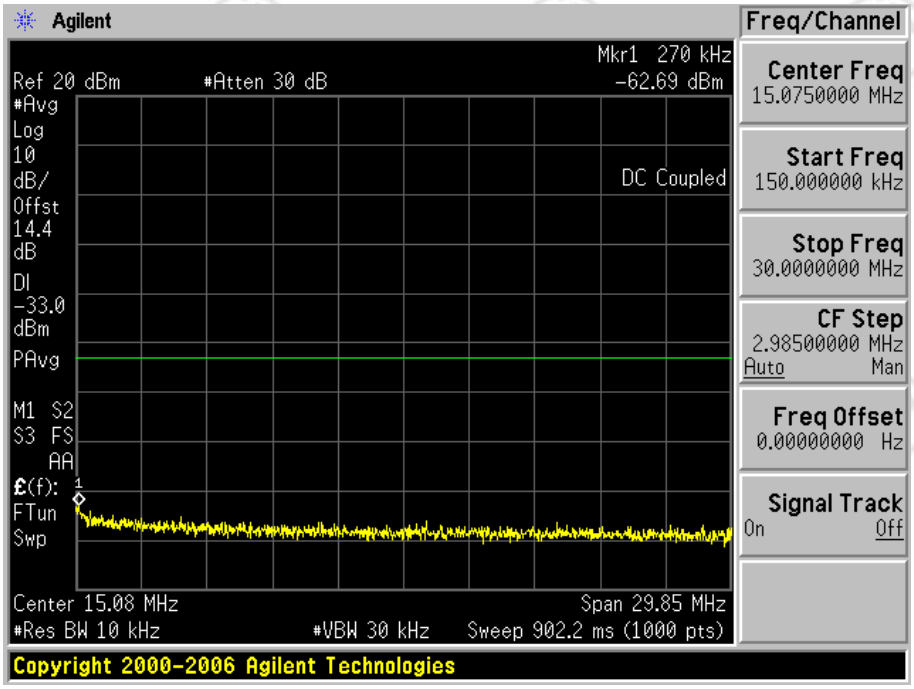

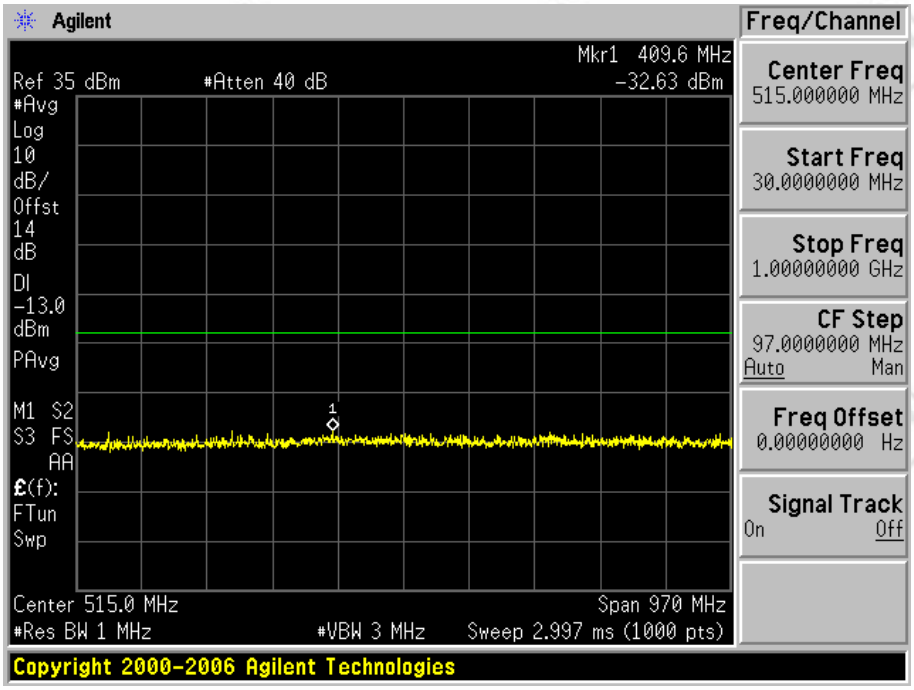
Agilent
Freq/Channel
Mkr1 409.6 MHz
Ref 35 dBm
#Atten 40 dB
-32.63 dBm
#Avg
Log
10
dB/
Offst
14
dB
Dl
-13.0
dBm
PAvg
M1 S2
S3 FS
AA
£(f):
FTun
Swp
Center 515.0 MHz
Span 970 MHz
#Res BW 1 MHz
#VBW 3 MHz
Sweep 2.997 ms (1000 pts)
Center Freq
515.000000 MHz
Start Freq
30.0000000 MHz
Stop Freq
1.00000000 GHz
CF Step
97.0000000 MHz
Auto Man
Freq Offset
0.00000000 Hz
Signal Track
On Off
Copyright 2000-2006 Agilent Technologies

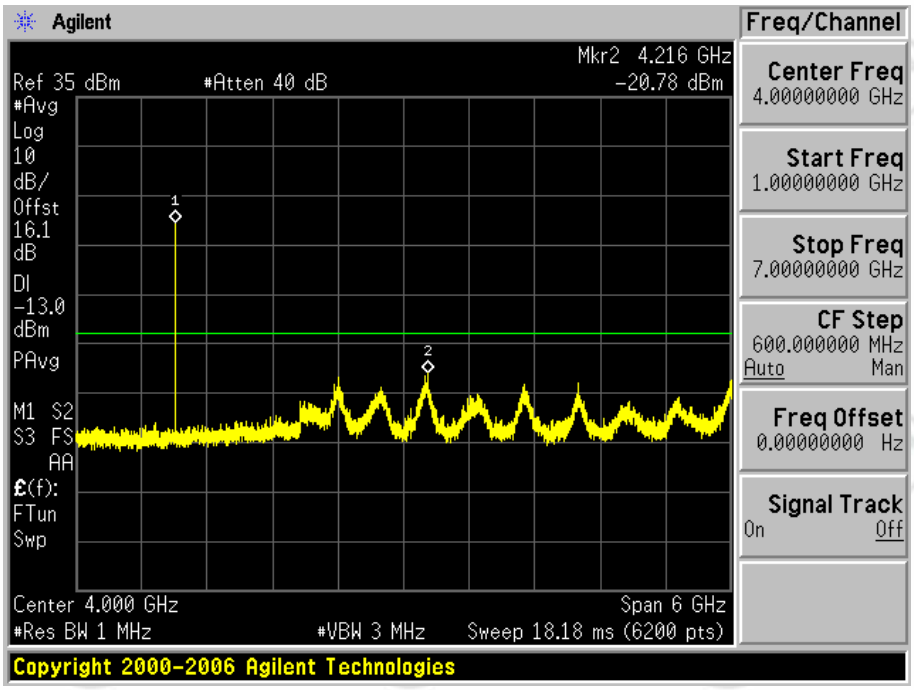
Agilent
Freq/Channel
Mkr2 4.216 GHz
Ref 35 dBm
#Atten 40 dB
-20.78 dBm
#Avg
Log
10
dB/
Offst
16.1
dB
Dl
-13.0
dBm
PAvg
M1 S2
S3 FS
AA
£(f):
FTun
Swp
Center 4.000 GHz
Span 6 GHz
#Res BW 1 MHz
#VBW 3 MHz
Sweep 18.18 ms (6200 pts)
Center Freq
4.00000000 GHz
Start Freq
1.00000000 GHz
Stop Freq
7.00000000 GHz
CF Step
600.000000 MHz
Auto Man
Freq Offset
0.00000000 Hz
Signal Track
On Off
Copyright 2000-2006 Agilent Technologies

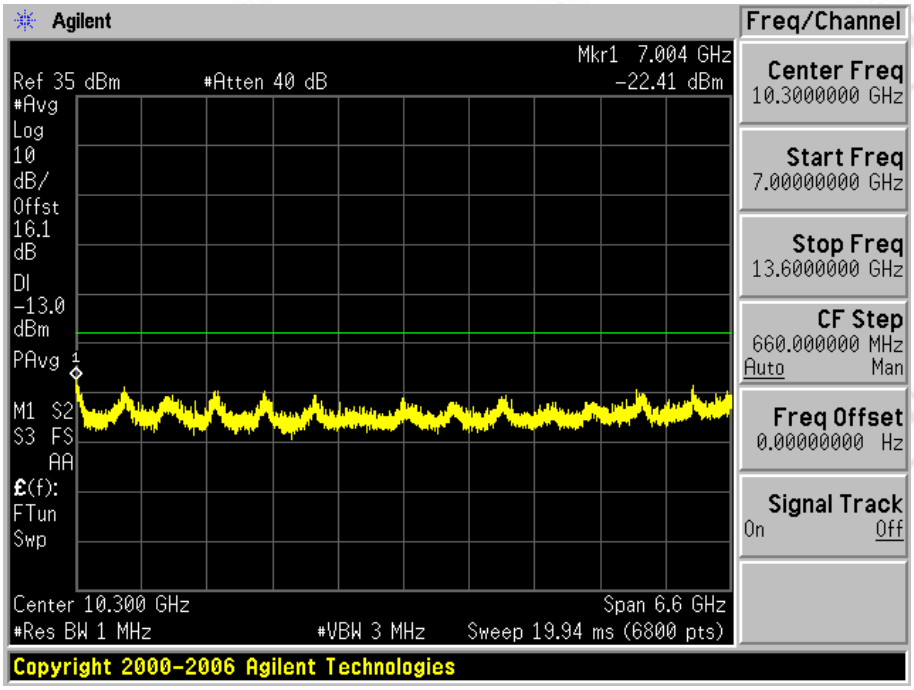
Agilent
Freq/Channel
Mkr1 7.004 GHz
Ref 35 dBm
#Atten 40 dB
-22.41 dBm
#Avg
Log
10
dB/
Offst
16.1
dB
Dl
-13.0
dBm
PAvg
M1 S2
S3 FS
AA
£(f):
FTun
Swp
Center 10.300 GHz
Span 6.6 GHz
#Res BW 1 MHz
#VBW 3 MHz
Sweep 19.94 ms (6800 pts)
Center Freq
10.3000000 GHz
Start Freq
7.00000000 GHz
Stop Freq
13.6000000 GHz
CF Step
660.000000 MHz
Auto
Man
Freq Offset
0.00000000 Hz
Signal Track
On
Off
Copyright 2000-2006 Agilent Technologies

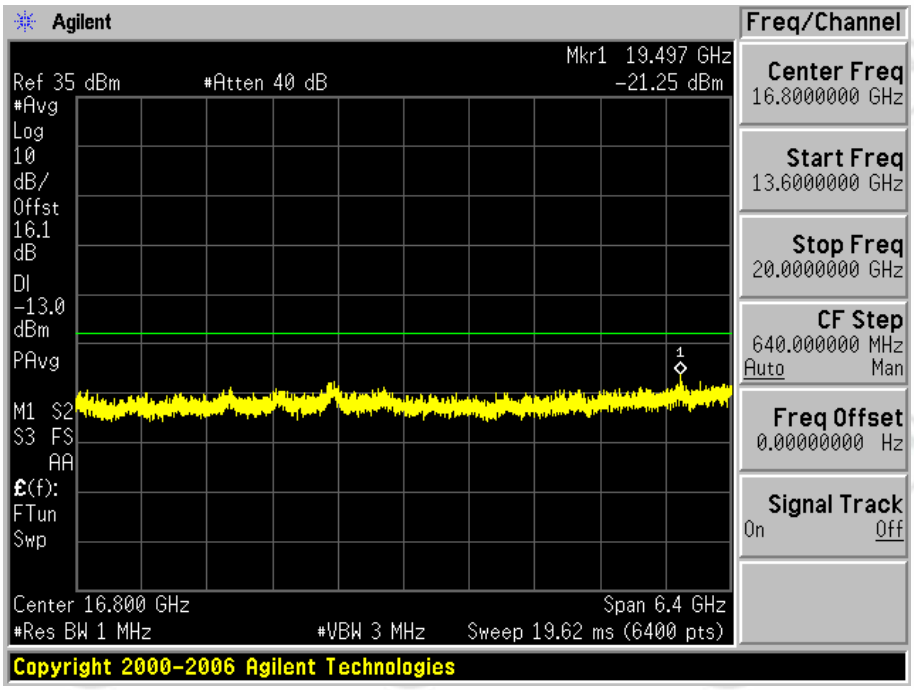
Agilent
Freq/Channel
Mkr1 19.497 GHz
Ref 35 dBm
#Atten 40 dB
-21.25 dBm
#Avg
Log
10
dB/
Offst
16.1
dB
Dl
-13.0
dBm
PAvg
M1 S2
S3 FS
AA
£(f):
FTun
Swp
Center 16.800 GHz
Span 6.4 GHz
#Res BW 1 MHz
#VBW 3 MHz
Sweep 19.62 ms (6400 pts)
Center Freq
16.8000000 GHz
Start Freq
13.6000000 GHz
Stop Freq
20.0000000 GHz
CF Step
640.000000 MHz
Auto
Man
Freq Offset
0.00000000 Hz
Signal Track
On
Off
Copyright 2000-2006 Agilent Technologies

2 For WCDMA

2.1 Test Band=WCDMA850

2.1.1 Test Mode=UMTS/TM1

2.1.1.1 Test Channel=LCH

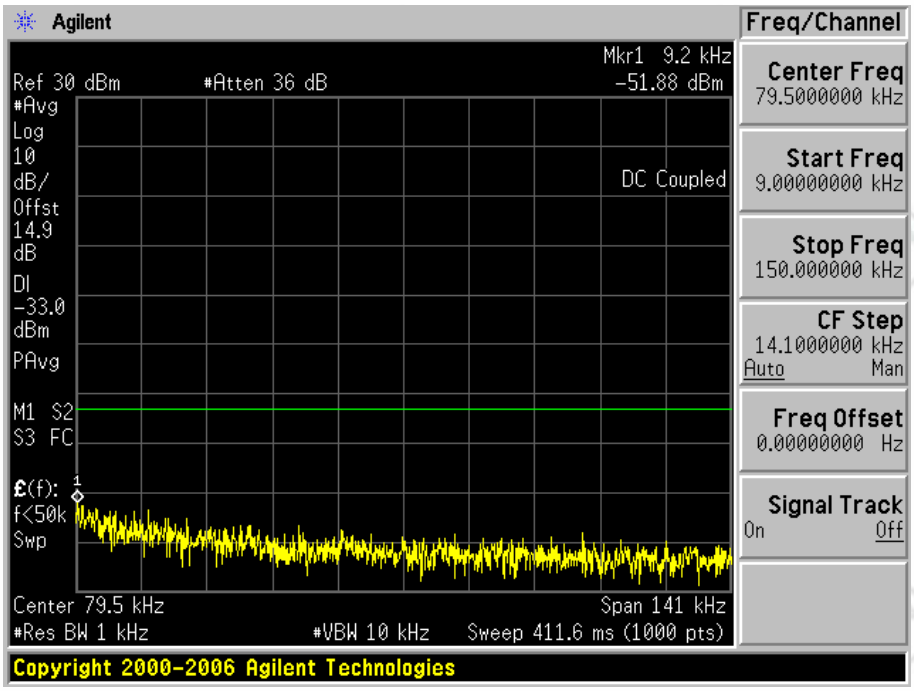

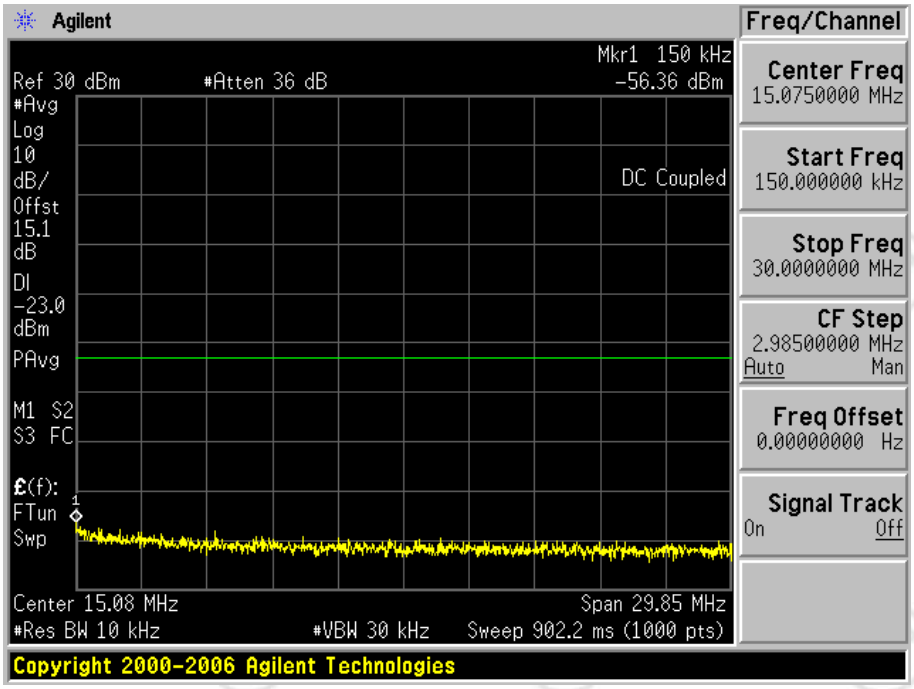

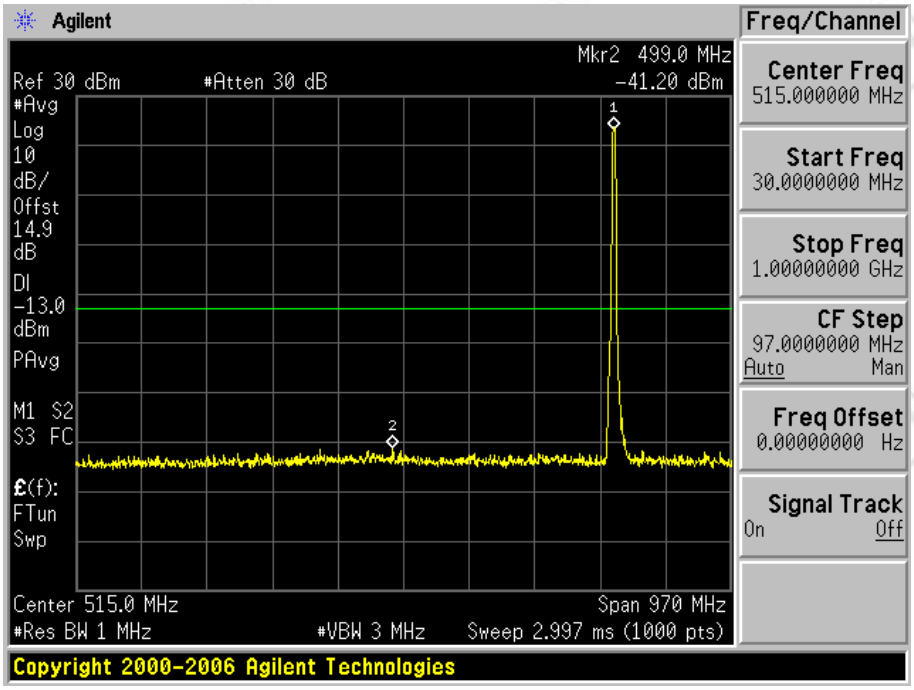
Agilent
Freq/Channel
Mkr2 499.0 MHz
Ref 30 dBm
#Atten 30 dB
-41.20 dBm
#Avg
Log
10
dB/
Offst
14.9
dB
Dl
-13.0
dBm
PAvg
M1 S2
S3 FC
£(f):
FTun
Swp
Center 515.0 MHz
Span 970 MHz
#Res BW 1 MHz
#VBW 3 MHz
Sweep 2.997 ms (1000 pts)
Center Freq
515.000000 MHz
Start Freq
30.0000000 MHz
Stop Freq
1.00000000 GHz
CF Step
97.0000000 MHz
Auto Man
Freq Offset
0.00000000 Hz
Signal Track
On Off
Copyright 2000-2006 Agilent Technologies

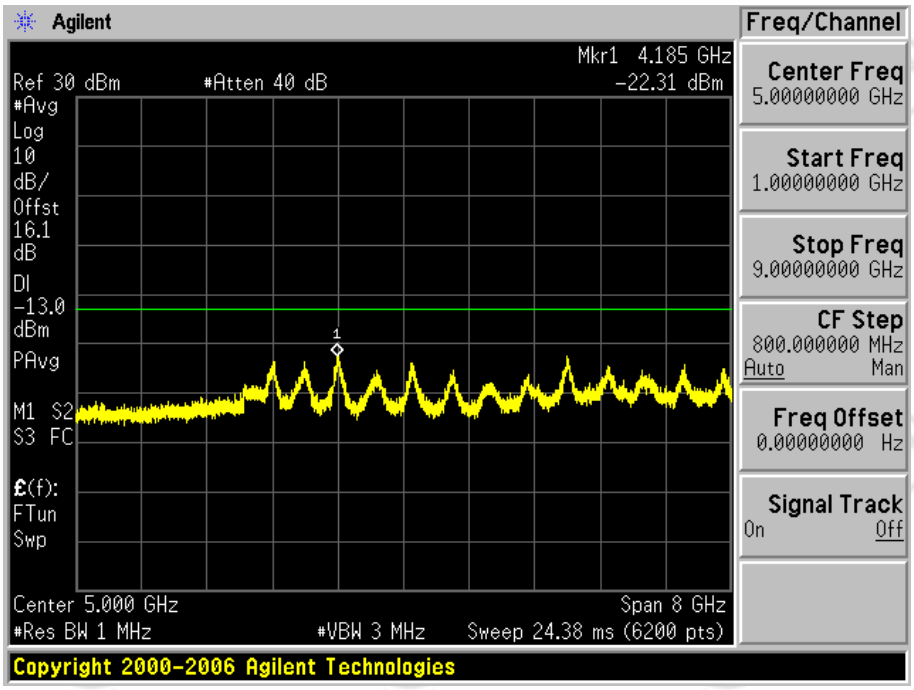
Agilent
Freq/Channel
Mkr1 4.185 GHz
Ref 30 dBm
#Atten 40 dB
-22.31 dBm
#Avg
Log
10
dB/
Offst
16.1
dB
Dl
-13.0
dBm
PAvg
M1 S2
S3 FC
£(f):
FTun
Swp
Center 5.000 GHz
Span 8 GHz
#Res BW 1 MHz
#VBW 3 MHz
Sweep 24.38 ms (6200 pts)
Center Freq
5.00000000 GHz
Start Freq
1.00000000 GHz
Stop Freq
9.00000000 GHz
CF Step
800.000000 MHz
Auto Man
Freq Offset
0.00000000 Hz
Signal Track
On Off
Copyright 2000-2006 Agilent Technologies

2.1.1.2 Test Channel=MCH

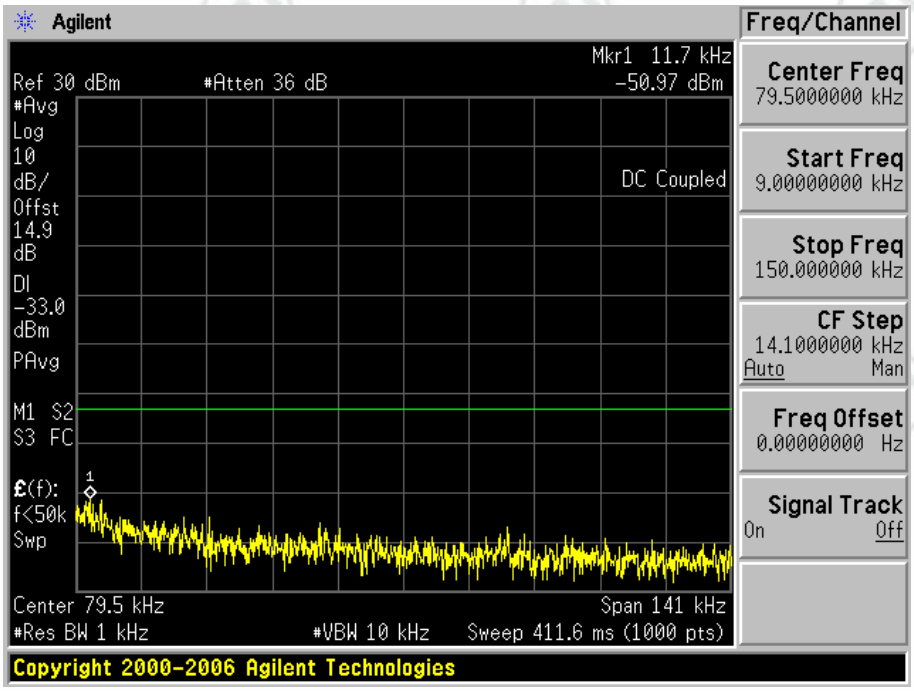

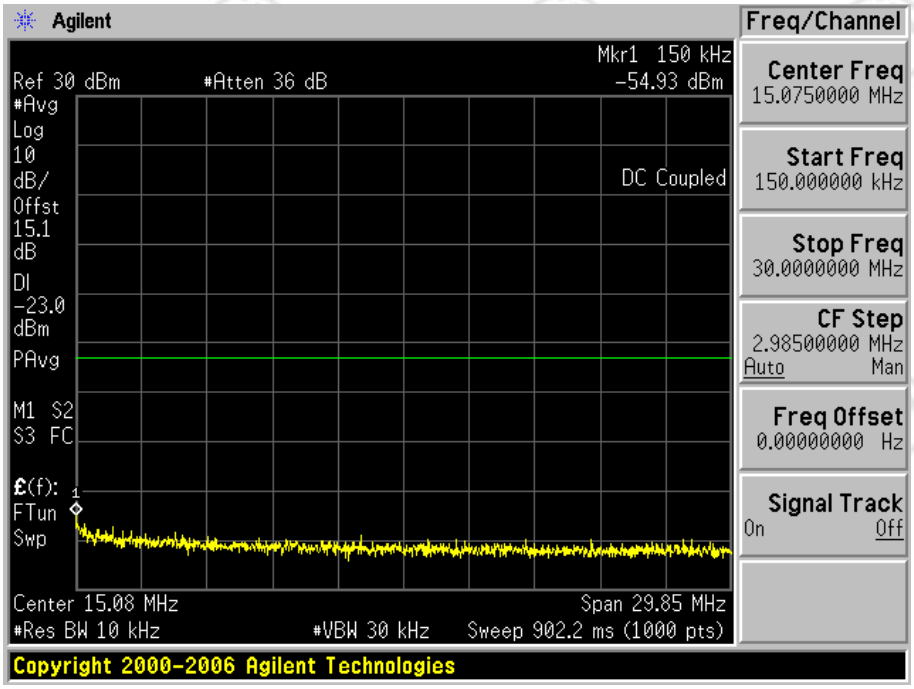

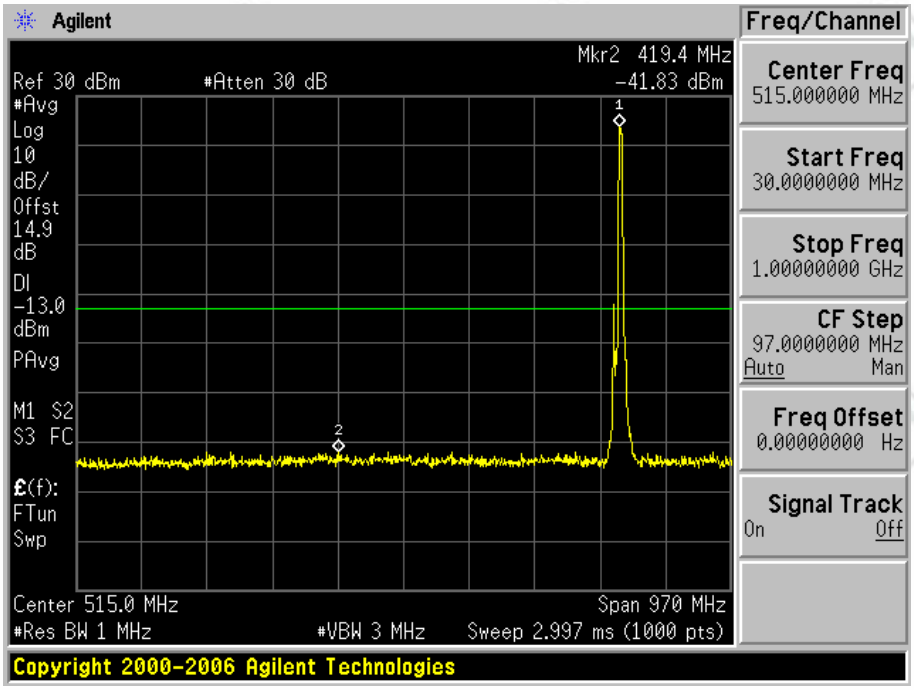
Agilent
Freq/Channel
Mkr2 419.4 MHz
Ref 30 dBm
#Atten 30 dB
-41.83 dBm
#Avg
Log
10
dB/
Offst
14.9
dB
Dl
-13.0
dBm
PAvg
M1 S2
S3 FC
£(f):
FTun
Swp
Center 515.0 MHz
Span 970 MHz
#Res BW 1 MHz
#VBW 3 MHz
Sweep 2.997 ms (1000 pts)
Center Freq
515.000000 MHz
Start Freq
30.0000000 MHz
Stop Freq
1.00000000 GHz
CF Step
97.0000000 MHz
Auto Man
Freq Offset
0.00000000 Hz
Signal Track
On Off
Copyright 2000-2006 Agilent Technologies

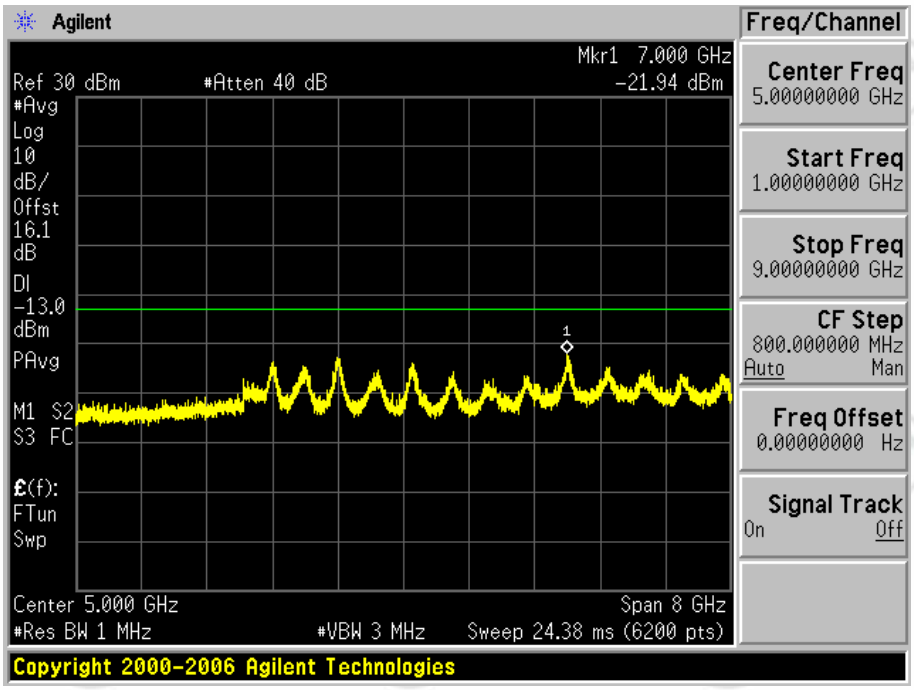
Agilent
Freq/Channel
Mkr1 7.000 GHz
Ref 30 dBm
#Atten 40 dB
-21.94 dBm
#Avg
Log
10
dB/
Offst
16.1
dB
Dl
-13.0
dBm
PAvg
M1 S2
S3 FC
£(f):
FTun
Swp
Center 5.000 GHz
Span 8 GHz
#Res BW 1 MHz
#VBW 3 MHz
Sweep 24.38 ms (6200 pts)
Center Freq
5.00000000 GHz
Start Freq
1.00000000 GHz
Stop Freq
9.00000000 GHz
CF Step
800.000000 MHz
Auto Man
Freq Offset
0.00000000 Hz
Signal Track
On Off
Copyright 2000-2006 Agilent Technologies

2.1.1.3 Test Channel=HCH

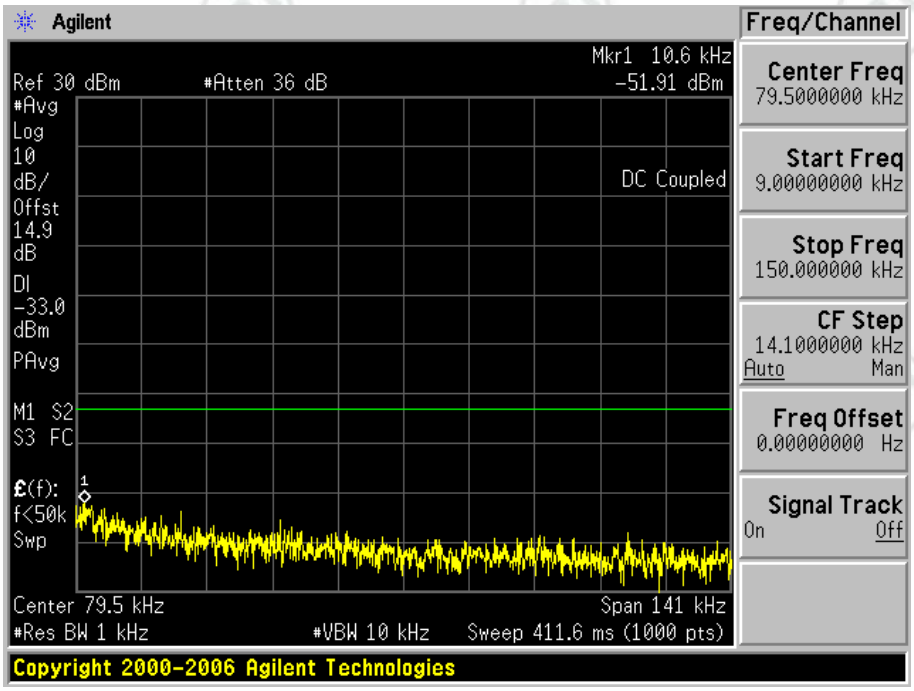

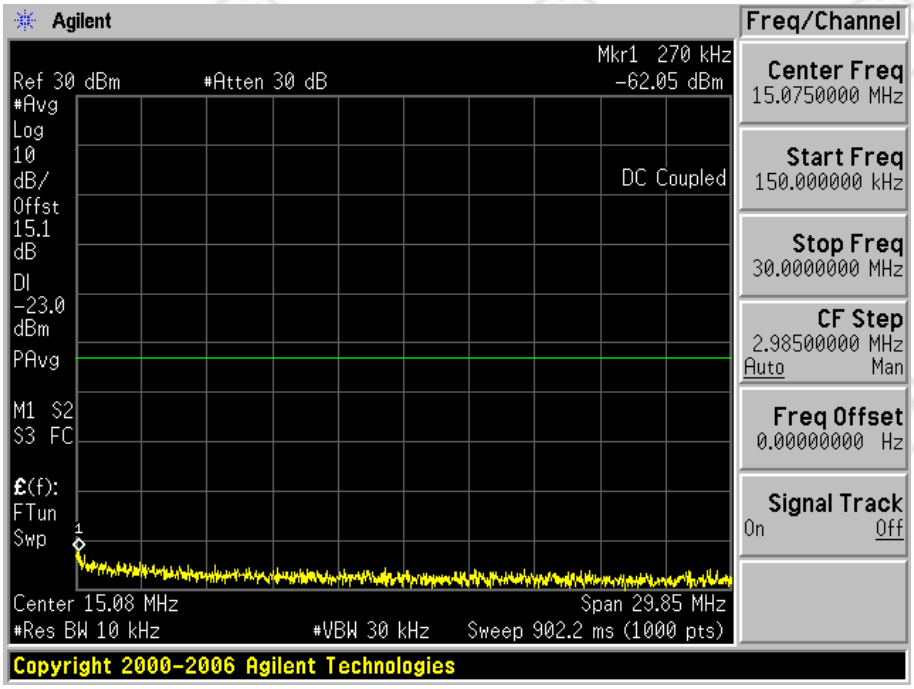

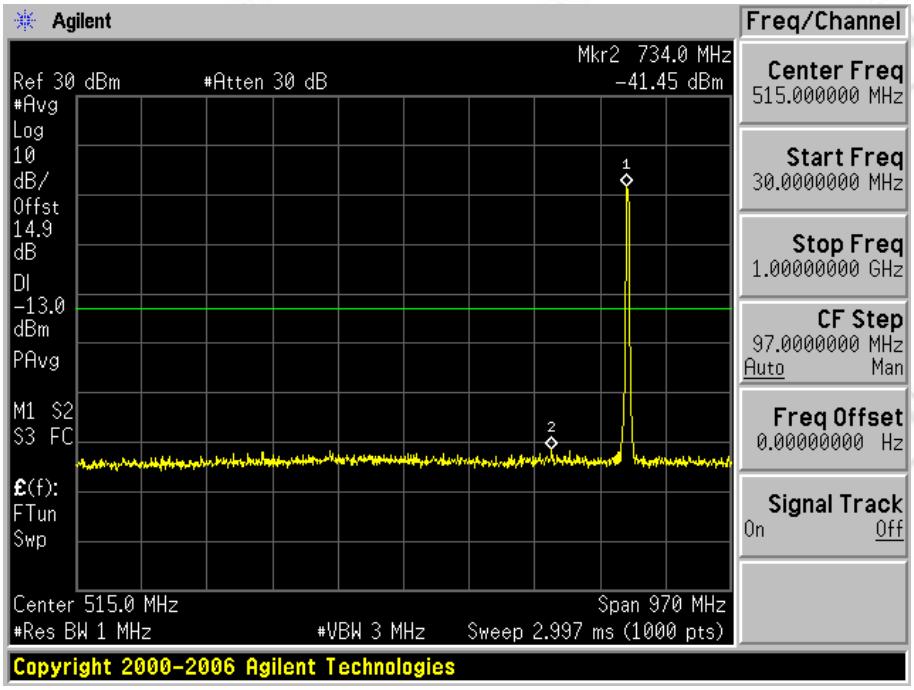
Agilent
Freq/Channel
Mkr2 734.0 MHz
Ref 30 dBm
#Atten 30 dB
-41.45 dBm
#Avg
Log
10
dB/
Offst
14.9
dB
Dl
-13.0
dBm
PAvg
M1 S2
S3 FC
£(f):
FTun
Swp
Center 515.0 MHz
Span 970 MHz
#Res BW 1 MHz
#VBW 3 MHz
Sweep 2.997 ms (1000 pts)
Center Freq
515.000000 MHz
Start Freq
30.0000000 MHz
Stop Freq
1.00000000 GHz
CF Step
97.0000000 MHz
Auto Man
Freq Offset
0.00000000 Hz
Signal Track
On Off
Copyright 2000-2006 Agilent Technologies

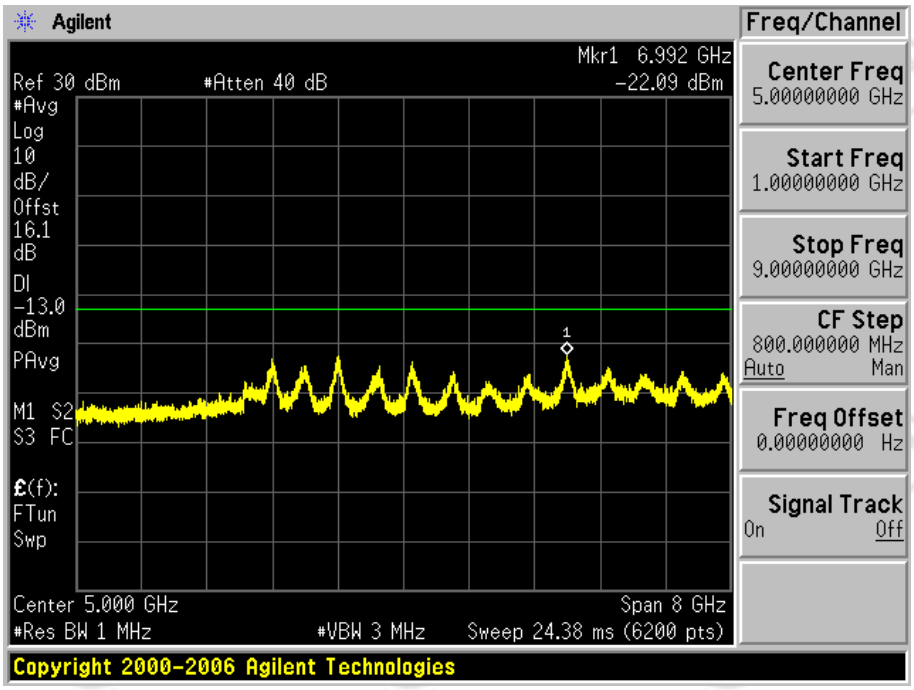
Agilent
Freq/Channel
Mkr1 6.992 GHz
Ref 30 dBm
#Atten 40 dB
-22.09 dBm
#Avg
Log
10
dB/
Offst
16.1
dB
Dl
-13.0
dBm
PAvg
M1 S2
S3 FC
£(f):
FTun
Swp
Center 5.000 GHz
Span 8 GHz
#Res BW 1 MHz
#VBW 3 MHz
Sweep 24.38 ms (6200 pts)
Center Freq
5.00000000 GHz
Start Freq
1.00000000 GHz
Stop Freq
9.00000000 GHz
CF Step
800.000000 MHz
Auto Man
Freq Offset
0.00000000 Hz
Signal Track
On Off
Copyright 2000-2006 Agilent Technologies

2.1.2 Test Mode=UMTS/TM2

2.1.2.1 Test Channel=LCH

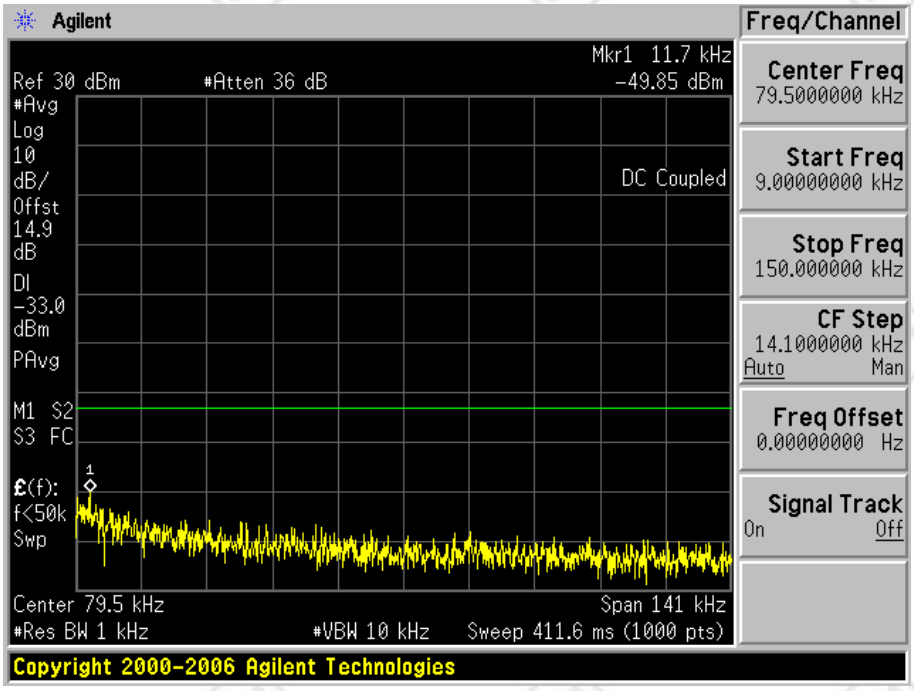

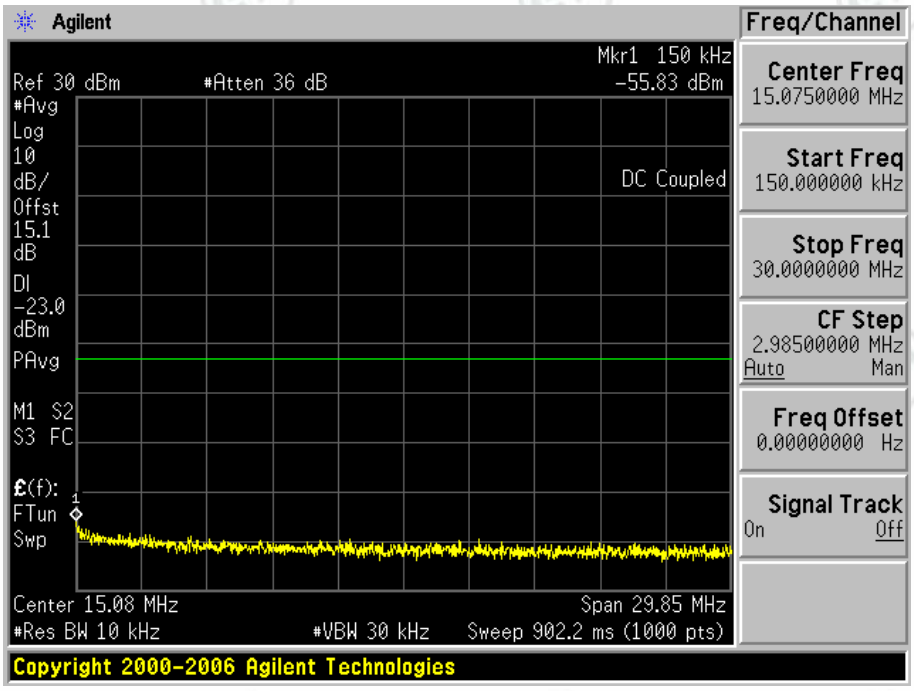

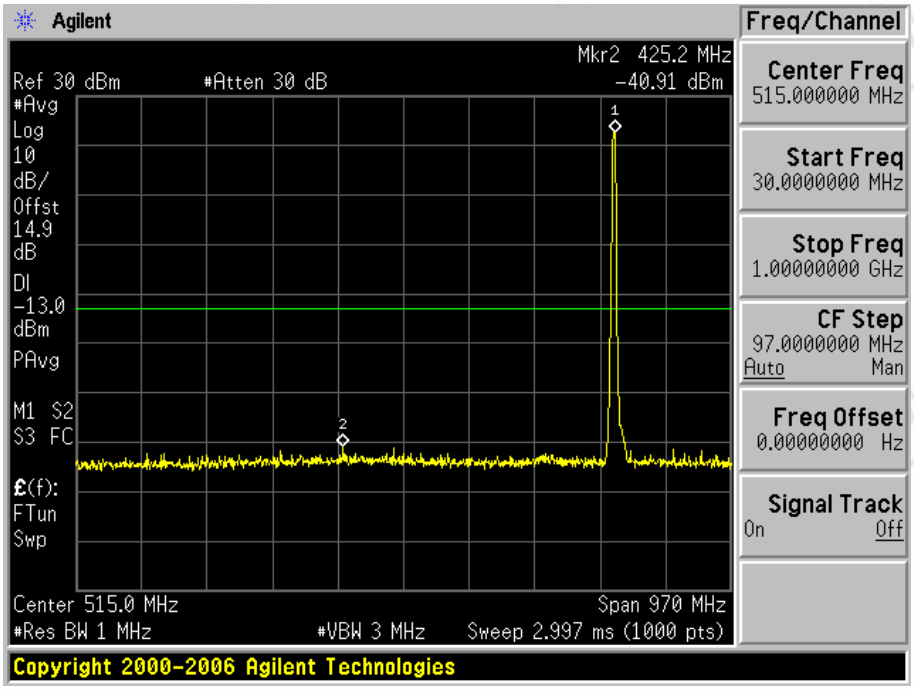
Agilent
Freq/Channel
Mkr2 425.2 MHz
Ref 30 dBm
#Atten 30 dB
-40.91 dBm
#Avg
Log
10
dB/
Offst
14.9
dB
Dl
-13.0
dBm
PAvg
M1 S2
S3 FC
£(f):
FTun
Swp
Center 515.0 MHz
Span 970 MHz
#Res BW 1 MHz
#VBW 3 MHz
Sweep 2.997 ms (1000 pts)
Center Freq
515.000000 MHz
Start Freq
30.0000000 MHz
Stop Freq
1.00000000 GHz
CF Step
97.0000000 MHz
Auto Man
Freq Offset
0.00000000 Hz
Signal Track
On Off
Copyright 2000-2006 Agilent Technologies

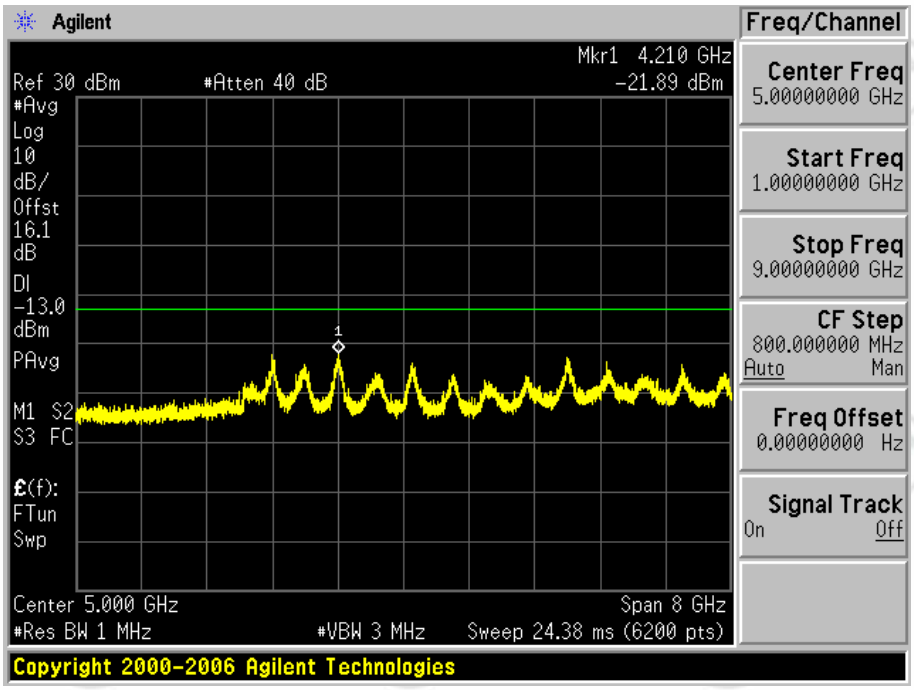
Agilent
Freq/Channel
Mkr1 4.210 GHz
Ref 30 dBm
#Atten 40 dB
-21.89 dBm
#Avg
Log
10
dB/
Offst
16.1
dB
Dl
-13.0
dBm
PAvg
M1 S2
S3 FC
£(f):
FTun
Swp
Center 5.000 GHz
Span 8 GHz
#Res BW 1 MHz
#VBW 3 MHz
Sweep 24.38 ms (6200 pts)
Center Freq
5.00000000 GHz
Start Freq
1.00000000 GHz
Stop Freq
9.00000000 GHz
CF Step
800.000000 MHz
Auto Man
Freq Offset
0.00000000 Hz
Signal Track
On Off
Copyright 2000-2006 Agilent Technologies

2.1.2.2 Test Channel=MCH

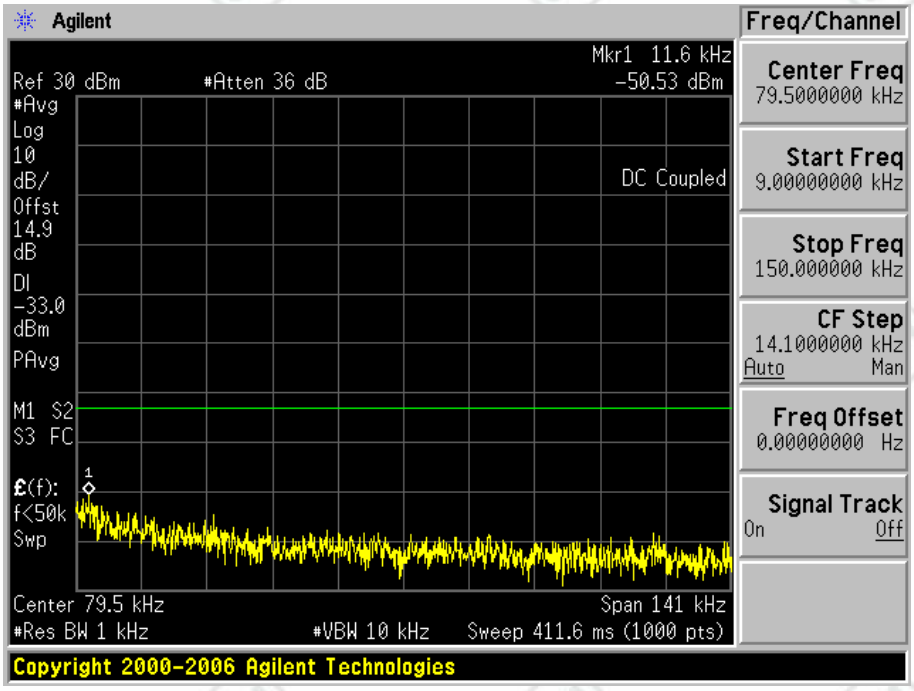

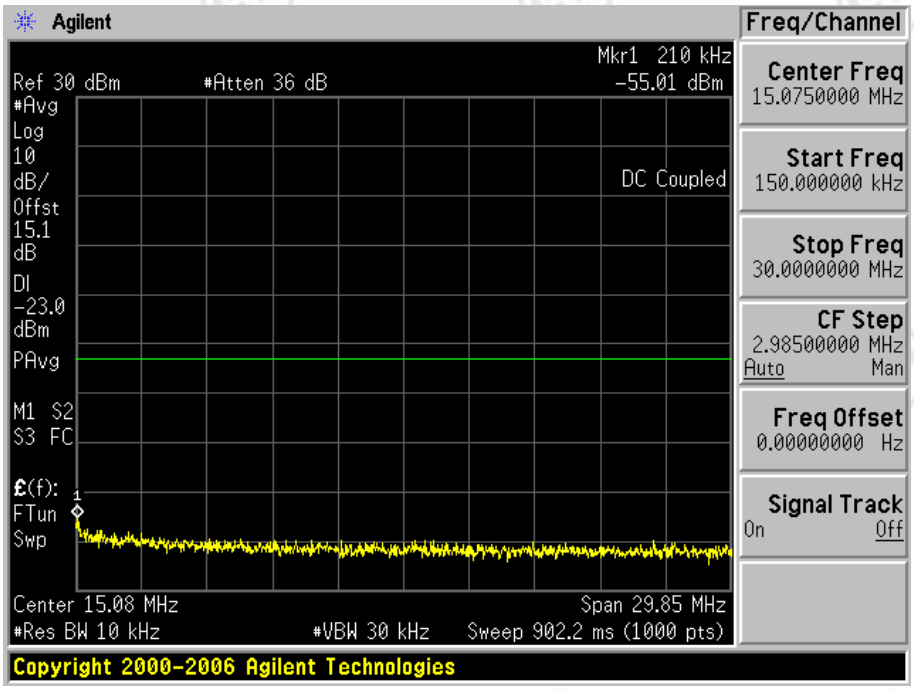

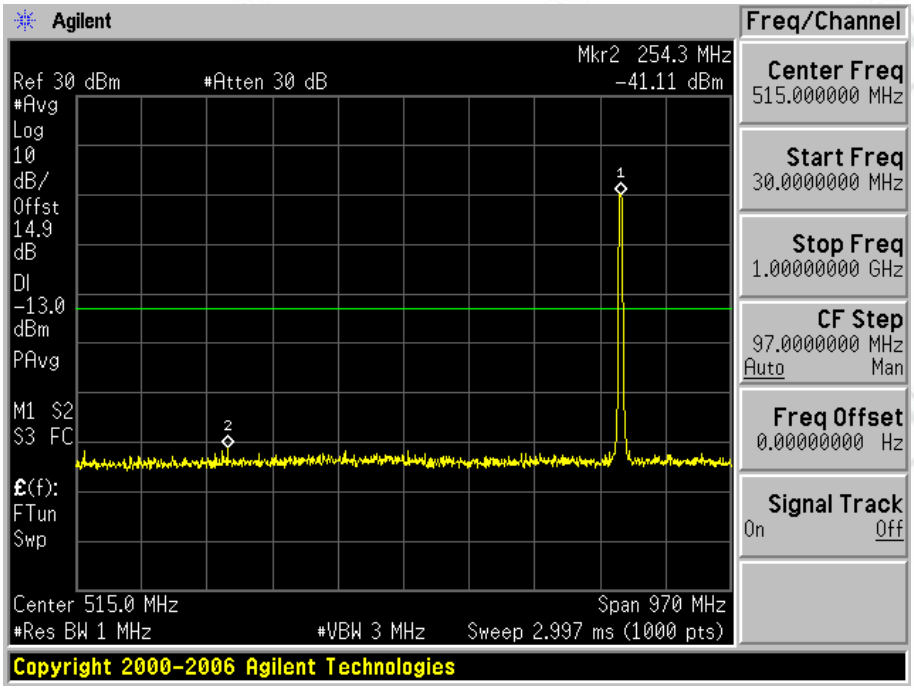
Agilent
Freq/Channel
Mkr2 254.3 MHz
Ref 30 dBm
#Atten 30 dB
-41.11 dBm
#Avg
Log
10
dB/
Offst
14.9
dB
Dl
-13.0
dBm
PAvg
M1 S2
S3 FC
£(f):
FTun
Swp
Center 515.0 MHz
Span 970 MHz
#Res BW 1 MHz
#VBW 3 MHz
Sweep 2.997 ms (1000 pts)
Center Freq
515.000000 MHz
Start Freq
30.0000000 MHz
Stop Freq
1.00000000 GHz
CF Step
97.0000000 MHz
Auto Man
Freq Offset
0.00000000 Hz
Signal Track
On Off
Copyright 2000-2006 Agilent Technologies

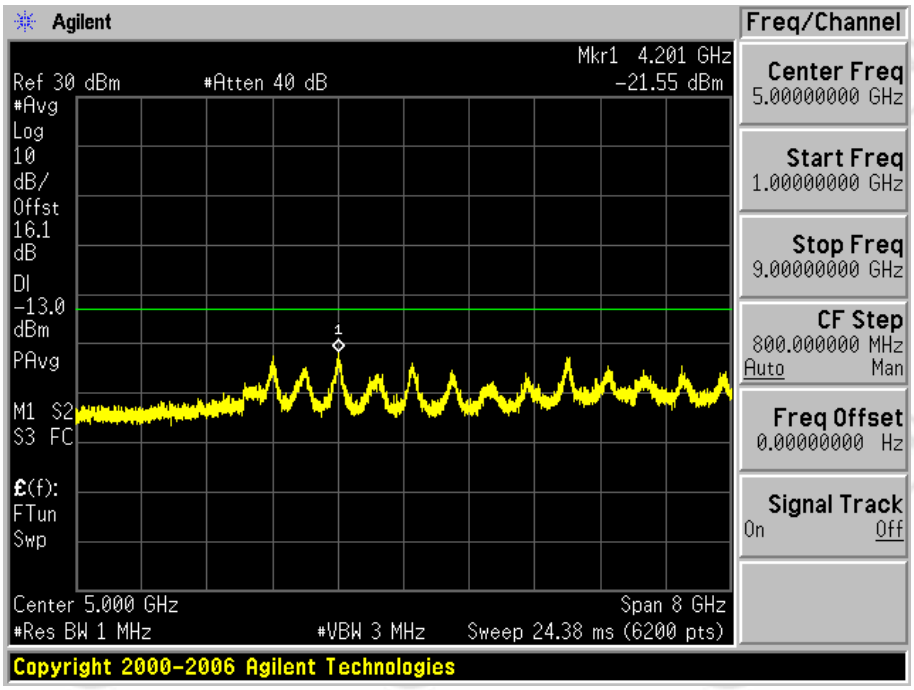
Agilent
Freq/Channel
Mkr1 4.201 GHz
Ref 30 dBm
#Atten 40 dB
-21.55 dBm
#Avg
Log
10
dB/
Offst
16.1
dB
Dl
-13.0
dBm
PAvg
M1 S2
S3 FC
£(f):
FTun
Swp
Center 5.000 GHz
Span 8 GHz
#Res BW 1 MHz
#VBW 3 MHz
Sweep 24.38 ms (6200 pts)
Center Freq
5.00000000 GHz
Start Freq
1.00000000 GHz
Stop Freq
9.00000000 GHz
CF Step
800.000000 MHz
Auto Man
Freq Offset
0.00000000 Hz
Signal Track
On Off
Copyright 2000-2006 Agilent Technologies

2.1.2.3 Test Channel=HCH

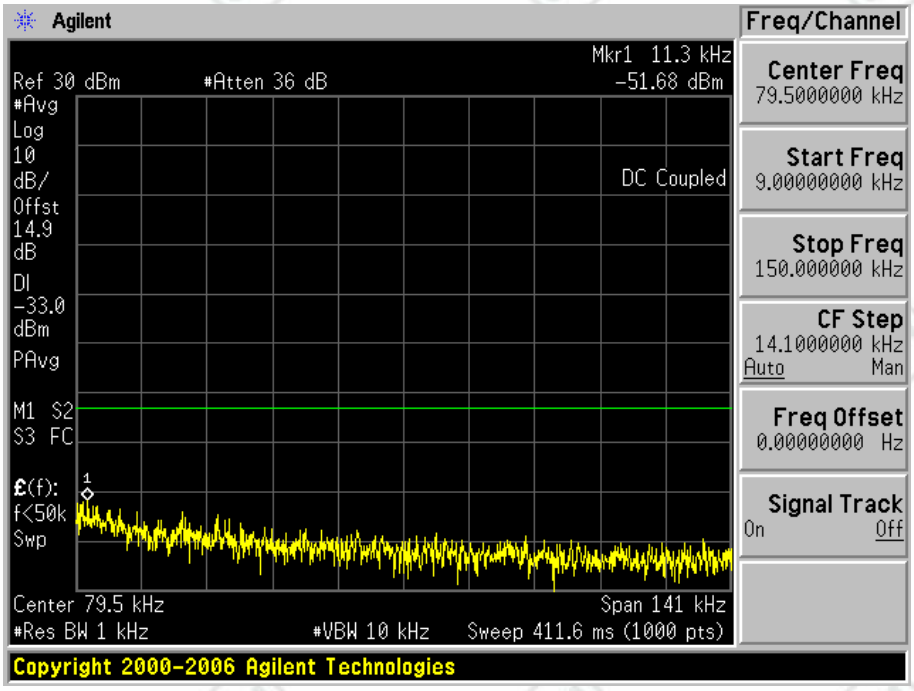

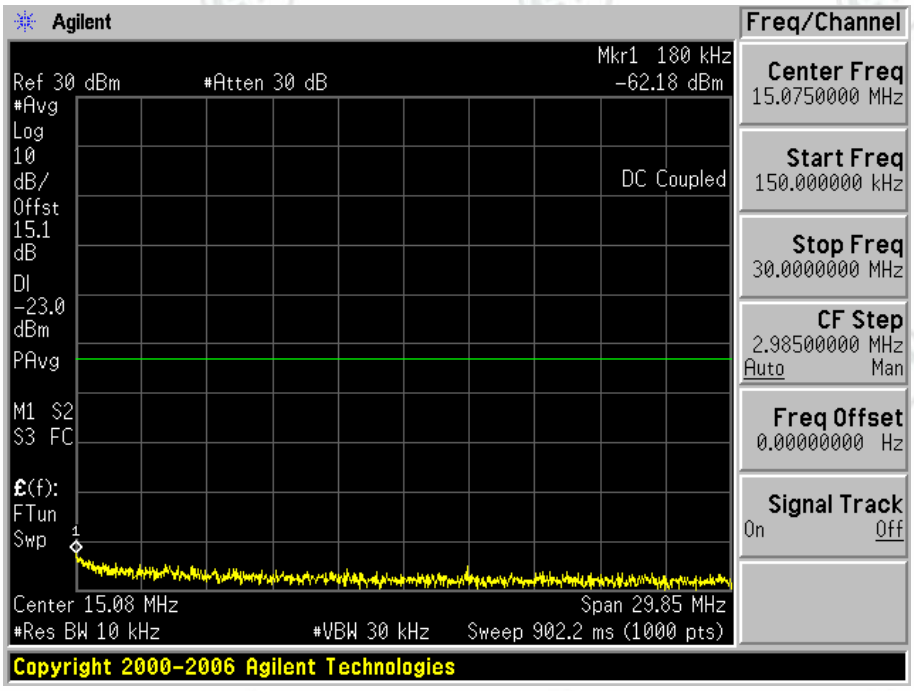

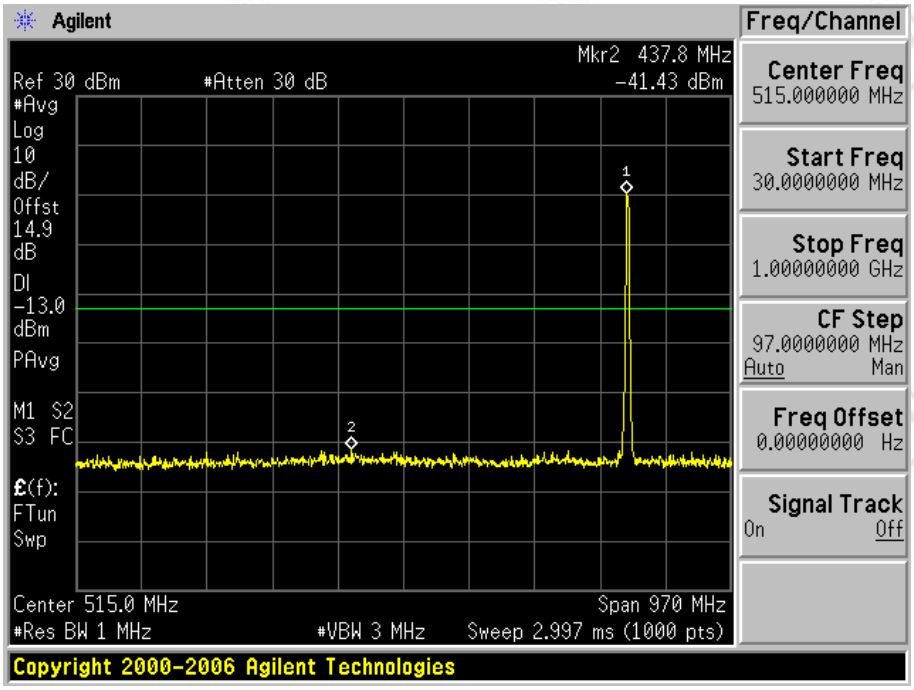
Agilent
Freq/Channel
Mkr2 437.8 MHz
Ref 30 dBm
#Atten 30 dB
-41.43 dBm
#Avg
Log
10
dB/
Offst
14.9
dB
Dl
-13.0
dBm
PAvg
M1 S2
S3 FC
£(f):
FTun
Swp
Center Freq
515.000000 MHz
Start Freq
30.0000000 MHz
Stop Freq
1.00000000 GHz
CF Step
97.0000000 MHz
Auto Man
Freq Offset
0.00000000 Hz
Signal Track
On Off
Center 515.0 MHz
Span 970 MHz
#Res BW 1 MHz
#VBW 3 MHz
Sweep 2.997 ms (1000 pts)
Copyright 2000-2006 Agilent Technologies

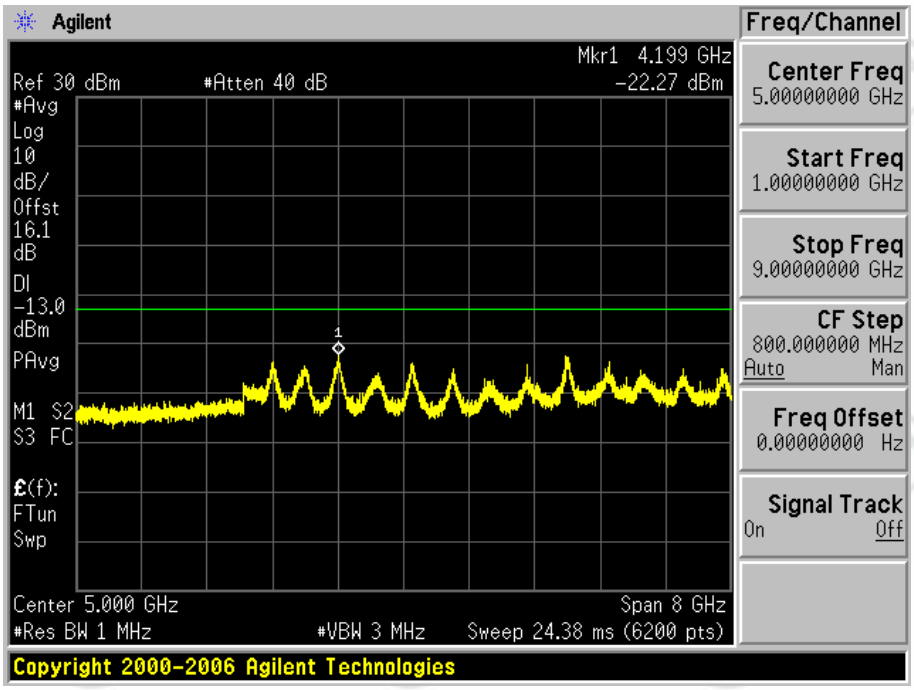
Agilent
Freq/Channel
Mkr1 4.199 GHz
Ref 30 dBm
#Atten 40 dB
-22.27 dBm
#Avg
Log
10
dB/
Offst
16.1
dB
Dl
-13.0
dBm
PAvg
M1 S2
S3 FC
£(f):
FTun
Swp
Center Freq
5.00000000 GHz
Start Freq
1.00000000 GHz
Stop Freq
9.00000000 GHz
CF Step
800.000000 MHz
Auto Man
Freq Offset
0.00000000 Hz
Signal Track
On Off
Center 5.000 GHz
Span 8 GHz
#Res BW 1 MHz
#VBW 3 MHz
Sweep 24.38 ms (6200 pts)
Copyright 2000-2006 Agilent Technologies

2.1.3 Test Mode=UMTS/TM3

2.1.3.1 Test Channel=LCH

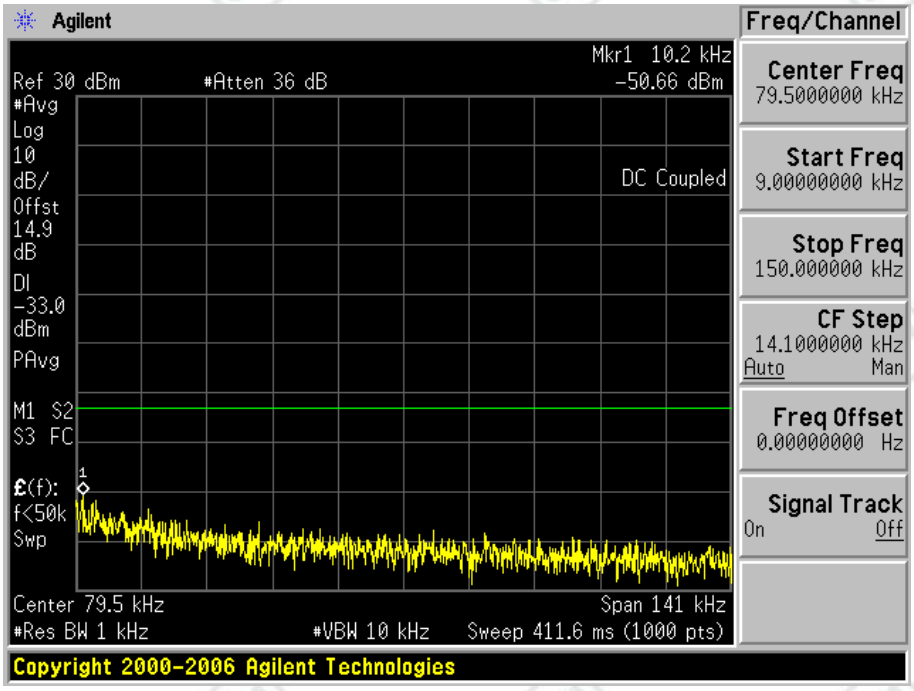

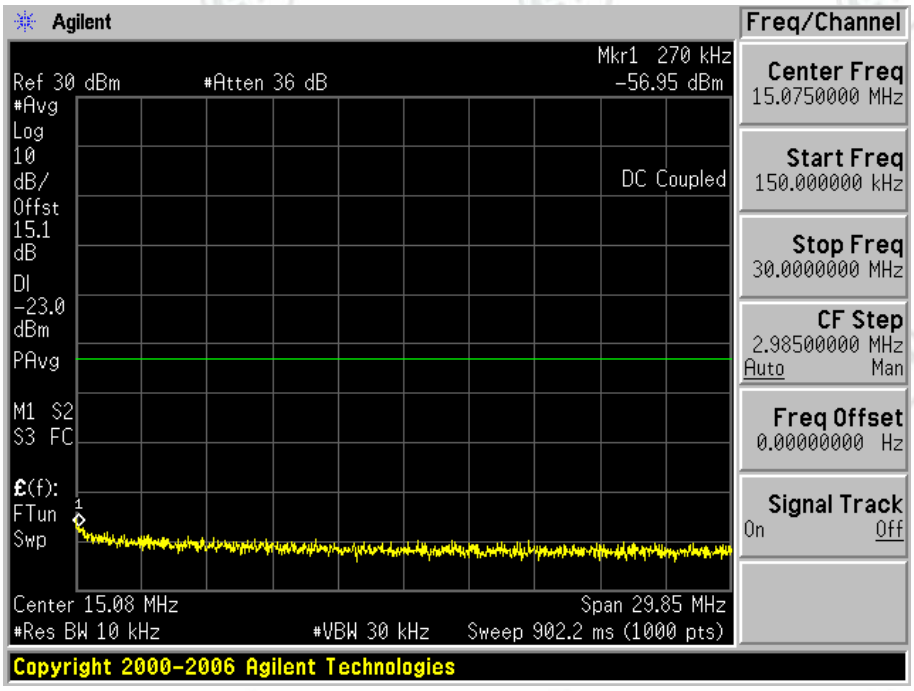

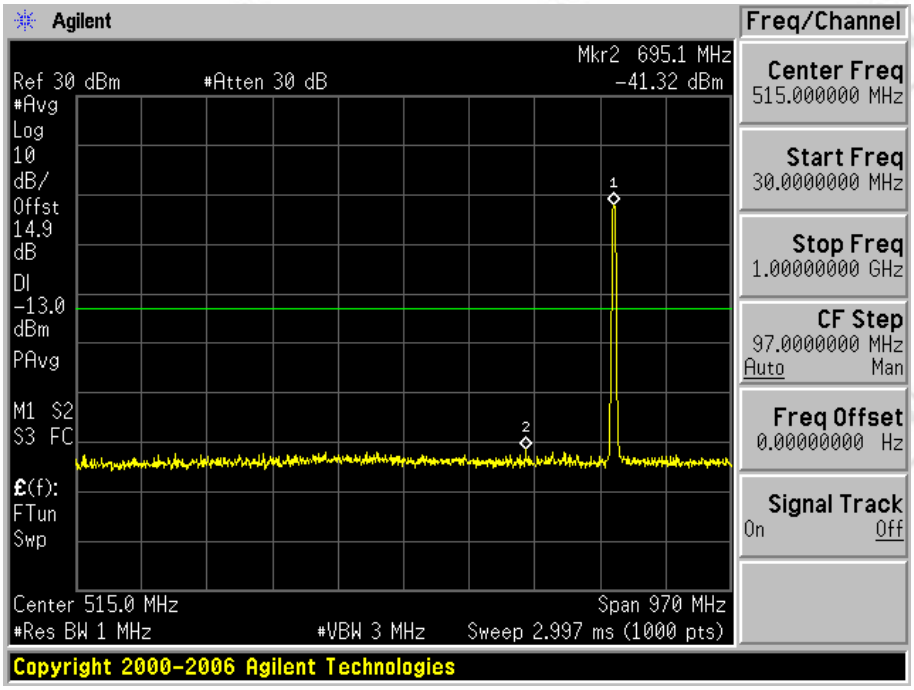
Agilent
Freq/Channel
Mkr2 695.1 MHz
Ref 30 dBm
#Atten 30 dB
-41.32 dBm
#Avg
Log
10
dB/
Offst
14.9
dB
Dl
-13.0
dBm
PAvg
M1 S2
S3 FC
£(f):
FTun
Swp
Center 515.0 MHz
Span 970 MHz
#Res BW 1 MHz
#VBW 3 MHz
Sweep 2.997 ms (1000 pts)
Center Freq
515.000000 MHz
Start Freq
30.0000000 MHz
Stop Freq
1.00000000 GHz
CF Step
97.0000000 MHz
Auto Man
Freq Offset
0.00000000 Hz
Signal Track
On Off
Copyright 2000-2006 Agilent Technologies

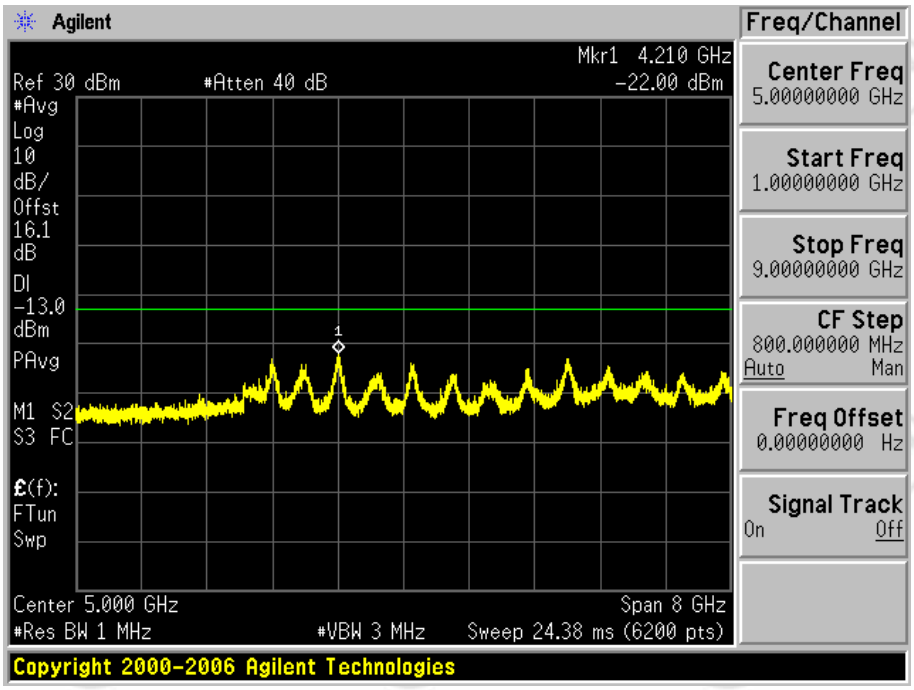
Agilent
Freq/Channel
Mkr1 4.210 GHz
Ref 30 dBm
#Atten 40 dB
-22.00 dBm
#Avg
Log
10
dB/
Offst
16.1
dB
Dl
-13.0
dBm
PAvg
M1 S2
S3 FC
£(f):
FTun
Swp
Center 5.000 GHz
Span 8 GHz
#Res BW 1 MHz
#VBW 3 MHz
Sweep 24.38 ms (6200 pts)
Center Freq
5.00000000 GHz
Start Freq
1.00000000 GHz
Stop Freq
9.00000000 GHz
CF Step
800.000000 MHz
Auto Man
Freq Offset
0.00000000 Hz
Signal Track
On Off
Copyright 2000-2006 Agilent Technologies

2.1.3.2 Test Channel=MCH

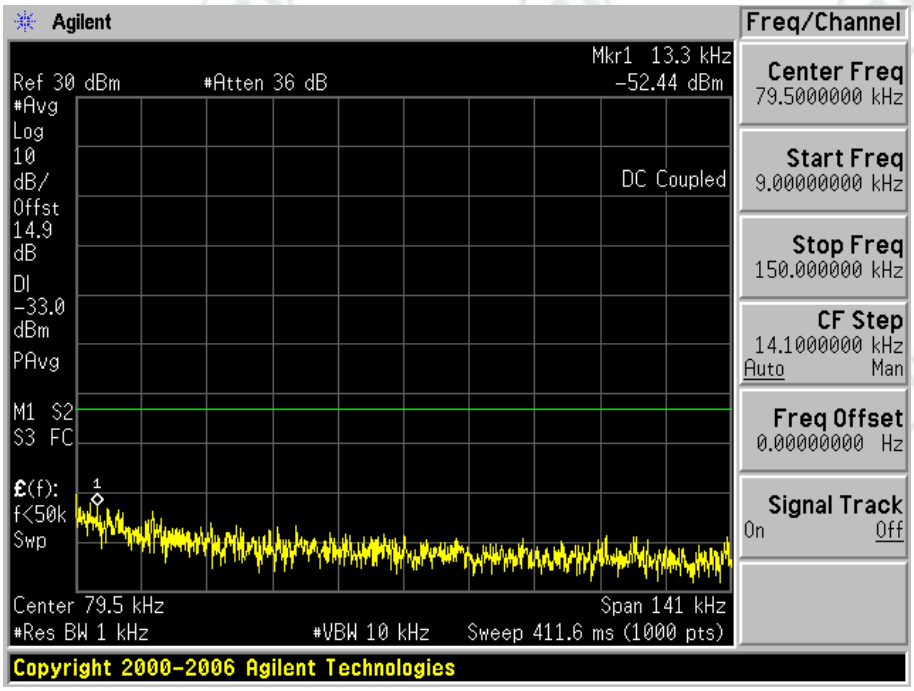

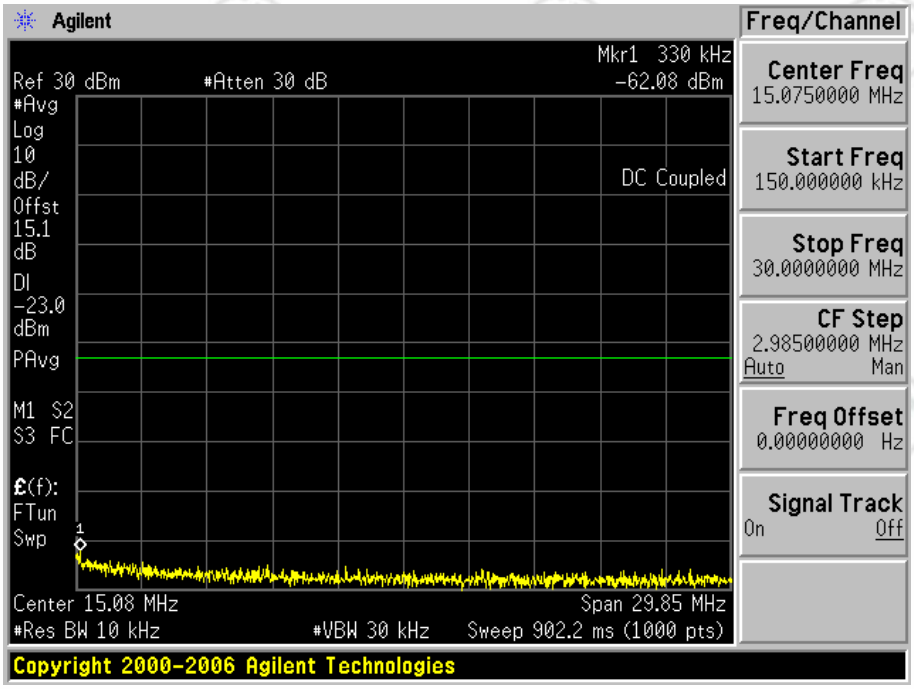

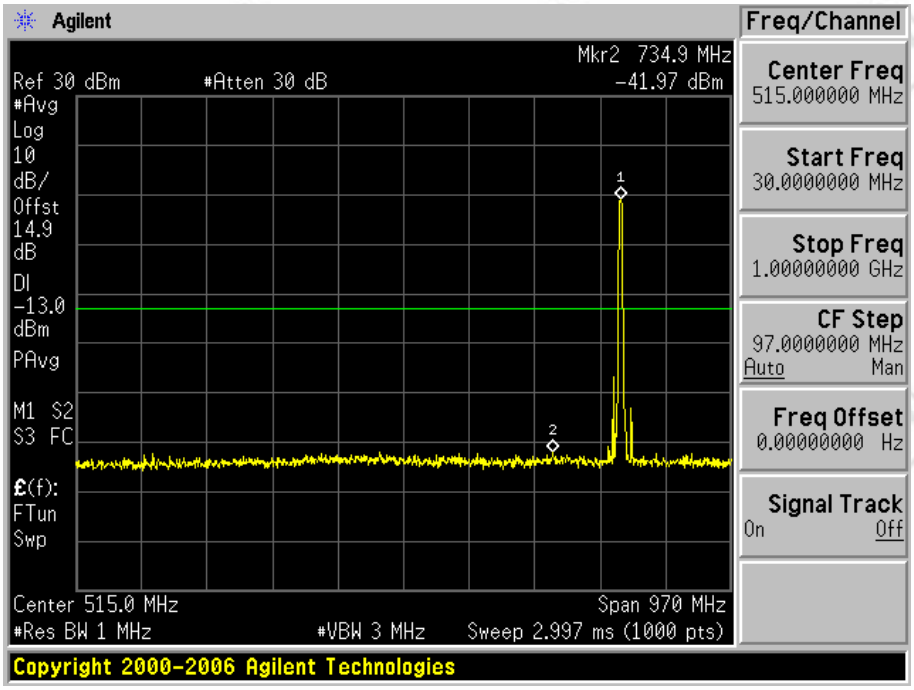
Agilent
Freq/Channel
Mkr2 734.9 MHz
Ref 30 dBm
#Atten 30 dB
-41.97 dBm
#Avg
Log
10
dB/
Offst
14.9
dB
Dl
-13.0
dBm
PAvg
M1 S2
S3 FC
£(f):
FTun
Swp
Center Freq
515.000000 MHz
Start Freq
30.0000000 MHz
Stop Freq
1.00000000 GHz
CF Step
97.0000000 MHz
Auto Man
Freq Offset
0.00000000 Hz
Signal Track
On Off
Center 515.0 MHz
Span 970 MHz
#Res BW 1 MHz
#VBW 3 MHz
Sweep 2.997 ms (1000 pts)
Copyright 2000-2006 Agilent Technologies

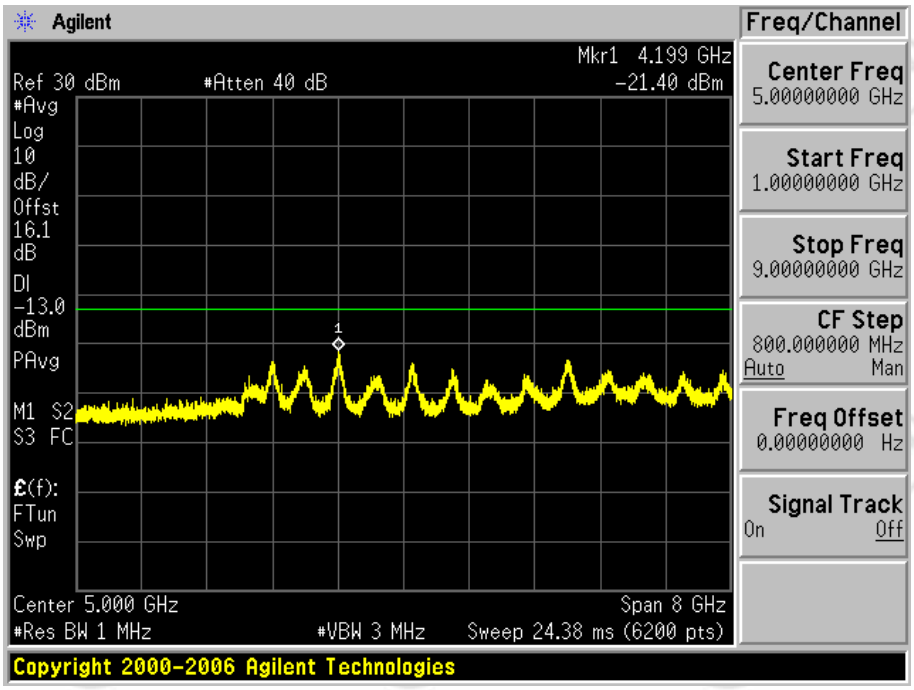
Agilent
Freq/Channel
Mkr1 4.199 GHz
Ref 30 dBm
#Atten 40 dB
-21.40 dBm
#Avg
Log
10
dB/
Offst
16.1
dB
Dl
-13.0
dBm
PAvg
M1 S2
S3 FC
£(f):
FTun
Swp
Center Freq
5.00000000 GHz
Start Freq
1.00000000 GHz
Stop Freq
9.00000000 GHz
CF Step
800.000000 MHz
Auto Man
Freq Offset
0.00000000 Hz
Signal Track
On Off
Center 5.000 GHz
Span 8 GHz
#Res BW 1 MHz
#VBW 3 MHz
Sweep 24.38 ms (6200 pts)
Copyright 2000-2006 Agilent Technologies

2.1.3.3 Test Channel=HCH

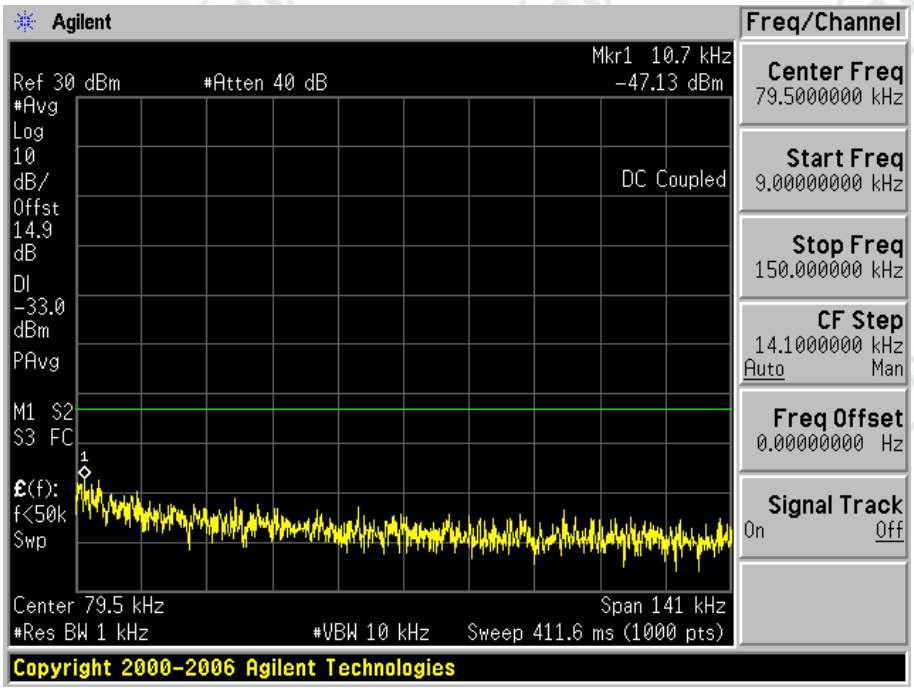

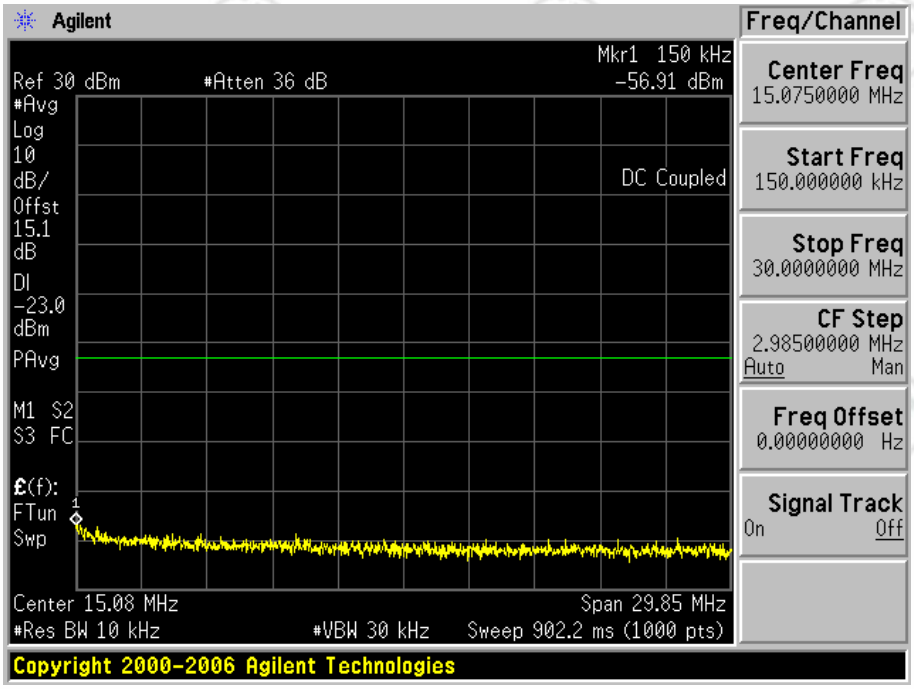

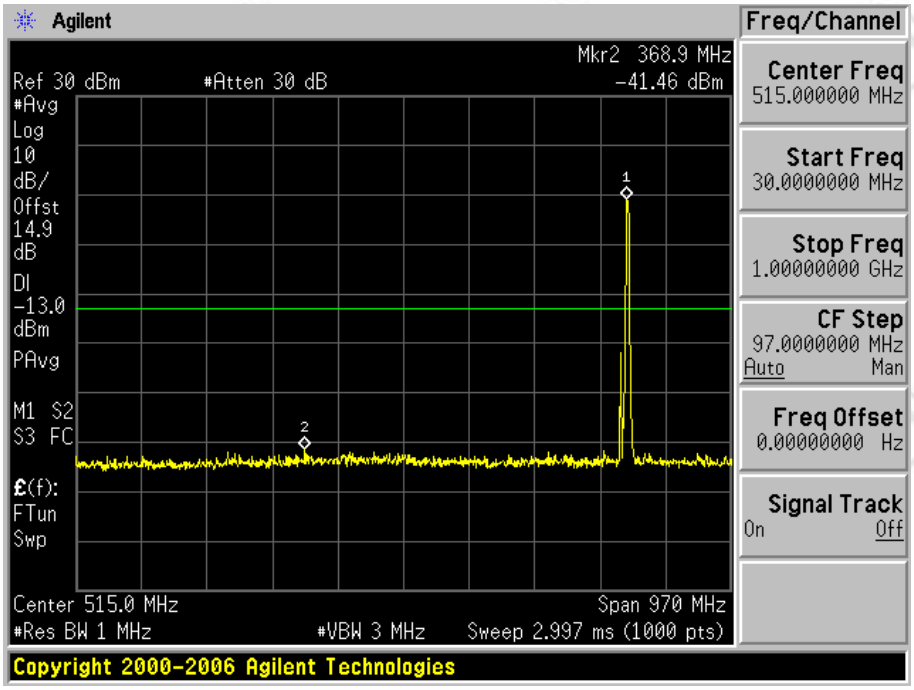
Agilent
Freq/Channel
Mkr2 368.9 MHz
Ref 30 dBm
#Atten 30 dB
-41.46 dBm
#Avg
Log
10
dB/
Offst
14.9
dB
Dl
-13.0
dBm
PAvg
M1 S2
S3 FC
£(f):
FTun
Swp
Center 515.0 MHz
Span 970 MHz
#Res BW 1 MHz
#VBW 3 MHz
Sweep 2.997 ms (1000 pts)
Center Freq
515.000000 MHz
Start Freq
30.0000000 MHz
Stop Freq
1.00000000 GHz
CF Step
97.0000000 MHz
Auto Man
Freq Offset
0.00000000 Hz
Signal Track
On Off
Copyright 2000-2006 Agilent Technologies

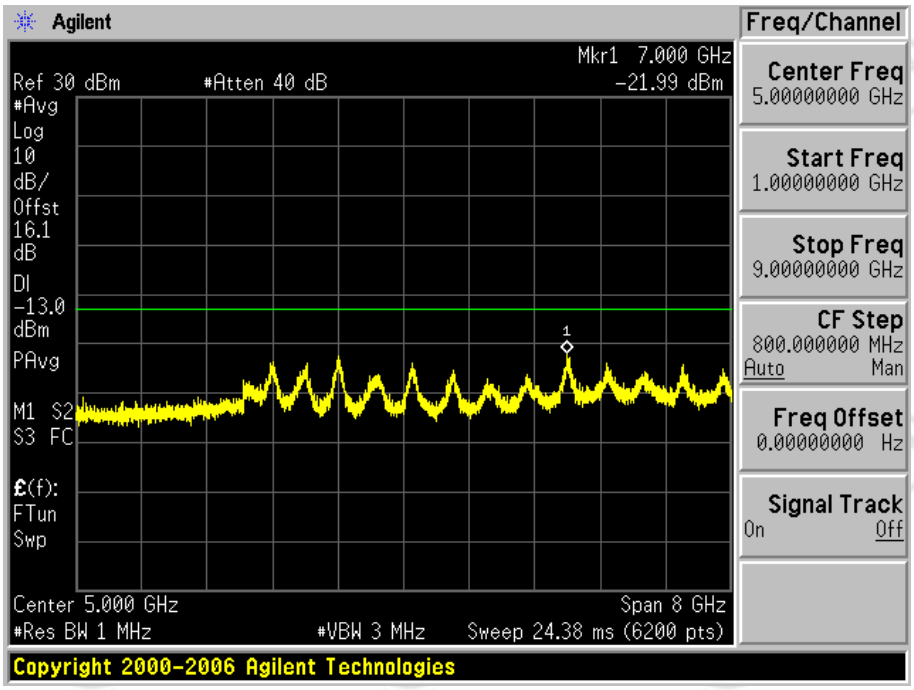
Agilent
Freq/Channel
Mkr1 7.000 GHz
Ref 30 dBm
#Atten 40 dB
-21.99 dBm
#Avg
Log
10
dB/
Offst
16.1
dB
Dl
-13.0
dBm
PAvg
M1 S2
S3 FC
£(f):
FTun
Swp
Center 5.000 GHz
Span 8 GHz
#Res BW 1 MHz
#VBW 3 MHz
Sweep 24.38 ms (6200 pts)
Center Freq
5.00000000 GHz
Start Freq
1.00000000 GHz
Stop Freq
9.00000000 GHz
CF Step
800.000000 MHz
Auto Man
Freq Offset
0.00000000 Hz
Signal Track
On Off
Copyright 2000-2006 Agilent Technologies

2.2 Test Band=WCDMA1700

2.2.1 Test Mode=UMTS/TM1

2.2.1.1 Test Channel=LCH

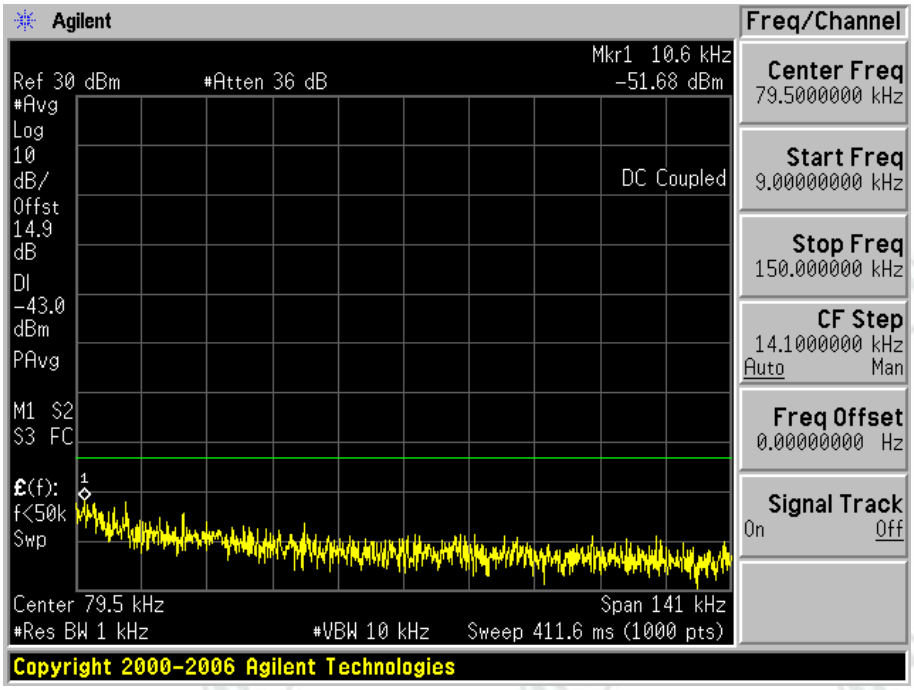

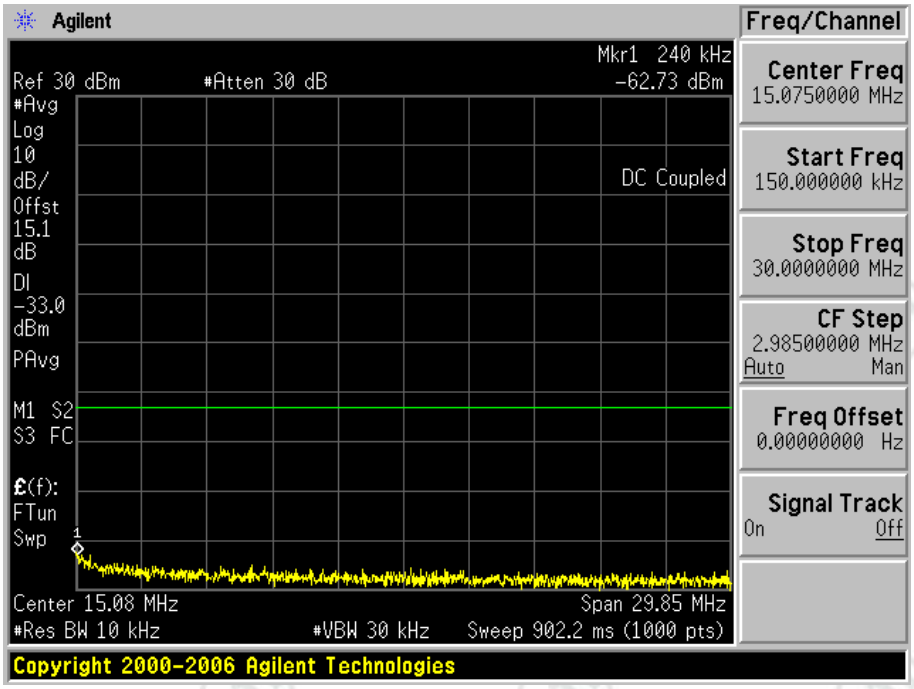

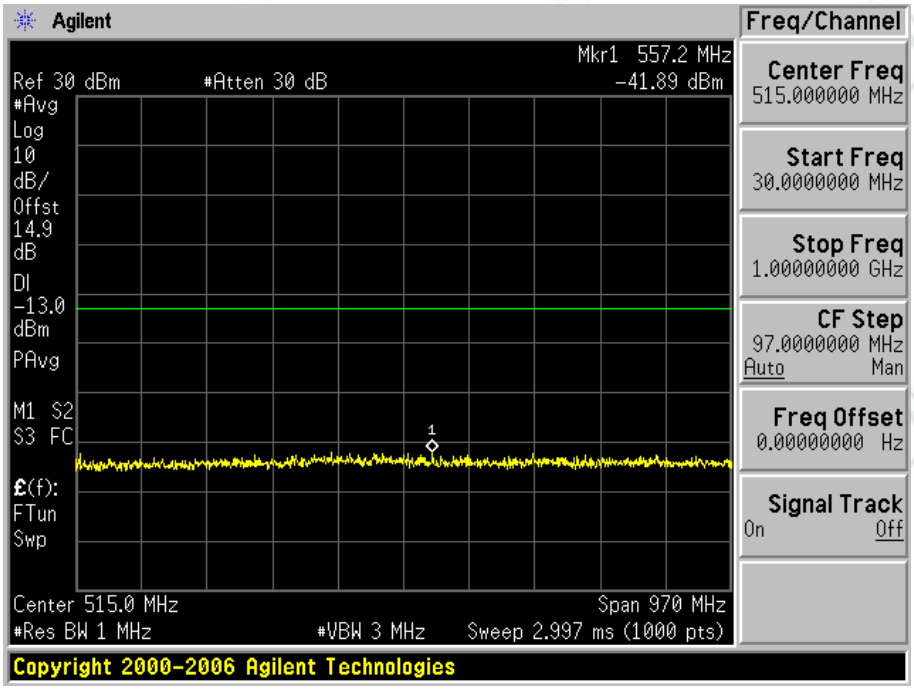
Agilent
Freq/Channel
Mkr1 557.2 MHz
Ref 30 dBm
#Atten 30 dB
-41.89 dBm
#Avg
Log
10
dB/
Offst
14.9
dB
Dl
-13.0
dBm
PAvg
M1 S2
S3 FC
£(f):
FTun
Swp
Center Freq
515.000000 MHz
Start Freq
30.0000000 MHz
Stop Freq
1.00000000 GHz
CF Step
97.0000000 MHz
Auto Man
Freq Offset
0.00000000 Hz
Signal Track
On Off
Center 515.0 MHz
Span 970 MHz
#Res BW 1 MHz
#VBW 3 MHz
Sweep 2.997 ms (1000 pts)
Copyright 2000-2006 Agilent Technologies

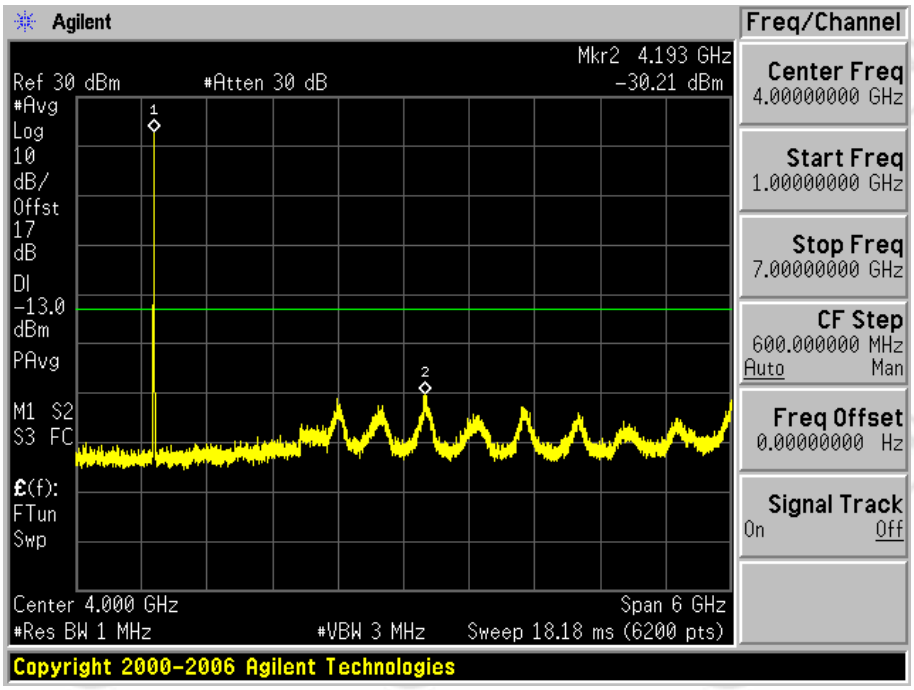
Agilent
Freq/Channel
Mkr2 4.193 GHz
Ref 30 dBm
#Atten 30 dB
-30.21 dBm
#Avg
Log
10
dB/
Offst
17
dB
Dl
-13.0
dBm
PAvg
M1 S2
S3 FC
£(f):
FTun
Swp
Center Freq
4.00000000 GHz
Start Freq
1.00000000 GHz
Stop Freq
7.00000000 GHz
CF Step
600.000000 MHz
Auto Man
Freq Offset
0.00000000 Hz
Signal Track
On Off
Center 4.000 GHz
Span 6 GHz
#Res BW 1 MHz
#VBW 3 MHz
Sweep 18.18 ms (6200 pts)
Copyright 2000-2006 Agilent Technologies

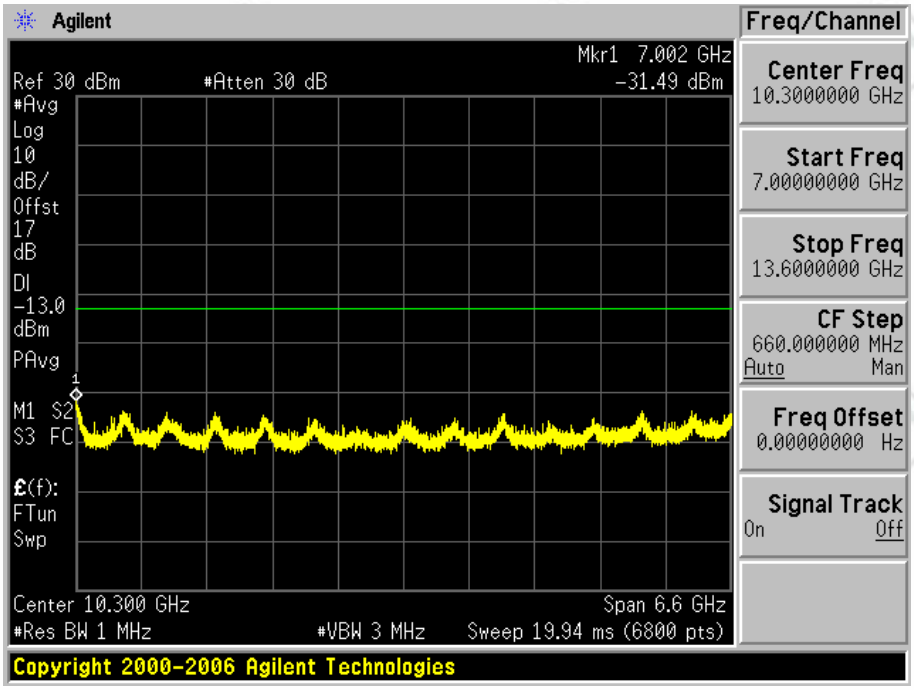
Agilent
Freq/Channel
Mkr1 7.002 GHz
Ref 30 dBm
#Atten 30 dB
-31.49 dBm
#Avg
Log
10
dB/
Offst
17
dB
Dl
-13.0
dBm
PAvg
M1 S2
S3 FC
£(f):
FTun
Swp
Center 10.300 GHz
Span 6.6 GHz
#Res BW 1 MHz
#VBW 3 MHz
Sweep 19.94 ms (6800 pts)
Center Freq
10.3000000 GHz
Start Freq
7.00000000 GHz
Stop Freq
13.6000000 GHz
CF Step
660.000000 MHz
Auto Man
Freq Offset
0.00000000 Hz
Signal Track
On Off
Copyright 2000-2006 Agilent Technologies

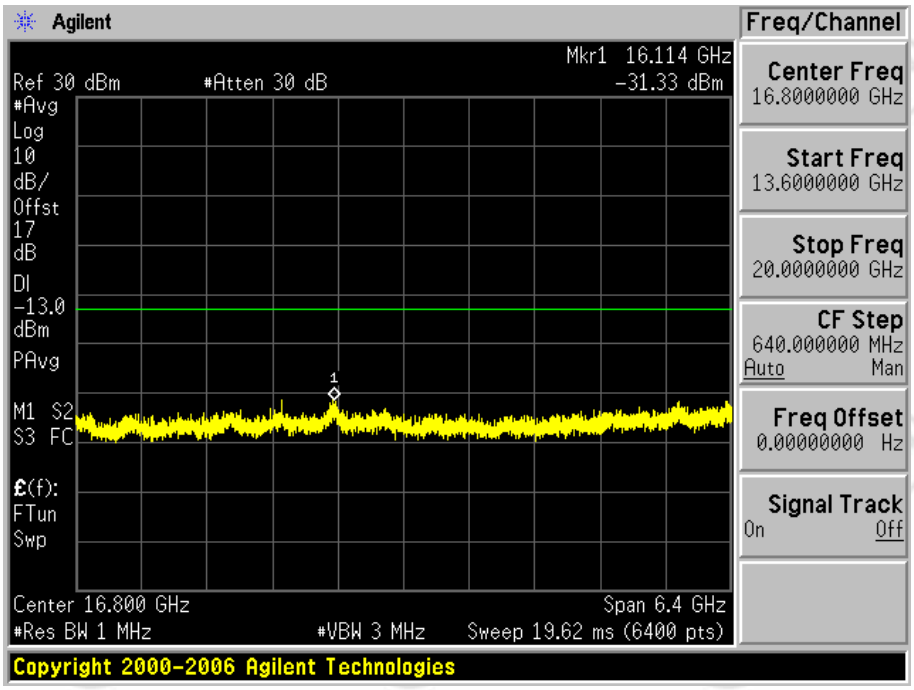
Agilent
Freq/Channel
Mkr1 16.114 GHz
Ref 30 dBm
#Atten 30 dB
-31.33 dBm
#Avg
Log
10
dB/
Offst
17
dB
Dl
-13.0
dBm
PAvg
M1 S2
S3 FC
£(f):
FTun
Swp
Center 16.800 GHz
Span 6.4 GHz
#Res BW 1 MHz
#VBW 3 MHz
Sweep 19.62 ms (6400 pts)
Center Freq
16.8000000 GHz
Start Freq
13.6000000 GHz
Stop Freq
20.0000000 GHz
CF Step
640.000000 MHz
Auto Man
Freq Offset
0.00000000 Hz
Signal Track
On Off
Copyright 2000-2006 Agilent Technologies

2.2.1.2 Test Channel=MCH

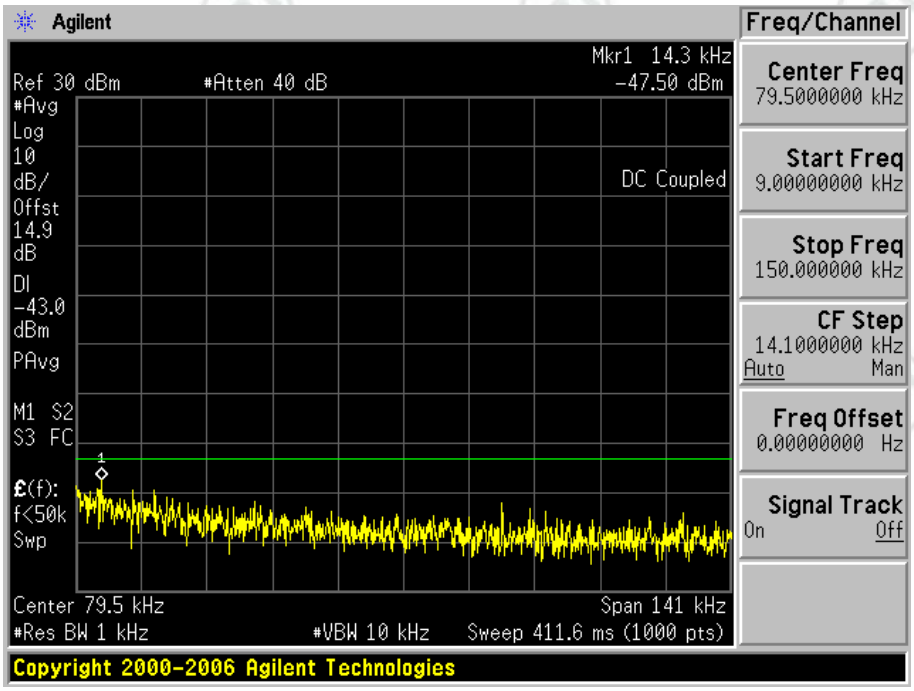

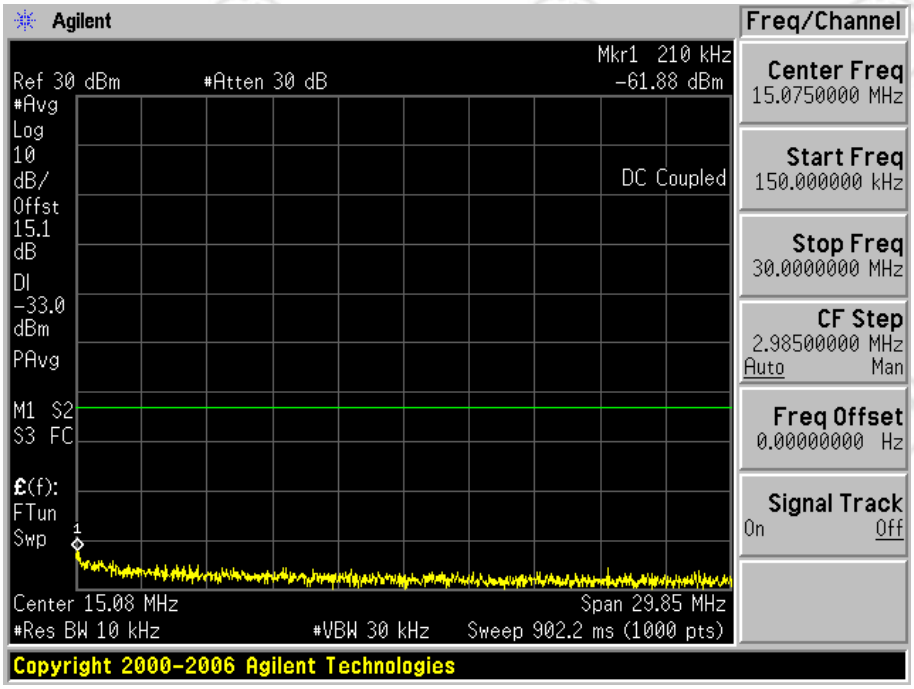

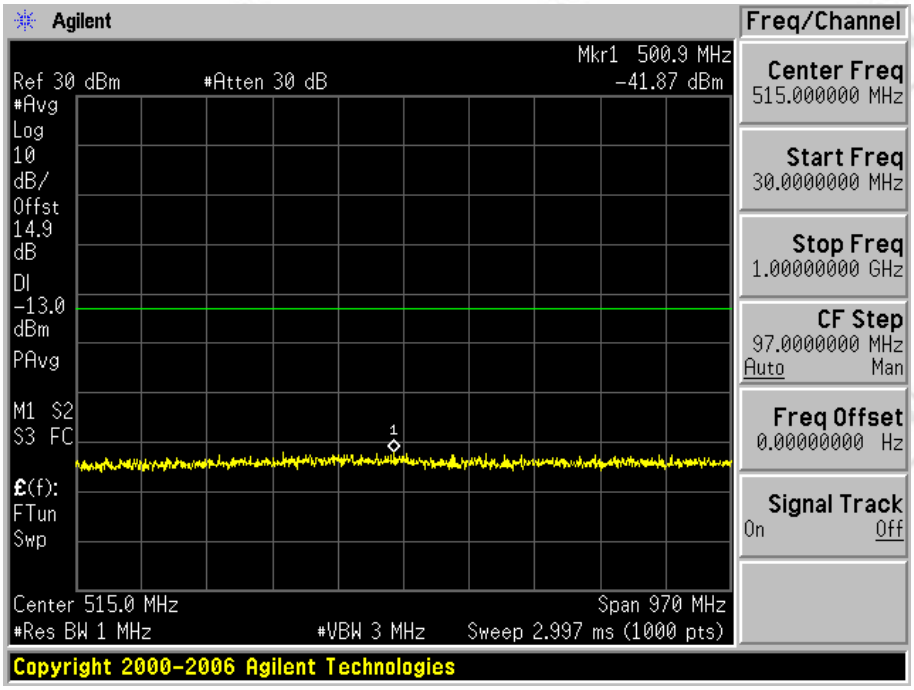
Agilent
Freq/Channel
Mkr1 500.9 MHz
Ref 30 dBm
#Atten 30 dB
-41.87 dBm
#Avg
Log
10
dB/
Offst
14.9
dB
Dl
-13.0
dBm
PAvg
M1 S2
S3 FC
£(f):
FTun
Swp
Center 515.0 MHz
Span 970 MHz
#Res BW 1 MHz
#VBW 3 MHz
Sweep 2.997 ms (1000 pts)
Center Freq
515.000000 MHz
Start Freq
30.0000000 MHz
Stop Freq
1.00000000 GHz
CF Step
97.0000000 MHz
Auto
Man
Freq Offset
0.00000000 Hz
Signal Track
On
Off
Copyright 2000-2006 Agilent Technologies

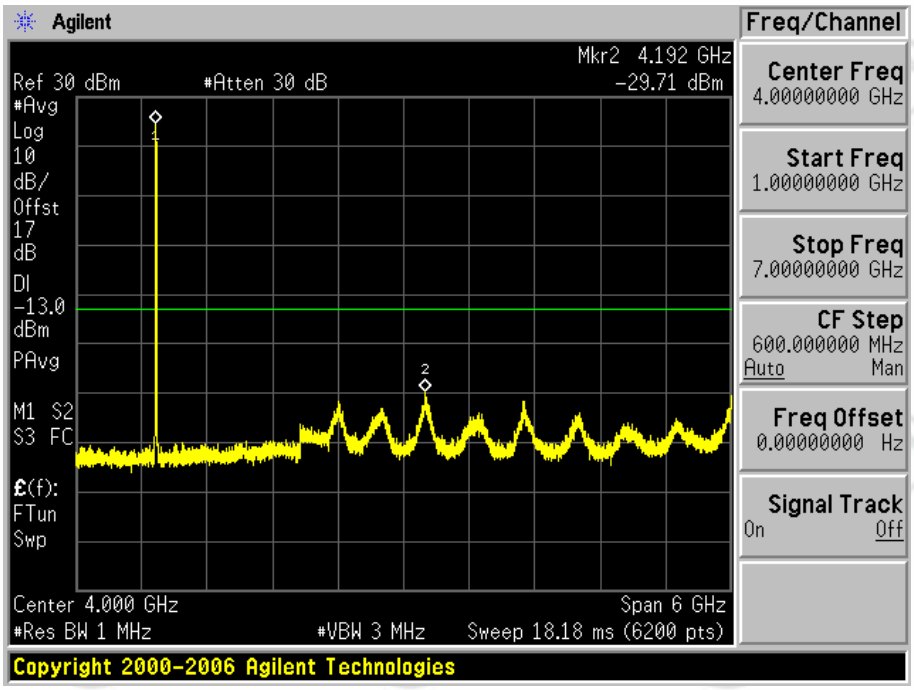
Agilent
Freq/Channel
Mkr2 4.192 GHz
Ref 30 dBm
#Atten 30 dB
-29.71 dBm
#Avg
Log
10
dB/
Offst
17
dB
Dl
-13.0
dBm
PAvg
M1 S2
S3 FC
£(f):
FTun
Swp
Center 4.000 GHz
Span 6 GHz
#Res BW 1 MHz
#VBW 3 MHz
Sweep 18.18 ms (6200 pts)
Center Freq
4.00000000 GHz
Start Freq
1.00000000 GHz
Stop Freq
7.00000000 GHz
CF Step
600.000000 MHz
Auto
Man
Freq Offset
0.00000000 Hz
Signal Track
On
Off
Copyright 2000-2006 Agilent Technologies

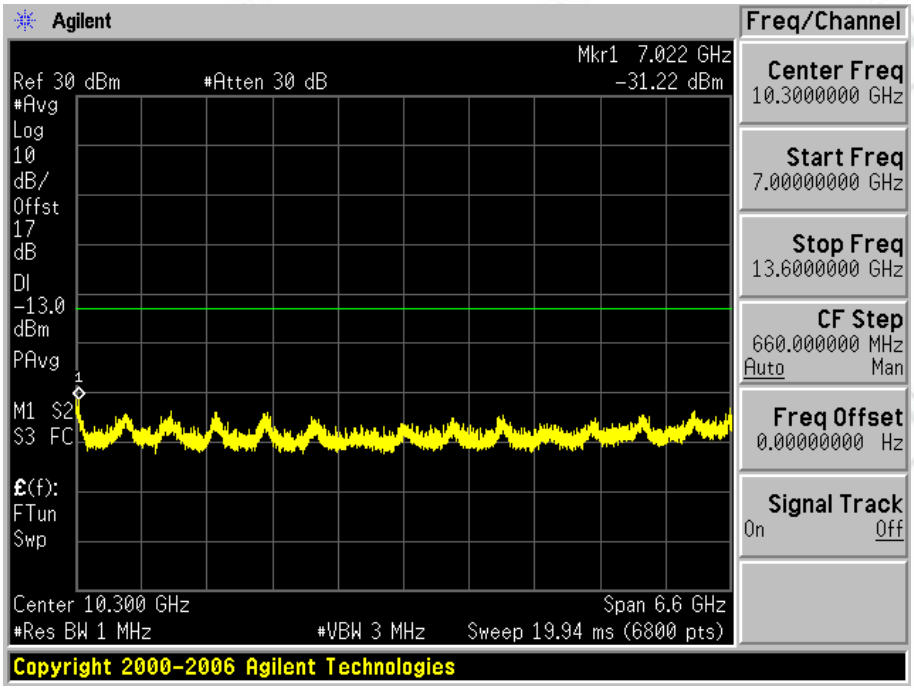
Agilent
Freq/Channel
Mkr1 7.022 GHz
Ref 30 dBm
#Atten 30 dB
-31.22 dBm
#Avg
Log
10
dB/
Offst
17
dB
Dl
-13.0
dBm
PAvg
M1 S2
S3 FC
£(f):
FTun
Swp
Center 10.300 GHz
Span 6.6 GHz
#Res BW 1 MHz
#VBW 3 MHz
Sweep 19.94 ms (6800 pts)
Center Freq
10.3000000 GHz
Start Freq
7.00000000 GHz
Stop Freq
13.6000000 GHz
CF Step
660.000000 MHz
Auto Man
Freq Offset
0.00000000 Hz
Signal Track
On Off
Copyright 2000-2006 Agilent Technologies

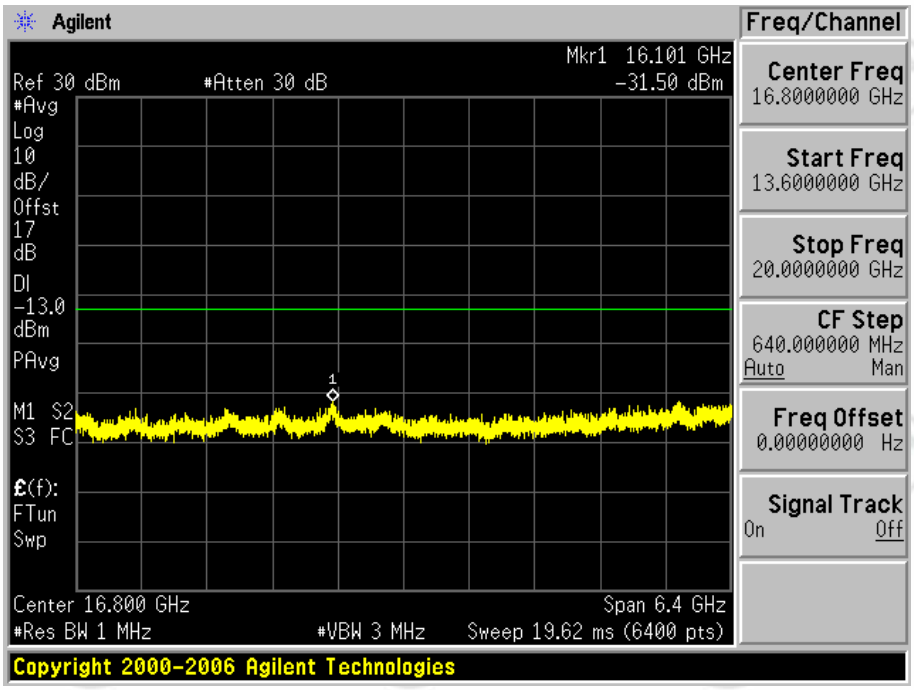
Agilent
Freq/Channel
Mkr1 16.101 GHz
Ref 30 dBm
#Atten 30 dB
-31.50 dBm
#Avg
Log
10
dB/
Offst
17
dB
Dl
-13.0
dBm
PAvg
M1 S2
S3 FC
£(f):
FTun
Swp
Center 16.800 GHz
Span 6.4 GHz
#Res BW 1 MHz
#VBW 3 MHz
Sweep 19.62 ms (6400 pts)
Center Freq
16.8000000 GHz
Start Freq
13.6000000 GHz
Stop Freq
20.0000000 GHz
CF Step
640.000000 MHz
Auto Man
Freq Offset
0.00000000 Hz
Signal Track
On Off
Copyright 2000-2006 Agilent Technologies

2.2.1.3 Test Channel=HCH

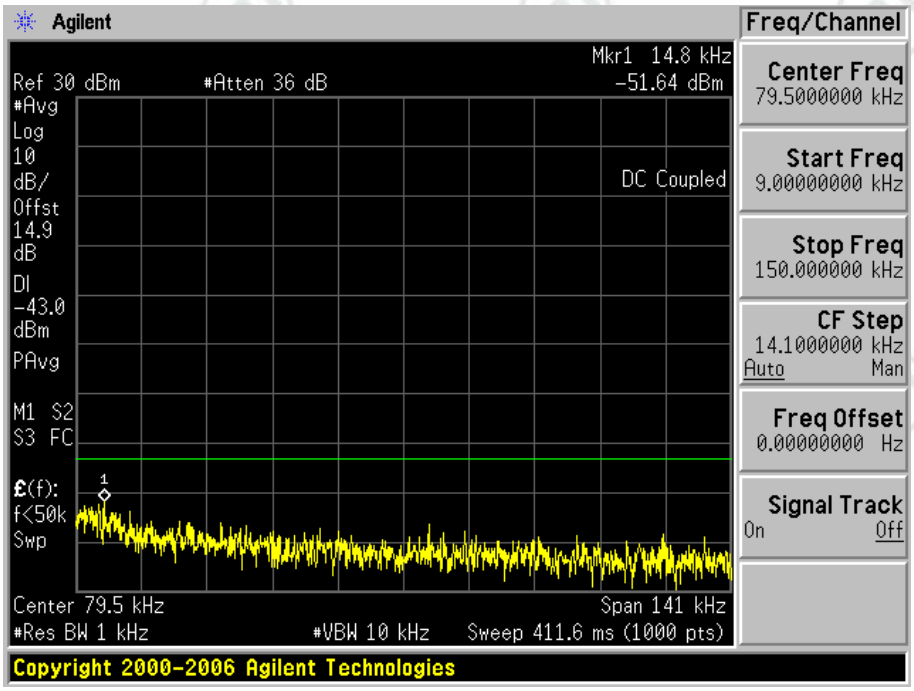

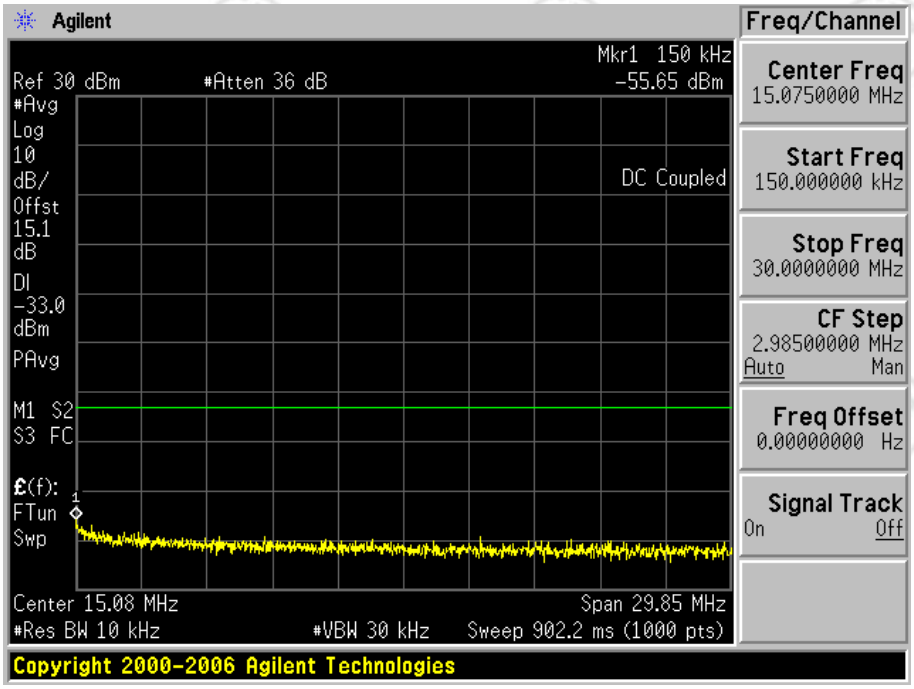

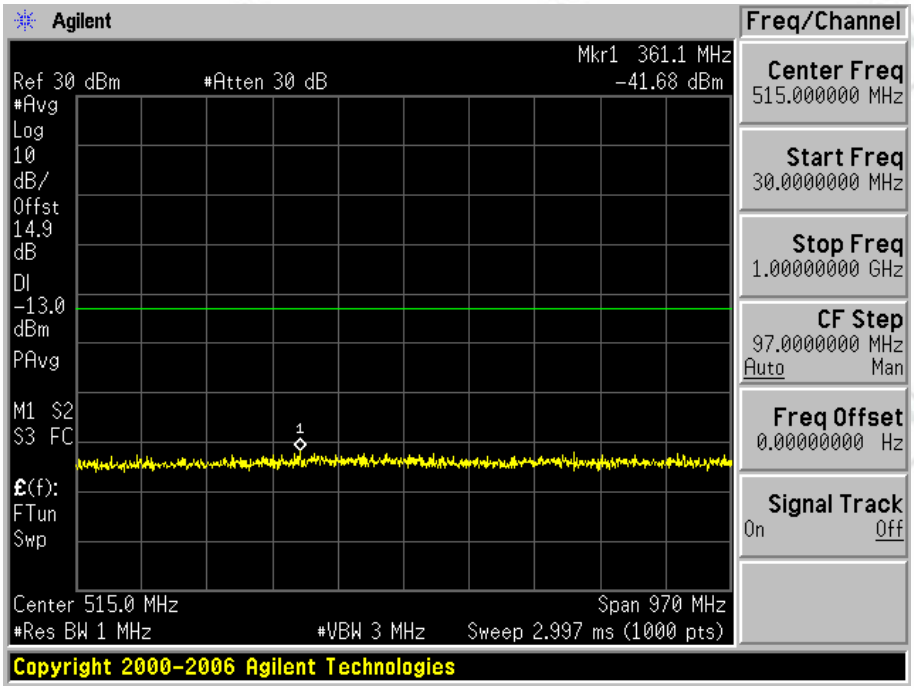
Agilent
Freq/Channel
Mkr1 361.1 MHz
Ref 30 dBm
#Atten 30 dB
-41.68 dBm
#Avg
Log
10
dB/
Offst
14.9
dB
Dl
-13.0
dBm
PAvg
M1 S2
S3 FC
£(f):
FTun
Swp
Center 515.0 MHz
Span 970 MHz
#Res BW 1 MHz
#VBW 3 MHz
Sweep 2.997 ms (1000 pts)
Center Freq
515.000000 MHz
Start Freq
30.0000000 MHz
Stop Freq
1.00000000 GHz
CF Step
97.0000000 MHz
Auto Man
Freq Offset
0.00000000 Hz
Signal Track
On Off
Copyright 2000-2006 Agilent Technologies

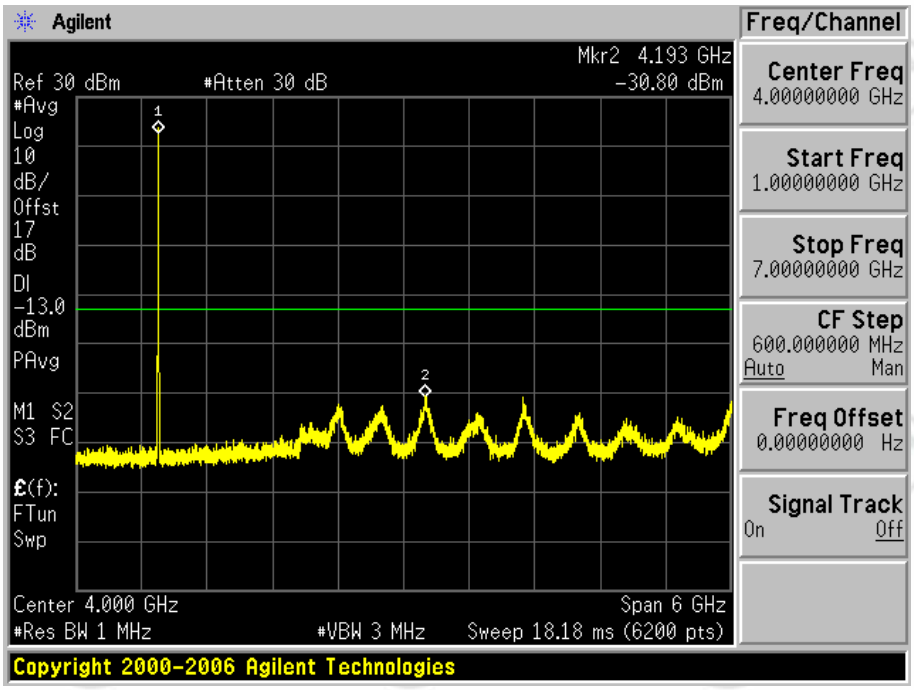
Agilent
Freq/Channel
Mkr2 4.193 GHz
Ref 30 dBm
#Atten 30 dB
-30.80 dBm
#Avg
Log
10
dB/
Offst
17
dB
Dl
-13.0
dBm
PAvg
M1 S2
S3 FC
£(f):
FTun
Swp
Center 4.000 GHz
Span 6 GHz
#Res BW 1 MHz
#VBW 3 MHz
Sweep 18.18 ms (6200 pts)
Center Freq
4.00000000 GHz
Start Freq
1.00000000 GHz
Stop Freq
7.00000000 GHz
CF Step
600.000000 MHz
Auto Man
Freq Offset
0.00000000 Hz
Signal Track
On Off
Copyright 2000-2006 Agilent Technologies

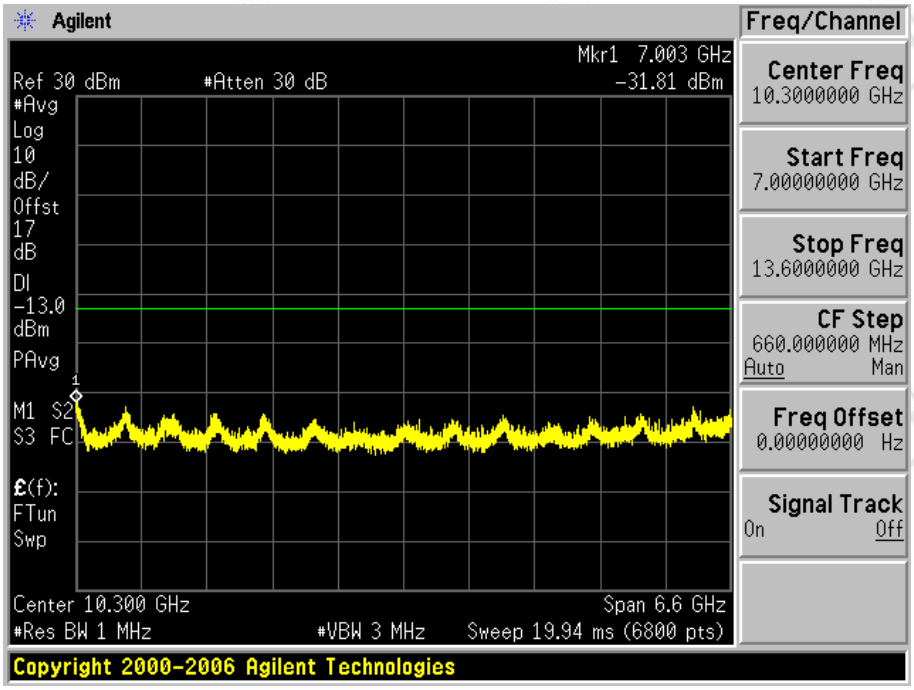
Agilent
Freq/Channel
Mkr1 7.003 GHz
Ref 30 dBm
#Atten 30 dB
-31.81 dBm
#Avg
Log
10
dB/
Offst
17
dB
Dl
-13.0
dBm
PAvg
M1 S2
S3 FC
£(f):
FTun
Swp
Center 10.300 GHz
Span 6.6 GHz
#Res BW 1 MHz
#VBW 3 MHz
Sweep 19.94 ms (6800 pts)
Center Freq
10.3000000 GHz
Start Freq
7.00000000 GHz
Stop Freq
13.6000000 GHz
CF Step
660.000000 MHz
Auto
Man
Freq Offset
0.00000000 Hz
Signal Track
On
Off
Copyright 2000-2006 Agilent Technologies

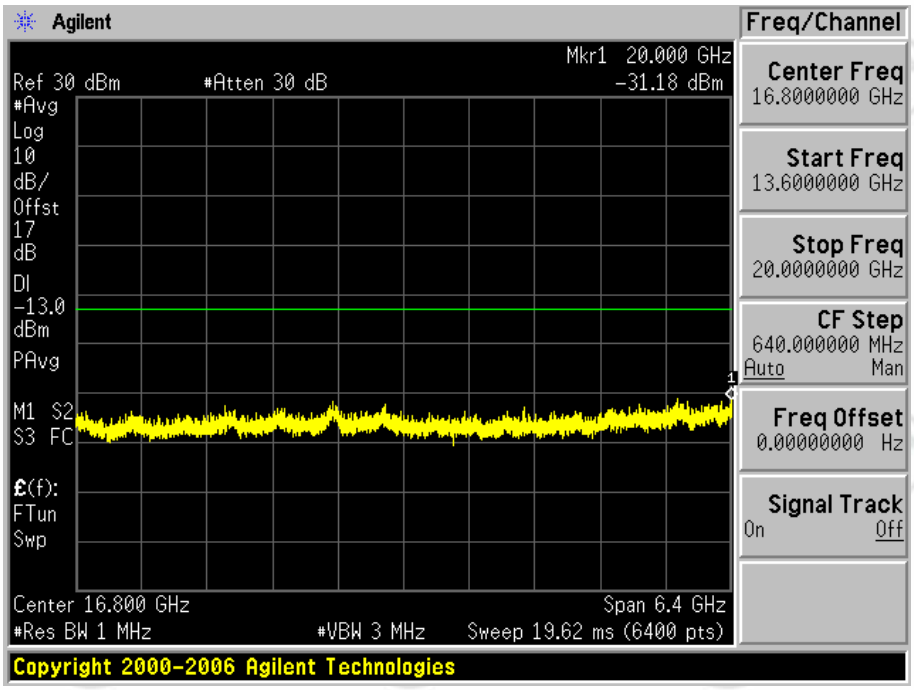
Agilent
Freq/Channel
Mkr1 20.000 GHz
Ref 30 dBm
#Atten 30 dB
-31.18 dBm
#Avg
Log
10
dB/
Offst
17
dB
Dl
-13.0
dBm
PAvg
M1 S2
S3 FC
£(f):
FTun
Swp
Center 16.800 GHz
Span 6.4 GHz
#Res BW 1 MHz
#VBW 3 MHz
Sweep 19.62 ms (6400 pts)
Center Freq
16.8000000 GHz
Start Freq
13.6000000 GHz
Stop Freq
20.0000000 GHz
CF Step
640.000000 MHz
Auto
Man
Freq Offset
0.00000000 Hz
Signal Track
On
Off
Copyright 2000-2006 Agilent Technologies

2.2.2 Test Mode=UMTS/TM2

2.2.2.1 Test Channel=LCH

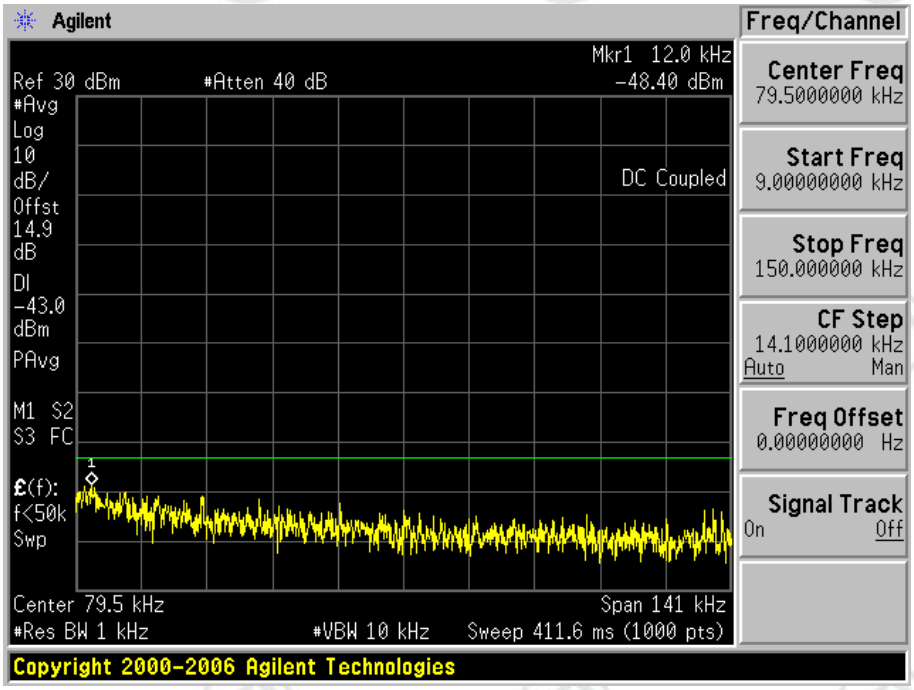

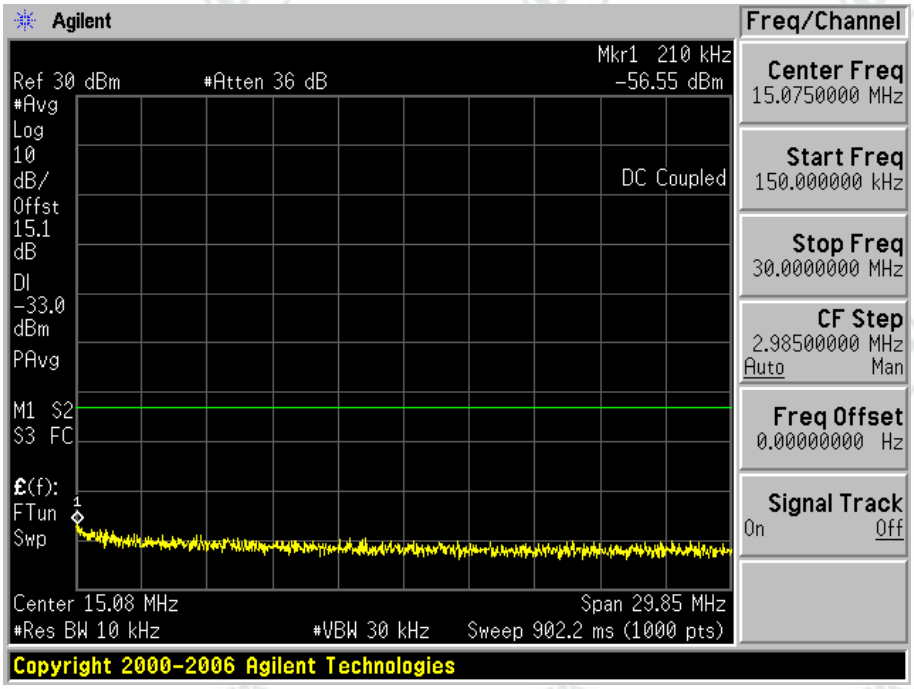

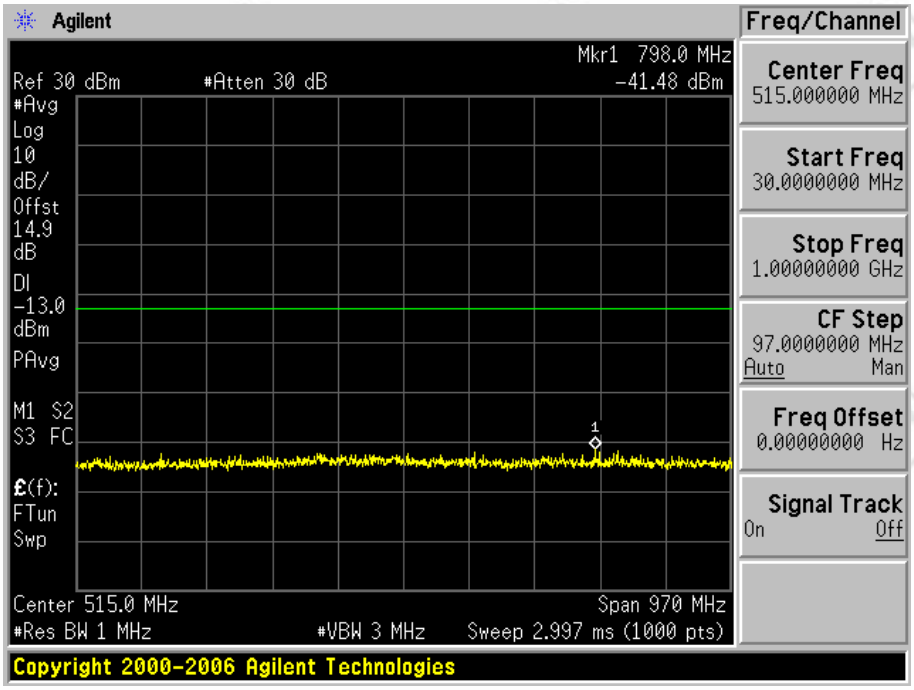
Agilent
Freq/Channel
Mkr1 798.0 MHz
Ref 30 dBm
#Atten 30 dB
-41.48 dBm
#Avg
Log
10
dB/
Offst
14.9
dB
Dl
-13.0
dBm
PAvg
M1 S2
S3 FC
£(f):
FTun
Swp
Center 515.0 MHz
Span 970 MHz
#Res BW 1 MHz
#VBW 3 MHz
Sweep 2.997 ms (1000 pts)
Center Freq
515.000000 MHz
Start Freq
30.0000000 MHz
Stop Freq
1.00000000 GHz
CF Step
97.0000000 MHz
Auto Man
Freq Offset
0.00000000 Hz
Signal Track
On Off
Copyright 2000-2006 Agilent Technologies

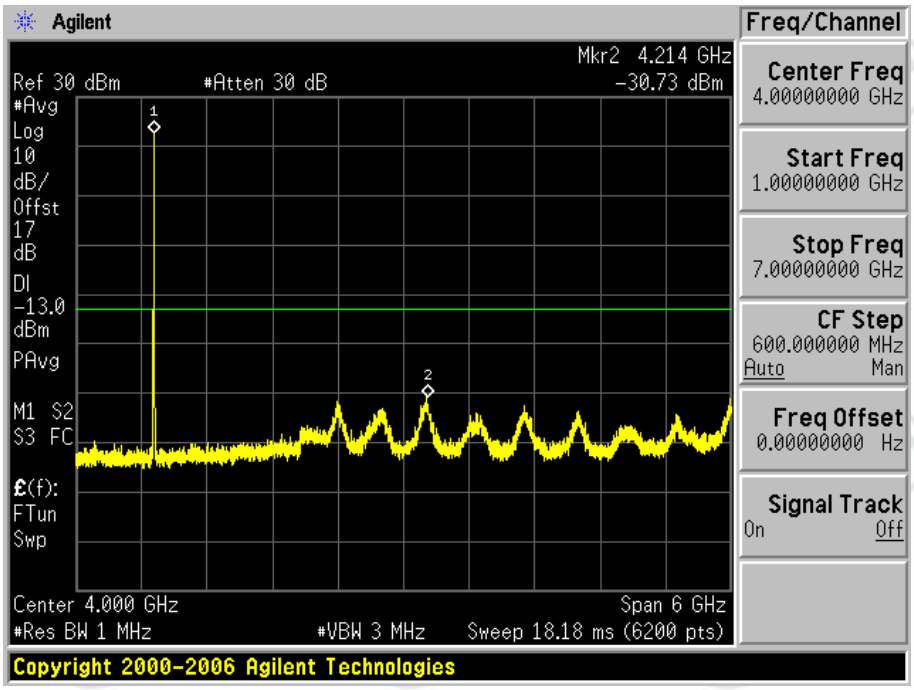
Agilent
Freq/Channel
Mkr2 4.214 GHz
Ref 30 dBm
#Atten 30 dB
-30.73 dBm
#Avg
Log
10
dB/
Offst
17
dB
Dl
-13.0
dBm
PAvg
M1 S2
S3 FC
£(f):
FTun
Swp
Center 4.000 GHz
Span 6 GHz
#Res BW 1 MHz
#VBW 3 MHz
Sweep 18.18 ms (6200 pts)
Center Freq
4.00000000 GHz
Start Freq
1.00000000 GHz
Stop Freq
7.00000000 GHz
CF Step
600.000000 MHz
Auto Man
Freq Offset
0.00000000 Hz
Signal Track
On Off
Copyright 2000-2006 Agilent Technologies

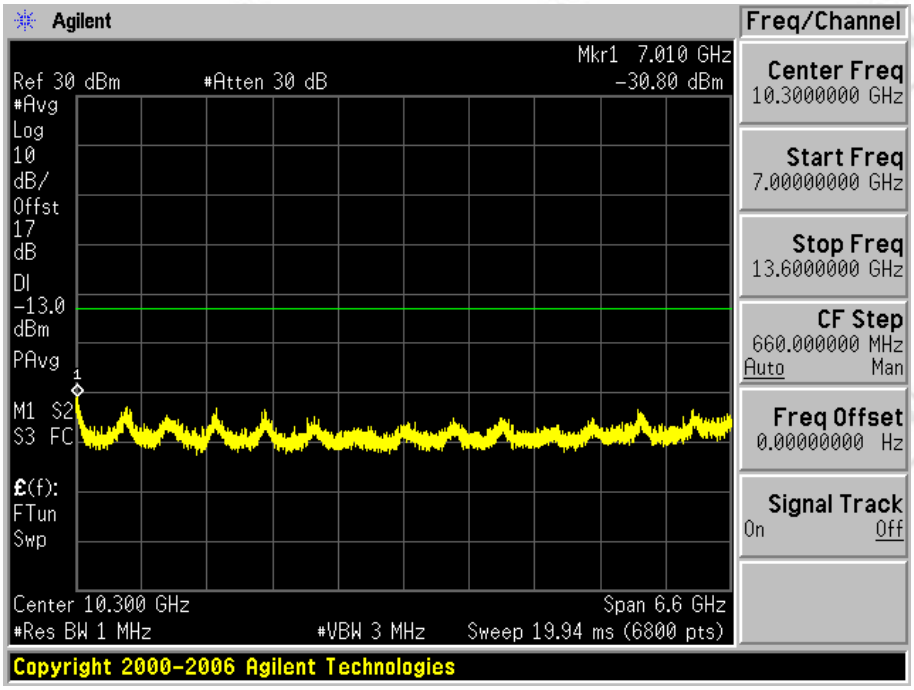
Agilent
Freq/Channel
Mkr1 7.010 GHz
Ref 30 dBm
#Atten 30 dB
-30.80 dBm
#Avg
Log
10
dB/
Offst
17
dB
Dl
-13.0
dBm
PAvg
M1 S2
S3 FC
£(f):
FTun
Swp
Center 10.300 GHz
Span 6.6 GHz
#Res BW 1 MHz
#VBW 3 MHz
Sweep 19.94 ms (6800 pts)
Center Freq
10.3000000 GHz
Start Freq
7.00000000 GHz
Stop Freq
13.6000000 GHz
CF Step
660.000000 MHz
Auto Man
Freq Offset
0.00000000 Hz
Signal Track
On Off
Copyright 2000-2006 Agilent Technologies

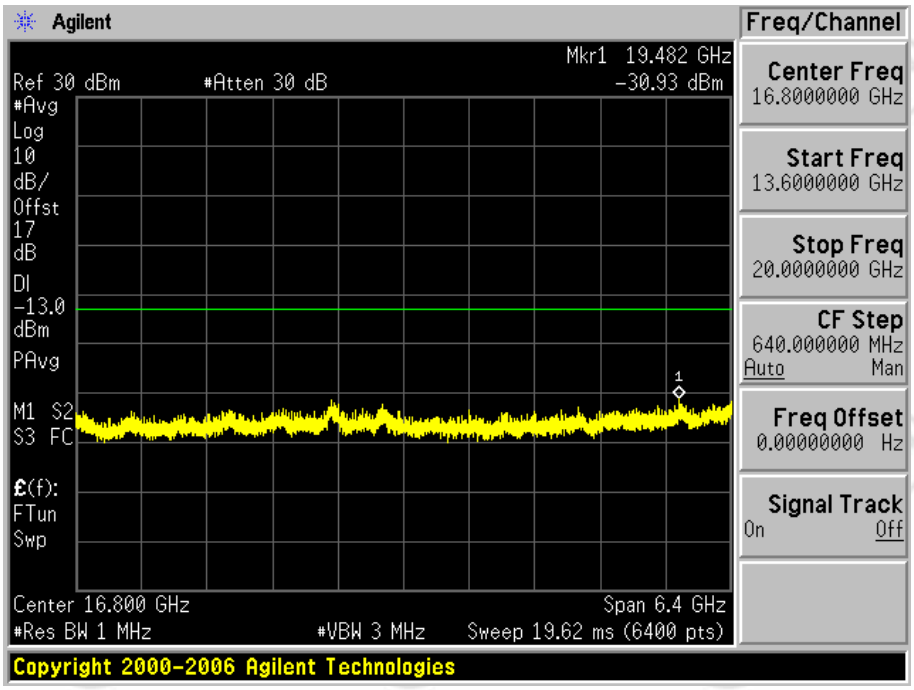
Agilent
Freq/Channel
Mkr1 19.482 GHz
Ref 30 dBm
#Atten 30 dB
-30.93 dBm
#Avg
Log
10
dB/
Offst
17
dB
Dl
-13.0
dBm
PAvg
M1 S2
S3 FC
£(f):
FTun
Swp
Center 16.800 GHz
Span 6.4 GHz
#Res BW 1 MHz
#VBW 3 MHz
Sweep 19.62 ms (6400 pts)
Center Freq
16.8000000 GHz
Start Freq
13.6000000 GHz
Stop Freq
20.0000000 GHz
CF Step
640.000000 MHz
Auto Man
Freq Offset
0.00000000 Hz
Signal Track
On Off
Copyright 2000-2006 Agilent Technologies

2.2.2.2 Test Channel=MCH

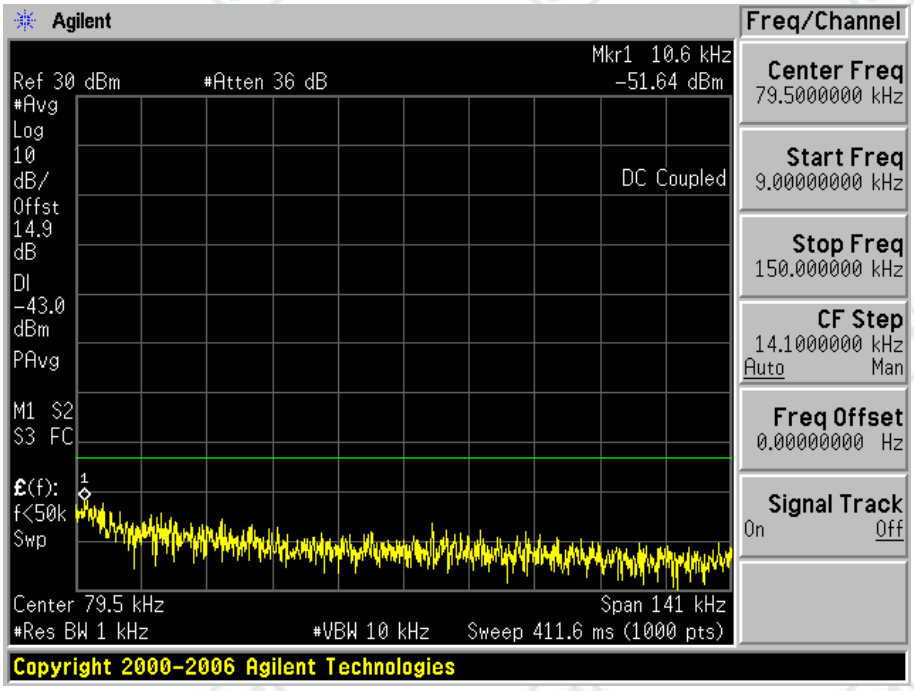

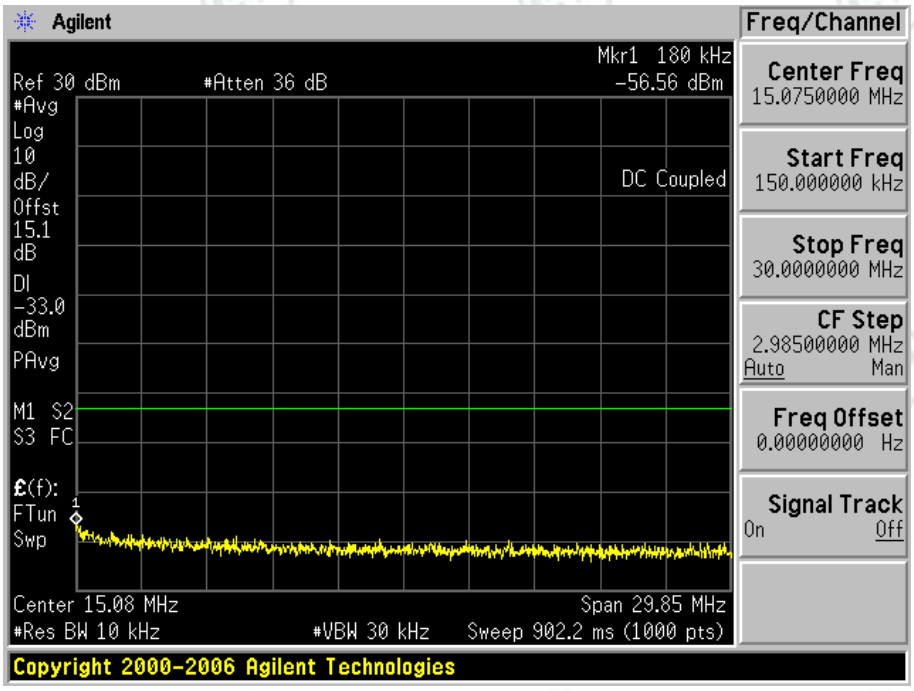

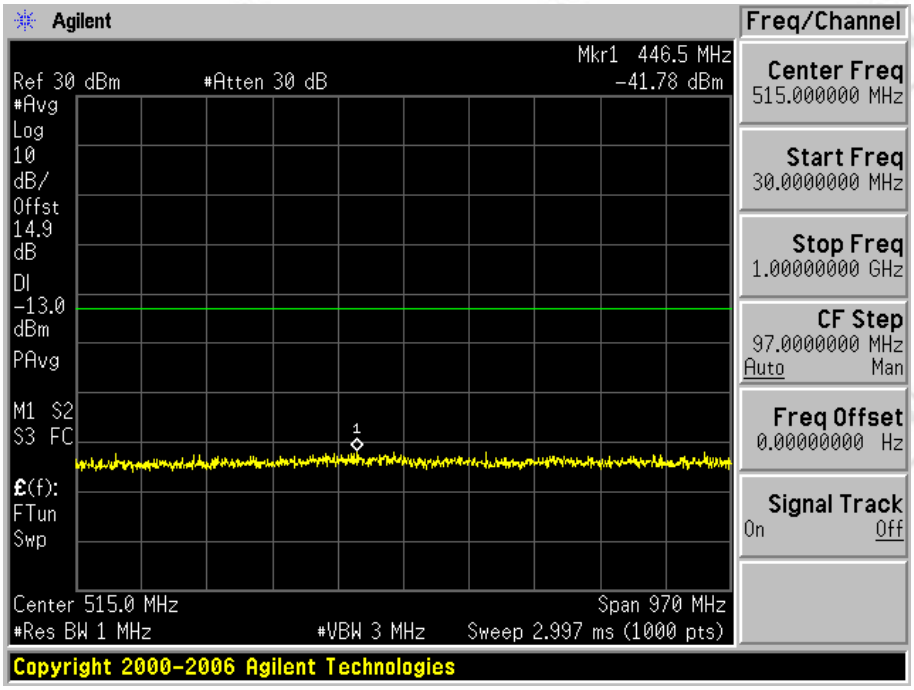
Agilent
Freq/Channel
Mkr1 446.5 MHz
Ref 30 dBm
#Atten 30 dB
-41.78 dBm
#Avg
Log
10
dB/
Offst
14.9
dB
Dl
-13.0
dBm
PAvg
M1 S2
S3 FC
£(f):
FTun
Swp
Center 515.0 MHz
Span 970 MHz
#Res BW 1 MHz
#VBW 3 MHz
Sweep 2.997 ms (1000 pts)
Center Freq
515.000000 MHz
Start Freq
30.0000000 MHz
Stop Freq
1.00000000 GHz
CF Step
97.0000000 MHz
Auto Man
Freq Offset
0.00000000 Hz
Signal Track
On Off
Copyright 2000-2006 Agilent Technologies

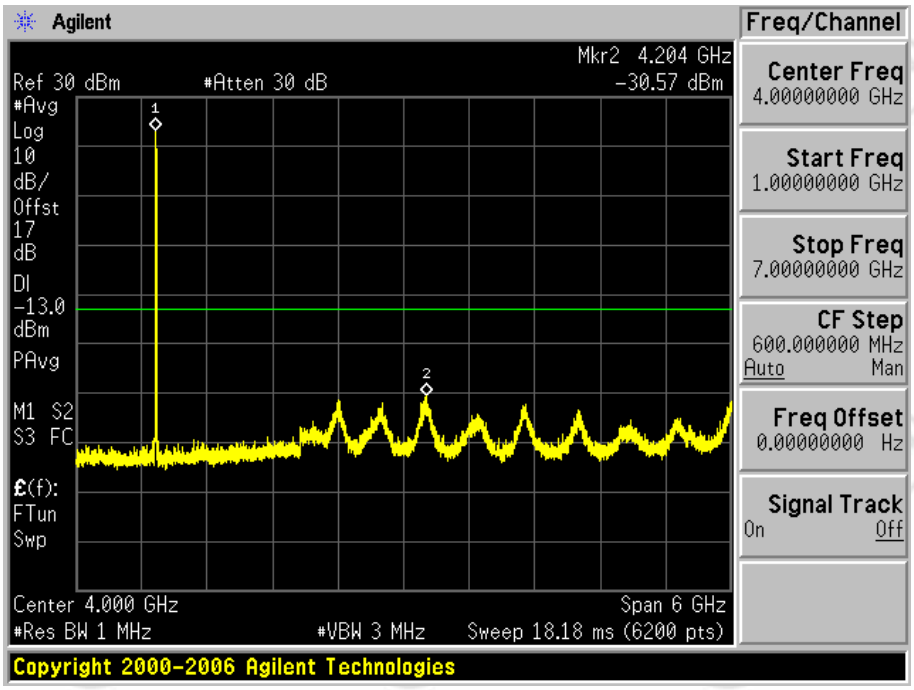
Agilent
Freq/Channel
Mkr2 4.204 GHz
Ref 30 dBm
#Atten 30 dB
-30.57 dBm
#Avg
Log
10
dB/
Offst
17
dB
Dl
-13.0
dBm
PAvg
M1 S2
S3 FC
£(f):
FTun
Swp
Center 4.000 GHz
Span 6 GHz
#Res BW 1 MHz
#VBW 3 MHz
Sweep 18.18 ms (6200 pts)
Center Freq
4.00000000 GHz
Start Freq
1.00000000 GHz
Stop Freq
7.00000000 GHz
CF Step
600.000000 MHz
Auto Man
Freq Offset
0.00000000 Hz
Signal Track
On Off
Copyright 2000-2006 Agilent Technologies

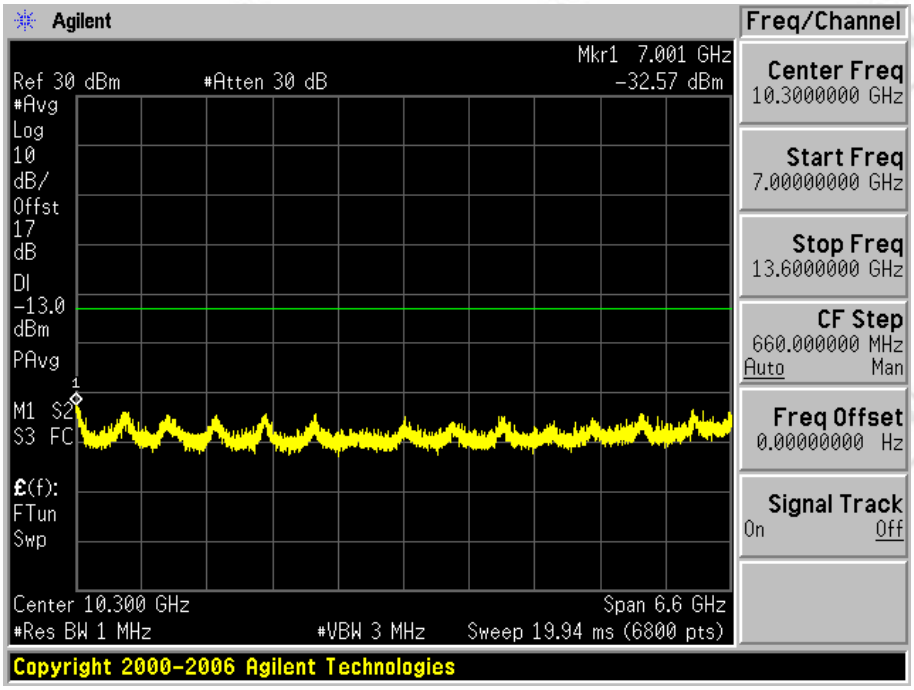
Agilent
Freq/Channel
Mkr1 7.001 GHz
Ref 30 dBm
#Atten 30 dB
-32.57 dBm
#Avg
Log
10
dB/
Offst
17
dB
Dl
-13.0
dBm
PAvg
M1 S2
S3 FC
£(f):
FTun
Swp
Center 10.300 GHz
Span 6.6 GHz
#Res BW 1 MHz
#VBW 3 MHz
Sweep 19.94 ms (6800 pts)
Center Freq
10.3000000 GHz
Start Freq
7.00000000 GHz
Stop Freq
13.6000000 GHz
CF Step
660.000000 MHz
Auto
Man
Freq Offset
0.00000000 Hz
Signal Track
On
Off
Copyright 2000-2006 Agilent Technologies

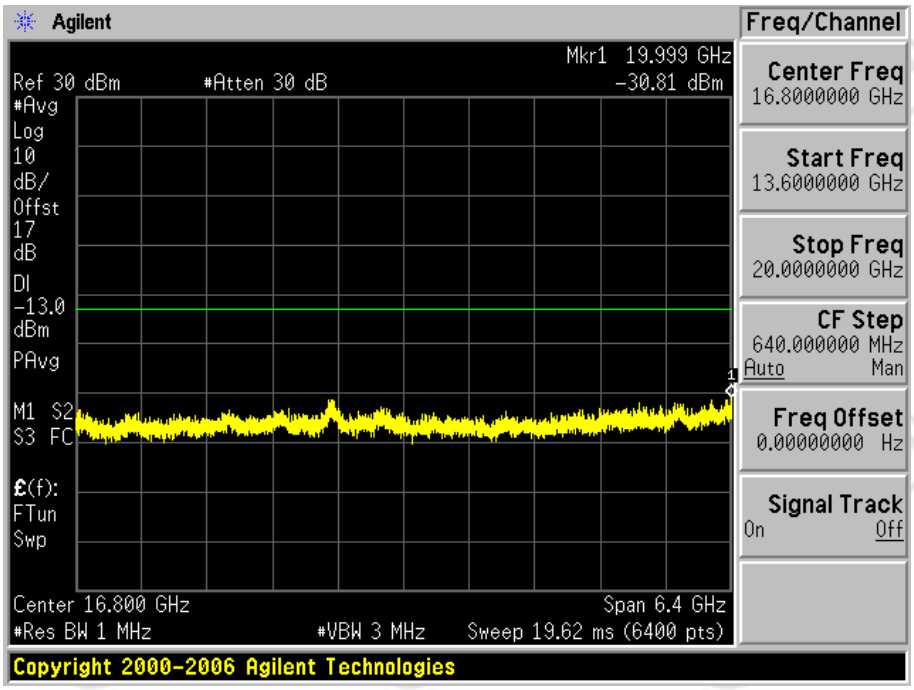
Agilent
Freq/Channel
Mkr1 19.999 GHz
Ref 30 dBm
#Atten 30 dB
-30.81 dBm
#Avg
Log
10
dB/
Offst
17
dB
Dl
-13.0
dBm
PAvg
M1 S2
S3 FC
£(f):
FTun
Swp
Center 16.800 GHz
Span 6.4 GHz
#Res BW 1 MHz
#VBW 3 MHz
Sweep 19.62 ms (6400 pts)
Center Freq
16.8000000 GHz
Start Freq
13.6000000 GHz
Stop Freq
20.0000000 GHz
CF Step
640.000000 MHz
Auto
Man
Freq Offset
0.00000000 Hz
Signal Track
On
Off
Copyright 2000-2006 Agilent Technologies

2.2.2.3 Test Channel=HCH

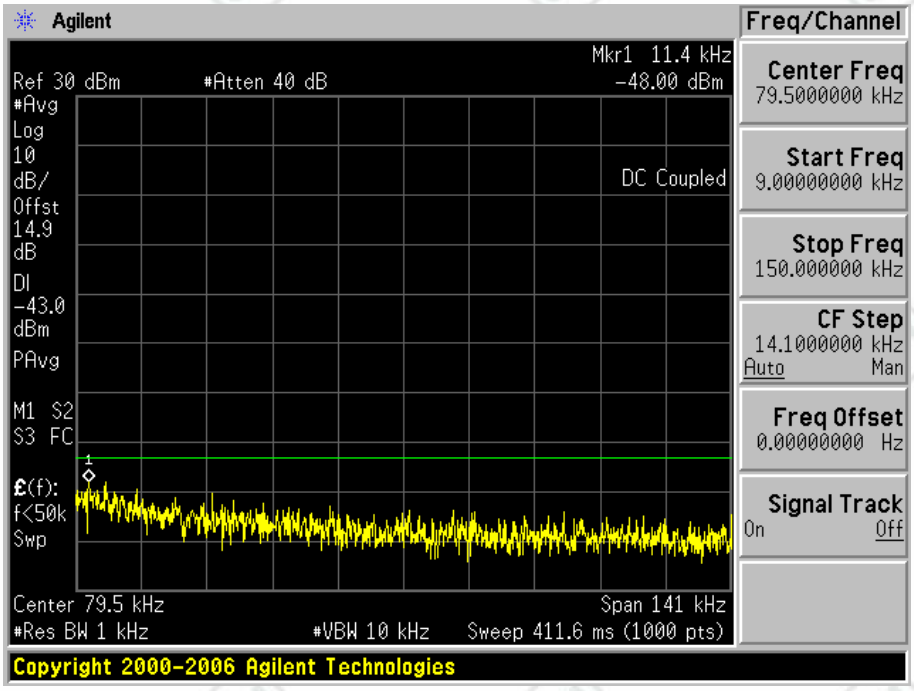

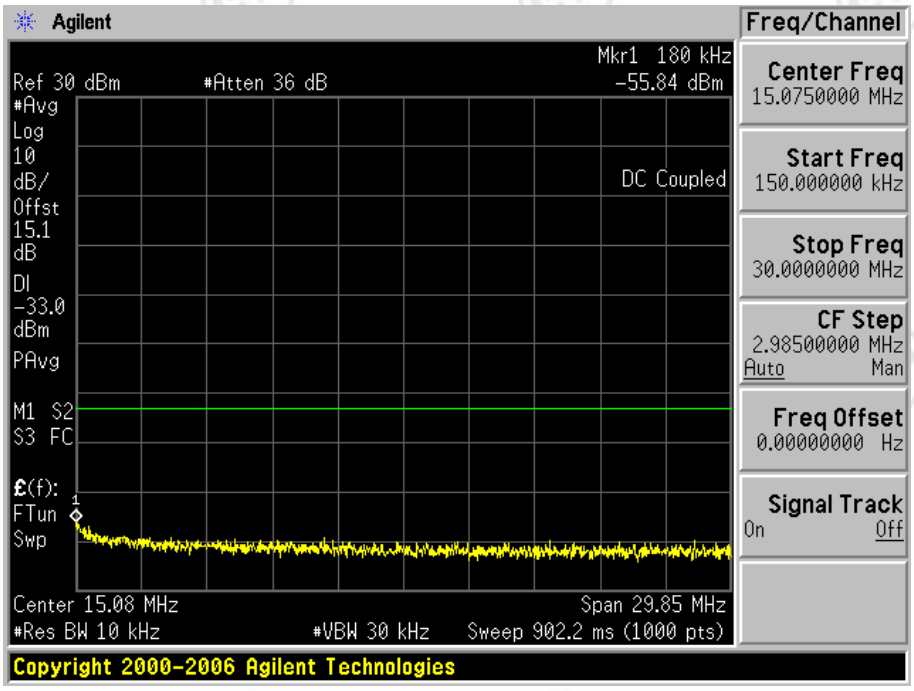

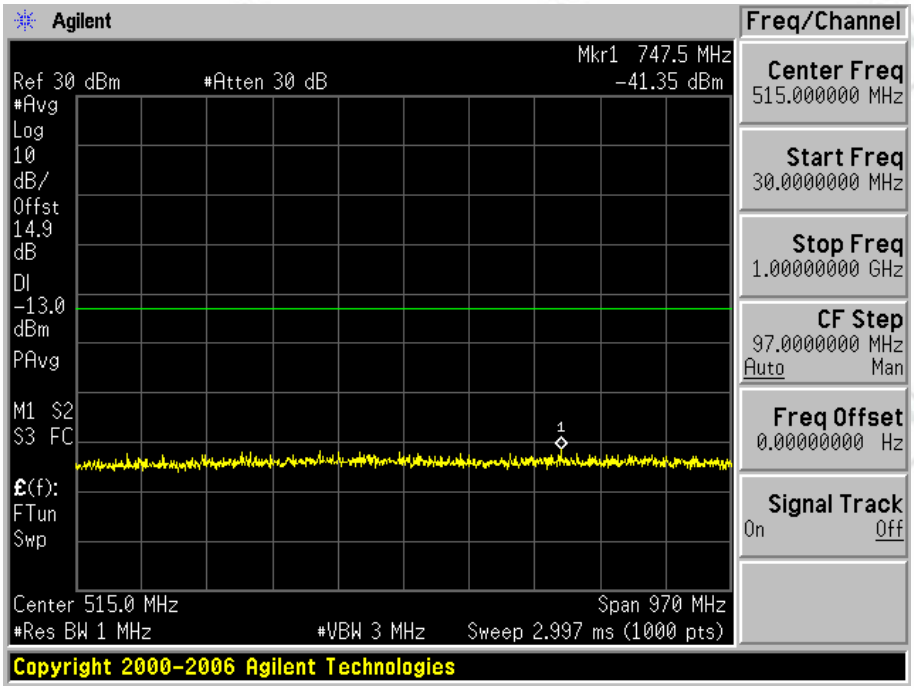
Agilent
Freq/Channel
Mkr1 747.5 MHz
Ref 30 dBm
#Atten 30 dB
-41.35 dBm
#Avg
Log
10
dB/
Offst
14.9
dB
Dl
-13.0
dBm
PAvg
M1 S2
S3 FC
£(f):
FTun
Swp
Center 515.0 MHz
Span 970 MHz
#Res BW 1 MHz
#VBW 3 MHz
Sweep 2.997 ms (1000 pts)
Center Freq
515.000000 MHz
Start Freq
30.0000000 MHz
Stop Freq
1.00000000 GHz
CF Step
97.0000000 MHz
Auto Man
Freq Offset
0.00000000 Hz
Signal Track
On Off
Copyright 2000-2006 Agilent Technologies

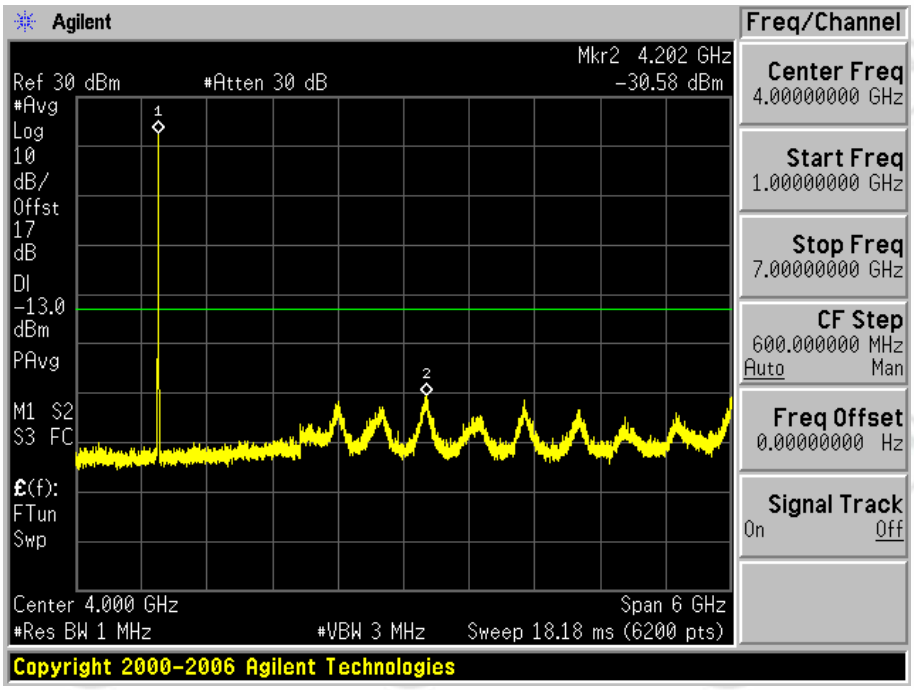
Agilent
Freq/Channel
Mkr2 4.202 GHz
Ref 30 dBm
#Atten 30 dB
-30.58 dBm
#Avg
Log
10
dB/
Offst
17
dB
Dl
-13.0
dBm
PAvg
M1 S2
S3 FC
£(f):
FTun
Swp
Center 4.000 GHz
Span 6 GHz
#Res BW 1 MHz
#VBW 3 MHz
Sweep 18.18 ms (6200 pts)
Center Freq
4.00000000 GHz
Start Freq
1.00000000 GHz
Stop Freq
7.00000000 GHz
CF Step
600.000000 MHz
Auto Man
Freq Offset
0.00000000 Hz
Signal Track
On Off
Copyright 2000-2006 Agilent Technologies

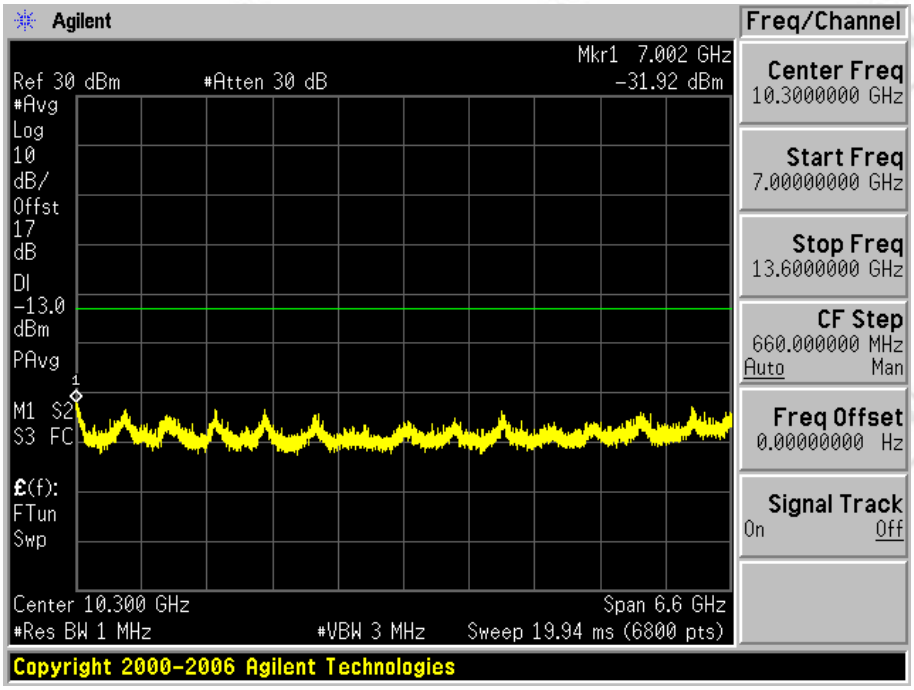
Agilent
Freq/Channel
Mkr1 7.002 GHz
Ref 30 dBm
#Atten 30 dB
-31.92 dBm
#Avg
Log
10
dB/
Offst
17
dB
Dl
-13.0
dBm
PAvg
M1 S2
S3 FC
£(f):
FTun
Swp
Center 10.300 GHz
Span 6.6 GHz
#Res BW 1 MHz
#VBW 3 MHz
Sweep 19.94 ms (6800 pts)
Center Freq
10.3000000 GHz
Start Freq
7.00000000 GHz
Stop Freq
13.6000000 GHz
CF Step
660.000000 MHz
Auto Man
Freq Offset
0.00000000 Hz
Signal Track
On Off
Copyright 2000-2006 Agilent Technologies

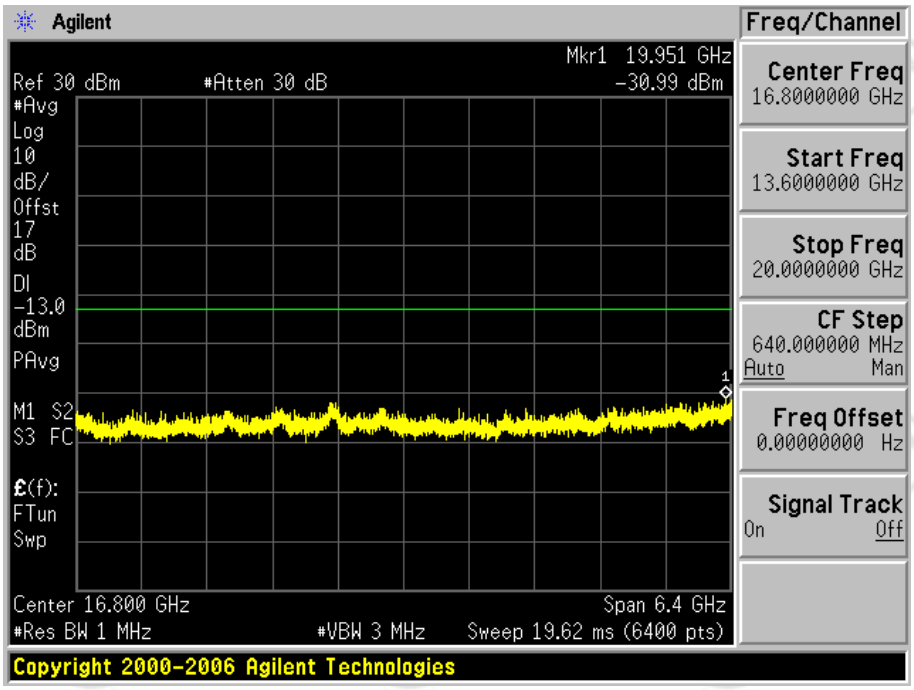
Agilent
Freq/Channel
Mkr1 19.951 GHz
Ref 30 dBm
#Atten 30 dB
-30.99 dBm
#Avg
Log
10
dB/
Offst
17
dB
Dl
-13.0
dBm
PAvg
M1 S2
S3 FC
£(f):
FTun
Swp
Center 16.800 GHz
Span 6.4 GHz
#Res BW 1 MHz
#VBW 3 MHz
Sweep 19.62 ms (6400 pts)
Center Freq
16.8000000 GHz
Start Freq
13.6000000 GHz
Stop Freq
20.0000000 GHz
CF Step
640.000000 MHz
Auto Man
Freq Offset
0.00000000 Hz
Signal Track
On Off
Copyright 2000-2006 Agilent Technologies

2.2.3 Test Mode=UMTS/TM3

2.2.3.1 Test Channel=LCH

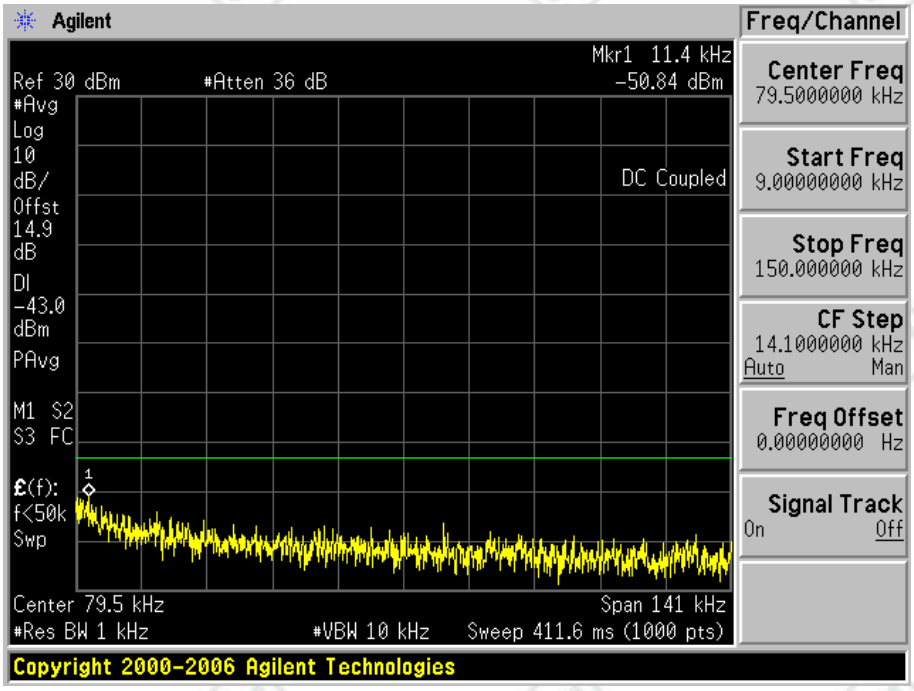

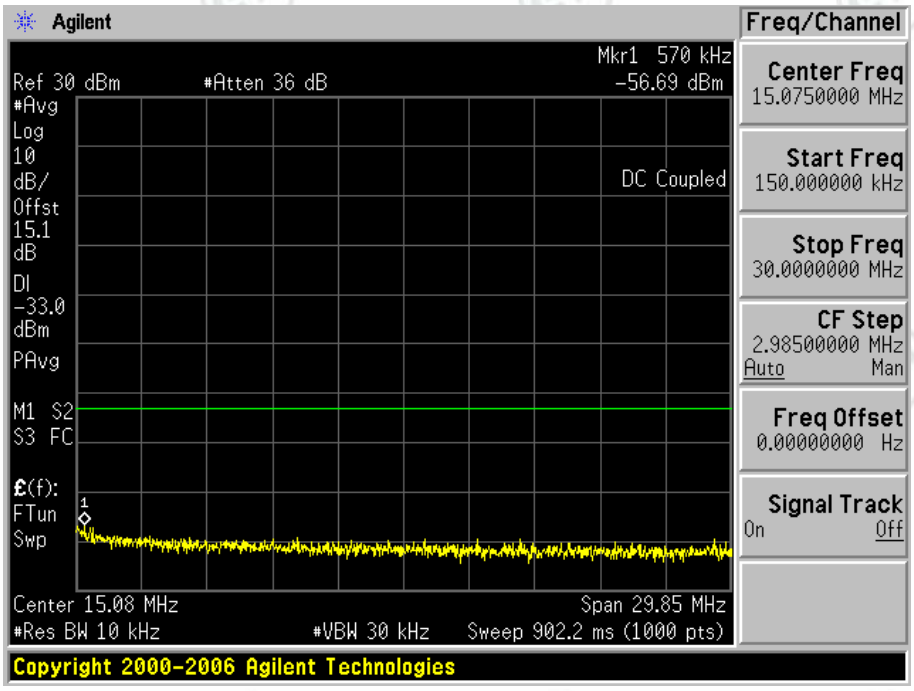

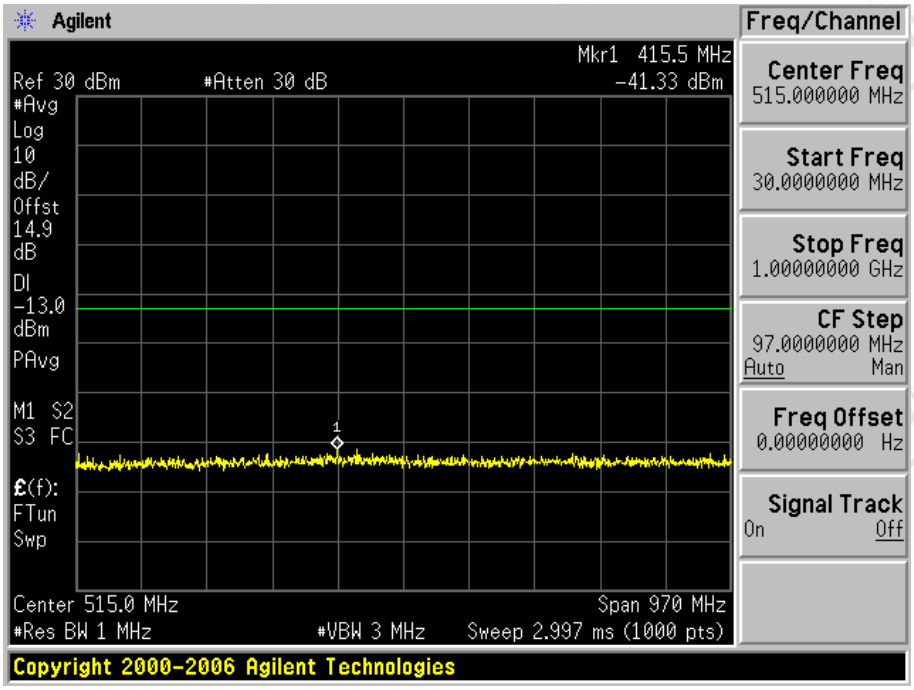
Agilent
Freq/Channel
Mkr1 415.5 MHz
Ref 30 dBm
#Atten 30 dB
-41.33 dBm
#Avg
Log
10
dB/
Offst
14.9
dB
Dl
-13.0
dBm
PAvg
M1 S2
S3 FC
£(f):
FTun
Swp
Center 515.0 MHz
Span 970 MHz
#Res BW 1 MHz
#VBW 3 MHz
Sweep 2.997 ms (1000 pts)
Center Freq
515.000000 MHz
Start Freq
30.0000000 MHz
Stop Freq
1.00000000 GHz
CF Step
97.0000000 MHz
Auto Man
Freq Offset
0.00000000 Hz
Signal Track
On Off
Copyright 2000-2006 Agilent Technologies

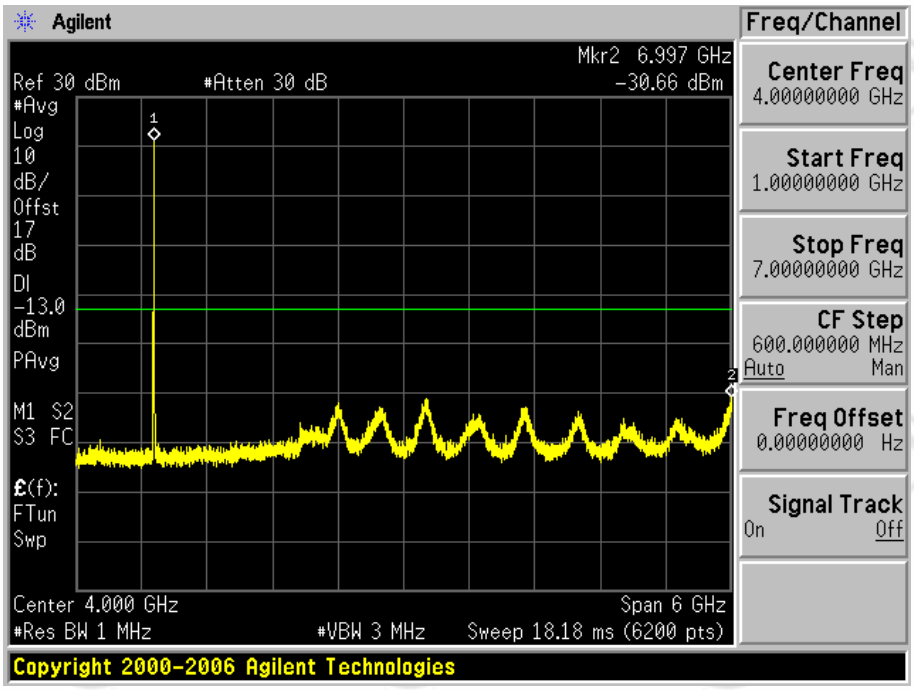
Agilent
Freq/Channel
Mkr2 6.997 GHz
Ref 30 dBm
#Atten 30 dB
-30.66 dBm
#Avg
Log
10
dB/
Offst
17
dB
Dl
-13.0
dBm
PAvg
M1 S2
S3 FC
£(f):
FTun
Swp
Center 4.000 GHz
Span 6 GHz
#Res BW 1 MHz
#VBW 3 MHz
Sweep 18.18 ms (6200 pts)
Center Freq
4.00000000 GHz
Start Freq
1.00000000 GHz
Stop Freq
7.00000000 GHz
CF Step
600.000000 MHz
Auto Man
Freq Offset
0.00000000 Hz
Signal Track
On Off
Copyright 2000-2006 Agilent Technologies

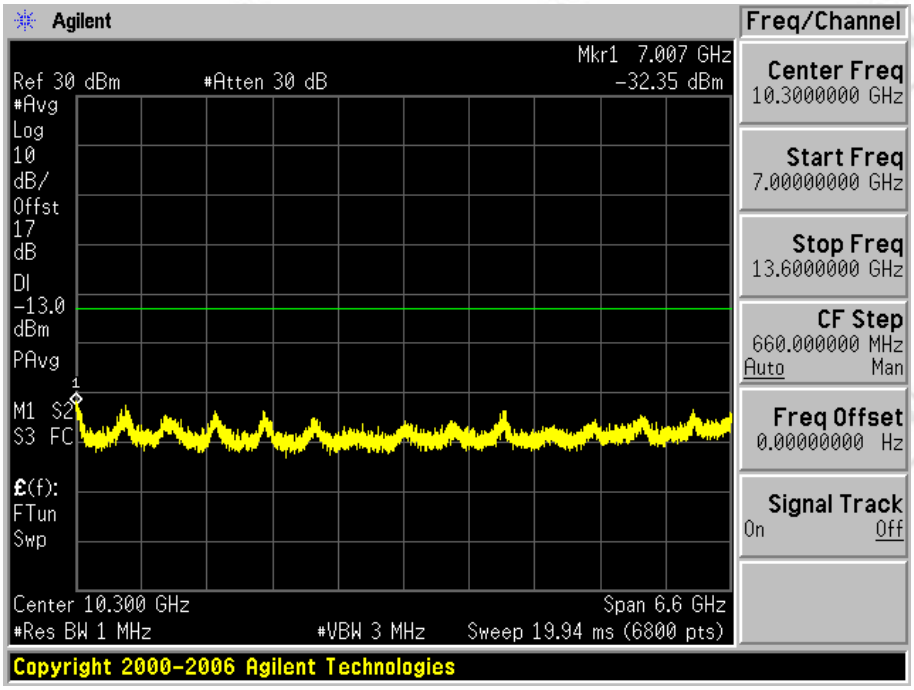
Agilent
Freq/Channel
Mkr1 7.007 GHz
Ref 30 dBm
#Atten 30 dB
-32.35 dBm
#Avg
Log
10
dB/
Offst
17
dB
Dl
-13.0
dBm
PAvg
M1 S2
S3 FC
£(f):
FTun
Swp
Center 10.300 GHz
Span 6.6 GHz
#Res BW 1 MHz
#VBW 3 MHz
Sweep 19.94 ms (6800 pts)
Center Freq
10.3000000 GHz
Start Freq
7.00000000 GHz
Stop Freq
13.6000000 GHz
CF Step
660.000000 MHz
Auto
Man
Freq Offset
0.00000000 Hz
Signal Track
On
Off
Copyright 2000-2006 Agilent Technologies

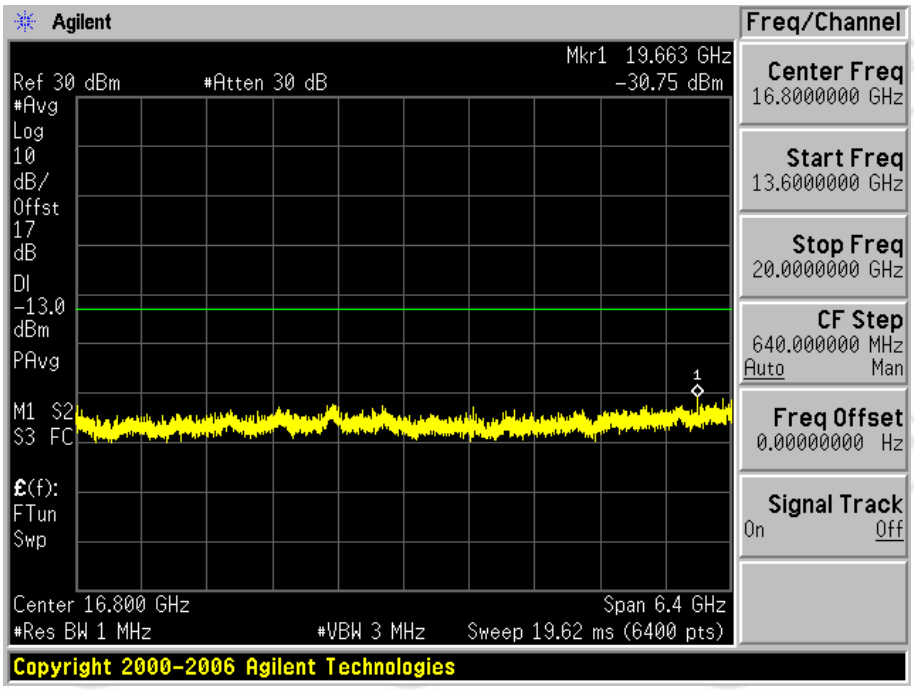
Agilent
Freq/Channel
Mkr1 19.663 GHz
Ref 30 dBm
#Atten 30 dB
-30.75 dBm
#Avg
Log
10
dB/
Offst
17
dB
Dl
-13.0
dBm
PAvg
M1 S2
S3 FC
£(f):
FTun
Swp
Center 16.800 GHz
Span 6.4 GHz
#Res BW 1 MHz
#VBW 3 MHz
Sweep 19.62 ms (6400 pts)
Center Freq
16.8000000 GHz
Start Freq
13.6000000 GHz
Stop Freq
20.0000000 GHz
CF Step
640.000000 MHz
Auto
Man
Freq Offset
0.00000000 Hz
Signal Track
On
Off
Copyright 2000-2006 Agilent Technologies

2.2.3.2 Test Channel=MCH

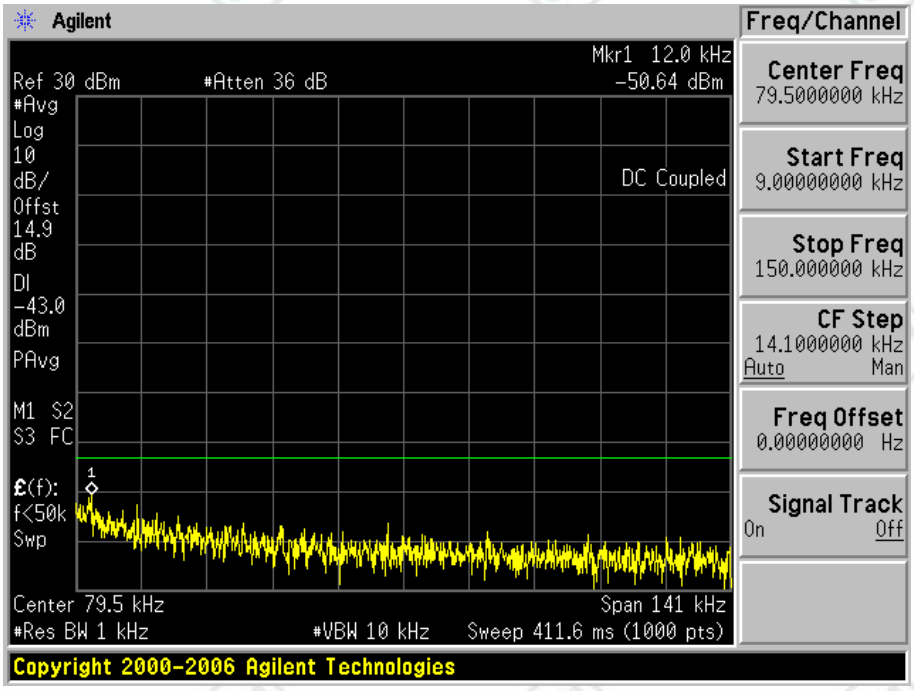

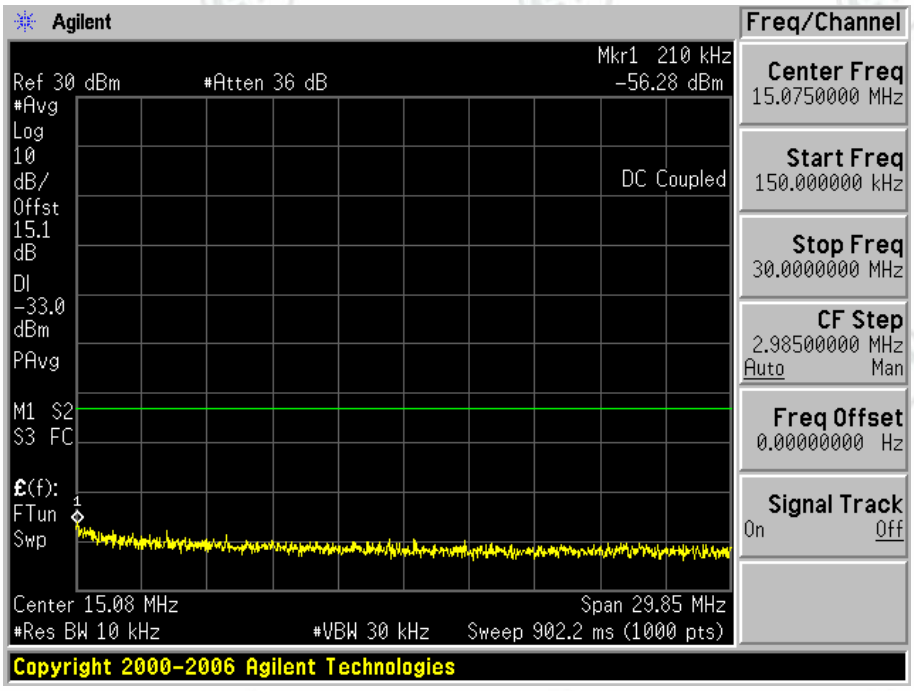

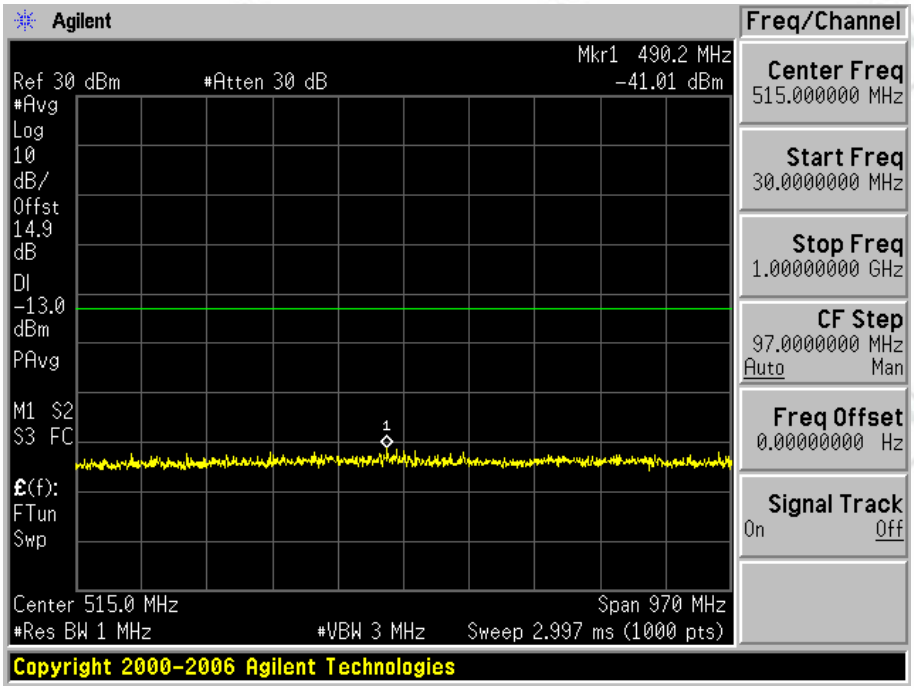
Agilent
Freq/Channel
Mkr1 490.2 MHz
Ref 30 dBm
#Atten 30 dB
-41.01 dBm
#Avg
Log
10
dB/
Offst
14.9
dB
Dl
-13.0
dBm
PAvg
M1 S2
S3 FC
£(f):
FTun
Swp
Center 515.0 MHz
Span 970 MHz
#Res BW 1 MHz
#VBW 3 MHz
Sweep 2.997 ms (1000 pts)
Center Freq
515.000000 MHz
Start Freq
30.0000000 MHz
Stop Freq
1.00000000 GHz
CF Step
97.0000000 MHz
Auto
Man
Freq Offset
0.00000000 Hz
Signal Track
On
Off
Copyright 2000-2006 Agilent Technologies

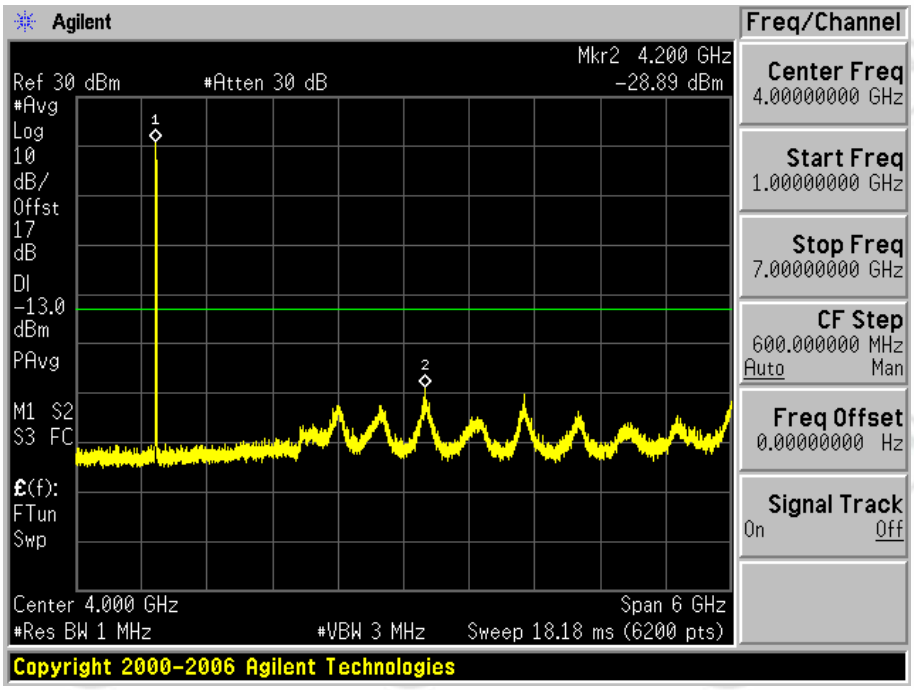
Agilent
Freq/Channel
Mkr2 4.200 GHz
Ref 30 dBm
#Atten 30 dB
-28.89 dBm
#Avg
Log
10
dB/
Offst
17
dB
Dl
-13.0
dBm
PAvg
M1 S2
S3 FC
£(f):
FTun
Swp
Center 4.000 GHz
Span 6 GHz
#Res BW 1 MHz
#VBW 3 MHz
Sweep 18.18 ms (6200 pts)
Center Freq
4.00000000 GHz
Start Freq
1.00000000 GHz
Stop Freq
7.00000000 GHz
CF Step
600.000000 MHz
Auto
Man
Freq Offset
0.00000000 Hz
Signal Track
On
Off
Copyright 2000-2006 Agilent Technologies

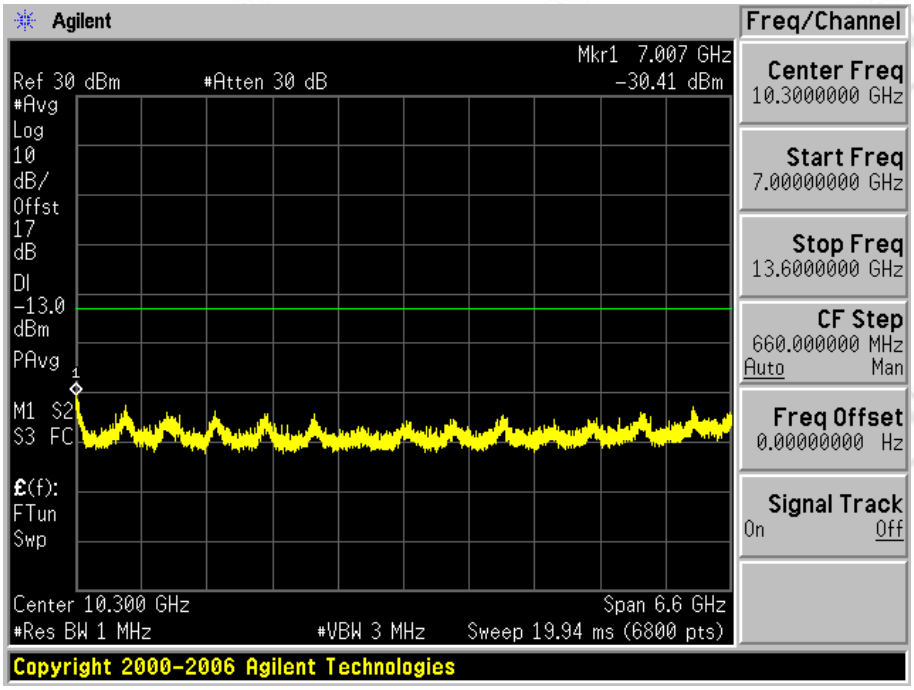
Agilent
Freq/Channel
Mkr1 7.007 GHz
Ref 30 dBm
#Atten 30 dB
-30.41 dBm
#Avg
Log
10
dB/
Offst
17
dB
Dl
-13.0
dBm
PAvg
M1 S2
S3 FC
£(f):
FTun
Swp
Center 10.300 GHz
Span 6.6 GHz
#Res BW 1 MHz
#VBW 3 MHz
Sweep 19.94 ms (6800 pts)
Center Freq
10.3000000 GHz
Start Freq
7.00000000 GHz
Stop Freq
13.6000000 GHz
CF Step
660.000000 MHz
Auto Man
Freq Offset
0.00000000 Hz
Signal Track
On Off
Copyright 2000-2006 Agilent Technologies

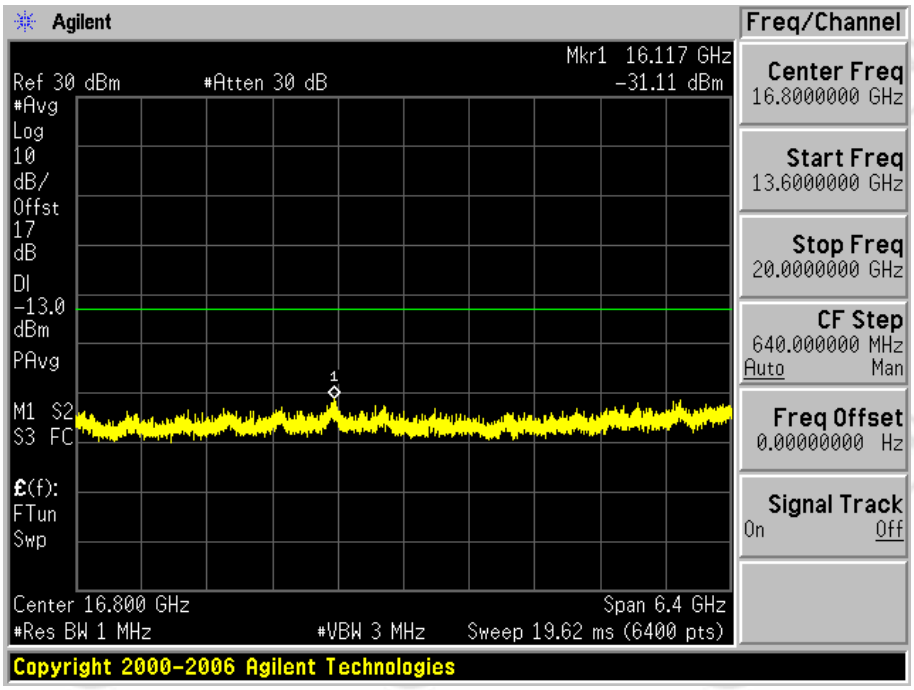
Agilent
Freq/Channel
Mkr1 16.117 GHz
Ref 30 dBm
#Atten 30 dB
-31.11 dBm
#Avg
Log
10
dB/
Offst
17
dB
Dl
-13.0
dBm
PAvg
M1 S2
S3 FC
£(f):
FTun
Swp
Center 16.800 GHz
Span 6.4 GHz
#Res BW 1 MHz
#VBW 3 MHz
Sweep 19.62 ms (6400 pts)
Center Freq
16.8000000 GHz
Start Freq
13.6000000 GHz
Stop Freq
20.0000000 GHz
CF Step
640.000000 MHz
Auto Man
Freq Offset
0.00000000 Hz
Signal Track
On Off
Copyright 2000-2006 Agilent Technologies

2.2.3.3 Test Channel=HCH

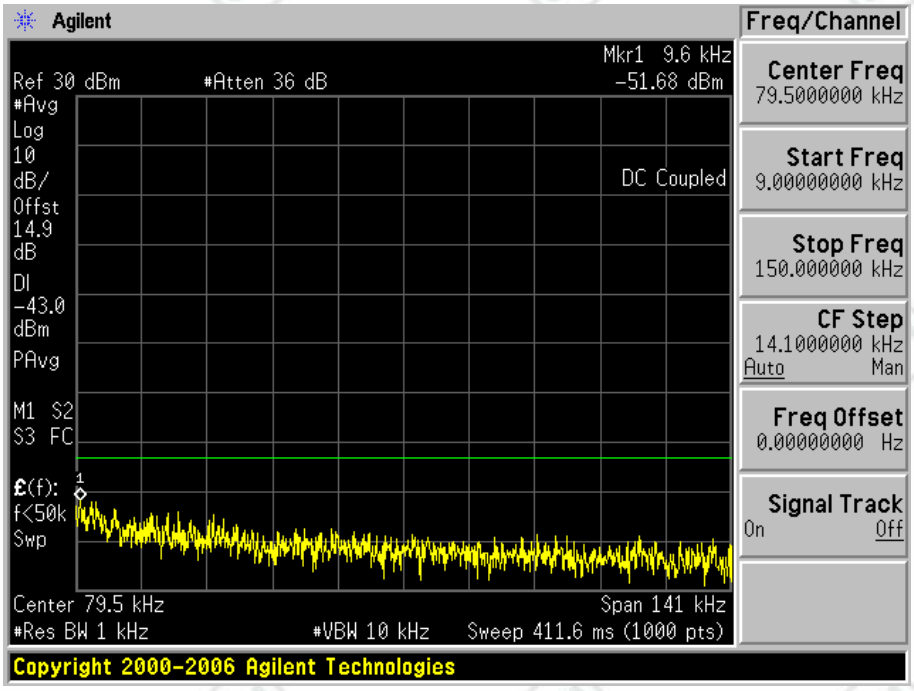

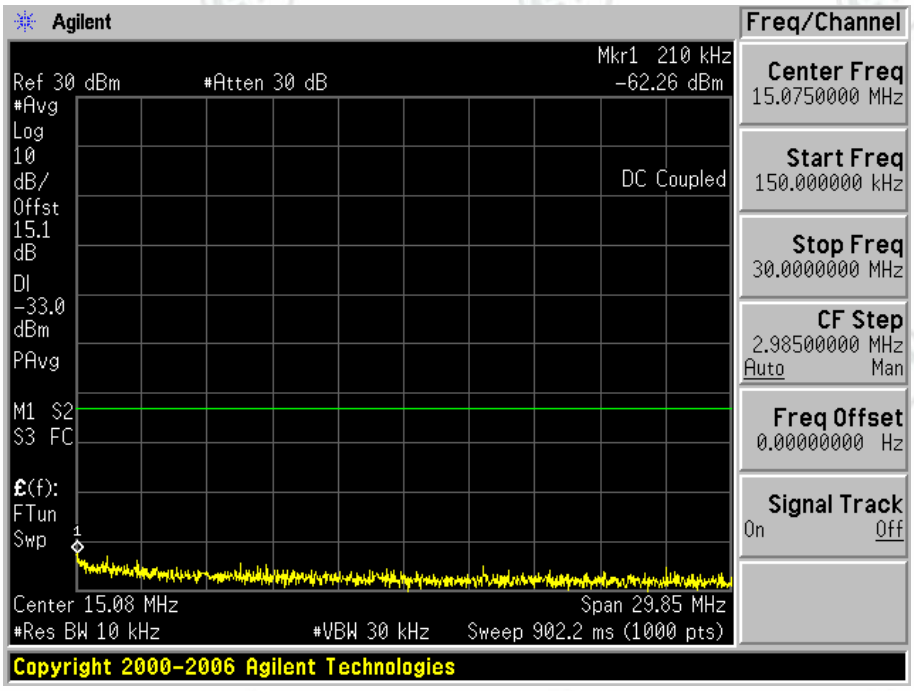

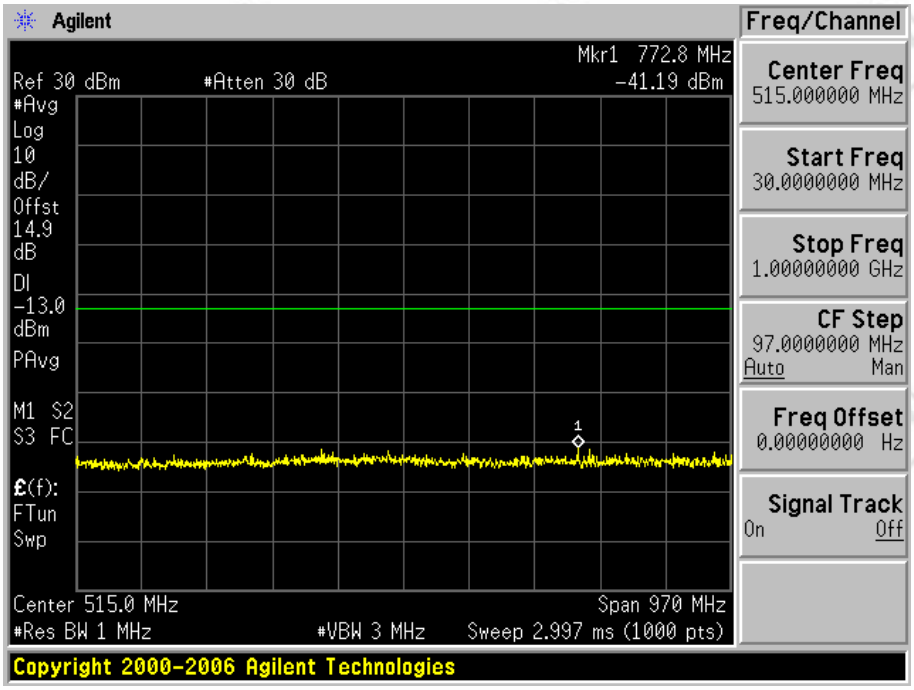
Agilent
Freq/Channel
Mkr1 772.8 MHz
Ref 30 dBm
#Atten 30 dB
-41.19 dBm
#Avg
Log
10
dB/
Offst
14.9
dB
Dl
-13.0
dBm
PAvg
M1 S2
S3 FC
£(f):
FTun
Swp
Center 515.0 MHz
Span 970 MHz
#Res BW 1 MHz
#VBW 3 MHz
Sweep 2.997 ms (1000 pts)
Center Freq
515.000000 MHz
Start Freq
30.0000000 MHz
Stop Freq
1.00000000 GHz
CF Step
97.0000000 MHz
Auto Man
Freq Offset
0.00000000 Hz
Signal Track
On Off
Copyright 2000-2006 Agilent Technologies

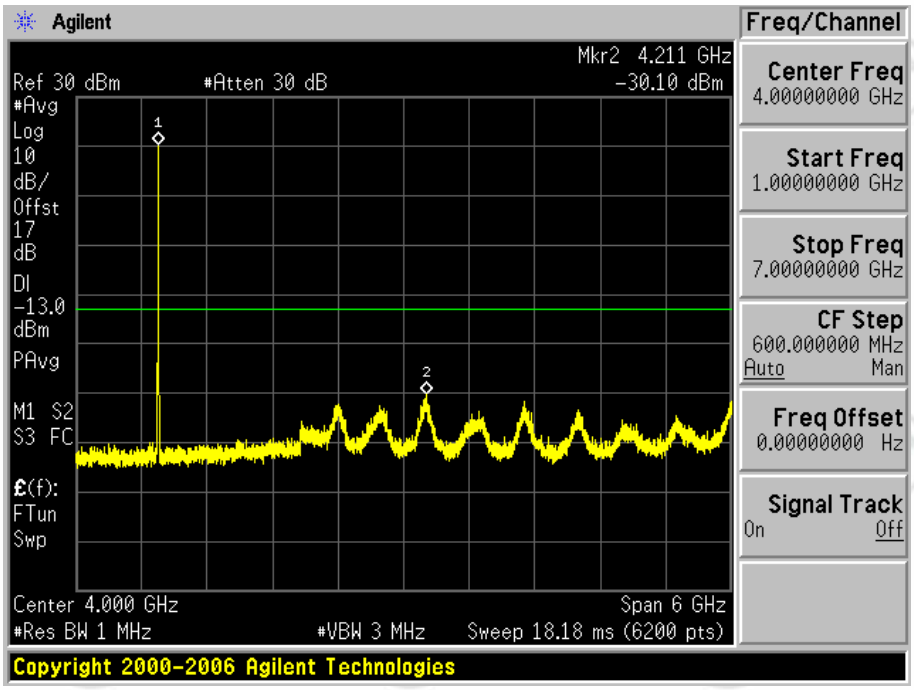
Agilent
Freq/Channel
Mkr2 4.211 GHz
Ref 30 dBm
#Atten 30 dB
-30.10 dBm
#Avg
Log
10
dB/
Offst
17
dB
Dl
-13.0
dBm
PAvg
M1 S2
S3 FC
£(f):
FTun
Swp
Center 4.000 GHz
Span 6 GHz
#Res BW 1 MHz
#VBW 3 MHz
Sweep 18.18 ms (6200 pts)
Center Freq
4.00000000 GHz
Start Freq
1.00000000 GHz
Stop Freq
7.00000000 GHz
CF Step
600.000000 MHz
Auto Man
Freq Offset
0.00000000 Hz
Signal Track
On Off
Copyright 2000-2006 Agilent Technologies

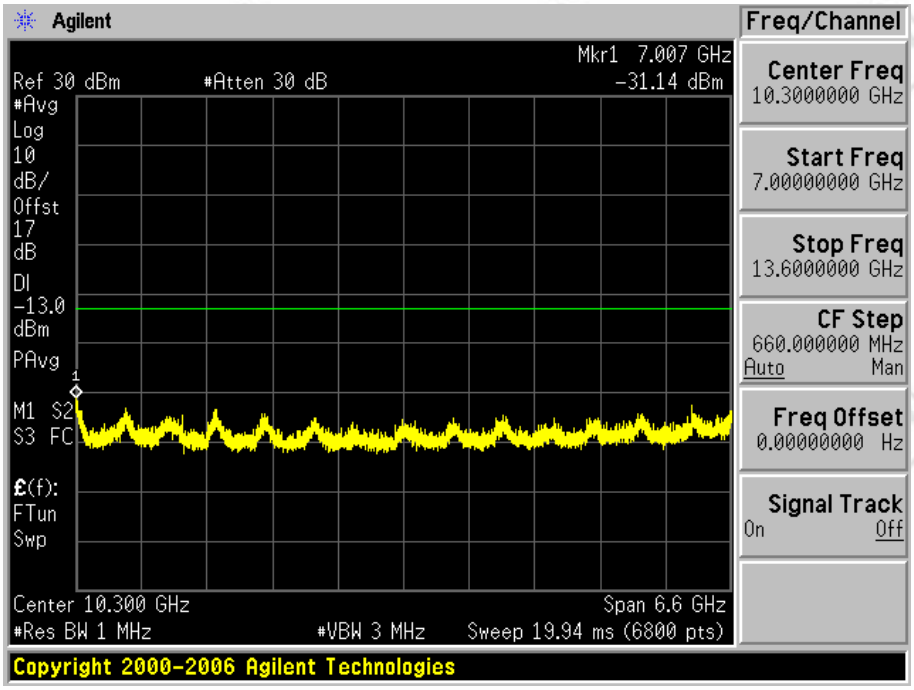
Agilent
Freq/Channel
Mkr1 7.007 GHz
Ref 30 dBm
#Atten 30 dB
-31.14 dBm
#Avg
Log
10
dB/
Offst
17
dB
Dl
-13.0
dBm
PAvg
M1 S2
S3 FC
£(f):
FTun
Swp
Center 10.300 GHz
Span 6.6 GHz
#Res BW 1 MHz
#VBW 3 MHz
Sweep 19.94 ms (6800 pts)
Center Freq
10.3000000 GHz
Start Freq
7.00000000 GHz
Stop Freq
13.6000000 GHz
CF Step
660.000000 MHz
Auto Man
Freq Offset
0.00000000 Hz
Signal Track
On Off
Copyright 2000-2006 Agilent Technologies

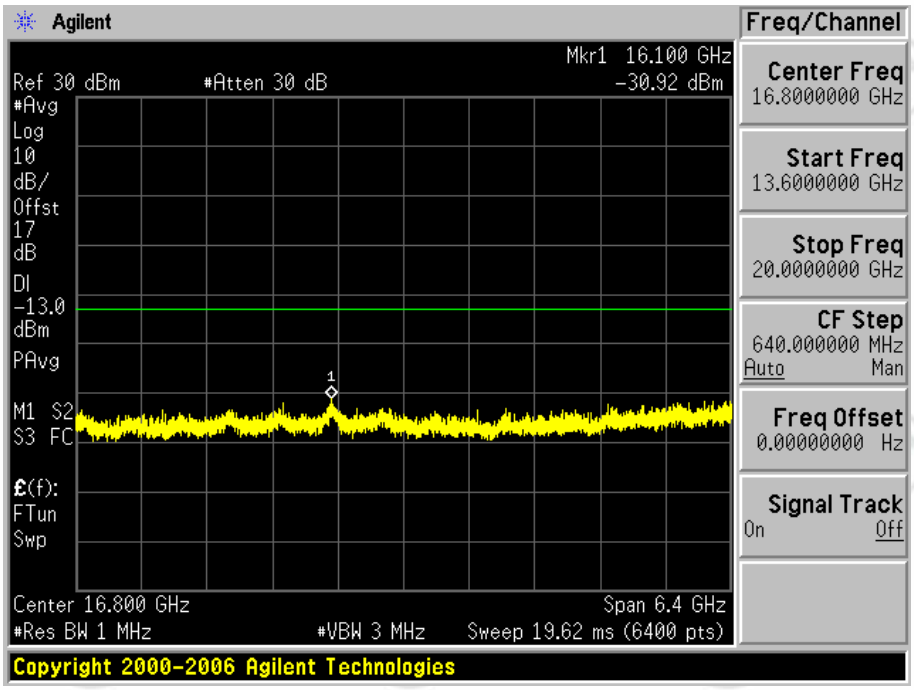
Agilent
Freq/Channel
Mkr1 16.100 GHz
Ref 30 dBm
#Atten 30 dB
-30.92 dBm
#Avg
Log
10
dB/
Offst
17
dB
Dl
-13.0
dBm
PAvg
M1 S2
S3 FC
£(f):
FTun
Swp
Center 16.800 GHz
Span 6.4 GHz
#Res BW 1 MHz
#VBW 3 MHz
Sweep 19.62 ms (6400 pts)
Center Freq
16.8000000 GHz
Start Freq
13.6000000 GHz
Stop Freq
20.0000000 GHz
CF Step
640.000000 MHz
Auto Man
Freq Offset
0.00000000 Hz
Signal Track
On Off
Copyright 2000-2006 Agilent Technologies

2.3 Test Band=WCDMA1900

2.3.1 Test Mode=UMTS/TM1

2.3.1.1 Test Channel=LCH

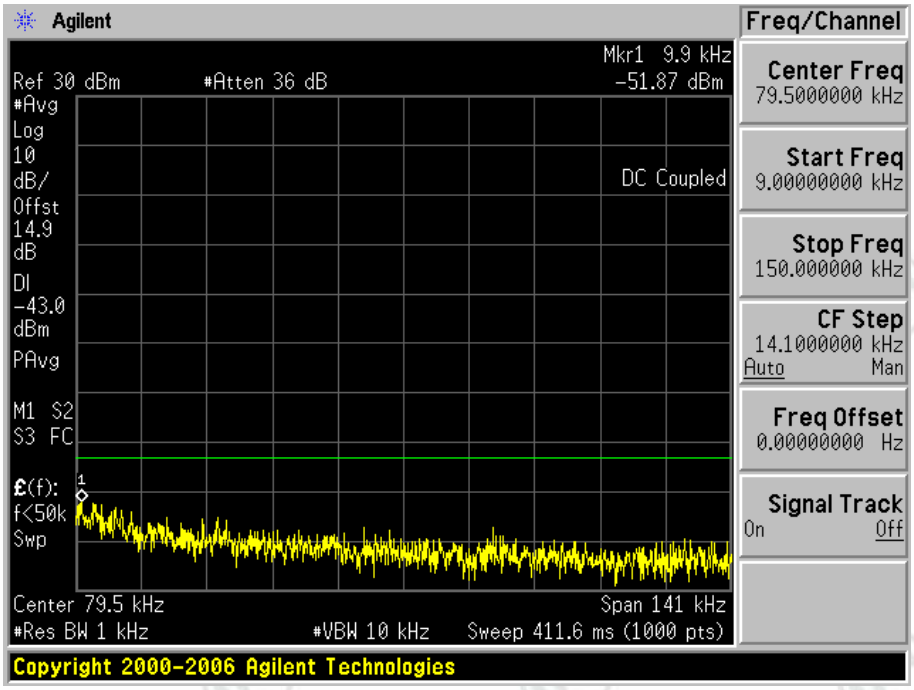

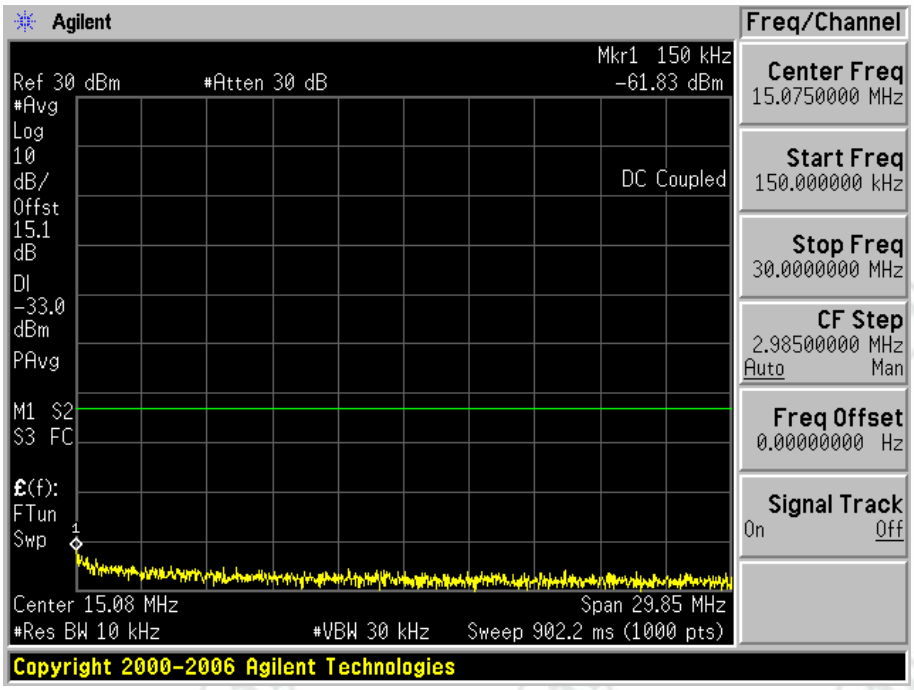

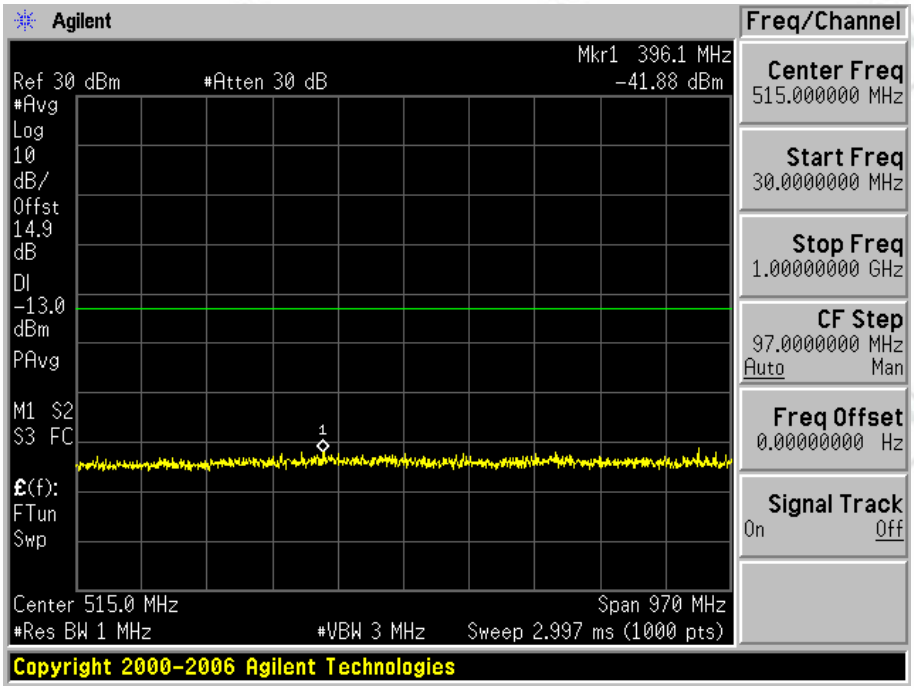
Agilent
Freq/Channel
Mkr1 396.1 MHz
Ref 30 dBm
#Atten 30 dB
-41.88 dBm
#Avg
Log
10
dB/
Offst
14.9
dB
Dl
-13.0
dBm
PAvg
M1 S2
S3 FC
£(f):
FTun
Swp
Center 515.0 MHz
Span 970 MHz
#Res BW 1 MHz
#VBW 3 MHz
Sweep 2.997 ms (1000 pts)
Center Freq
515.000000 MHz
Start Freq
30.0000000 MHz
Stop Freq
1.00000000 GHz
CF Step
97.0000000 MHz
Auto Man
Freq Offset
0.00000000 Hz
Signal Track
On Off
Copyright 2000-2006 Agilent Technologies

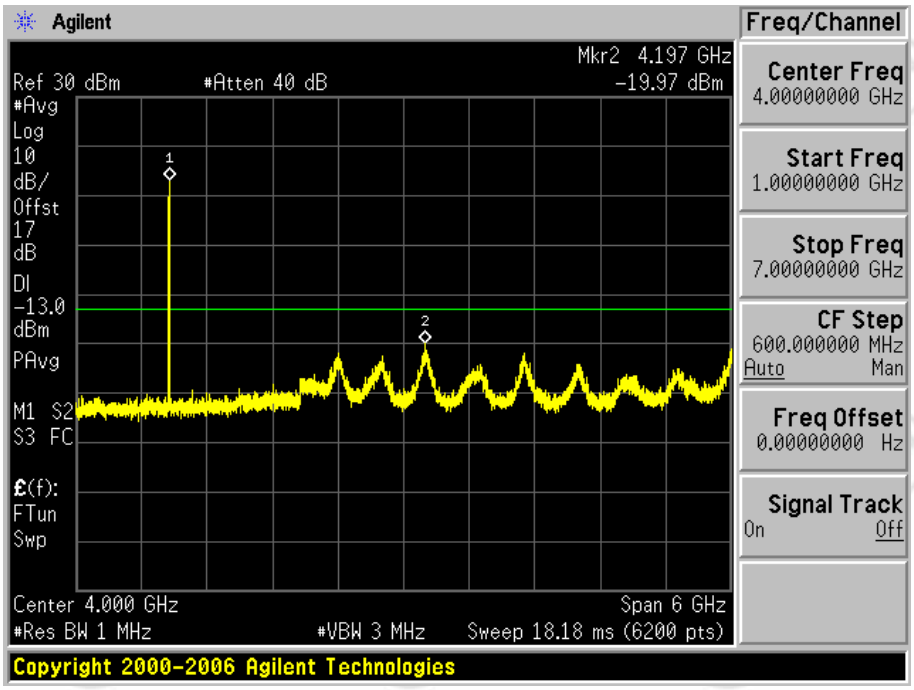
Agilent
Freq/Channel
Mkr2 4.197 GHz
Ref 30 dBm
#Atten 40 dB
-19.97 dBm
#Avg
Log
10
dB/
Offst
17
dB
Dl
-13.0
dBm
PAvg
M1 S2
S3 FC
£(f):
FTun
Swp
Center 4.000 GHz
Span 6 GHz
#Res BW 1 MHz
#VBW 3 MHz
Sweep 18.18 ms (6200 pts)
Center Freq
4.00000000 GHz
Start Freq
1.00000000 GHz
Stop Freq
7.00000000 GHz
CF Step
600.000000 MHz
Auto Man
Freq Offset
0.00000000 Hz
Signal Track
On Off
Copyright 2000-2006 Agilent Technologies

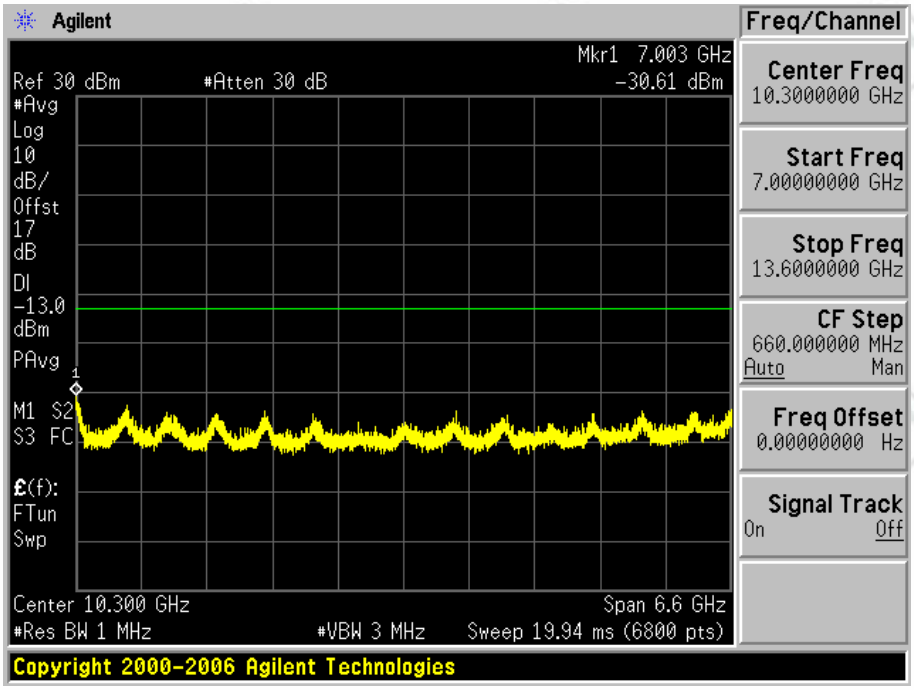
Agilent
Freq/Channel
Mkr1 7.003 GHz
Ref 30 dBm
#Atten 30 dB
-30.61 dBm
#Avg
Log
10
dB/
Offst
17
dB
Dl
-13.0
dBm
PAvg
M1 S2
S3 FC
£(f):
FTun
Swp
Center 10.300 GHz
Span 6.6 GHz
#Res BW 1 MHz
#VBW 3 MHz
Sweep 19.94 ms (6800 pts)
Center Freq
10.3000000 GHz
Start Freq
7.00000000 GHz
Stop Freq
13.6000000 GHz
CF Step
660.000000 MHz
Auto Man
Freq Offset
0.00000000 Hz
Signal Track
On Off
Copyright 2000-2006 Agilent Technologies

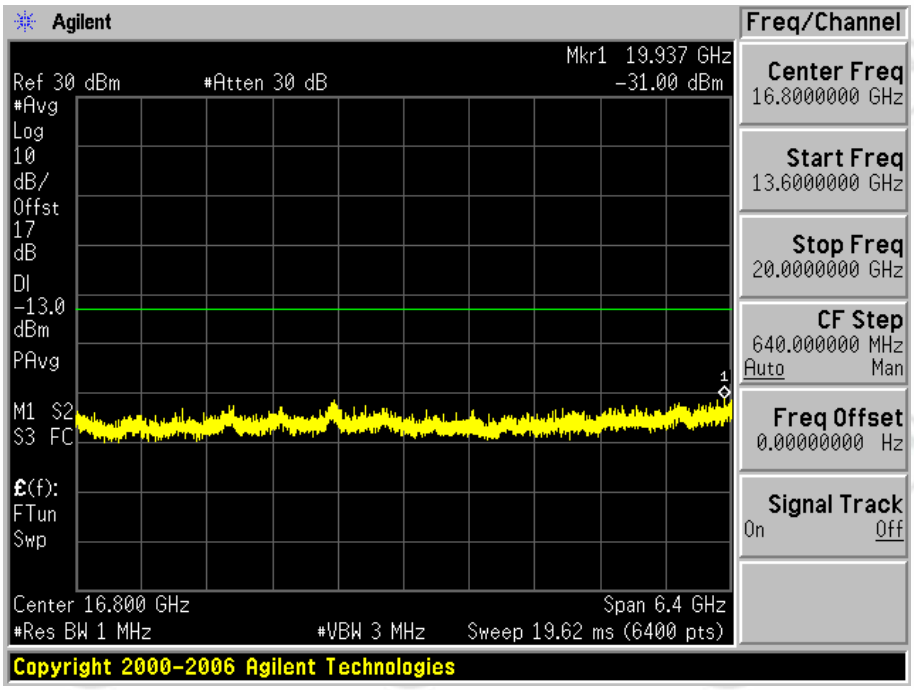
Agilent
Freq/Channel
Mkr1 19.937 GHz
Ref 30 dBm
#Atten 30 dB
-31.00 dBm
#Avg
Log
10
dB/
Offst
17
dB
Dl
-13.0
dBm
PAvg
M1 S2
S3 FC
£(f):
FTun
Swp
Center 16.800 GHz
Span 6.4 GHz
#Res BW 1 MHz
#VBW 3 MHz
Sweep 19.62 ms (6400 pts)
Center Freq
16.8000000 GHz
Start Freq
13.6000000 GHz
Stop Freq
20.0000000 GHz
CF Step
640.000000 MHz
Auto Man
Freq Offset
0.00000000 Hz
Signal Track
On Off
Copyright 2000-2006 Agilent Technologies

2.3.1.2 Test Channel=MCH

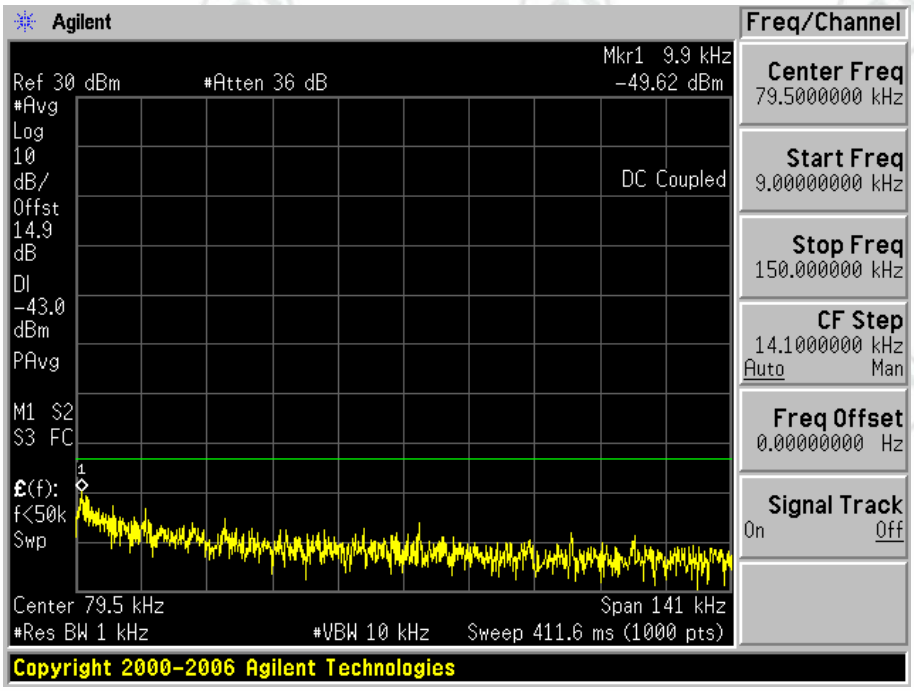

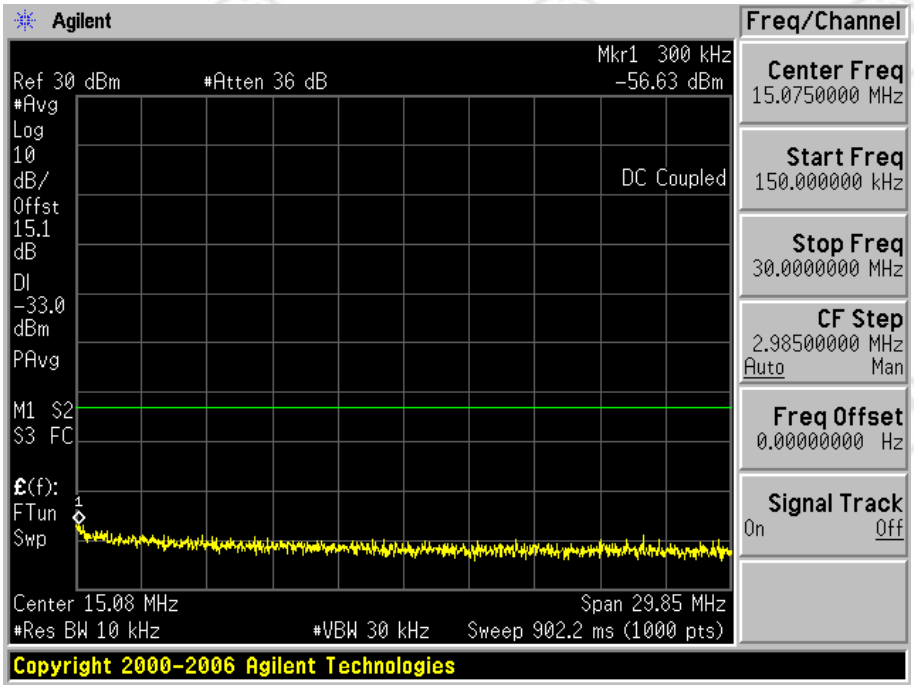

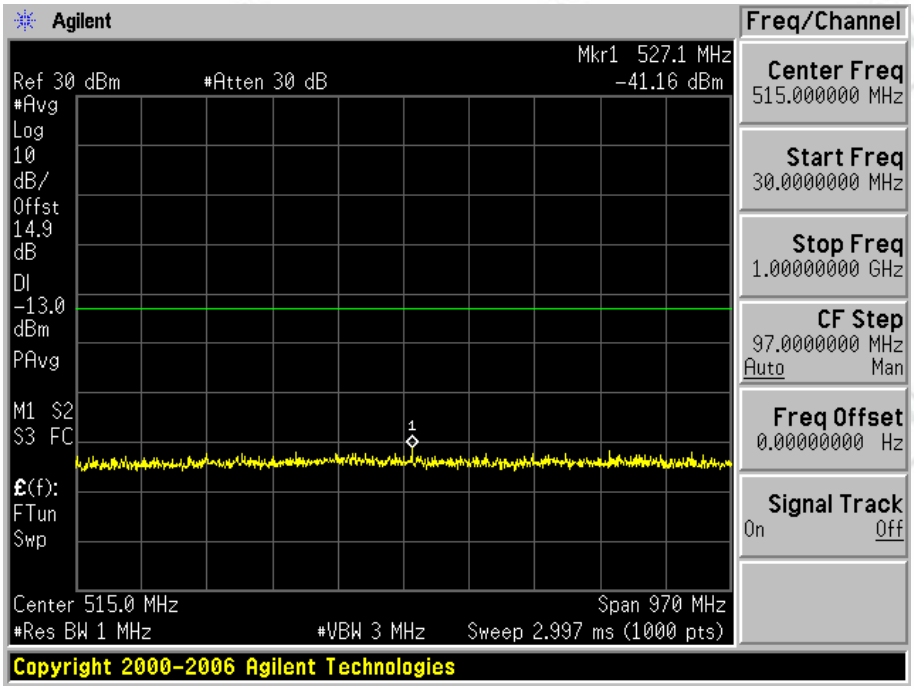
Agilent
Freq/Channel
Mkr1 527.1 MHz
Ref 30 dBm
#Atten 30 dB
-41.16 dBm
#Avg
Log
10
dB/
Offst
14.9
dB
Dl
-13.0
dBm
PAvg
M1 S2
S3 FC
£(f):
FTun
Swp
Center Freq
515.000000 MHz
Start Freq
30.0000000 MHz
Stop Freq
1.00000000 GHz
CF Step
97.0000000 MHz
Auto Man
Freq Offset
0.00000000 Hz
Signal Track
On Off
Center 515.0 MHz
Span 970 MHz
#Res BW 1 MHz
#VBW 3 MHz
Sweep 2.997 ms (1000 pts)
Copyright 2000-2006 Agilent Technologies

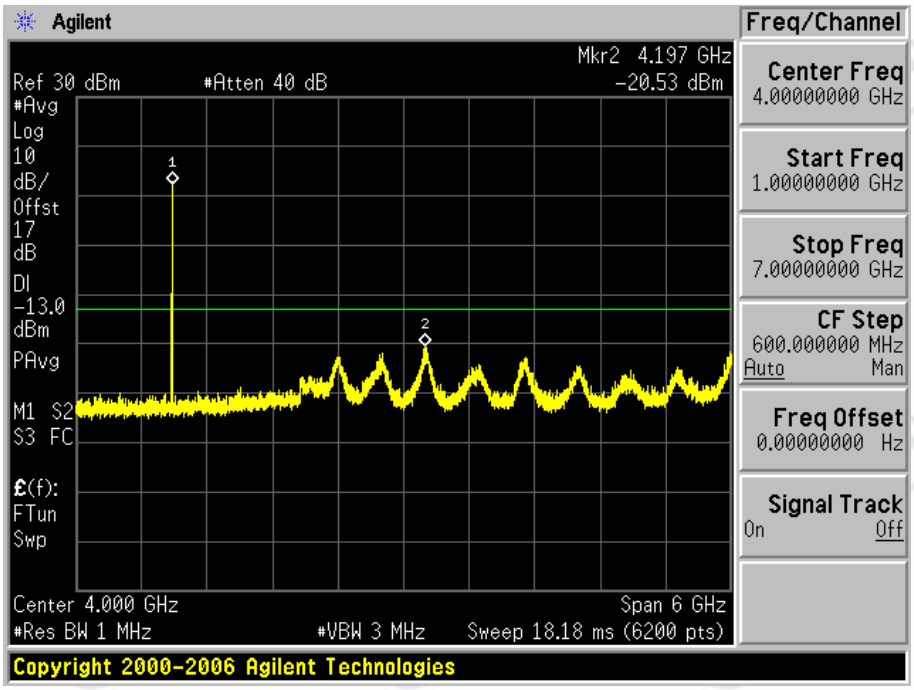
Agilent
Freq/Channel
Mkr2 4.197 GHz
Ref 30 dBm
#Atten 40 dB
-20.53 dBm
#Avg
Log
10
dB/
Offst
17
dB
Dl
-13.0
dBm
PAvg
M1 S2
S3 FC
£(f):
FTun
Swp
Center Freq
4.00000000 GHz
Start Freq
1.00000000 GHz
Stop Freq
7.00000000 GHz
CF Step
600.000000 MHz
Auto Man
Freq Offset
0.00000000 Hz
Signal Track
On Off
Center 4.000 GHz
Span 6 GHz
#Res BW 1 MHz
#VBW 3 MHz
Sweep 18.18 ms (6200 pts)
Copyright 2000-2006 Agilent Technologies

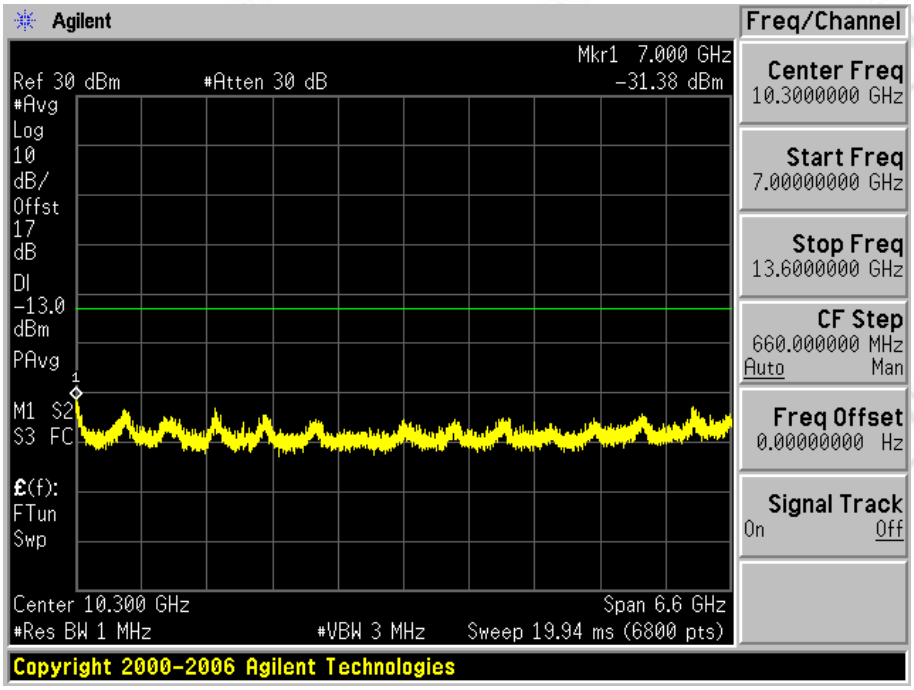
Agilent
Freq/Channel
Mkr1 7.000 GHz
Ref 30 dBm
#Atten 30 dB
-31.38 dBm
#Avg
Log
10
dB/
Offst
17
dB
Dl
-13.0
dBm
PAvg
M1 S2
S3 FC
£(f):
FTun
Swp
Center 10.300 GHz
Span 6.6 GHz
#Res BW 1 MHz
#VBW 3 MHz
Sweep 19.94 ms (6800 pts)
Center Freq
10.3000000 GHz
Start Freq
7.00000000 GHz
Stop Freq
13.6000000 GHz
CF Step
660.000000 MHz
Auto Man
Freq Offset
0.00000000 Hz
Signal Track
On Off
Copyright 2000-2006 Agilent Technologies

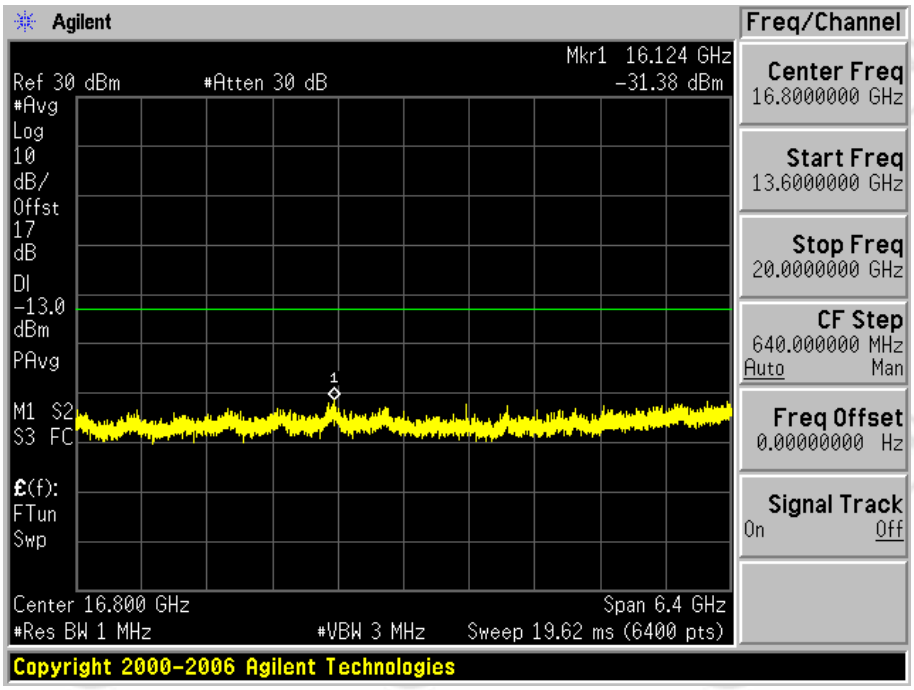
Agilent
Freq/Channel
Mkr1 16.124 GHz
Ref 30 dBm
#Atten 30 dB
-31.38 dBm
#Avg
Log
10
dB/
Offst
17
dB
Dl
-13.0
dBm
PAvg
M1 S2
S3 FC
£(f):
FTun
Swp
Center 16.800 GHz
Span 6.4 GHz
#Res BW 1 MHz
#VBW 3 MHz
Sweep 19.62 ms (6400 pts)
Center Freq
16.8000000 GHz
Start Freq
13.6000000 GHz
Stop Freq
20.0000000 GHz
CF Step
640.000000 MHz
Auto Man
Freq Offset
0.00000000 Hz
Signal Track
On Off
Copyright 2000-2006 Agilent Technologies

2.3.1.3 Test Channel=HCH

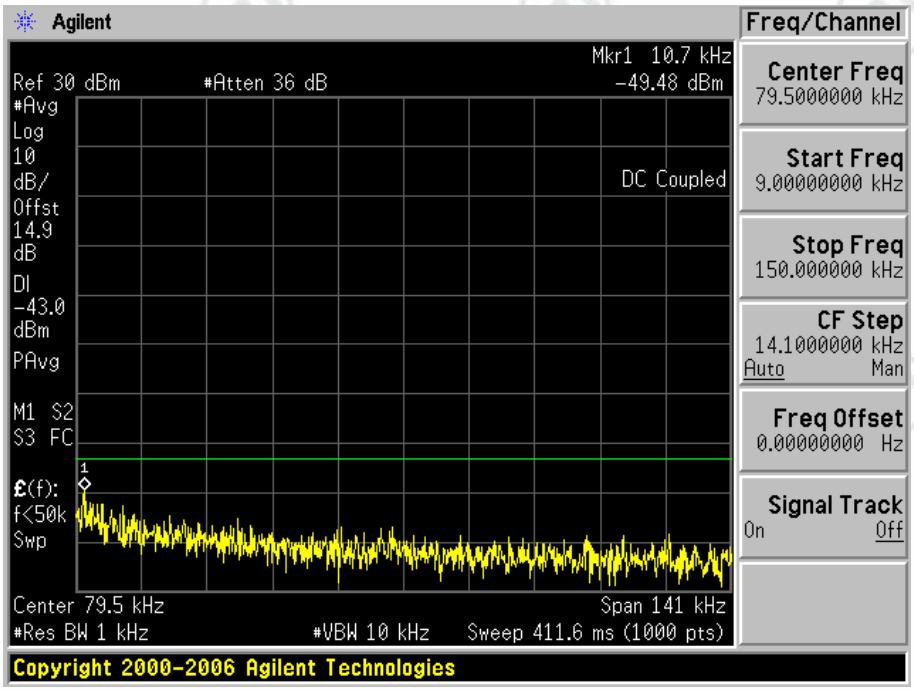

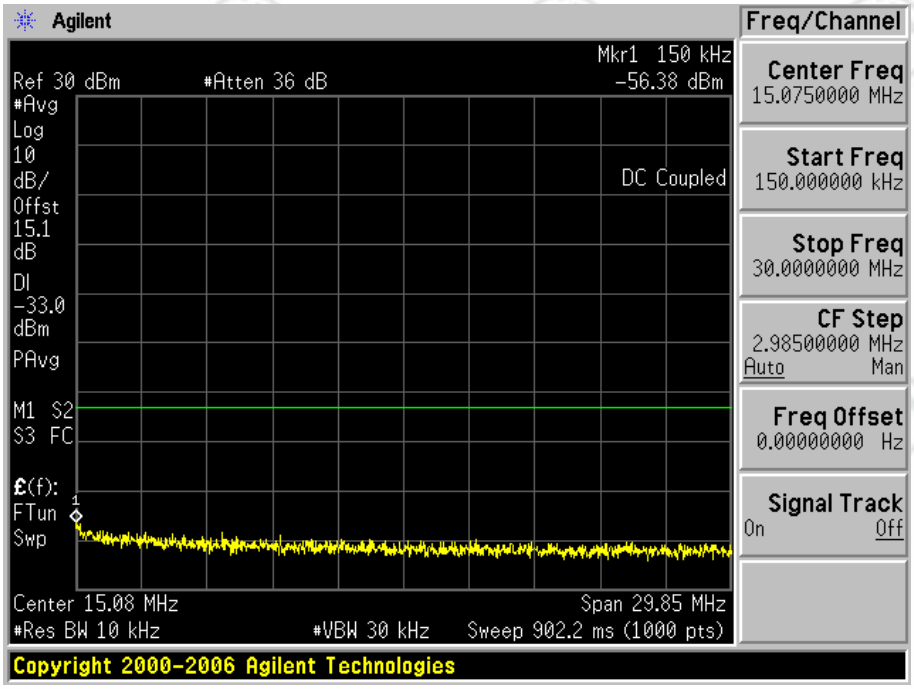

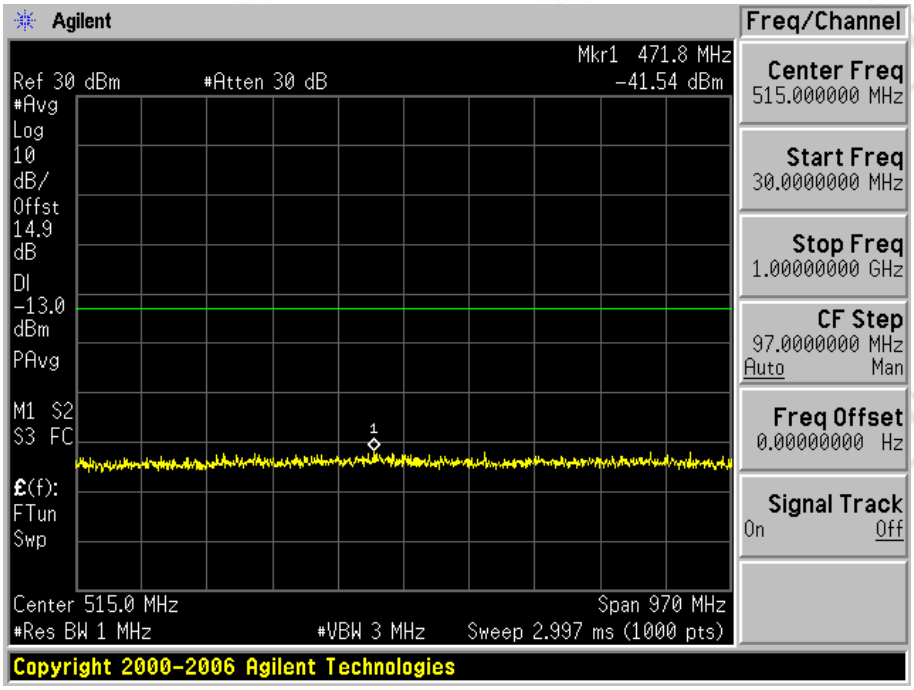
Agilent
Freq/Channel
Mkr1 471.8 MHz
Ref 30 dBm
#Atten 30 dB
-41.54 dBm
#Avg
Log
10
dB/
Offst
14.9
dB
Dl
-13.0
dBm
PAvg
M1 S2
S3 FC
£(f):
FTun
Swp
Center 515.0 MHz
Span 970 MHz
#Res BW 1 MHz
#VBW 3 MHz
Sweep 2.997 ms (1000 pts)
Center Freq
515.000000 MHz
Start Freq
30.0000000 MHz
Stop Freq
1.00000000 GHz
CF Step
97.0000000 MHz
Auto Man
Freq Offset
0.00000000 Hz
Signal Track
On Off
Copyright 2000-2006 Agilent Technologies

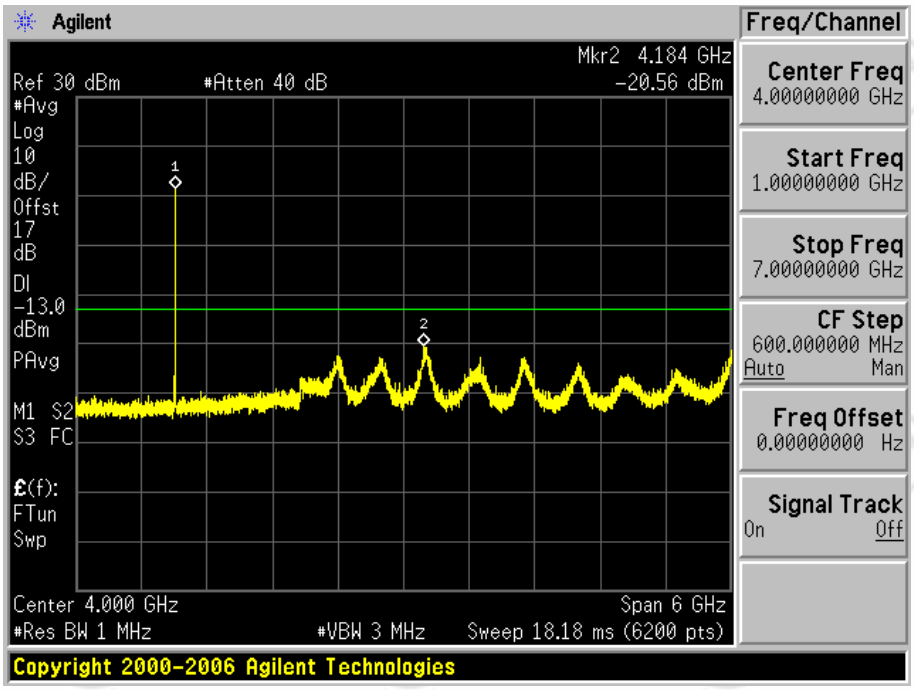
Agilent
Freq/Channel
Mkr2 4.184 GHz
Ref 30 dBm
#Atten 40 dB
-20.56 dBm
#Avg
Log
10
dB/
Offst
17
dB
Dl
-13.0
dBm
PAvg
M1 S2
S3 FC
£(f):
FTun
Swp
Center 4.000 GHz
Span 6 GHz
#Res BW 1 MHz
#VBW 3 MHz
Sweep 18.18 ms (6200 pts)
Center Freq
4.00000000 GHz
Start Freq
1.00000000 GHz
Stop Freq
7.00000000 GHz
CF Step
600.000000 MHz
Auto Man
Freq Offset
0.00000000 Hz
Signal Track
On Off
Copyright 2000-2006 Agilent Technologies

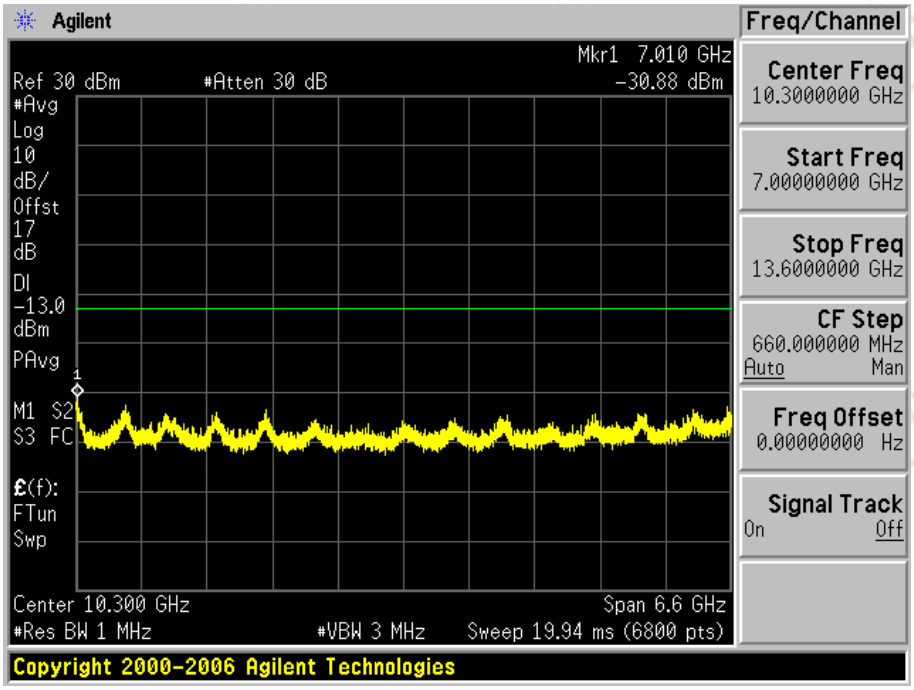
Agilent
Freq/Channel
Mkr1 7.010 GHz
Ref 30 dBm
#Atten 30 dB
-30.88 dBm
#Avg
Log
10
dB/
Offst
17
dB
Dl
-13.0
dBm
PAvg
M1 S2
S3 FC
£(f):
FTun
Swp
Center 10.300 GHz
Span 6.6 GHz
#Res BW 1 MHz
#VBW 3 MHz
Sweep 19.94 ms (6800 pts)
Center Freq
10.3000000 GHz
Start Freq
7.00000000 GHz
Stop Freq
13.6000000 GHz
CF Step
660.000000 MHz
Auto Man
Freq Offset
0.00000000 Hz
Signal Track
On Off
Copyright 2000-2006 Agilent Technologies

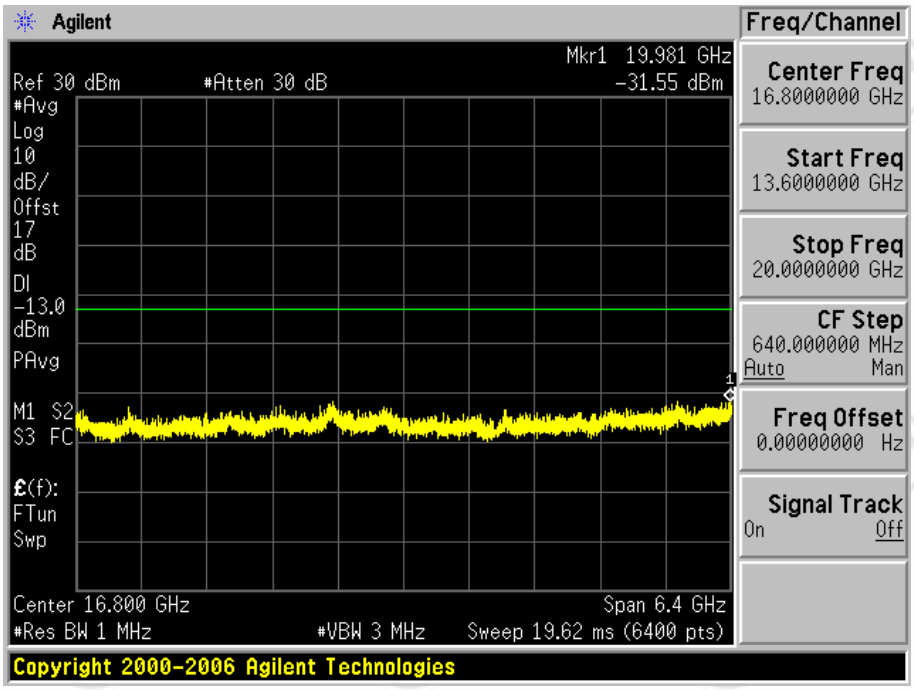
Agilent
Freq/Channel
Mkr1 19.981 GHz
Ref 30 dBm
#Atten 30 dB
-31.55 dBm
#Avg
Log
10
dB/
Offst
17
dB
Dl
-13.0
dBm
PAvg
M1 S2
S3 FC
£(f):
FTun
Swp
Center 16.800 GHz
Span 6.4 GHz
#Res BW 1 MHz
#VBW 3 MHz
Sweep 19.62 ms (6400 pts)
Center Freq
16.8000000 GHz
Start Freq
13.6000000 GHz
Stop Freq
20.0000000 GHz
CF Step
640.000000 MHz
Auto Man
Freq Offset
0.00000000 Hz
Signal Track
On Off
Copyright 2000-2006 Agilent Technologies

2.3.2 Test Mode=UMTS/TM2

2.3.2.1 Test Channel=LCH

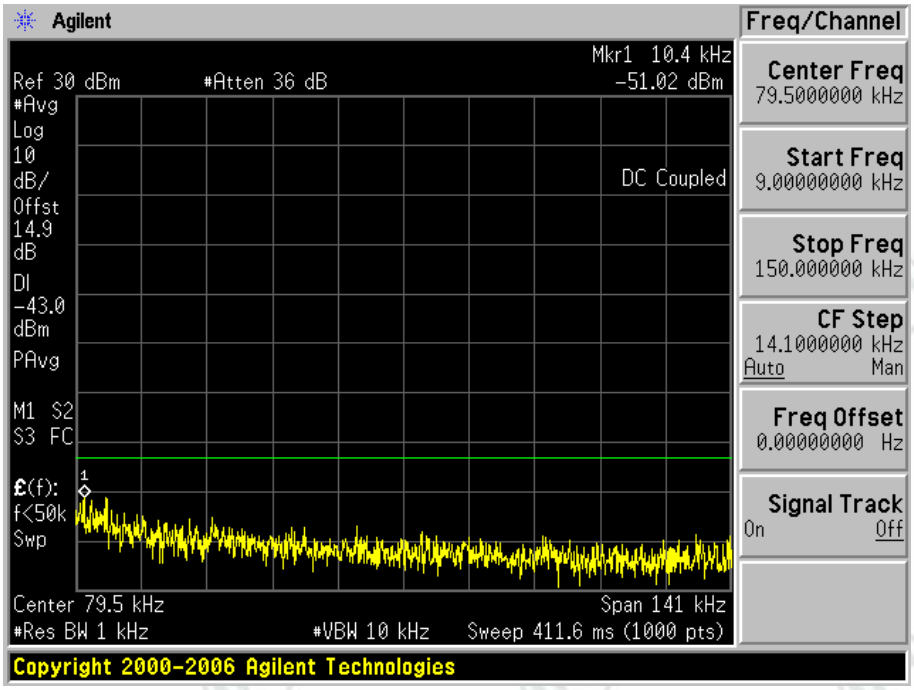

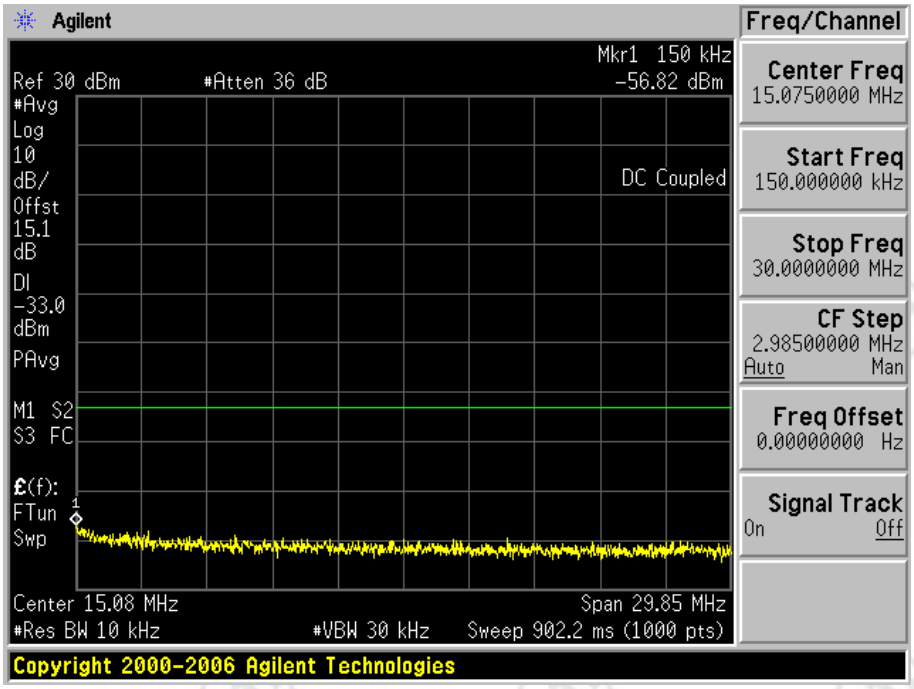

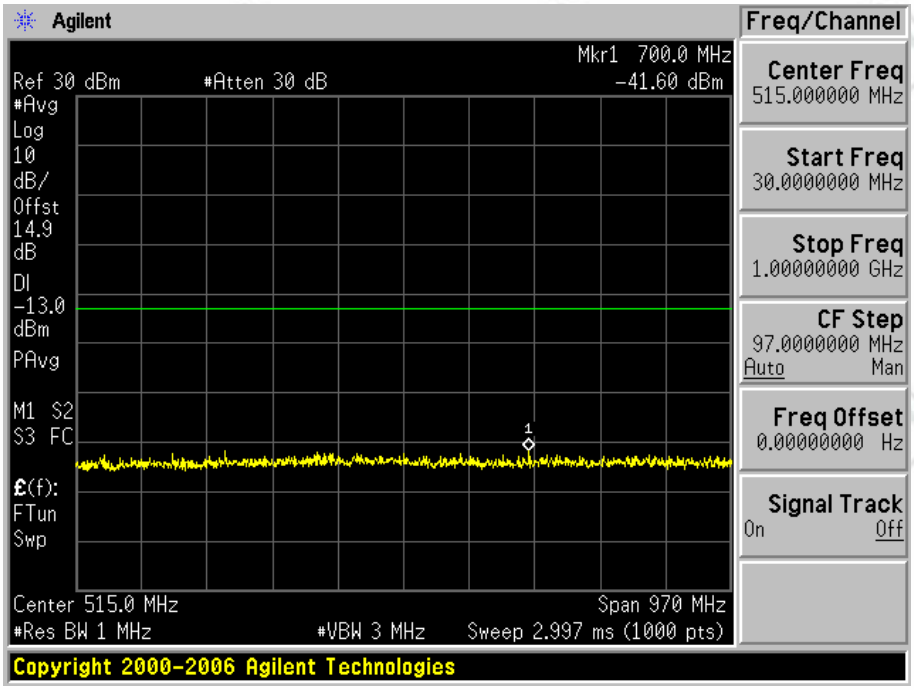
Agilent
Freq/Channel
Mkr1 700.0 MHz
Ref 30 dBm
#Atten 30 dB
-41.60 dBm
#Avg
Log
10
dB/
Offst
14.9
dB
Dl
-13.0
dBm
PAvg
M1 S2
S3 FC
£(f):
FTun
Swp
Center 515.0 MHz
Span 970 MHz
#Res BW 1 MHz
#VBW 3 MHz
Sweep 2.997 ms (1000 pts)
Center Freq
515.000000 MHz
Start Freq
30.0000000 MHz
Stop Freq
1.00000000 GHz
CF Step
97.0000000 MHz
Auto Man
Freq Offset
0.00000000 Hz
Signal Track
On Off
Copyright 2000-2006 Agilent Technologies

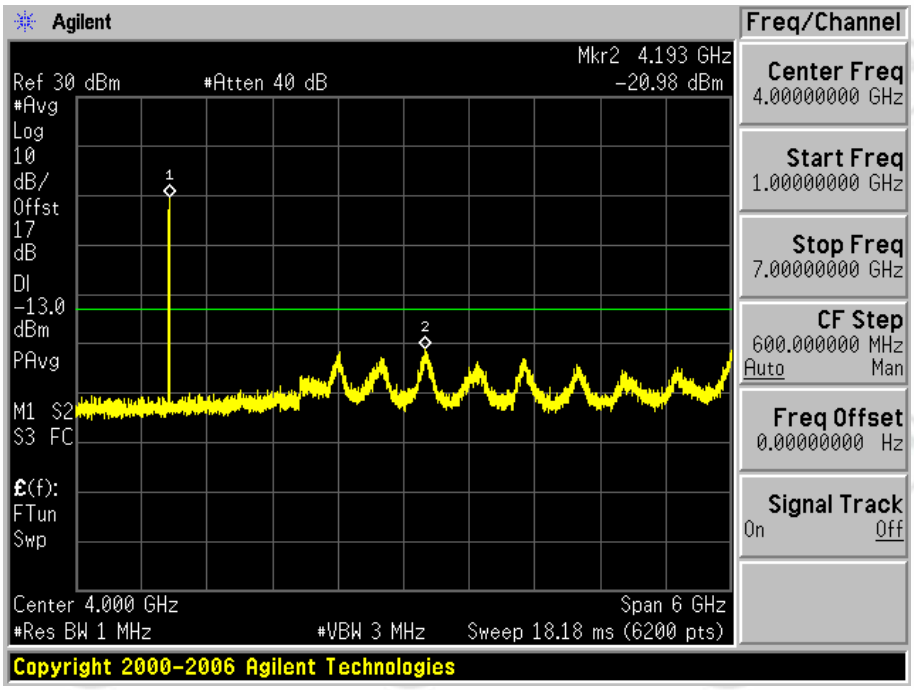
Agilent
Freq/Channel
Mkr2 4.193 GHz
Ref 30 dBm
#Atten 40 dB
-20.98 dBm
#Avg
Log
10
dB/
Offst
17
dB
Dl
-13.0
dBm
PAvg
M1 S2
S3 FC
£(f):
FTun
Swp
Center 4.000 GHz
Span 6 GHz
#Res BW 1 MHz
#VBW 3 MHz
Sweep 18.18 ms (6200 pts)
Center Freq
4.00000000 GHz
Start Freq
1.00000000 GHz
Stop Freq
7.00000000 GHz
CF Step
600.000000 MHz
Auto Man
Freq Offset
0.00000000 Hz
Signal Track
On Off
Copyright 2000-2006 Agilent Technologies

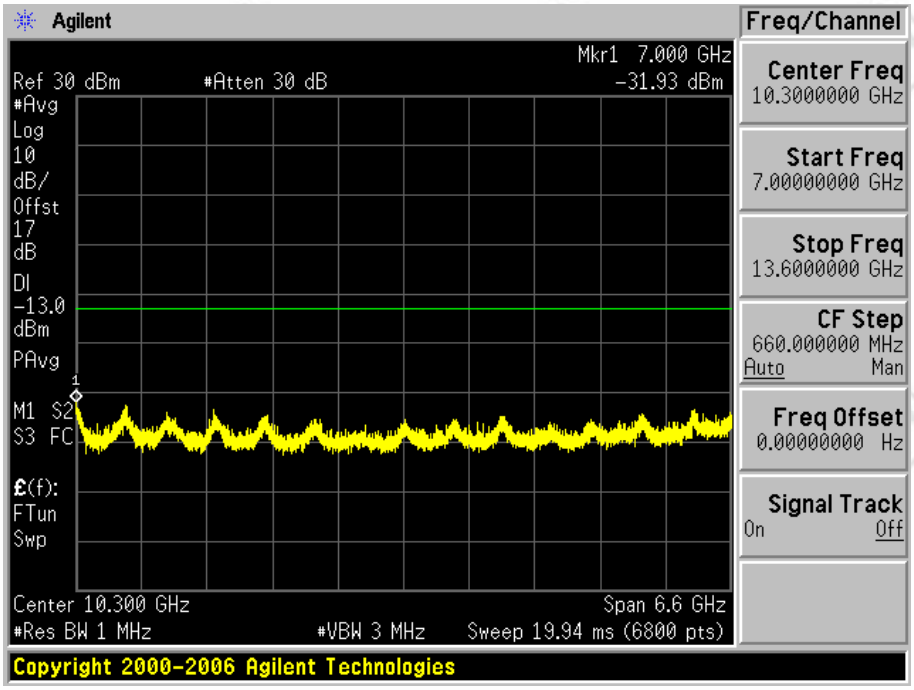
Agilent
Freq/Channel
Mkr1 7.000 GHz
Ref 30 dBm
#Atten 30 dB
-31.93 dBm
#Avg
Log
10
dB/
Offst
17
dB
Dl
-13.0
dBm
PAvg
M1 S2
S3 FC
£(f):
FTun
Swp
Center 10.300 GHz
Span 6.6 GHz
#Res BW 1 MHz
#VBW 3 MHz
Sweep 19.94 ms (6800 pts)
Center Freq
10.3000000 GHz
Start Freq
7.00000000 GHz
Stop Freq
13.6000000 GHz
CF Step
660.000000 MHz
Auto Man
Freq Offset
0.00000000 Hz
Signal Track
On Off
Copyright 2000-2006 Agilent Technologies

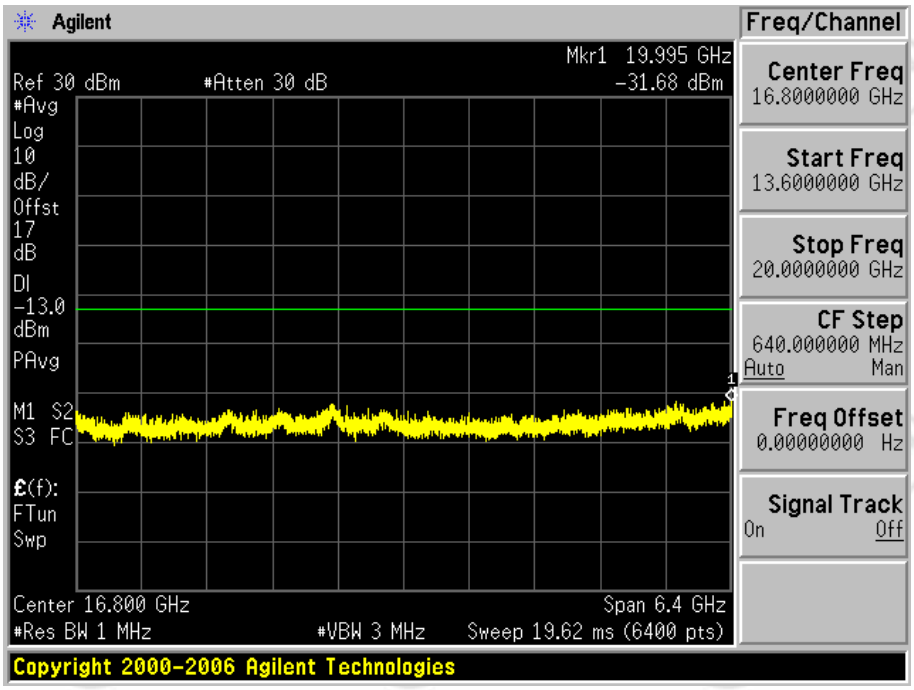
Agilent
Freq/Channel
Mkr1 19.995 GHz
Ref 30 dBm
#Atten 30 dB
-31.68 dBm
#Avg
Log
10
dB/
Offst
17
dB
Dl
-13.0
dBm
PAvg
M1 S2
S3 FC
£(f):
FTun
Swp
Center 16.800 GHz
Span 6.4 GHz
#Res BW 1 MHz
#VBW 3 MHz
Sweep 19.62 ms (6400 pts)
Center Freq
16.8000000 GHz
Start Freq
13.6000000 GHz
Stop Freq
20.0000000 GHz
CF Step
640.000000 MHz
Auto Man
Freq Offset
0.00000000 Hz
Signal Track
On Off
Copyright 2000-2006 Agilent Technologies

2.3.2.2 Test Channel=MCH

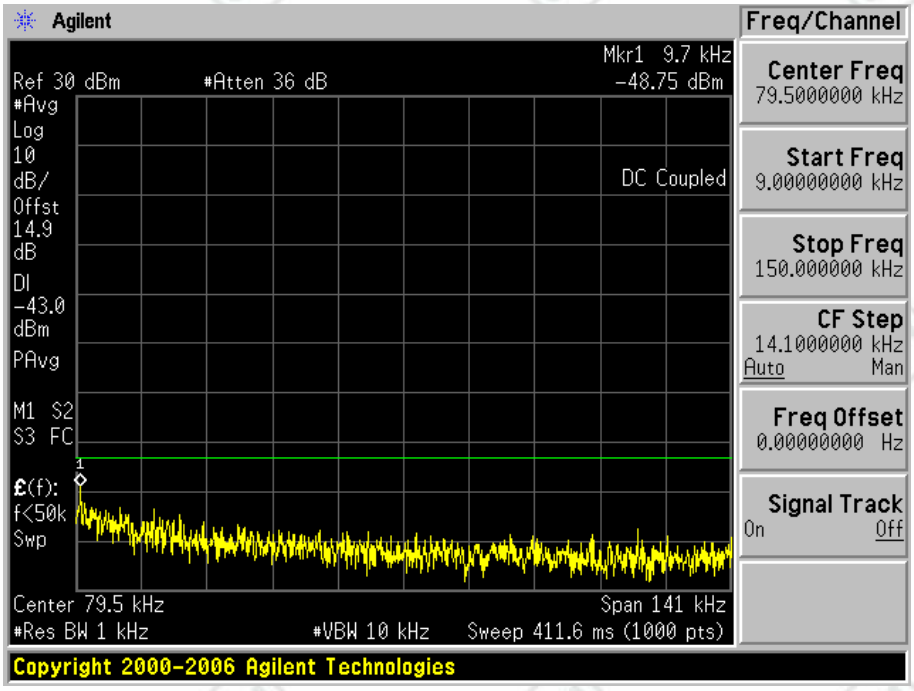

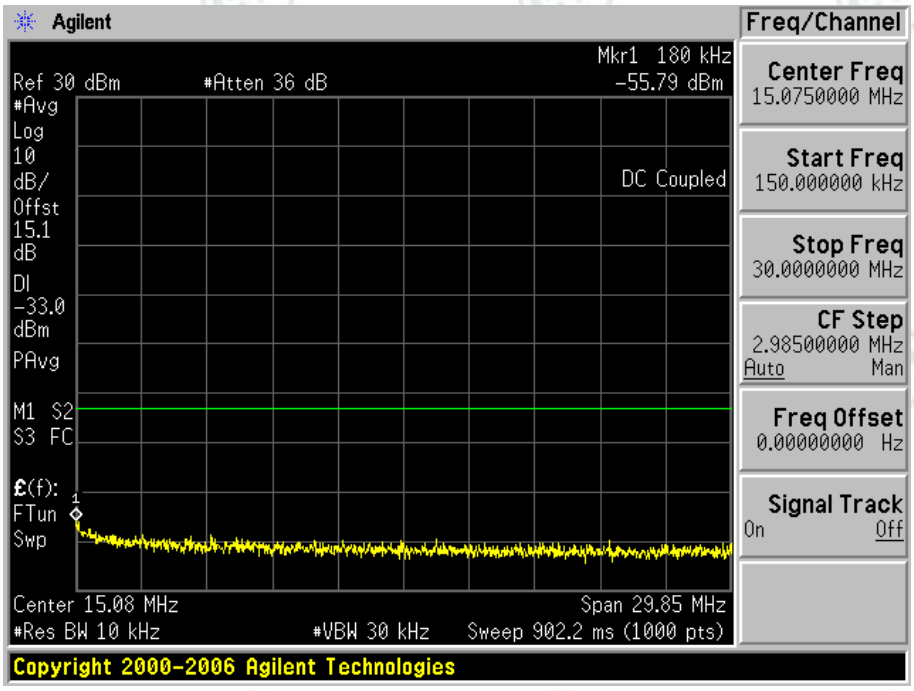

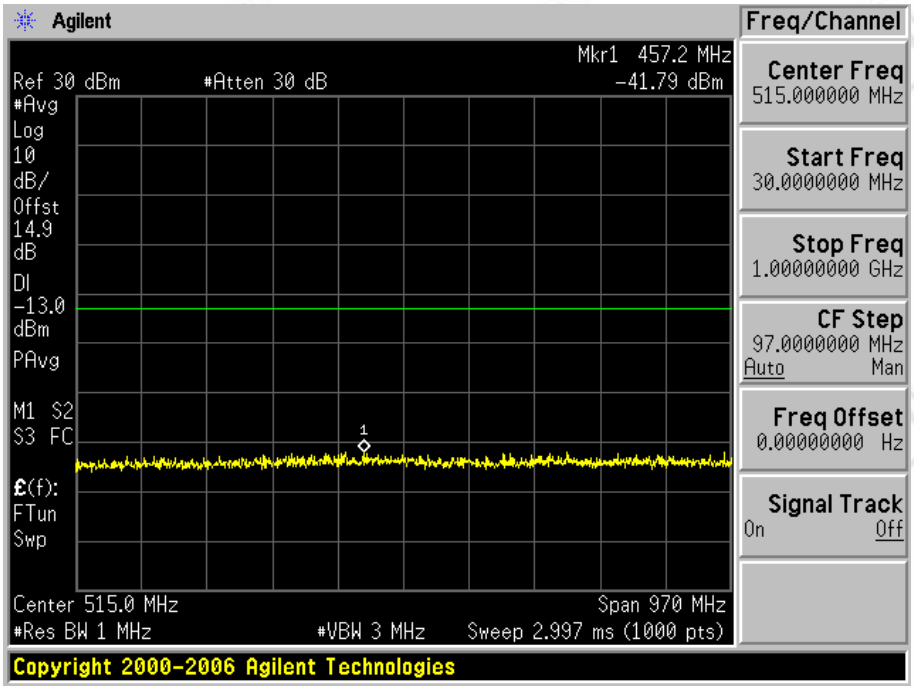
Agilent
Freq/Channel
Mkr1 457.2 MHz
Ref 30 dBm
#Atten 30 dB
-41.79 dBm
#Avg
Log
10
dB/
Offst
14.9
dB
Dl
-13.0
dBm
PAvg
M1 S2
S3 FC
£(f):
FTun
Swp
Center Freq
515.000000 MHz
Start Freq
30.0000000 MHz
Stop Freq
1.00000000 GHz
CF Step
97.0000000 MHz
Auto Man
Freq Offset
0.00000000 Hz
Signal Track
On Off
Center 515.0 MHz
Span 970 MHz
#Res BW 1 MHz
#VBW 3 MHz
Sweep 2.997 ms (1000 pts)
Copyright 2000-2006 Agilent Technologies

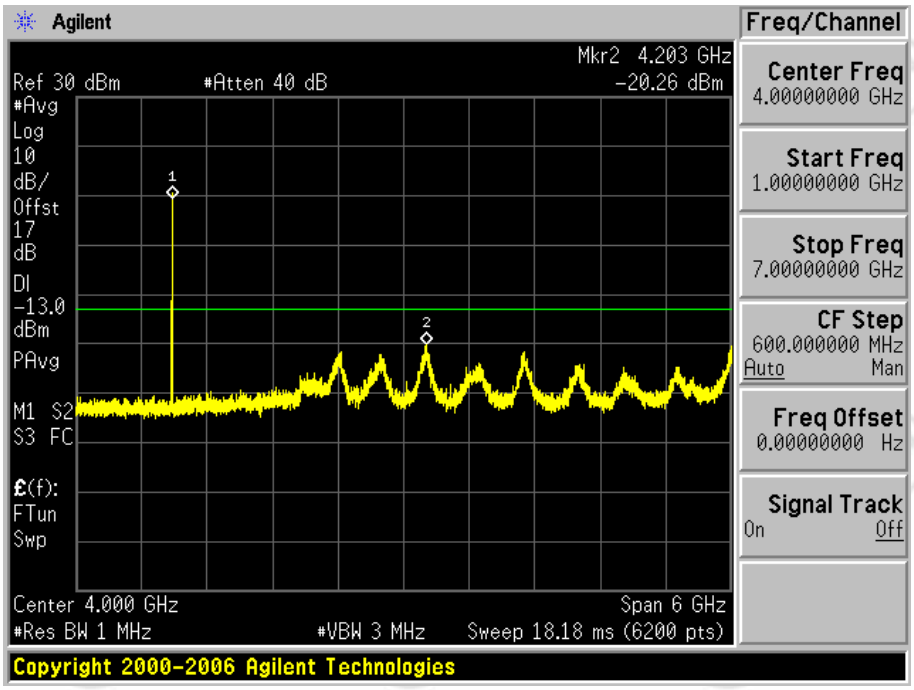
Agilent
Freq/Channel
Mkr2 4.203 GHz
Ref 30 dBm
#Atten 40 dB
-20.26 dBm
#Avg
Log
10
dB/
Offst
17
dB
Dl
-13.0
dBm
PAvg
M1 S2
S3 FC
£(f):
FTun
Swp
Center Freq
4.00000000 GHz
Start Freq
1.00000000 GHz
Stop Freq
7.00000000 GHz
CF Step
600.000000 MHz
Auto Man
Freq Offset
0.00000000 Hz
Signal Track
On Off
Center 4.000 GHz
Span 6 GHz
#Res BW 1 MHz
#VBW 3 MHz
Sweep 18.18 ms (6200 pts)
Copyright 2000-2006 Agilent Technologies

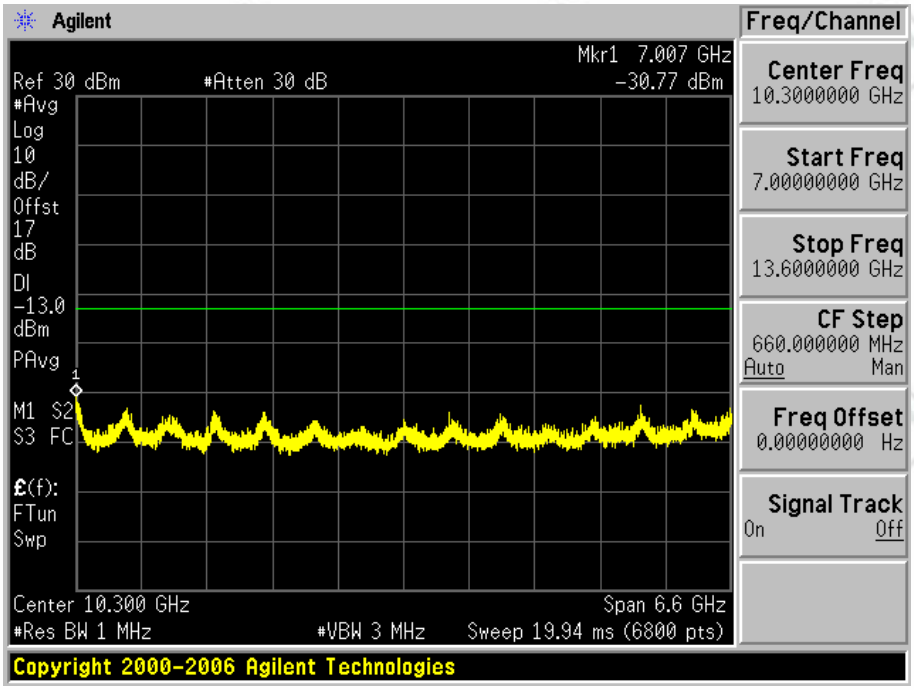
Agilent
Freq/Channel
Mkr1 7.007 GHz
Ref 30 dBm
#Atten 30 dB
-30.77 dBm
#Avg
Log
10
dB/
Offst
17
dB
Dl
-13.0
dBm
PAvg
M1 S2
S3 FC
£(f):
FTun
Swp
Center 10.300 GHz
Span 6.6 GHz
#Res BW 1 MHz
#VBW 3 MHz
Sweep 19.94 ms (6800 pts)
Center Freq
10.3000000 GHz
Start Freq
7.00000000 GHz
Stop Freq
13.6000000 GHz
CF Step
660.000000 MHz
Auto
Man
Freq Offset
0.00000000 Hz
Signal Track
On
Off
Copyright 2000-2006 Agilent Technologies

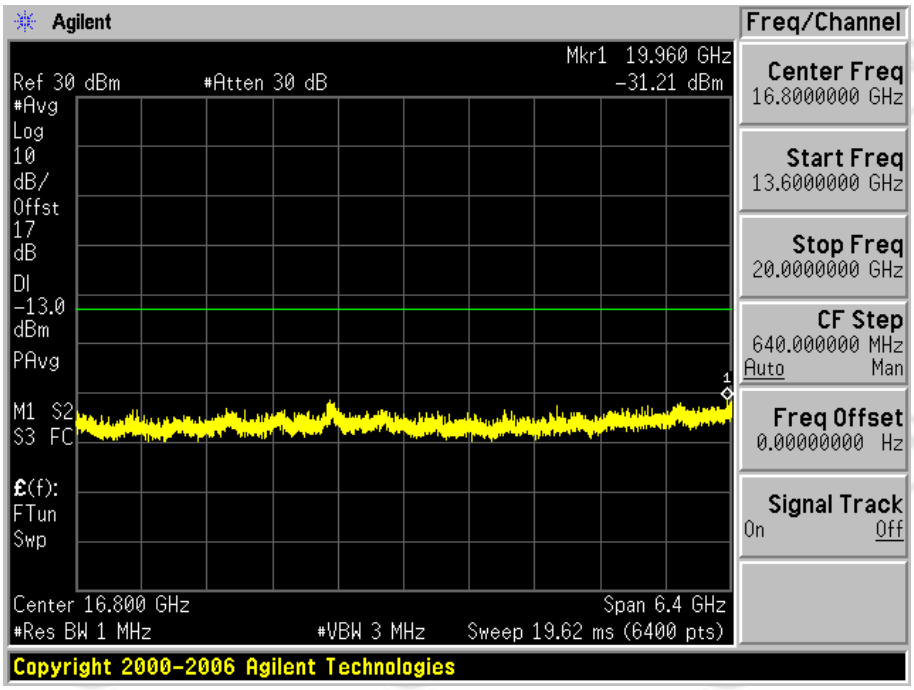
Agilent
Freq/Channel
Mkr1 19.960 GHz
Ref 30 dBm
#Atten 30 dB
-31.21 dBm
#Avg
Log
10
dB/
Offst
17
dB
Dl
-13.0
dBm
PAvg
M1 S2
S3 FC
£(f):
FTun
Swp
Center 16.800 GHz
Span 6.4 GHz
#Res BW 1 MHz
#VBW 3 MHz
Sweep 19.62 ms (6400 pts)
Center Freq
16.8000000 GHz
Start Freq
13.6000000 GHz
Stop Freq
20.0000000 GHz
CF Step
640.000000 MHz
Auto
Man
Freq Offset
0.00000000 Hz
Signal Track
On
Off
Copyright 2000-2006 Agilent Technologies

2.3.2.3 Test Channel=HCH

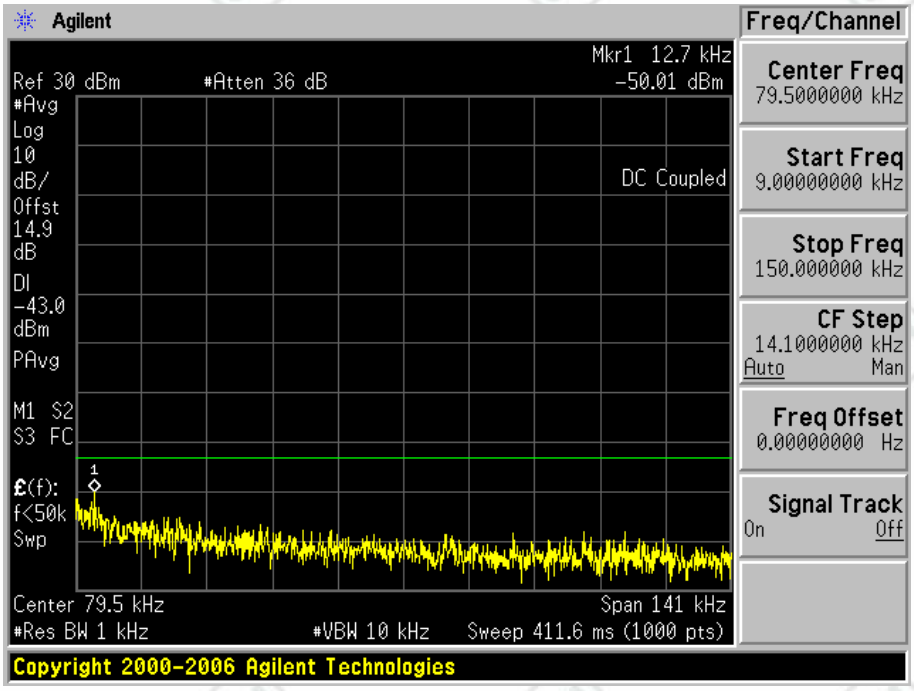

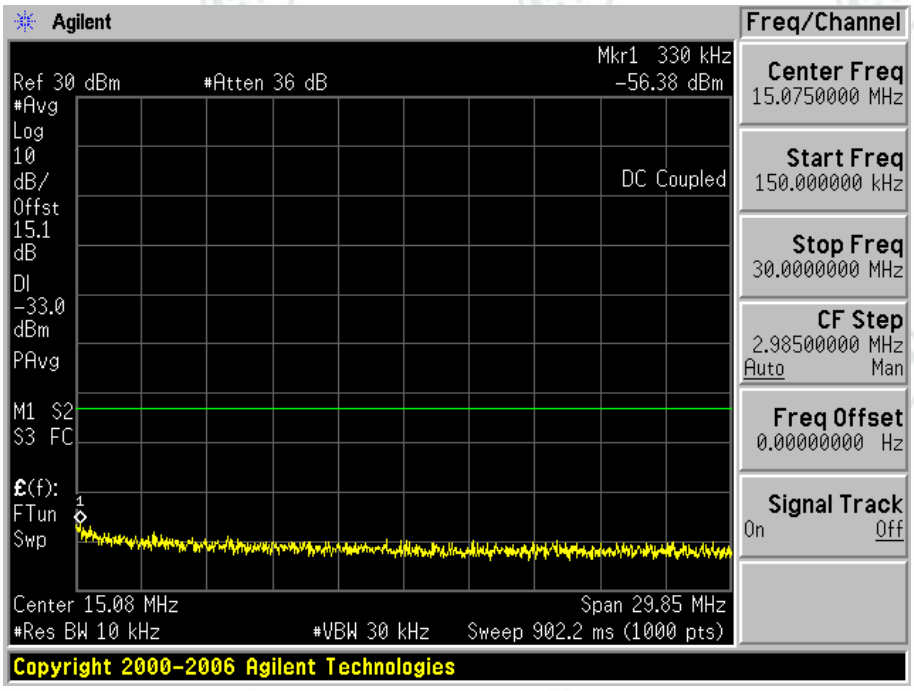

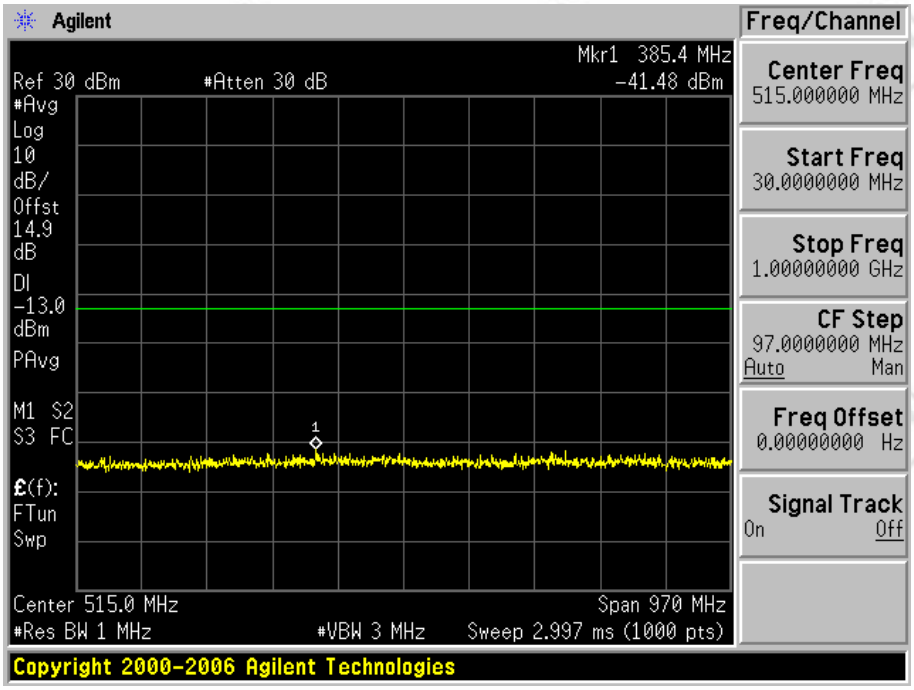
Agilent
Freq/Channel
Mkr1 385.4 MHz
Ref 30 dBm
#Atten 30 dB
-41.48 dBm
#Avg
Log
10
dB/
Offst
14.9
dB
Dl
-13.0
dBm
PAvg
M1 S2
S3 FC
£(f):
FTun
Swp
Center 515.0 MHz
Span 970 MHz
#Res BW 1 MHz
#VBW 3 MHz
Sweep 2.997 ms (1000 pts)
Center Freq
515.000000 MHz
Start Freq
30.0000000 MHz
Stop Freq
1.00000000 GHz
CF Step
97.0000000 MHz
Auto Man
Freq Offset
0.00000000 Hz
Signal Track
On Off
Copyright 2000-2006 Agilent Technologies

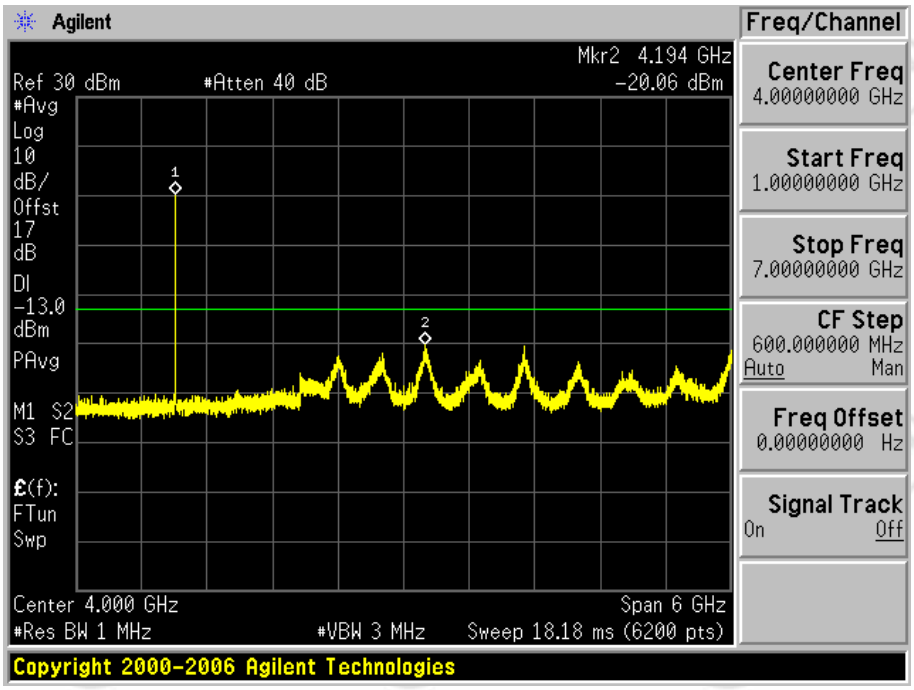
Agilent
Freq/Channel
Mkr2 4.194 GHz
Ref 30 dBm
#Atten 40 dB
-20.06 dBm
#Avg
Log
10
dB/
Offst
17
dB
Dl
-13.0
dBm
PAvg
M1 S2
S3 FC
£(f):
FTun
Swp
Center 4.000 GHz
Span 6 GHz
#Res BW 1 MHz
#VBW 3 MHz
Sweep 18.18 ms (6200 pts)
Center Freq
4.00000000 GHz
Start Freq
1.00000000 GHz
Stop Freq
7.00000000 GHz
CF Step
600.000000 MHz
Auto Man
Freq Offset
0.00000000 Hz
Signal Track
On Off
Copyright 2000-2006 Agilent Technologies

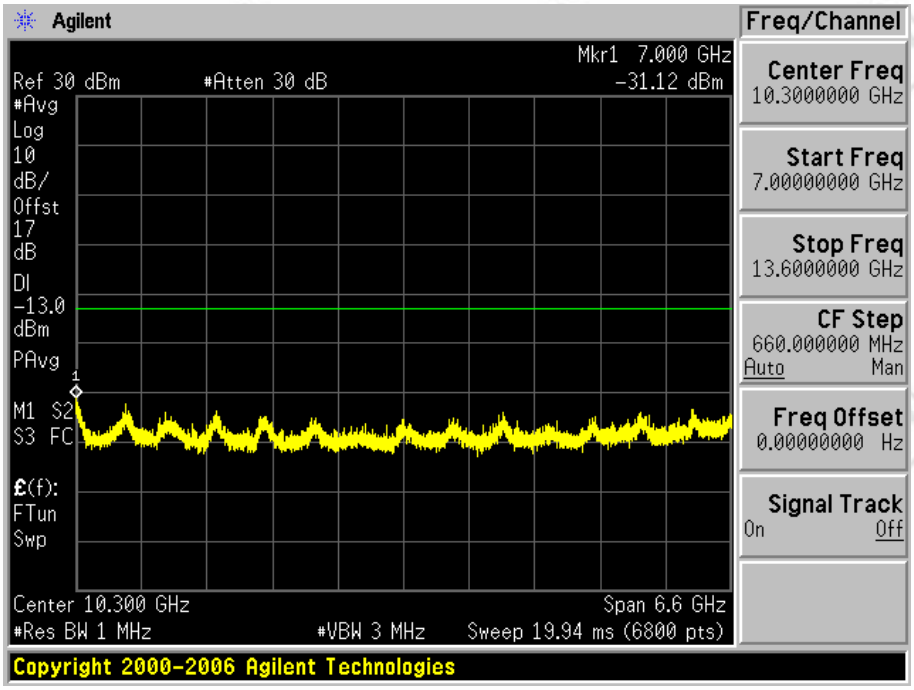
Agilent
Freq/Channel
Mkr1 7.000 GHz
Ref 30 dBm
#Atten 30 dB
-31.12 dBm
#Avg
Log
10
dB/
Offst
17
dB
Dl
-13.0
dBm
PAvg
M1 S2
S3 FC
£(f):
FTun
Swp
Center 10.300 GHz
Span 6.6 GHz
#Res BW 1 MHz
#VBW 3 MHz
Sweep 19.94 ms (6800 pts)
Center Freq
10.3000000 GHz
Start Freq
7.00000000 GHz
Stop Freq
13.6000000 GHz
CF Step
660.000000 MHz
Auto Man
Freq Offset
0.00000000 Hz
Signal Track
On Off
Copyright 2000-2006 Agilent Technologies

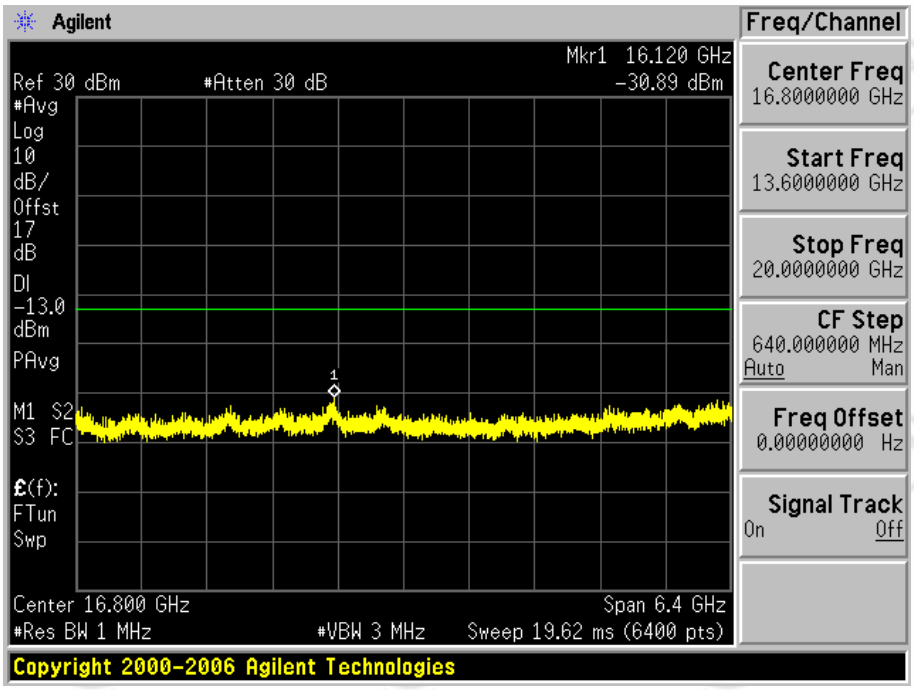
Agilent
Freq/Channel
Mkr1 16.120 GHz
Ref 30 dBm
#Atten 30 dB
-30.89 dBm
#Avg
Log
10
dB/
Offst
17
dB
Dl
-13.0
dBm
PAvg
M1 S2
S3 FC
£(f):
FTun
Swp
Center 16.800 GHz
Span 6.4 GHz
#Res BW 1 MHz
#VBW 3 MHz
Sweep 19.62 ms (6400 pts)
Center Freq
16.8000000 GHz
Start Freq
13.6000000 GHz
Stop Freq
20.0000000 GHz
CF Step
640.000000 MHz
Auto Man
Freq Offset
0.00000000 Hz
Signal Track
On Off
Copyright 2000-2006 Agilent Technologies

2.3.3 Test Mode=UMTS/TM3

2.3.3.1 Test Channel=LCH

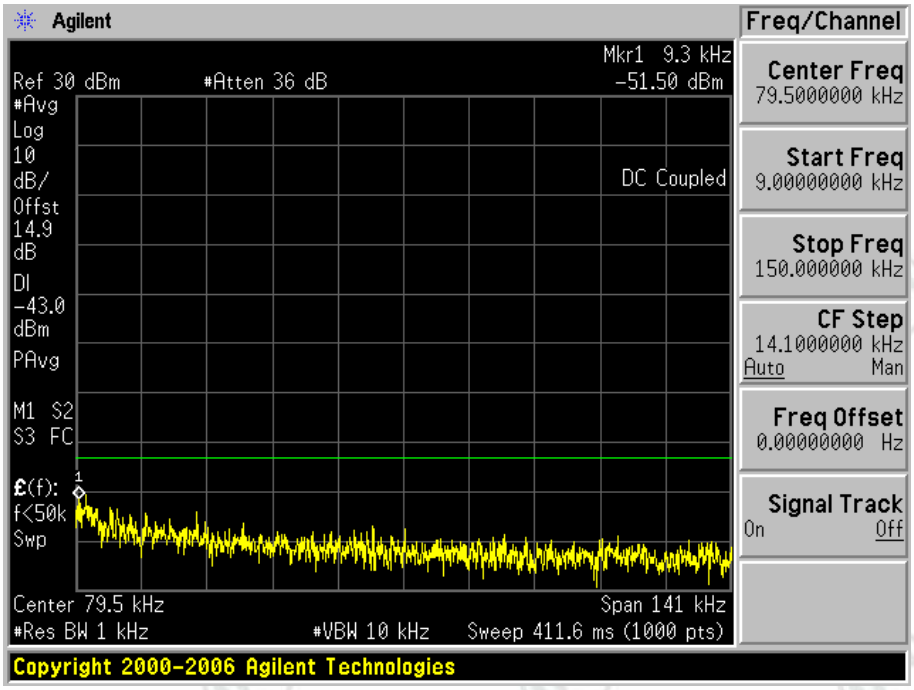

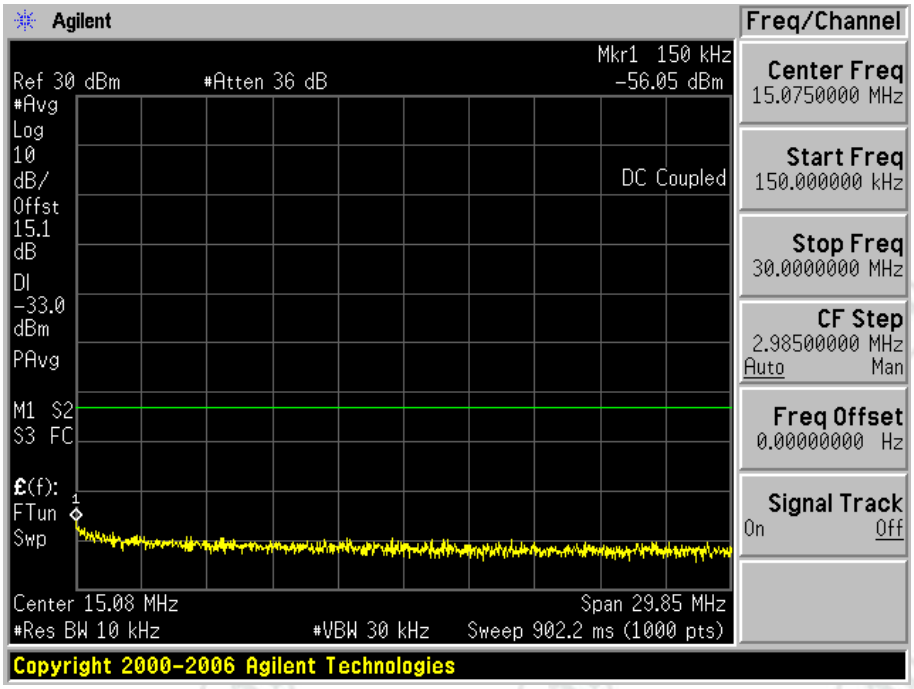

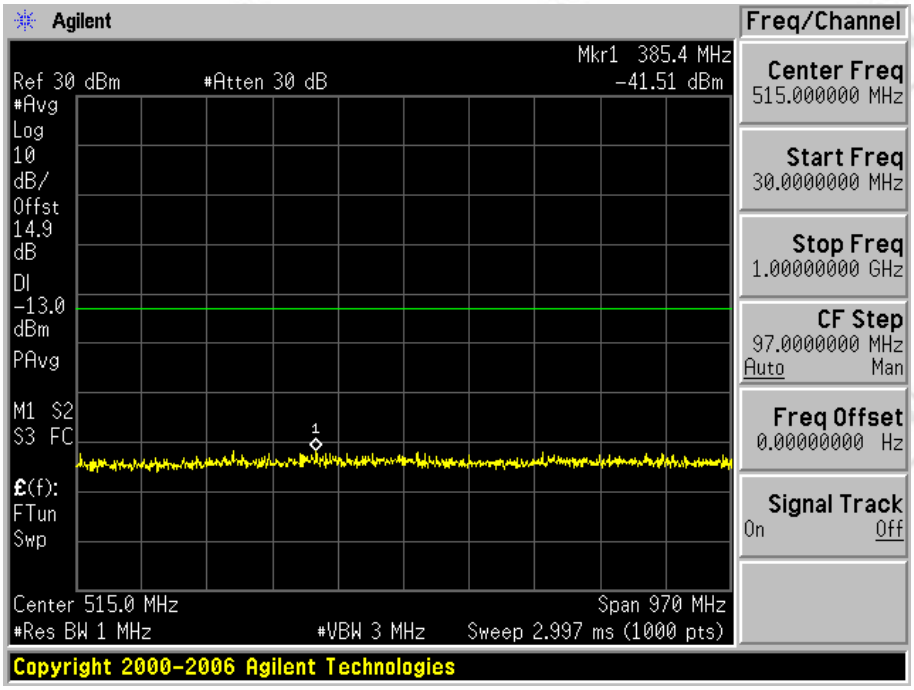
Agilent
Freq/Channel
Mkr1 385.4 MHz
Ref 30 dBm
#Atten 30 dB
-41.51 dBm
#Avg
Log
10
dB/
Offst
14.9
dB
Dl
-13.0
dBm
PAvg
M1 S2
S3 FC
£(f):
FTun
Swp
Center 515.0 MHz
Span 970 MHz
#Res BW 1 MHz
#VBW 3 MHz
Sweep 2.997 ms (1000 pts)
Center Freq
515.000000 MHz
Start Freq
30.0000000 MHz
Stop Freq
1.00000000 GHz
CF Step
97.0000000 MHz
Auto Man
Freq Offset
0.00000000 Hz
Signal Track
On Off
Copyright 2000-2006 Agilent Technologies

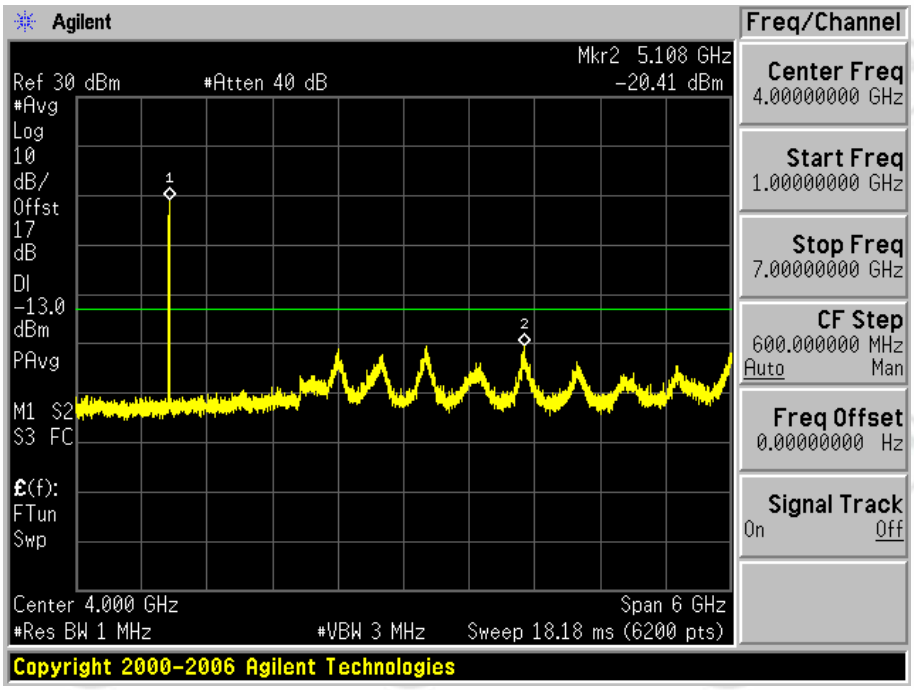
Agilent
Freq/Channel
Mkr2 5.108 GHz
Ref 30 dBm
#Atten 40 dB
-20.41 dBm
#Avg
Log
10
dB/
Offst
17
dB
Dl
-13.0
dBm
PAvg
M1 S2
S3 FC
£(f):
FTun
Swp
Center 4.000 GHz
Span 6 GHz
#Res BW 1 MHz
#VBW 3 MHz
Sweep 18.18 ms (6200 pts)
Center Freq
4.00000000 GHz
Start Freq
1.00000000 GHz
Stop Freq
7.00000000 GHz
CF Step
600.000000 MHz
Auto Man
Freq Offset
0.00000000 Hz
Signal Track
On Off
Copyright 2000-2006 Agilent Technologies

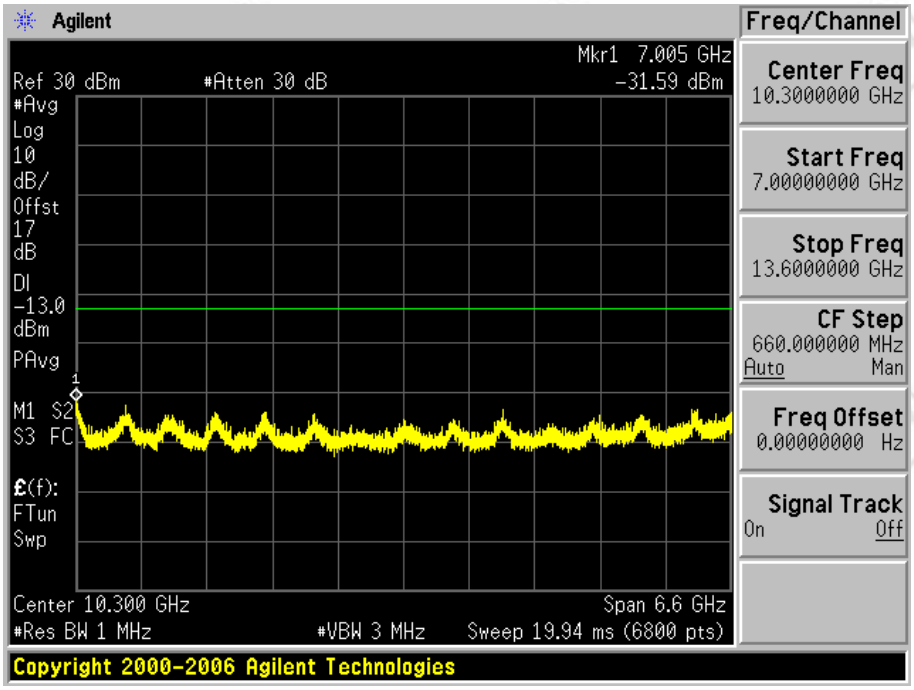
Agilent
Freq/Channel
Mkr1 7.005 GHz
Ref 30 dBm
#Atten 30 dB
-31.59 dBm
#Avg
Log
10
dB/
Offst
17
dB
Dl
-13.0
dBm
PAvg
M1 S2
S3 FC
£(f):
FTun
Swp
Center 10.300 GHz
Span 6.6 GHz
#Res BW 1 MHz
#VBW 3 MHz
Sweep 19.94 ms (6800 pts)
Center Freq
10.3000000 GHz
Start Freq
7.00000000 GHz
Stop Freq
13.6000000 GHz
CF Step
660.000000 MHz
Auto Man
Freq Offset
0.00000000 Hz
Signal Track
On Off
Copyright 2000-2006 Agilent Technologies

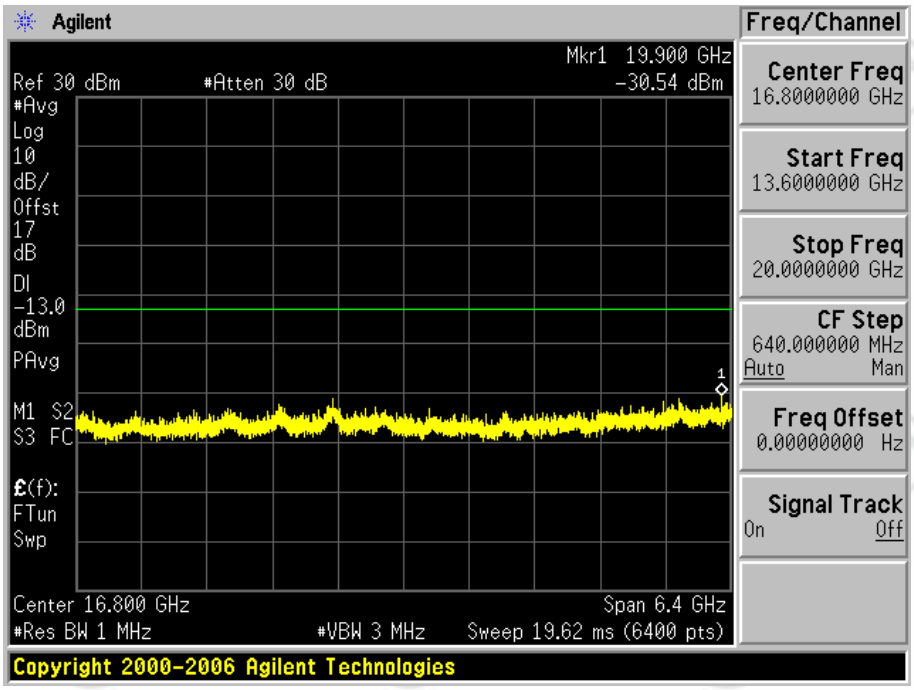
Agilent
Freq/Channel
Mkr1 19.900 GHz
Ref 30 dBm
#Atten 30 dB
-30.54 dBm
#Avg
Log
10
dB/
Offst
17
dB
Dl
-13.0
dBm
PAvg
M1 S2
S3 FC
£(f):
FTun
Swp
Center 16.800 GHz
Span 6.4 GHz
#Res BW 1 MHz
#VBW 3 MHz
Sweep 19.62 ms (6400 pts)
Center Freq
16.8000000 GHz
Start Freq
13.6000000 GHz
Stop Freq
20.0000000 GHz
CF Step
640.000000 MHz
Auto Man
Freq Offset
0.00000000 Hz
Signal Track
On Off
Copyright 2000-2006 Agilent Technologies

2.3.3.2 Test Channel=MCH

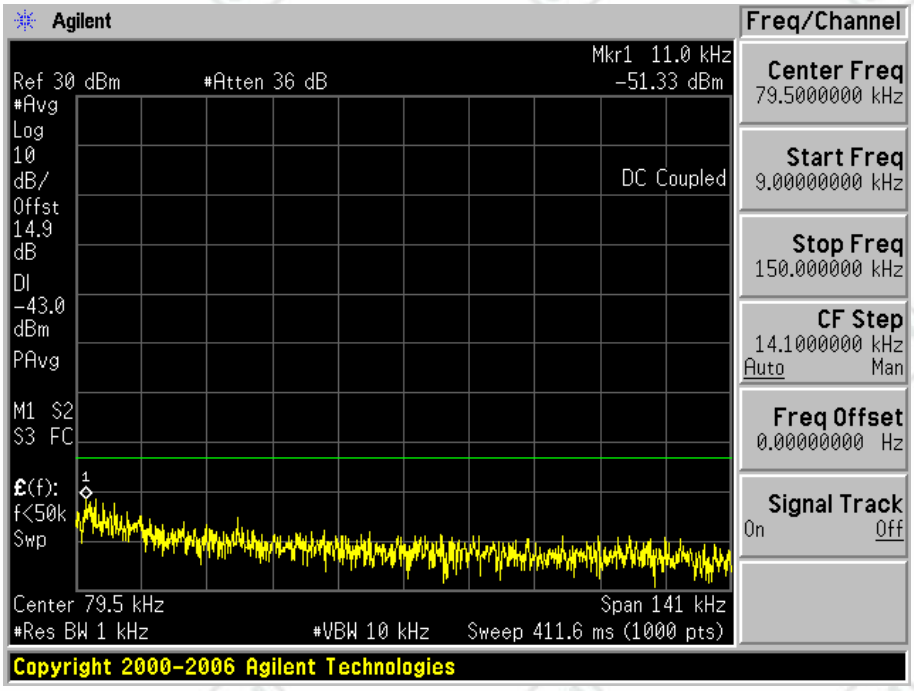

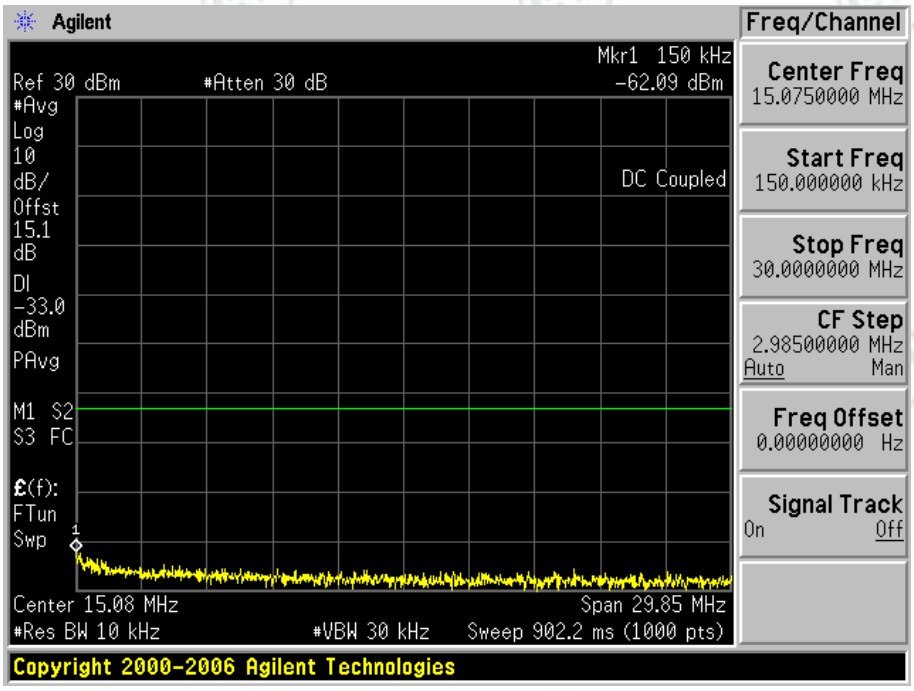

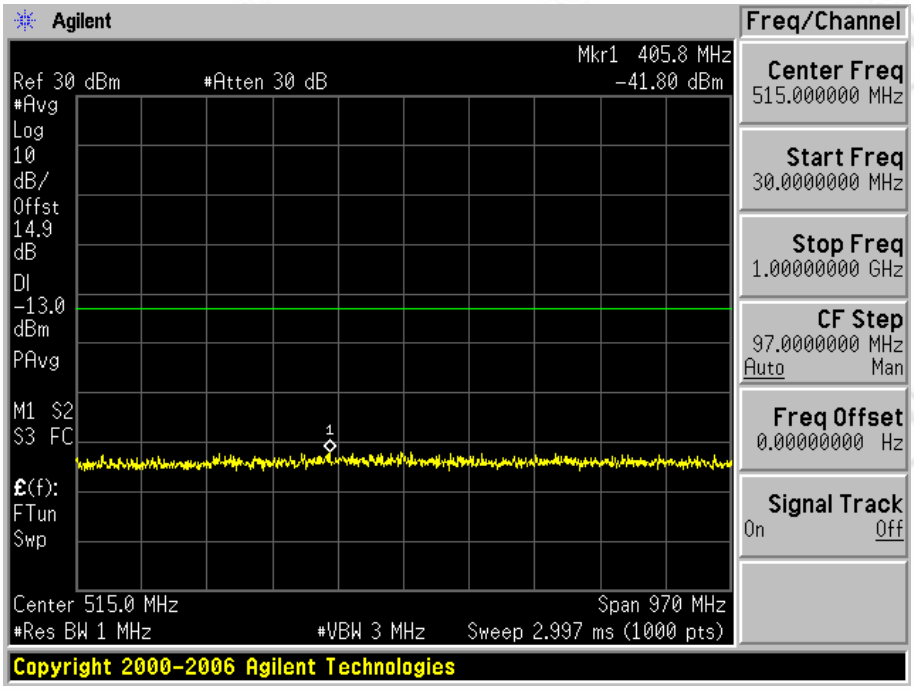
Agilent
Freq/Channel
Mkr1 405.8 MHz
Ref 30 dBm
#Atten 30 dB
-41.80 dBm
#Avg
Log
10
dB/
Offst
14.9
dB
Dl
-13.0
dBm
PAvg
M1 S2
S3 FC
£(f):
FTun
Swp
Center 515.0 MHz
Span 970 MHz
#Res BW 1 MHz
#VBW 3 MHz
Sweep 2.997 ms (1000 pts)
Center Freq
515.000000 MHz
Start Freq
30.0000000 MHz
Stop Freq
1.00000000 GHz
CF Step
97.0000000 MHz
Auto Man
Freq Offset
0.00000000 Hz
Signal Track
On Off
Copyright 2000-2006 Agilent Technologies

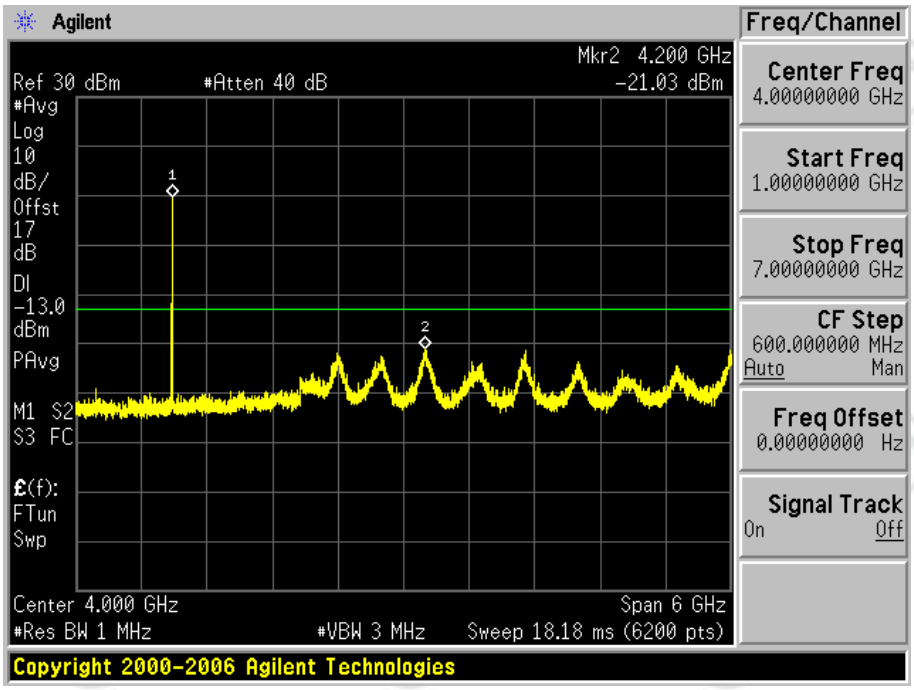
Agilent
Freq/Channel
Mkr2 4.200 GHz
Ref 30 dBm
#Atten 40 dB
-21.03 dBm
#Avg
Log
10
dB/
Offst
17
dB
Dl
-13.0
dBm
PAvg
M1 S2
S3 FC
£(f):
FTun
Swp
Center 4.000 GHz
Span 6 GHz
#Res BW 1 MHz
#VBW 3 MHz
Sweep 18.18 ms (6200 pts)
Center Freq
4.00000000 GHz
Start Freq
1.00000000 GHz
Stop Freq
7.00000000 GHz
CF Step
600.000000 MHz
Auto Man
Freq Offset
0.00000000 Hz
Signal Track
On Off
Copyright 2000-2006 Agilent Technologies

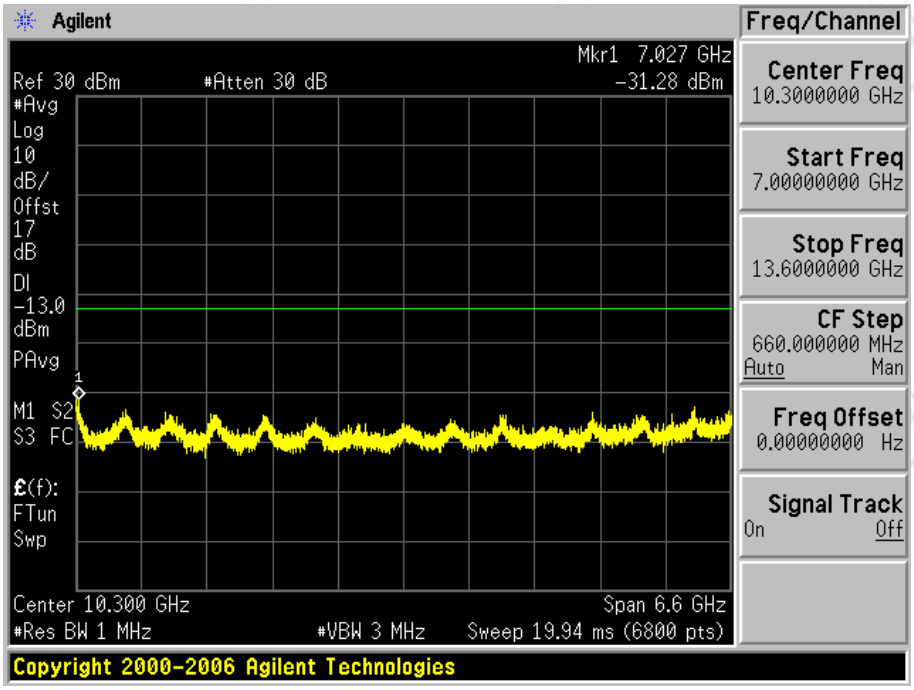
Agilent
Freq/Channel
Mkr1 7.027 GHz
Ref 30 dBm
#Atten 30 dB
-31.28 dBm
#Avg
Log
10
dB/
Offst
17
dB
Dl
-13.0
dBm
PAvg
M1 S2
S3 FC
£(f):
FTun
Swp
Center 10.300 GHz
Span 6.6 GHz
#Res BW 1 MHz
#VBW 3 MHz
Sweep 19.94 ms (6800 pts)
Center Freq
10.3000000 GHz
Start Freq
7.00000000 GHz
Stop Freq
13.6000000 GHz
CF Step
660.000000 MHz
Auto Man
Freq Offset
0.00000000 Hz
Signal Track
On Off
Copyright 2000-2006 Agilent Technologies

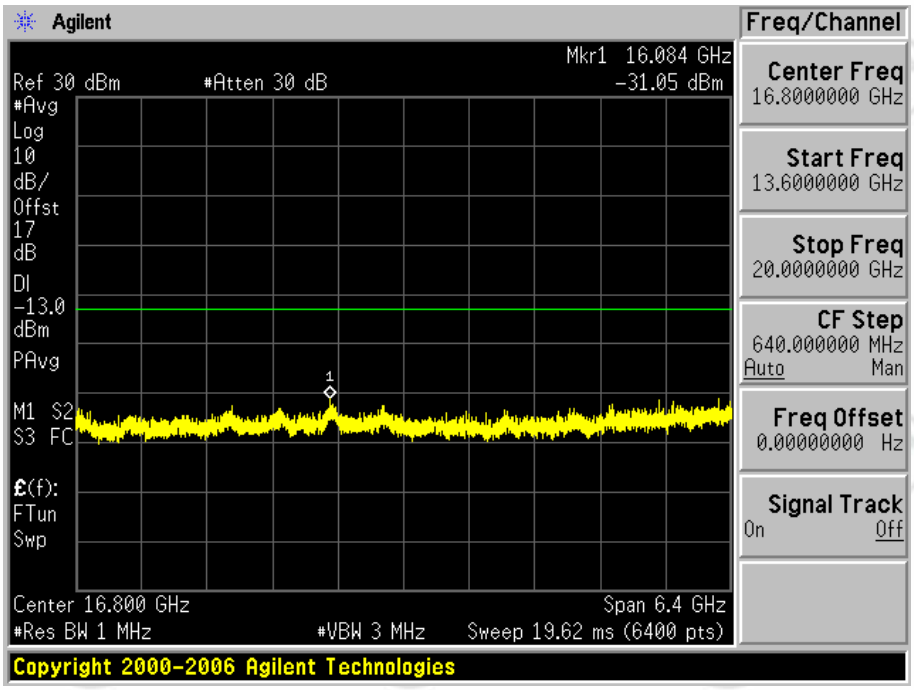
Agilent
Freq/Channel
Mkr1 16.084 GHz
Ref 30 dBm
#Atten 30 dB
-31.05 dBm
#Avg
Log
10
dB/
Offst
17
dB
Dl
-13.0
dBm
PAvg
M1 S2
S3 FC
£(f):
FTun
Swp
Center 16.800 GHz
Span 6.4 GHz
#Res BW 1 MHz
#VBW 3 MHz
Sweep 19.62 ms (6400 pts)
Center Freq
16.8000000 GHz
Start Freq
13.6000000 GHz
Stop Freq
20.0000000 GHz
CF Step
640.000000 MHz
Auto Man
Freq Offset
0.00000000 Hz
Signal Track
On Off
Copyright 2000-2006 Agilent Technologies

2.3.3.3 Test Channel=HCH

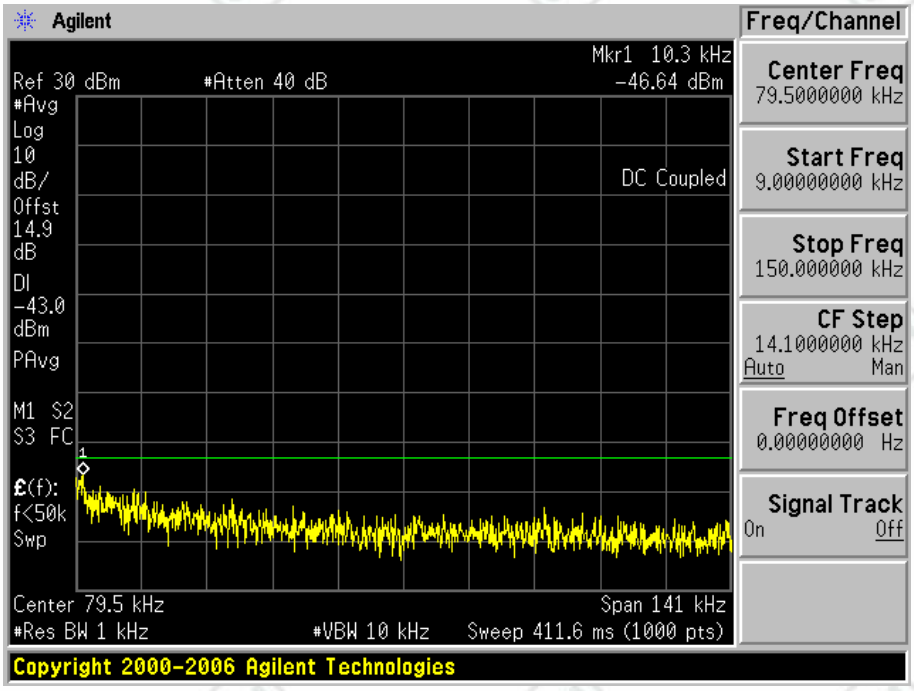

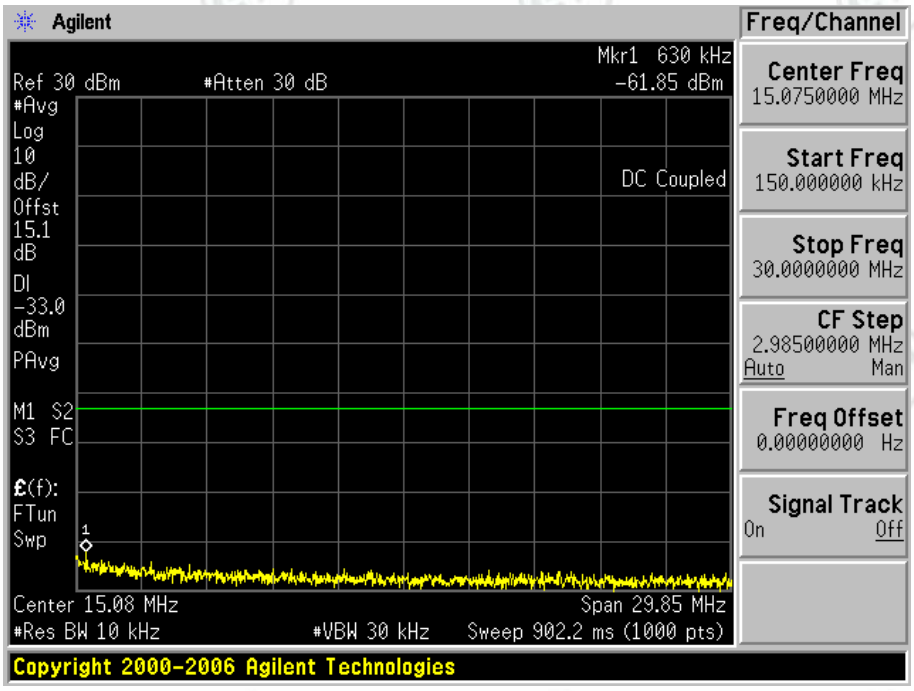

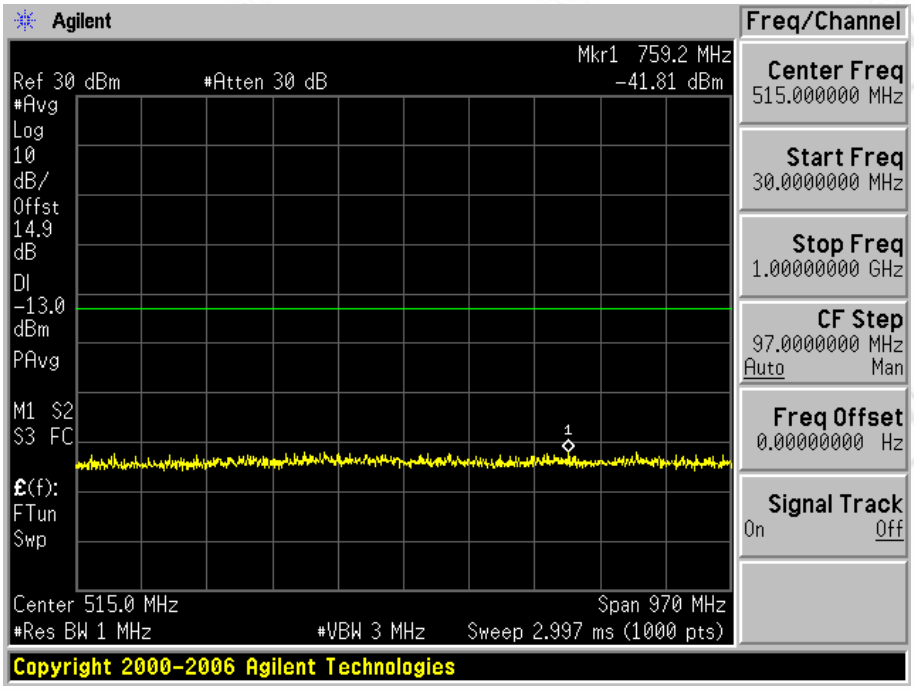
Agilent
Freq/Channel
Mkr1 759.2 MHz
Ref 30 dBm
#Atten 30 dB
-41.81 dBm
#Avg
Log
10
dB/
Offst
14.9
dB
Dl
-13.0
dBm
PAvg
M1 S2
S3 FC
£(f):
FTun
Swp
Center 515.0 MHz
Span 970 MHz
#Res BW 1 MHz
#VBW 3 MHz
Sweep 2.997 ms (1000 pts)
Center Freq
515.000000 MHz
Start Freq
30.0000000 MHz
Stop Freq
1.00000000 GHz
CF Step
97.0000000 MHz
Auto Man
Freq Offset
0.00000000 Hz
Signal Track
On Off
Copyright 2000-2006 Agilent Technologies

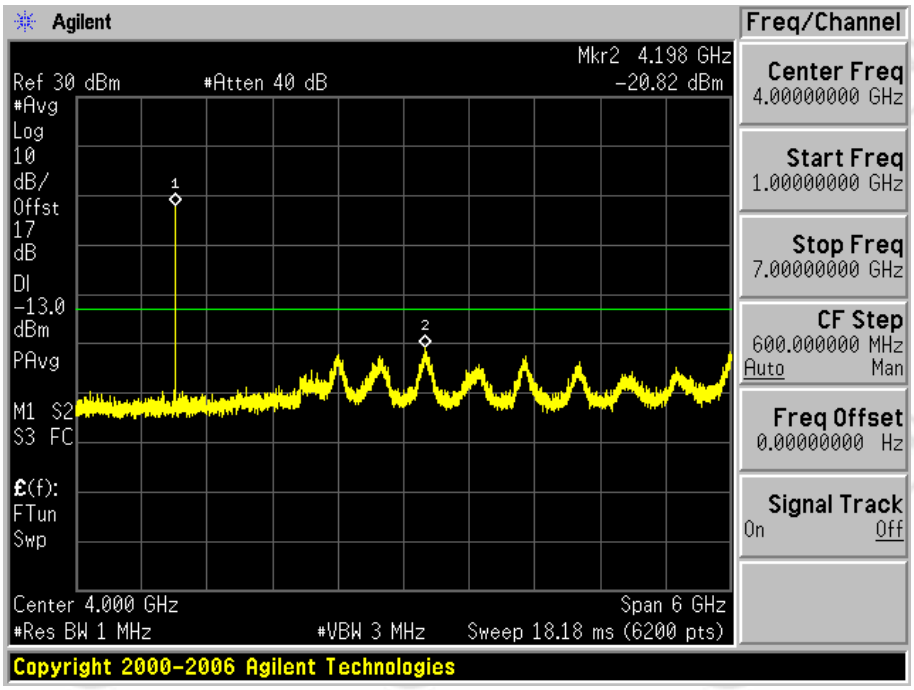
Agilent
Freq/Channel
Mkr2 4.198 GHz
Ref 30 dBm
#Atten 40 dB
-20.82 dBm
#Avg
Log
10
dB/
Offst
17
dB
Dl
-13.0
dBm
PAvg
M1 S2
S3 FC
£(f):
FTun
Swp
Center 4.000 GHz
Span 6 GHz
#Res BW 1 MHz
#VBW 3 MHz
Sweep 18.18 ms (6200 pts)
Center Freq
4.00000000 GHz
Start Freq
1.00000000 GHz
Stop Freq
7.00000000 GHz
CF Step
600.000000 MHz
Auto Man
Freq Offset
0.00000000 Hz
Signal Track
On Off
Copyright 2000-2006 Agilent Technologies

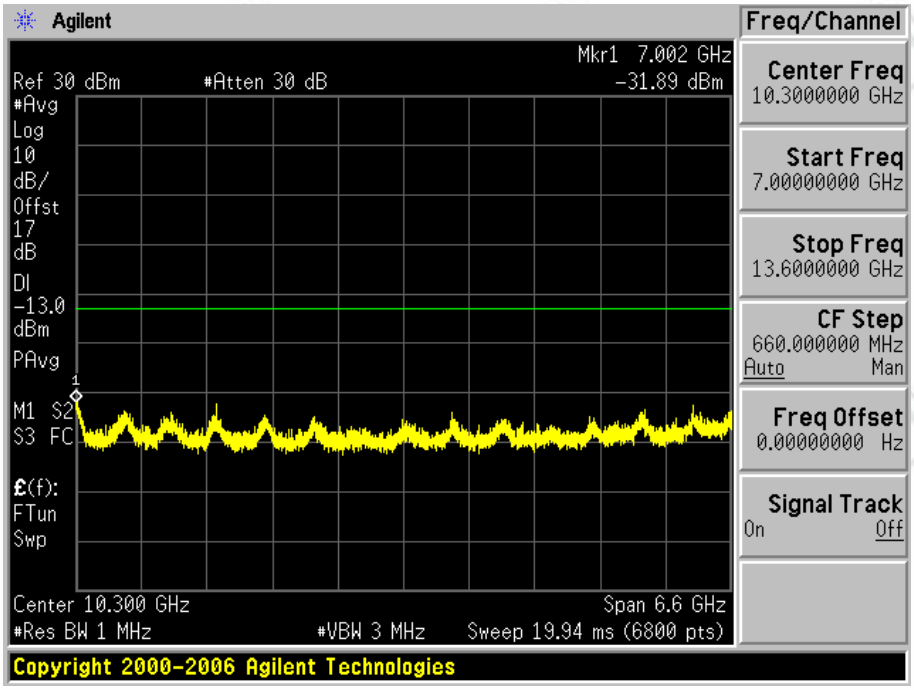
Agilent
Freq/Channel
Mkr1 7.002 GHz
Ref 30 dBm
#Atten 30 dB
-31.89 dBm
#Avg
Log
10
dB/
Offst
17
dB
Dl
-13.0
dBm
PAvg
M1 S2
S3 FC
£(f):
FTun
Swp
Center 10.300 GHz
Span 6.6 GHz
#Res BW 1 MHz
#VBW 3 MHz
Sweep 19.94 ms (6800 pts)
Center Freq
10.3000000 GHz
Start Freq
7.00000000 GHz
Stop Freq
13.6000000 GHz
CF Step
660.000000 MHz
Auto Man
Freq Offset
0.00000000 Hz
Signal Track
On Off
Copyright 2000-2006 Agilent Technologies

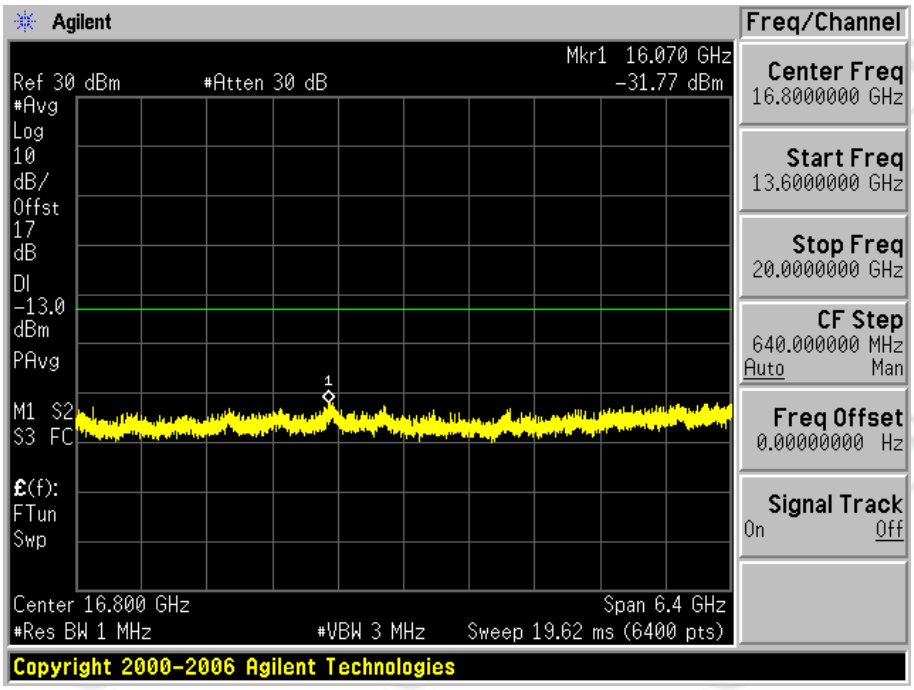
Agilent
Freq/Channel
Mkr1 16.070 GHz
Ref 30 dBm
#Atten 30 dB
-31.77 dBm
#Avg
Log
10
dB/
Offst
17
dB
Dl
-13.0
dBm
PAvg
M1 S2
S3 FC
£(f):
FTun
Swp
Center 16.800 GHz
Span 6.4 GHz
#Res BW 1 MHz
#VBW 3 MHz
Sweep 19.62 ms (6400 pts)
Center Freq
16.8000000 GHz
Start Freq
13.6000000 GHz
Stop Freq
20.0000000 GHz
CF Step
640.000000 MHz
Auto Man
Freq Offset
0.00000000 Hz
Signal Track
On Off
Copyright 2000-2006 Agilent Technologies

Appendix F)Frequency Stability

Test Requirement:	Part 2.1055
Test Method:	TIA-603-E-2016 Clause 2.2.2
Test Setup:	Refer to section 5 for details
Measurement Procedure:	The transmitter output was connected to a calibrated coaxial cable and a Base Station Simulator. The Base Station Simulator was set to force the EUT to its maximum power setting. The tests were performed at three frequencies (low channel and high channel).The EUT was place in the temperature chamber, the DC leads and RF output cable exited the chamber though an opening made for that purpose. After Operate the equipment in standby conditions for 15 minutes before proceeding. The temperature was varied from -30°C to +55°C at intervals of not more than 10°C The frequency stability was read from the base station.Since the EUT is hand carried,battery powered equipment,at 25°C the input voltage was reduced from 3.8V(primary supply voltage) to 3.5V(end point voltage), the frequency stability and input voltage was record.
Instruments Used:	Refer to section 7 for details
Limit:	Operation Band: Frequency stability Limit(ppm) GSM/GPRS/EDGE/WCDMA 850: ±2.5ppm GSM/GPRS/EDGE/WCDMA 1900: --- WCDMA 1700: ---
Test Results:	Pass

Frequency Error vs. Voltage:

(VL is 3.5V, VN is 3.85V, VH is 4.35V)

Test Band	Test Mode	Test Channel	Test Temp.	Test Volt.	Freq.Error (Hz)	Freq.vs.rated (ppm)	Limit (ppm)	Verdict
GSM850	TM1	LCH	TN	VL	3.62	0.004392	±2.5	PASS
			TN	VN	4.00	0.004853	±2.5	PASS
			TN	VH	4.26	0.005169	±2.5	PASS
		MCH	TN	VL	8.33	0.009957	±2.5	PASS
			TN	VN	12.27	0.014667	±2.5	PASS
			TN	VH	10.65	0.012730	±2.5	PASS
		HCH	TN	VL	10.01	0.011793	±2.5	PASS
			TN	VN	10.20	0.012017	±2.5	PASS
			TN	VH	7.81	0.009201	±2.5	PASS

Test Band	Test Mode	Test Channel	Test Temp.	Test Volt.	Freq.Error (Hz)	Freq.vs.rated (ppm)	Limit (ppm)	Verdict
GSM850	TM2	LCH	TN	VL	6.01	0.007292	±2.5	PASS
			TN	VN	5.94	0.007207	±2.5	PASS
			TN	VH	7.30	0.008857	±2.5	PASS
		MCH	TN	VL	7.43	0.008881	±2.5	PASS
			TN	VN	7.55	0.009025	±2.5	PASS
			TN	VH	5.88	0.007028	±2.5	PASS
		HCH	TN	VL	7.04	0.008294	±2.5	PASS
			TN	VN	6.26	0.007375	±2.5	PASS
			TN	VH	5.04	0.005938	±2.5	PASS

Test Band	Test Mode	Test Channel	Test Temp.	Test Volt.	Freq.Error (Hz)	Freq.vs.rated (ppm)	Limit (ppm)	Verdict
GSM850	TM3	LCH	TN	VL	4.23	0.005132	±2.5	PASS
			TN	VN	5.52	0.006697	±2.5	PASS
			TN	VH	4.20	0.005096	±2.5	PASS
		MCH	TN	VL	5.55	0.006634	±2.5	PASS
			TN	VN	3.39	0.004052	±2.5	PASS
			TN	VH	3.62	0.004327	±2.5	PASS
		HCH	TN	VL	3.84	0.004524	±2.5	PASS
			TN	VN	4.29	0.005054	±2.5	PASS
			TN	VH	3.20	0.003770	±2.5	PASS

Test Band	Test Mode	Test Channel	Test Temp.	Test Volt.	Freq.Error (Hz)	Freq.vs.rated (ppm)	Limit (ppm)	Verdict
GSM1900	TM1	LCH	TN	VL	7.36	0.003978	±2.5	PASS
			TN	VN	10.85	0.005864	±2.5	PASS
			TN	VH	13.56	0.007329	±2.5	PASS
		MCH	TN	VL	11.36	0.006043	±2.5	PASS
			TN	VN	10.98	0.005840	±2.5	PASS
			TN	VH	12.53	0.006665	±2.5	PASS
		HCH	TN	VL	10.59	0.005545	±2.5	PASS
			TN	VN	8.46	0.004430	±2.5	PASS
			TN	VH	7.88	0.004126	±2.5	PASS

Test Band	Test Mode	Test Channel	Test Temp.	Test Volt.	Freq.Error (Hz)	Freq.vs.rated (ppm)	Limit (ppm)	Verdict
GSM1900	TM2	LCH	TN	VL	9.56	0.005167	±2.5	PASS
			TN	VN	10.65	0.005756	±2.5	PASS
			TN	VH	9.04	0.004886	±2.5	PASS
		MCH	TN	VL	11.24	0.005979	±2.5	PASS
			TN	VN	11.04	0.005872	±2.5	PASS
			TN	VH	9.04	0.004809	±2.5	PASS
		HCH	TN	VL	7.04	0.003686	±2.5	PASS
			TN	VN	13.04	0.006828	±2.5	PASS
			TN	VH	5.88	0.003079	±2.5	PASS

Test Band	Test Mode	Test Channel	Test Temp.	Test Volt.	Freq.Error (Hz)	Freq.vs.rated (ppm)	Limit (ppm)	Verdict
GSM1900	TM3	LCH	TN	VL	11.01	0.005951	±2.5	PASS
			TN	VN	4.26	0.002302	±2.5	PASS
			TN	VH	9.62	0.005199	±2.5	PASS
		MCH	TN	VL	7.78	0.004138	±2.5	PASS
			TN	VN	9.14	0.004862	±2.5	PASS
			TN	VH	8.14	0.004330	±2.5	PASS
		HCH	TN	VL	6.62	0.003466	±2.5	PASS
			TN	VN	7.91	0.004142	±2.5	PASS
			TN	VH	7.68	0.004021	±2.5	PASS

Test Band	Test Mode	Test Channel	Test Temp.	Test Volt.	Freq.Error (Hz)	Freq.vs.rated (ppm)	Limit (ppm)	Verdict
WCDMA850	TM1	LCH	TN	VL	-13.35	-0.016156	±2.5	PASS
			TN	VN	-1.98	-0.002400	±2.5	PASS
			TN	VH	-5.08	-0.006149	±2.5	PASS
		MCH	TN	VL	-8.16	-0.009760	±2.5	PASS
			TN	VN	-1.98	-0.013245	±2.5	PASS
			TN	VH	-8.93	-0.010672	±2.5	PASS
		HCH	TN	VL	-6.38	-0.007534	±2.5	PASS
			TN	VN	-1.98	-0.014401	±2.5	PASS
			TN	VH	-14.28	-0.016870	±2.5	PASS

Test Band	Test Mode	Test Channel	Test Temp.	Test Volt.	Freq.Error (Hz)	Freq.vs.rated (ppm)	Limit (ppm)	Verdict
WCDMA850	TM2	LCH	TN	VL	71.14	0.086080	±2.5	PASS
			TN	VN	52.78	0.063868	±2.5	PASS
			TN	VH	-16.98	-0.020551	±2.5	PASS
		MCH	TN	VL	22.48	0.026873	±2.5	PASS
			TN	VN	52.78	-0.092567	±2.5	PASS
			TN	VH	-95.67	-0.114386	±2.5	PASS
		HCH	TN	VL	25.91	0.030604	±2.5	PASS
			TN	VN	52.78	-0.033686	±2.5	PASS
			TN	VH	-60.24	-0.071157	±2.5	PASS

Test Band	Test Mode	Test Channel	Test Temp.	Test Volt.	Freq.Error (Hz)	Freq.vs.rated (ppm)	Limit (ppm)	Verdict
WCDMA850	TM3	LCH	TN	VL	-20.69	-0.025037	±2.5	PASS
			TN	VN	21.74	0.026311	±2.5	PASS
			TN	VH	-13.63	-0.016489	±2.5	PASS
		MCH	TN	VL	-42.60	-0.050936	±2.5	PASS
			TN	VN	21.74	-0.025267	±2.5	PASS
			TN	VH	64.03	0.076549	±2.5	PASS
		HCH	TN	VL	-101.12	-0.119442	±2.5	PASS
			TN	VN	21.74	-0.084909	±2.5	PASS
			TN	VH	109.59	0.129446	±2.5	PASS

Test Band	Test Mode	Test Channel	Test Temp.	Test Volt.	Freq.Error (Hz)	Freq.vs.rated (ppm)	Limit (ppm)	Verdict
WCDMA1700	TM1	LCH	TN	VL	-15.34	-0.008955	±2.5	PASS
			TN	VN	-15.70	-0.009169	±2.5	PASS
			TN	VH	-19.97	-0.011664	±2.5	PASS
		MCH	TN	VL	-13.96	-0.008058	±2.5	PASS
			TN	VN	-15.70	-0.006517	±2.5	PASS
			TN	VH	-13.26	-0.007653	±2.5	PASS
		HCH	TN	VL	-12.95	-0.007392	±2.5	PASS
			TN	VN	-15.70	-0.006373	±2.5	PASS
			TN	VH	-13.14	-0.007496	±2.5	PASS

Test Band	Test Mode	Test Channel	Test Temp.	Test Volt.	Freq.Error (Hz)	Freq.vs.rated (ppm)	Limit (ppm)	Verdict
WCDMA1700	TM2	LCH	TN	VL	18.81	0.010987	±2.5	PASS
			TN	VN	9.64	0.005632	±2.5	PASS
			TN	VH	66.51	0.038842	±2.5	PASS
		MCH	TN	VL	23.94	0.013818	±2.5	PASS
			TN	VN	9.64	-0.065347	±2.5	PASS
			TN	VH	-62.79	-0.036240	±2.5	PASS
		HCH	TN	VL	50.46	0.028792	±2.5	PASS
			TN	VN	9.64	-0.015776	±2.5	PASS
			TN	VH	-102.07	-0.058237	±2.5	PASS

Test Band	Test Mode	Test Channel	Test Temp.	Test Volt.	Freq.Error (Hz)	Freq.vs.rated (ppm)	Limit (ppm)	Verdict
WCDMA1700	TM3	LCH	TN	VL	-64.00	-0.037372	±2.5	PASS
			TN	VN	55.51	0.032417	±2.5	PASS
			TN	VH	-153.55	-0.089669	±2.5	PASS
		MCH	TN	VL	5.69	0.003285	±2.5	PASS
			TN	VN	55.51	-0.030666	±2.5	PASS
			TN	VH	-45.91	-0.026500	±2.5	PASS
		HCH	TN	VL	41.24	0.023533	±2.5	PASS
			TN	VN	55.51	0.026424	±2.5	PASS
			TN	VH	-90.79	-0.051803	±2.5	PASS

Test Band	Test Mode	Test Channel	Test Temp.	Test Volt.	Freq.Error (Hz)	Freq.vs.rated (ppm)	Limit (ppm)	Verdict
WCDMA1900	TM1	LCH	TN	VL	-17.29	-0.009333	±2.5	PASS
			TN	VN	-12.79	-0.006903	±2.5	PASS
			TN	VH	-9.45	-0.005099	±2.5	PASS
		MCH	TN	VL	-11.87	-0.006315	±2.5	PASS
			TN	VN	-12.79	-0.004147	±2.5	PASS
			TN	VH	-9.41	-0.005008	±2.5	PASS
		HCH	TN	VL	-12.04	-0.006311	±2.5	PASS
			TN	VN	-12.79	-0.009447	±2.5	PASS
			TN	VH	-10.16	-0.005327	±2.5	PASS

Test Band	Test Mode	Test Channel	Test Temp.	Test Volt.	Freq.Error (Hz)	Freq.vs.rated (ppm)	Limit (ppm)	Verdict
WCDMA1900	TM2	LCH	TN	VL	14.80	0.007990	±2.5	PASS
			TN	VN	24.49	0.013221	±2.5	PASS
			TN	VH	-21.84	-0.011788	±2.5	PASS
		MCH	TN	VL	46.55	0.024763	±2.5	PASS
			TN	VN	24.49	-0.030599	±2.5	PASS
			TN	VH	-62.21	-0.033090	±2.5	PASS
		HCH	TN	VL	37.46	0.019637	±2.5	PASS
			TN	VN	24.49	-0.057376	±2.5	PASS
			TN	VH	-62.23	-0.032620	±2.5	PASS

Test Band	Test Mode	Test Channel	Test Temp.	Test Volt.	Freq.Error (Hz)	Freq.vs.rated (ppm)	Limit (ppm)	Verdict
WCDMA1900	TM3	LCH	TN	VL	-2.33	-0.001260	±2.5	PASS
			TN	VN	-77.09	-0.041615	±2.5	PASS
			TN	VH	-88.20	-0.047612	±2.5	PASS
		MCH	TN	VL	3.49	0.001859	±2.5	PASS
			TN	VN	-77.09	-0.045557	±2.5	PASS
			TN	VH	70.74	0.037628	±2.5	PASS
		HCH	TN	VL	-20.14	-0.010559	±2.5	PASS
			TN	VN	-77.09	-0.069143	±2.5	PASS
			TN	VH	1.57	0.000824	±2.5	PASS

Frequency Error vs. Temperature:

Test Band	Test Mode	Test Channel	Test Volt.	Test Temp.	Freq.Error (Hz)	Freq.vs.rated (ppm)	Limit (ppm)	Verdict
GSM850	TM1	LCH	VN	-30	3.49	0.004234	±2.5	PASS
			VN	-20	5.81	0.007049	±2.5	PASS
			VN	-10	2.71	0.003288	±2.5	PASS
			VN	0	7.55	0.009160	±2.5	PASS
			VN	10	10.33	0.012533	±2.5	PASS
			VN	20	9.69	0.011757	±2.5	PASS
			VN	30	6.07	0.007365	±2.5	PASS
			VN	40	9.17	0.011126	±2.5	PASS
			VN	50	4.91	0.005957	±2.5	PASS
GSM850	TM1	MCH	VN	-30	10.59	0.012658	±2.5	PASS
			VN	-20	8.72	0.010423	±2.5	PASS
			VN	-10	6.78	0.008104	±2.5	PASS
			VN	0	8.85	0.010579	±2.5	PASS
			VN	10	8.46	0.010112	±2.5	PASS
			VN	20	8.98	0.010734	±2.5	PASS
			VN	30	6.97	0.008331	±2.5	PASS
			VN	40	9.36	0.011188	±2.5	PASS
			VN	50	8.20	0.009802	±2.5	PASS
GSM850	TM1	HCH	VN	-30	2.65	0.003122	±2.5	PASS
			VN	-20	9.17	0.010803	±2.5	PASS
			VN	-10	8.91	0.010497	±2.5	PASS
			VN	0	7.30	0.008600	±2.5	PASS
			VN	10	7.81	0.009201	±2.5	PASS
			VN	20	7.49	0.008824	±2.5	PASS
			VN	30	7.55	0.008895	±2.5	PASS
			VN	40	8.33	0.009814	±2.5	PASS
			VN	50	7.68	0.009048	±2.5	PASS

Test Band	Test Mode	Test Channel	Test Volt.	Test Temp.	Freq.Error (Hz)	Freq.vs.rated (ppm)	Limit (ppm)	Verdict
GSM850	TM2	LCH	VN	-30	4.46	0.005411	±2.5	PASS
			VN	-20	8.14	0.009876	±2.5	PASS
			VN	-10	4.71	0.005715	±2.5	PASS
			VN	0	6.39	0.007753	±2.5	PASS
			VN	10	7.75	0.009403	±2.5	PASS
			VN	20	1.74	0.002111	±2.5	PASS
			VN	30	4.84	0.005872	±2.5	PASS
			VN	40	3.68	0.004465	±2.5	PASS
			VN	50	2.20	0.002669	±2.5	PASS
GSM850	TM2	MCH	VN	-30	7.88	0.009419	±2.5	PASS
			VN	-20	6.07	0.007256	±2.5	PASS
			VN	-10	8.39	0.010029	±2.5	PASS
			VN	0	8.91	0.010650	±2.5	PASS
			VN	10	8.20	0.009802	±2.5	PASS
			VN	20	4.97	0.005941	±2.5	PASS
			VN	30	5.10	0.006096	±2.5	PASS
			VN	40	4.97	0.005941	±2.5	PASS
			VN	50	1.49	0.001781	±2.5	PASS
GSM850	TM2	HCH	VN	-30	5.68	0.006692	±2.5	PASS
			VN	-20	5.29	0.006232	±2.5	PASS
			VN	-10	7.55	0.008895	±2.5	PASS
			VN	0	8.27	0.009743	±2.5	PASS
			VN	10	7.36	0.008671	±2.5	PASS
			VN	20	5.55	0.006539	±2.5	PASS
			VN	30	-12.79	-0.015068	±2.5	PASS
			VN	40	1.03	0.001213	±2.5	PASS
			VN	50	6.65	0.007835	±2.5	PASS

Test Band	Test Mode	Test Channel	Test Volt.	Test Temp.	Freq.Error (Hz)	Freq.vs.rated (ppm)	Limit (ppm)	Verdict
GSM850	TM3	LCH	VN	-30	4.94	0.005994	±2.5	PASS
			VN	-20	5.26	0.006382	±2.5	PASS
			VN	-10	5.17	0.006273	±2.5	PASS
			VN	0	8.30	0.010070	±2.5	PASS
			VN	10	5.29	0.006418	±2.5	PASS
			VN	20	3.97	0.004817	±2.5	PASS
			VN	30	5.78	0.007013	±2.5	PASS
			VN	40	7.52	0.009124	±2.5	PASS
			VN	50	5.36	0.006503	±2.5	PASS
GSM850	TM3	MCH	VN	-30	4.81	0.005749	±2.5	PASS
			VN	-20	5.36	0.006407	±2.5	PASS
			VN	-10	4.52	0.005403	±2.5	PASS
			VN	0	8.30	0.009921	±2.5	PASS
			VN	10	5.75	0.006873	±2.5	PASS
			VN	20	5.75	0.006873	±2.5	PASS
			VN	30	6.04	0.007220	±2.5	PASS
			VN	40	7.65	0.009144	±2.5	PASS
			VN	50	5.65	0.006754	±2.5	PASS
GSM850	TM3	HCH	VN	-30	3.75	0.004418	±2.5	PASS
			VN	-20	4.68	0.005514	±2.5	PASS
			VN	-10	3.55	0.004182	±2.5	PASS
			VN	0	2.74	0.003228	±2.5	PASS
			VN	10	5.13	0.006044	±2.5	PASS
			VN	20	1.81	0.002132	±2.5	PASS
			VN	30	5.20	0.006126	±2.5	PASS
			VN	40	3.62	0.004265	±2.5	PASS
			VN	50	6.33	0.007458	±2.5	PASS

Test Band	Test Mode	Test Channel	Test Volt.	Test Temp.	Freq.Error (Hz)	Freq.vs.rated (ppm)	Limit (ppm)	Verdict
GSM1900	TM1	LCH	VN	-30	13.69	0.007399	±2.5	PASS
			VN	-20	13.75	0.007432	±2.5	PASS
			VN	-10	13.43	0.007259	±2.5	PASS
			VN	0	13.82	0.007469	±2.5	PASS
			VN	10	11.75	0.006351	±2.5	PASS
			VN	20	12.27	0.006632	±2.5	PASS
			VN	30	14.59	0.007886	±2.5	PASS
			VN	40	11.24	0.006075	±2.5	PASS
			VN	50	8.39	0.004535	±2.5	PASS
GSM1900	TM1	MCH	VN	-30	13.24	0.007043	±2.5	PASS
			VN	-20	13.50	0.007181	±2.5	PASS
			VN	-10	10.33	0.005495	±2.5	PASS
			VN	0	15.37	0.008176	±2.5	PASS
			VN	10	11.56	0.006149	±2.5	PASS
			VN	20	12.98	0.006904	±2.5	PASS
			VN	30	11.04	0.005872	±2.5	PASS
			VN	40	11.75	0.006250	±2.5	PASS
			VN	50	10.72	0.005702	±2.5	PASS
GSM1900	TM1	HCH	VN	-30	9.43	0.004938	±2.5	PASS
			VN	-20	5.42	0.002838	±2.5	PASS
			VN	-10	11.04	0.005781	±2.5	PASS
			VN	0	7.75	0.004058	±2.5	PASS
			VN	10	9.17	0.004802	±2.5	PASS
			VN	20	10.53	0.005514	±2.5	PASS
			VN	30	7.23	0.003786	±2.5	PASS
			VN	40	9.30	0.004870	±2.5	PASS
			VN	50	8.65	0.004529	±2.5	PASS

Test Band	Test Mode	Test Channel	Test Volt.	Test Temp.	Freq.Error (Hz)	Freq.vs.rated (ppm)	Limit (ppm)	Verdict
GSM1900	TM2	LCH	VN	-30	11.36	0.006140	±2.5	PASS
			VN	-20	10.46	0.005653	±2.5	PASS
			VN	-10	12.27	0.006632	±2.5	PASS
			VN	0	13.24	0.007156	±2.5	PASS
			VN	10	10.27	0.005551	±2.5	PASS
			VN	20	13.30	0.007188	±2.5	PASS
			VN	30	14.53	0.007853	±2.5	PASS
			VN	40	13.37	0.007226	±2.5	PASS
			VN	50	15.63	0.008448	±2.5	PASS
GSM1900	TM2	MCH	VN	-30	9.17	0.004878	±2.5	PASS
			VN	-20	11.49	0.006112	±2.5	PASS
			VN	-10	11.43	0.006080	±2.5	PASS
			VN	0	10.14	0.005394	±2.5	PASS
			VN	10	9.10	0.004840	±2.5	PASS
			VN	20	10.46	0.005564	±2.5	PASS
			VN	30	8.01	0.004261	±2.5	PASS
			VN	40	15.37	0.008176	±2.5	PASS
			VN	50	14.33	0.007622	±2.5	PASS
GSM1900	TM2	HCH	VN	-30	6.33	0.003314	±2.5	PASS
			VN	-20	8.14	0.004262	±2.5	PASS
			VN	-10	7.55	0.003953	±2.5	PASS
			VN	0	9.56	0.005006	±2.5	PASS
			VN	10	7.49	0.003922	±2.5	PASS
			VN	20	7.23	0.003786	±2.5	PASS
			VN	30	4.07	0.002131	±2.5	PASS
			VN	40	13.43	0.007032	±2.5	PASS
			VN	50	6.97	0.003650	±2.5	PASS

Test Band	Test Mode	Test Channel	Test Volt.	Test Temp.	Freq.Error (Hz)	Freq.vs.rated (ppm)	Limit (ppm)	Verdict
GSM1900	TM3	LCH	VN	-30	6.59	0.003562	±2.5	PASS
			VN	-20	7.36	0.003978	±2.5	PASS
			VN	-10	13.08	0.007070	±2.5	PASS
			VN	0	19.05	0.010296	±2.5	PASS
			VN	10	16.05	0.008675	±2.5	PASS
			VN	20	17.56	0.009491	±2.5	PASS
			VN	30	12.62	0.006821	±2.5	PASS
			VN	40	17.47	0.009442	±2.5	PASS
			VN	50	14.69	0.007940	±2.5	PASS
GSM1900	TM3	MCH	VN	-30	7.94	0.004223	±2.5	PASS
			VN	-20	8.14	0.004330	±2.5	PASS
			VN	-10	16.53	0.008793	±2.5	PASS
			VN	0	15.95	0.008484	±2.5	PASS
			VN	10	7.81	0.004154	±2.5	PASS
			VN	20	10.40	0.005532	±2.5	PASS
			VN	30	9.88	0.005255	±2.5	PASS
			VN	40	11.11	0.005910	±2.5	PASS
			VN	50	13.79	0.007335	±2.5	PASS
GSM1900	TM3	HCH	VN	-30	6.72	0.003519	±2.5	PASS
			VN	-20	6.75	0.003534	±2.5	PASS
			VN	-10	5.00	0.002618	±2.5	PASS
			VN	0	11.27	0.005901	±2.5	PASS
			VN	10	8.81	0.004613	±2.5	PASS
			VN	20	13.24	0.006933	±2.5	PASS
			VN	30	11.85	0.006205	±2.5	PASS
			VN	40	8.56	0.004482	±2.5	PASS
			VN	50	8.65	0.004529	±2.5	PASS

Test Band	Test Mode	Test Channel	Test Volt.	Test Temp.	Freq.Error (Hz)	Freq.vs.rated (ppm)	Limit (ppm)	Verdict
WCDMA850	TM1	LCH	VN	-30	-4.71	-0.005705	±2.5	PASS
			VN	-20	-4.23	-0.005115	±2.5	PASS
			VN	-10	-11.35	-0.013737	±2.5	PASS
			VN	0	-12.56	-0.015196	±2.5	PASS
			VN	10	-6.55	-0.007921	±2.5	PASS
			VN	20	-5.86	-0.007090	±2.5	PASS
			VN	30	-9.67	-0.011706	±2.5	PASS
			VN	40	-10.39	-0.012574	±2.5	PASS
			VN	50	-11.72	-0.014180	±2.5	PASS
WCDMA850	TM1	MCH	VN	-30	-10.73	-0.012825	±2.5	PASS
			VN	-20	-13.08	-0.015635	±2.5	PASS
			VN	-10	-3.10	-0.003703	±2.5	PASS
			VN	0	-3.49	-0.004178	±2.5	PASS
			VN	10	-2.01	-0.002408	±2.5	PASS
			VN	20	-3.75	-0.004488	±2.5	PASS
			VN	30	-4.76	-0.005692	±2.5	PASS
			VN	40	-10.94	-0.013081	±2.5	PASS
			VN	50	-9.57	-0.011439	±2.5	PASS
WCDMA850	TM1	HCH	VN	-30	-7.03	-0.008309	±2.5	PASS
			VN	-20	-4.39	-0.005191	±2.5	PASS
			VN	-10	-6.53	-0.007714	±2.5	PASS
			VN	0	-3.45	-0.004073	±2.5	PASS
			VN	10	-2.61	-0.003082	±2.5	PASS
			VN	20	-4.41	-0.005209	±2.5	PASS
			VN	30	-3.57	-0.004218	±2.5	PASS
			VN	40	-3.68	-0.004344	±2.5	PASS
			VN	50	-2.66	-0.003136	±2.5	PASS

Test Band	Test Mode	Test Channel	Test Volt.	Test Temp.	Freq.Error (Hz)	Freq.vs.rated (ppm)	Limit (ppm)	Verdict
WCDMA850	TM1	LCH	VN	-30	-4.71	-0.005705	±2.5	PASS
			VN	-20	-4.23	-0.005115	±2.5	PASS
			VN	-10	-11.35	-0.013737	±2.5	PASS
			VN	0	-12.56	-0.015196	±2.5	PASS
			VN	10	-6.55	-0.007921	±2.5	PASS
			VN	20	-5.86	-0.007090	±2.5	PASS
			VN	30	-9.67	-0.011706	±2.5	PASS
			VN	40	-10.39	-0.012574	±2.5	PASS
			VN	50	-11.72	-0.014180	±2.5	PASS
WCDMA850	TM1	MCH	VN	-30	-10.73	-0.012825	±2.5	PASS
			VN	-20	-13.08	-0.015635	±2.5	PASS
			VN	-10	-3.10	-0.003703	±2.5	PASS
			VN	0	-3.49	-0.004178	±2.5	PASS
			VN	10	-2.01	-0.002408	±2.5	PASS
			VN	20	-3.75	-0.004488	±2.5	PASS
			VN	30	-4.76	-0.005692	±2.5	PASS
			VN	40	-10.94	-0.013081	±2.5	PASS
			VN	50	-9.57	-0.011439	±2.5	PASS
WCDMA850	TM1	HCH	VN	-30	-7.03	-0.008309	±2.5	PASS
			VN	-20	-4.39	-0.005191	±2.5	PASS
			VN	-10	-6.53	-0.007714	±2.5	PASS
			VN	0	-3.45	-0.004073	±2.5	PASS
			VN	10	-2.61	-0.003082	±2.5	PASS
			VN	20	-4.41	-0.005209	±2.5	PASS
			VN	30	-3.57	-0.004218	±2.5	PASS
			VN	40	-3.68	-0.004344	±2.5	PASS
			VN	50	-2.66	-0.003136	±2.5	PASS

Test Band	Test Mode	Test Channel	Test Volt.	Test Temp.	Freq.Error (Hz)	Freq.vs.rated (ppm)	Limit (ppm)	Verdict
WCDMA850	TM2	LCH	VN	-30	-56.49	-0.068354	±2.5	PASS
			VN	-20	29.34	0.035507	±2.5	PASS
			VN	-10	-25.92	-0.031371	±2.5	PASS
			VN	0	-29.75	-0.036005	±2.5	PASS
			VN	10	94.48	0.114330	±2.5	PASS
			VN	20	-69.49	-0.084086	±2.5	PASS
			VN	30	51.27	0.062040	±2.5	PASS
			VN	40	-90.01	-0.108920	±2.5	PASS
			VN	50	26.23	0.031740	±2.5	PASS
WCDMA850	TM2	MCH	VN	-30	-112.84	-0.134910	±2.5	PASS
			VN	-20	38.80	0.046393	±2.5	PASS
			VN	-10	35.80	0.042799	±2.5	PASS
			VN	0	56.03	0.066990	±2.5	PASS
			VN	10	26.12	0.031233	±2.5	PASS
			VN	20	12.30	0.014704	±2.5	PASS
			VN	30	30.30	0.036231	±2.5	PASS
			VN	40	60.76	0.072645	±2.5	PASS
			VN	50	-12.07	-0.014431	±2.5	PASS
WCDMA850	TM2	HCH	VN	-30	0.52	0.000613	±2.5	PASS
			VN	-20	79.42	0.093813	±2.5	PASS
			VN	-10	-89.92	-0.106213	±2.5	PASS
			VN	0	-29.11	-0.034389	±2.5	PASS
			VN	10	43.35	0.051205	±2.5	PASS
			VN	20	-42.19	-0.049835	±2.5	PASS
			VN	30	77.15	0.091127	±2.5	PASS
			VN	40	104.08	0.122939	±2.5	PASS
			VN	50	-138.20	-0.163240	±2.5	PASS

Test Band	Test Mode	Test Channel	Test Volt.	Test Temp.	Freq.Error (Hz)	Freq.vs.rated (ppm)	Limit (ppm)	Verdict
WCDMA850	TM3	LCH	VN	-30	33.19	0.040160	±2.5	PASS
			VN	-20	-50.49	-0.061098	±2.5	PASS
			VN	-10	-4.23	-0.005115	±2.5	PASS
			VN	0	-21.33	-0.025813	±2.5	PASS
			VN	10	-179.37	-0.217046	±2.5	PASS
			VN	20	-78.78	-0.095331	±2.5	PASS
			VN	30	62.16	0.075223	±2.5	PASS
			VN	40	28.06	0.033956	±2.5	PASS
			VN	50	63.57	0.076922	±2.5	PASS
WCDMA850	TM3	MCH	VN	-30	29.80	0.035629	±2.5	PASS
			VN	-20	48.43	0.057905	±2.5	PASS
			VN	-10	-17.90	-0.021400	±2.5	PASS
			VN	0	-67.55	-0.080764	±2.5	PASS
			VN	10	-122.83	-0.146860	±2.5	PASS
			VN	20	36.45	0.043584	±2.5	PASS
			VN	30	25.10	0.030010	±2.5	PASS
			VN	40	43.00	0.051410	±2.5	PASS
			VN	50	-117.07	-0.139963	±2.5	PASS
WCDMA850	TM3	HCH	VN	-30	-3.14	-0.003713	±2.5	PASS
			VN	-20	62.52	0.073843	±2.5	PASS
			VN	-10	-56.21	-0.066399	±2.5	PASS
			VN	0	-136.02	-0.160662	±2.5	PASS
			VN	10	-47.20	-0.055747	±2.5	PASS
			VN	20	24.49	0.028928	±2.5	PASS
			VN	30	50.83	0.060037	±2.5	PASS
			VN	40	126.98	0.149992	±2.5	PASS
			VN	50	7.97	0.009408	±2.5	PASS

Test Band	Test Mode	Test Channel	Test Volt.	Test Temp.	Freq.Error (Hz)	Freq.vs.rated (ppm)	Limit (ppm)	Verdict
WCDMA1700	TM1	LCH	VN	-30	-16.94	-0.009891	±2.5	PASS
			VN	-20	-14.31	-0.008358	±2.5	PASS
			VN	-10	-10.89	-0.006362	±2.5	PASS
			VN	0	-13.47	-0.007868	±2.5	PASS
			VN	10	-11.55	-0.006745	±2.5	PASS
			VN	20	-17.81	-0.010399	±2.5	PASS
			VN	30	-15.98	-0.009330	±2.5	PASS
			VN	40	-11.51	-0.006719	±2.5	PASS
			VN	50	-12.07	-0.007048	±2.5	PASS
WCDMA1700	TM1	MCH	VN	-30	-10.12	-0.005839	±2.5	PASS
			VN	-20	-20.28	-0.011704	±2.5	PASS
			VN	-10	-13.78	-0.007953	±2.5	PASS
			VN	0	-13.24	-0.007644	±2.5	PASS
			VN	10	-14.04	-0.008102	±2.5	PASS
			VN	20	-12.39	-0.007151	±2.5	PASS
			VN	30	-15.61	-0.009009	±2.5	PASS
			VN	40	-12.18	-0.007028	±2.5	PASS
			VN	50	-10.41	-0.006006	±2.5	PASS
WCDMA1700	TM1	HCH	VN	-30	-7.25	-0.004136	±2.5	PASS
			VN	-20	-9.64	-0.005502	±2.5	PASS
			VN	-10	-4.35	-0.002481	±2.5	PASS
			VN	0	-15.53	-0.008863	±2.5	PASS
			VN	10	-9.90	-0.005650	±2.5	PASS
			VN	20	-9.20	-0.005250	±2.5	PASS
			VN	30	-13.79	-0.007871	±2.5	PASS
			VN	40	-8.13	-0.004640	±2.5	PASS
			VN	50	-12.05	-0.006878	±2.5	PASS

Test Band	Test Mode	Test Channel	Test Volt.	Test Temp.	Freq.Error (Hz)	Freq.vs.rated (ppm)	Limit (ppm)	Verdict
WCDMA1700	TM2	LCH	VN	-30	-10.57	-0.006175	±2.5	PASS
			VN	-20	-22.80	-0.013313	±2.5	PASS
			VN	-10	75.35	0.044001	±2.5	PASS
			VN	0	-55.30	-0.032293	±2.5	PASS
			VN	10	-48.48	-0.028309	±2.5	PASS
			VN	20	35.60	0.020789	±2.5	PASS
			VN	30	19.17	0.011192	±2.5	PASS
			VN	40	19.56	0.011424	±2.5	PASS
			VN	50	9.75	0.005694	±2.5	PASS
WCDMA1700	TM2	MCH	VN	-30	-86.79	-0.050093	±2.5	PASS
			VN	-20	-22.61	-0.013052	±2.5	PASS
			VN	-10	59.78	0.034505	±2.5	PASS
			VN	0	89.72	0.051784	±2.5	PASS
			VN	10	41.67	0.024052	±2.5	PASS
			VN	20	3.65	0.002105	±2.5	PASS
			VN	30	11.98	0.006913	±2.5	PASS
			VN	40	-74.17	-0.042810	±2.5	PASS
			VN	50	29.48	0.017015	±2.5	PASS
WCDMA1700	TM2	HCH	VN	-30	30.49	0.017395	±2.5	PASS
			VN	-20	-1.88	-0.001071	±2.5	PASS
			VN	-10	-76.11	-0.043427	±2.5	PASS
			VN	0	-16.75	-0.009560	±2.5	PASS
			VN	10	-7.51	-0.004284	±2.5	PASS
			VN	20	-58.04	-0.033119	±2.5	PASS
			VN	30	26.87	0.015332	±2.5	PASS
			VN	40	74.31	0.042400	±2.5	PASS
			VN	50	-54.06	-0.030847	±2.5	PASS

Test Band	Test Mode	Test Channel	Test Volt.	Test Temp.	Freq.Error (Hz)	Freq.vs.rated (ppm)	Limit (ppm)	Verdict
WCDMA1700	TM3	LCH	VN	-30	64.24	0.037514	±2.5	PASS
			VN	-20	-7.00	-0.004090	±2.5	PASS
			VN	-10	52.72	0.030787	±2.5	PASS
			VN	0	-84.24	-0.049196	±2.5	PASS
			VN	10	69.21	0.040419	±2.5	PASS
			VN	20	9.89	0.005774	±2.5	PASS
			VN	30	-88.81	-0.051861	±2.5	PASS
			VN	40	17.43	0.010176	±2.5	PASS
			VN	50	1.94	0.001132	±2.5	PASS
WCDMA1700	TM3	MCH	VN	-30	35.35	0.020406	±2.5	PASS
			VN	-20	40.85	0.023576	±2.5	PASS
			VN	-10	-15.78	-0.009106	±2.5	PASS
			VN	0	-73.50	-0.042423	±2.5	PASS
			VN	10	17.06	0.009846	±2.5	PASS
			VN	20	-13.41	-0.007741	±2.5	PASS
			VN	30	-51.50	-0.029723	±2.5	PASS
			VN	40	13.96	0.008058	±2.5	PASS
			VN	50	-15.90	-0.009177	±2.5	PASS
WCDMA1700	TM3	HCH	VN	-30	42.14	0.024047	±2.5	PASS
			VN	-20	43.12	0.024604	±2.5	PASS
			VN	-10	-18.71	-0.010674	±2.5	PASS
			VN	0	-17.41	-0.009934	±2.5	PASS
			VN	10	11.78	0.006721	±2.5	PASS
			VN	20	2.15	0.001228	±2.5	PASS
			VN	30	-192.20	-0.109665	±2.5	PASS
			VN	40	-17.97	-0.010256	±2.5	PASS
			VN	50	51.44	0.029349	±2.5	PASS

Test Band	Test Mode	Test Channel	Test Volt.	Test Temp.	Freq.Error (Hz)	Freq.vs.rated (ppm)	Limit (ppm)	Verdict
WCDMA1900	TM1	LCH	VN	-30	-14.36	-0.007751	±2.5	PASS
			VN	-20	-13.06	-0.007051	±2.5	PASS
			VN	-10	-8.96	-0.004835	±2.5	PASS
			VN	0	-11.17	-0.006030	±2.5	PASS
			VN	10	-12.22	-0.006598	±2.5	PASS
			VN	20	-13.46	-0.007265	±2.5	PASS
			VN	30	-14.80	-0.007990	±2.5	PASS
			VN	40	-13.09	-0.007068	±2.5	PASS
			VN	50	-15.15	-0.008180	±2.5	PASS
WCDMA1900	TM1	MCH	VN	-30	-10.04	-0.005341	±2.5	PASS
			VN	-20	-10.76	-0.005722	±2.5	PASS
			VN	-10	-7.57	-0.004026	±2.5	PASS
			VN	0	-6.68	-0.003555	±2.5	PASS
			VN	10	-13.60	-0.007232	±2.5	PASS
			VN	20	-6.73	-0.003579	±2.5	PASS
			VN	30	-15.84	-0.008425	±2.5	PASS
			VN	40	-4.04	-0.002151	±2.5	PASS
			VN	50	-12.74	-0.006777	±2.5	PASS
WCDMA1900	TM1	HCH	VN	-30	-15.26	-0.007999	±2.5	PASS
			VN	-20	-12.62	-0.006615	±2.5	PASS
			VN	-10	-15.06	-0.007895	±2.5	PASS
			VN	0	-8.61	-0.004511	±2.5	PASS
			VN	10	-7.37	-0.003863	±2.5	PASS
			VN	20	-9.55	-0.005007	±2.5	PASS
			VN	30	-10.21	-0.005351	±2.5	PASS
			VN	40	-9.57	-0.005015	±2.5	PASS
			VN	50	-11.51	-0.006031	±2.5	PASS

Test Band	Test Mode	Test Channel	Test Volt.	Test Temp.	Freq.Error (Hz)	Freq.vs.rated (ppm)	Limit (ppm)	Verdict
WCDMA1900	TM2	LCH	VN	-30	10.80	0.005832	±2.5	PASS
			VN	-20	-17.11	-0.009234	±2.5	PASS
			VN	-10	-11.76	-0.006351	±2.5	PASS
			VN	0	37.12	0.020041	±2.5	PASS
			VN	10	-65.12	-0.035157	±2.5	PASS
			VN	20	-3.43	-0.001853	±2.5	PASS
			VN	30	-151.46	-0.081763	±2.5	PASS
			VN	40	-52.41	-0.028295	±2.5	PASS
			VN	50	92.42	0.049893	±2.5	PASS
WCDMA1900	TM2	MCH	VN	-30	-28.17	-0.014983	±2.5	PASS
			VN	-20	-1.31	-0.000698	±2.5	PASS
			VN	-10	106.98	0.056904	±2.5	PASS
			VN	0	-17.46	-0.009285	±2.5	PASS
			VN	10	-20.03	-0.010657	±2.5	PASS
			VN	20	64.22	0.034162	±2.5	PASS
			VN	30	-8.67	-0.004610	±2.5	PASS
			VN	40	-39.81	-0.021176	±2.5	PASS
			VN	50	-4.44	-0.002362	±2.5	PASS
WCDMA1900	TM2	HCH	VN	-30	-61.31	-0.032140	±2.5	PASS
			VN	-20	-92.45	-0.048466	±2.5	PASS
			VN	-10	-26.46	-0.013870	±2.5	PASS
			VN	0	-14.14	-0.007415	±2.5	PASS
			VN	10	17.87	0.009367	±2.5	PASS
			VN	20	25.79	0.013518	±2.5	PASS
			VN	30	-97.61	-0.051169	±2.5	PASS
			VN	40	-48.61	-0.025485	±2.5	PASS
			VN	50	-148.71	-0.077958	±2.5	PASS

Test Band	Test Mode	Test Channel	Test Volt.	Test Temp.	Freq.Error (Hz)	Freq.vs.rated (ppm)	Limit (ppm)	Verdict
WCDMA1900	TM3	LCH	VN	-30	10.41	0.005618	±2.5	PASS
			VN	-20	-0.17	-0.000091	±2.5	PASS
			VN	-10	-41.70	-0.022513	±2.5	PASS
			VN	0	-27.33	-0.014753	±2.5	PASS
			VN	10	-17.78	-0.009596	±2.5	PASS
			VN	20	-17.65	-0.009531	±2.5	PASS
			VN	30	-17.55	-0.009473	±2.5	PASS
			VN	40	49.15	0.026532	±2.5	PASS
			VN	50	-12.92	-0.006977	±2.5	PASS
WCDMA1900	TM3	MCH	VN	-30	13.89	0.007386	±2.5	PASS
			VN	-20	16.34	0.008693	±2.5	PASS
			VN	-10	7.34	0.003904	±2.5	PASS
			VN	0	-37.95	-0.020185	±2.5	PASS
			VN	10	-56.55	-0.030079	±2.5	PASS
			VN	20	-18.08	-0.009618	±2.5	PASS
			VN	30	51.39	0.027336	±2.5	PASS
			VN	40	25.36	0.013489	±2.5	PASS
			VN	50	-9.00	-0.004789	±2.5	PASS
WCDMA1900	TM3	HCH	VN	-30	-48.10	-0.025213	±2.5	PASS
			VN	-20	-51.10	-0.026788	±2.5	PASS
			VN	-10	-105.70	-0.055409	±2.5	PASS
			VN	0	19.45	0.010199	±2.5	PASS
			VN	10	-81.63	-0.042794	±2.5	PASS
			VN	20	77.51	0.040635	±2.5	PASS
			VN	30	-94.88	-0.049737	±2.5	PASS
			VN	40	-50.66	-0.026557	±2.5	PASS
			VN	50	35.87	0.018806	±2.5	PASS

Appendix G) Effective Radiated Power of Transmitter (ERP/EIRP)

Receiver Setup:

Frequency	Detector	RBW	VBW	Remark
30MHz-1GHz	peak	120kHz	300kHz	Peak
Above 1GHz	Peak	1MHz	3MHz	Peak

Measurement Procedure:

Test procedure as below:

The EUT was powered ON and placed on a 1.5m hight table at a 3 meter fully Anechoic Chamber. The antenna of the transmitter was extended to its maximum length. modulation mode and the measuring receiver shall be tuned to the frequency of the transmitter under test.

The EUT was set 3 meters(above 18GHz the distance is 1 meter) away from the interference-receiving antenna, which was mounted on the top of a variable-height antenna tower.

The disturbance of the transmitter was maximized on the test receiver display by raising and lowering from 1m to 4m the receive antenna and by rotating through 360° the turntable. After the fundamental emission was maximized, a field strength measurement was made.

Steps 1) to 3) were performed with the EUT and the receive antenna in both vertical and horizontal polarization.

The transmitter was then removed and replaced with another antenna. The center of the antenna was approximately at the same location as the center of the transmitter.

A signal at the disturbance was fed to the substitution antenna by means of a non-radiating cable. With both the substitution and the receive antennas horizontally polarized, the receive antenna was raised and lowered to obtain a maximum reading at the test receiver. The level of the signal generator was adjusted until the measured field strength level in step 3) is obtained for this set of conditions.

The output power into the substitution antenna was then measured.

Steps 6) and 7)were repeated with both antennas polarized.

Calculate power in dBm by the following formula:

ERP(dBm) = Pg(dBm) – cable loss (dB) + antenna gain (dBd)

EIRP(dBm) = Pg(dBm) – cable loss (dB) + antenna gain (dBi)

EIRP=ERP+2.15dB

where:

Pg is the generator output power into the substitution antenna.

) Test the EUT in the lowest channel, the middle channel the Highest channel

) The radiation measurements are performed in X, Y, Z axis positioning for EUT operation mode,And found the X axis positioning which it is worse case.

) Repeat above procedures until all frequencies measured was complete.

Limit:

Mode	GSM850/WCDMA/ HSDPA/HSUPA Band V	GSM1900/WCDMA/ HSDPA/HSUPA Band II	WCDMA Band IV
Frequency	824 – 849MHz	1850 – 1910MHz	1710 – 1755MHz
Limit	38.45dBm（7W）	33.01dBm（2W）	30dBm （1W）

Measurement Data

GSM 850 (Voice)							
Channel/fc (MHz)	Height (cm)	Azimuth (deg)	ERP (dBm)	Limit (dBm)	Over Limit (dB)	Result	Antenna Polaxis.
128/824.2	150	247	27.24	38.45	-11.21	Pass	H
	150	336	23.26	38.45	-15.19	Pass	V
190/836.6	150	297	27.01	38.45	-11.44	Pass	H
	150	95	22.98	38.45	-15.47	Pass	V
251/848.8	150	296	26.62	38.45	-11.83	Pass	H
	150	185	22.08	38.45	-16.37	Pass	V

GPRS 850							
Channel/fc (MHz)	Height (cm)	Azimuth (deg)	ERP (dBm)	Limit (dBm)	Over Limit (dB)	Result	Antenna Polaxis.
128/824.2	150	231	19.60	38.45	-18.85	Pass	H
	150	331	14.66	38.45	-23.79	Pass	V
190/836.6	150	245	18.92	38.45	-19.53	Pass	H
	150	152	14.23	38.45	-24.22	Pass	V
251/848.8	150	229	18.01	38.45	-20.44	Pass	H
	150	112	13.09	38.45	-25.36	Pass	V

EDGE 850							
Channel/fc (MHz)	Height (cm)	Azimuth (deg)	ERP (dBm)	Limit (dBm)	Over Limit (dB)	Result	Antenna Polaxis.
128/824.2	150	154	18.33	38.45	-20.12	Pass	H
	150	313	13.97	38.45	-24.48	Pass	V
190/836.6	150	63	17.86	38.45	-20.59	Pass	H
	150	144	13.77	38.45	-24.68	Pass	V
251/848.8	150	305	17.98	38.45	-20.47	Pass	H
	150	154	14.56	38.45	-23.89	Pass	V

WCDMA band V							
Channel/fc (MHz)	Height (cm)	Azimuth (deg)	ERP (dBm)	Limit (dBm)	Over Limit (dB)	Result	Antenna Polaxis.
4132/ 826.4	150	61	20.14	38.45	-18.31	Pass	H
	150	161	18.22	38.45	-20.23	Pass	V
4182/ 836.6	150	78	20.64	38.45	-17.81	Pass	H
	150	81	17.91	38.45	-20.54	Pass	V
4233/ 846.6	150	90	19.78	38.45	-18.67	Pass	H
	150	113	16.81	38.45	-21.64	Pass	V

HSDPA band V							
Channel/fc (MHz)	Height (cm)	Azimuth (deg)	ERP (dBm)	Limit (dBm)	Over Limit (dB)	Result	Antenna Polaxis.
4132/ 826.4	150	161	18.19	38.45	-20.26	Pass	H
	150	122	15.44	38.45	-23.01	Pass	V
4182/ 836.6	150	128	18.83	38.45	-19.62	Pass	H
	150	212	15.69	38.45	-22.76	Pass	V
4233/ 846.6	150	239	17.92	38.45	-20.53	Pass	H
	150	229	15.32	38.45	-23.13	Pass	V

HSUPA band V							
Channel/fc (MHz)	Height (cm)	Azimuth (deg)	ERP (dBm)	Limit (dBm)	Over Limit (dB)	Result	Antenna Polaxis.
4132/ 826.4	150	231	17.98	38.45	-20.47	Pass	H
	150	270	14.54	38.45	-23.91	Pass	V
4182/ 836.6	150	223	18.29	38.45	-20.16	Pass	H
	150	226	14.72	38.45	-23.73	Pass	V
4233/ 846.6	150	266	17.24	38.45	-21.21	Pass	H
	150	330	14.39	38.45	-24.06	Pass	V

GSM 1900 (Voice)							
Channel/fc (MHz)	Height (cm)	Azimuth (deg)	EIRP (dBm)	Limit (dBm)	Over Limit (dB)	Result	Antenna Polaxis.
512/1850.2	150	150	25.56	33.01	-7.45	Pass	H
	150	149	22.75	33.01	-10.26	Pass	V
661/1880.0	150	97	25.24	33.01	-7.77	Pass	H
	150	148	22.35	33.01	-10.66	Pass	V
810/1909.8	150	142	25.14	33.01	-7.87	Pass	H
	150	106	21.37	33.01	-11.64	Pass	V

GPRS 1900							
Channel/fc (MHz)	Height (cm)	Azimuth (deg)	EIRP (dBm)	Limit (dBm)	Over Limit (dB)	Result	Antenna Polaxis.
512/1850.2	150	134	24.97	33.01	-8.04	Pass	H
	150	154	22.10	33.01	-10.91	Pass	V
661/1880.0	150	56	24.54	33.01	-8.47	Pass	H
	150	48	21.93	33.01	-11.08	Pass	V
810/1909.8	150	144	24.36	33.01	-8.65	Pass	H
	150	305	21.80	33.01	-11.21	Pass	V

EDGE1900							
Channel/fc (MHz)	Height (cm)	Azimuth (deg)	EIRP (dBm)	Limit (dBm)	Over Limit (dB)	Result	Antenna Polaxis.
512/1850.2	150	312	24.34	33.01	-8.67	Pass	H
	150	229	22.19	33.01	-10.82	Pass	V
661/1880.0	150	56	24.14	33.01	-8.87	Pass	H
	150	290	20.93	33.01	-12.08	Pass	V
810/1909.8	150	211	24.22	33.01	-8.79	Pass	H
	150	132	21.01	33.01	-12.00	Pass	V

WCDMA band II							
Channel/fc (MHz)	Height (cm)	Azimuth (deg)	EIRP (dBm)	Limit (dBm)	Over Limit (dB)	Result	Antenna Polaxis.
9262/1852.4	150	322	19.33	33.01	-13.68	Pass	H
	150	145	14.21	33.01	-18.80	Pass	V
9400/1880.0	150	246	19.48	33.01	-13.53	Pass	H
	150	301	14.18	33.01	-18.83	Pass	V
9538/1907.6	150	249	19.15	33.01	-13.86	Pass	H
	150	42	15.16	33.01	-17.85	Pass	V

HSDPA band II							
Channel/fc (MHz)	Height (cm)	Azimuth (deg)	ERP (dBm)	Limit (dBm)	Over Limit (dB)	Result	Antenna Polaxis.
9262/1852.4	150	176	17.81	33.01	-15.20	Pass	H
	150	179	13.11	33.01	-19.90	Pass	V
9400/1880.0	150	205	18.01	33.01	-15.00	Pass	H
	150	100	13.24	33.01	-19.77	Pass	V
9538/1907.6	150	179	18.14	33.01	-14.87	Pass	H
	150	56	13.19	33.01	-19.82	Pass	V

HSUPA band II							
Channel/fc (MHz)	Height (cm)	Azimuth (deg)	ERP (dBm)	Limit (dBm)	Over Limit (dB)	Result	Antenna Polaxis.
9262/1852.4	150	305	17.24	33.01	-15.77	Pass	H
	150	122	14.79	33.01	-18.22	Pass	V
9400/1880.0	150	248	17.17	33.01	-15.84	Pass	H
	150	178	14.26	33.01	-18.75	Pass	V
9538/1907.6	150	210	17.48	33.01	-15.53	Pass	H
	150	163	14.33	33.01	-18.68	Pass	V

WCDMA band IV							
Channel/fc (MHz)	Height (cm)	Azimuth (deg)	EIRP (dBm)	Limit (dBm)	Over Limit (dB)	Result	Antenna Polaxis.
1312/1712.4	250	336	19.34	30.00	-10.66	Pass	H
	200	344	15.25	30.00	-14.75	Pass	V
1413/1732.6	150	336	19.30	30.00	-10.70	Pass	H
	200	343	14.98	30.00	-15.02	Pass	V
1513/1752.6	150	336	19.32	30.00	-10.68	Pass	H
	150	343	15.38	30.00	-14.62	Pass	V

HSDPA band IV							
Channel/fc (MHz)	Height (cm)	Azimuth (deg)	EIRP (dBm)	Limit (dBm)	Over Limit (dB)	Result	Antenna Polaxis.
1312/1712.4	250	236	18.95	30.00	-11.05	Pass	H
	200	74	14.01	30.00	-15.99	Pass	V
1413/1732.6	150	134	19.01	30.00	-10.99	Pass	H
	200	94	14.98	30.00	-15.02	Pass	V
1513/1752.6	150	200	19.12	30.00	-10.88	Pass	H
	150	43	14.40	30.00	-15.60	Pass	V

HSUPA band IV							
Channel/fc (MHz)	Height (cm)	Azimuth (deg)	EIRP (dBm)	Limit (dBm)	Over Limit (dB)	Result	Antenna Polaxis.
1312/1712.4	250	269	18.65	30.00	-11.35	Pass	H
	200	42	14.33	30.00	-15.67	Pass	V
1413/1732.6	150	275	19.11	30.00	-10.89	Pass	H
	200	310	14.22	30.00	-15.78	Pass	V
1513/1752.6	150	257	19.10	30.00	-10.90	Pass	H
	150	336	14.00	30.00	-16.00	Pass	V

Appendix H) Field strength of spurious radiation

Receiver Setup:

Frequency	Detector	RBW	VBW	Remark
0.009MHz-30MHz	Peak	10kHz	30kHz	Peak
30MHz-1GHz	Peak	120kHz	300kHz	Peak
Above 1GHz	Peak	1MHz	3MHz	Peak

Measurement Procedure:

1. Scan up to 10th harmonic, find the maximum radiation frequency to measure.
2. The technique used to find the Spurious Emissions of the transmitter was the antenna substitution method. Substitution method was performed to determine the actual ERP/EIRP emission levels of the EUT.

Test procedure as below:

The EUT was powered ON and placed on a 1.5m hight table at a 3 meter fully Anechoic Chamber. The antenna of the transmitter was extended to its maximum length. modulation mode and the measuring receiver shall be tuned to the frequency of the transmitter under test.

The EUT was set 3 meters(above 18GHz the distance is 1 meter) away from the interference-receiving antenna, which was mounted on the top of a variable-height antenna tower.

The disturbance of the transmitter was maximized on the test receiver display by raising and lowering from 1m to 4m the receive antenna and by rotating through 360° the turntable. After the fundamental emission was maximized, a field strength measurement was made.

Steps 1) to 3) were performed with the EUT and the receive antenna in both vertical and horizontal polarization.

The transmitter was then removed and replaced with another antenna. The center of the antenna was approximately at the same location as the center of the transmitter.

A signal at the disturbance was fed to the substitution antenna by means of a non-radiating cable. With both the substitution and the receive antennas horizontally polarized, the receive antenna was raised and lowered to obtain a maximum reading at the test receiver. The level of the signal generator was adjusted until the measured field strength level in step 3) is obtained for this set of conditions.

The output power into the substitution antenna was then measured.

Steps 6) and 7)were repeated with both antennas polarized.

Calculate power in dBm by the following formula:

ERP(dBm) = Pg(dBm) – cable loss (dB) + antenna gain (dBd)

EIRP(dBm) = Pg(dBm) – cable loss (dB) + antenna gain (dBi)

EIRP=ERP+2.15dB

where:

Pg is the generator output power into the substitution antenna.

) Test the EUT in the lowest channel, the middle channel the Highest channel

) The radiation measurements are performed in X, Y, Z axis positioning for EUT operation mode,And found the X axis positioning which it is worse case.

) Repeat above procedures until all frequencies measured was complete.

Limit: Attenuated at least 43+10log(P)

Test Data:

Mode:	GSM Traffic							
Band:	850			Channel:		128		
Remark:	/							
NO.	Freq. [MHz]	Height [cm]	Azimuth [deg]	Level [dBm]	Limit [dBm]	Margin [dB]	Result	Polarity
1	49.9860	150	298	-79.82	-13.00	66.82	Pass	Horizontal
2	140.0200	150	113	-80.23	-13.00	67.23	Pass	Horizontal
3	208.9038	150	95	-78.77	-13.00	65.77	Pass	Horizontal
4	625.1170	150	150	-75.08	-13.00	62.08	Pass	Horizontal
5	687.5975	150	141	-72.99	-13.00	59.99	Pass	Horizontal
6	742.5105	150	178	-68.55	-13.00	55.55	Pass	Horizontal
7	1296.2296	150	123	-48.52	-13.00	35.52	Pass	Horizontal
8	1648.4000	150	355	-50.65	-13.00	37.65	Pass	Horizontal
9	2472.6000	150	20	-49.99	-13.00	36.99	Pass	Horizontal
10	3296.8000	150	84	-49.64	-13.00	36.64	Pass	Horizontal
11	5677.6339	150	69	-47.77	-13.00	34.77	Pass	Horizontal
12	9715.0858	150	100	-43.50	-13.00	30.50	Pass	Horizontal

Mode:	GSM Traffic							
Band:	850			Channel:		128		
Remark:	/							
NO.	Freq. [MHz]	Height [cm]	Azimuth [deg]	Level [dBm]	Limit [dBm]	Margin [dB]	Result	Polarity
1	51.1502	150	298	-65.02	-13.00	52.02	Pass	Vertical
2	71.9124	150	132	-75.48	-13.00	62.48	Pass	Vertical
3	140.0200	150	11	-76.34	-13.00	63.34	Pass	Vertical
4	208.9038	150	141	-69.63	-13.00	56.63	Pass	Vertical
5	411.4803	150	243	-76.88	-13.00	63.88	Pass	Vertical
6	742.5105	150	206	-66.72	-13.00	53.72	Pass	Vertical
7	1648.4000	150	112	-50.47	-13.00	37.47	Pass	Vertical
8	2472.6000	150	234	-50.31	-13.00	37.31	Pass	Vertical
9	3001.5001	150	52	-46.18	-13.00	33.18	Pass	Vertical
10	3296.8000	150	237	-50.19	-13.00	37.19	Pass	Vertical
11	6429.1715	150	69	-47.04	-13.00	34.04	Pass	Vertical
12	9095.5548	150	100	-43.24	-13.00	30.24	Pass	Vertical

Mode:	GSM Traffic							
Band:	850			Channel:		190		
Remark:	/							
NO.	Freq. [MHz]	Height [cm]	Azimuth [deg]	Level [dBm]	Limit [dBm]	Margin [dB]	Result	Polarity
1	49.9860	150	76	-80.28	-13.00	67.28	Pass	Horizontal
2	140.0200	150	237	-78.60	-13.00	65.60	Pass	Horizontal
3	208.9038	150	58	-79.63	-13.00	66.63	Pass	Horizontal
4	440.0040	150	171	-77.00	-13.00	64.00	Pass	Horizontal
5	687.5975	150	1	-73.02	-13.00	60.02	Pass	Horizontal
6	742.5105	150	124	-67.27	-13.00	54.27	Pass	Horizontal
7	1278.2278	150	339	-48.37	-13.00	35.37	Pass	Horizontal
8	1673.2000	150	134	-50.74	-13.00	37.74	Pass	Horizontal
9	2509.8000	150	11	-48.42	-13.00	35.42	Pass	Horizontal
10	3346.4000	150	316	-49.44	-13.00	36.44	Pass	Horizontal
11	8021.5011	150	2	-43.60	-13.00	30.60	Pass	Horizontal
12	11758.1879	150	46	-41.95	-13.00	28.95	Pass	Horizontal

Mode:	GSM Traffic							
Band:	850			Channel:		190		
Remark:	/							
NO.	Freq. [MHz]	Height [cm]	Azimuth [deg]	Level [dBm]	Limit [dBm]	Margin [dB]	Result	Polarity
1	51.3443	150	337	-65.17	-13.00	52.17	Pass	Vertical
2	71.9124	150	282	-76.61	-13.00	63.61	Pass	Vertical
3	140.0200	150	245	-76.74	-13.00	63.74	Pass	Vertical
4	208.9038	150	263	-70.43	-13.00	57.43	Pass	Vertical
5	600.0860	150	356	-74.50	-13.00	61.50	Pass	Vertical
6	742.5105	150	161	-65.07	-13.00	52.07	Pass	Vertical
7	1363.4363	150	328	-48.39	-13.00	35.39	Pass	Vertical
8	1673.2000	150	124	-50.28	-13.00	37.28	Pass	Vertical
9	2509.8000	150	49	-50.20	-13.00	37.20	Pass	Vertical
10	3346.4000	150	99	-48.09	-13.00	35.09	Pass	Vertical
11	4574.3287	150	254	-47.29	-13.00	34.29	Pass	Vertical
12	11807.6904	150	330	-42.31	-13.00	29.31	Pass	Vertical

Mode:	GSM Traffic							
Band:	850			Channel:		251		
Remark:	/							
NO.	Freq. [MHz]	Height [cm]	Azimuth [deg]	Level [dBm]	Limit [dBm]	Margin [dB]	Result	Polarity
1	50.7622	150	76	-79.08	-13.00	66.08	Pass	Horizontal
2	109.7500	150	114	-79.88	-13.00	66.88	Pass	Horizontal
3	140.0200	150	357	-80.41	-13.00	67.41	Pass	Horizontal
4	208.9038	150	39	-79.72	-13.00	66.72	Pass	Horizontal
5	440.0040	150	11	-76.96	-13.00	63.96	Pass	Horizontal
6	742.5105	150	49	-69.31	-13.00	56.31	Pass	Horizontal
7	1294.4294	150	291	-48.77	-13.00	35.77	Pass	Horizontal
8	1697.6000	150	151	-50.69	-13.00	37.69	Pass	Horizontal
9	2546.4000	150	188	-49.44	-13.00	36.44	Pass	Horizontal
10	3395.2000	150	175	-50.10	-13.00	37.10	Pass	Horizontal
11	5939.3970	150	37	-47.64	-13.00	34.64	Pass	Horizontal
12	9688.0844	150	344	-41.78	-13.00	28.78	Pass	Horizontal

Mode:	GSM Traffic							
Band:	850			Channel:		251		
Remark:	/							
NO.	Freq. [MHz]	Height [cm]	Azimuth [deg]	Level [dBm]	Limit [dBm]	Margin [dB]	Result	Polarity
1	50.9562	150	207	-64.86	-13.00	51.86	Pass	Vertical
2	94.6149	150	337	-77.06	-13.00	64.06	Pass	Vertical
3	140.0200	150	20	-77.09	-13.00	64.09	Pass	Vertical
4	208.9038	150	225	-70.36	-13.00	57.36	Pass	Vertical
5	411.4803	150	207	-76.72	-13.00	63.72	Pass	Vertical
6	742.5105	150	310	-65.31	-13.00	52.31	Pass	Vertical
7	1360.8361	150	132	-48.34	-13.00	35.34	Pass	Vertical
8	1697.6000	150	123	-52.18	-13.00	39.18	Pass	Vertical
9	2546.4000	150	160	-50.40	-13.00	37.40	Pass	Vertical
10	3395.2000	150	237	-49.70	-13.00	36.70	Pass	Vertical
11	5085.1043	150	6	-48.00	-13.00	35.00	Pass	Vertical
12	11809.9405	150	206	-42.31	-13.00	29.31	Pass	Vertical

Mode:	GPRS Traffic							
Band:	850			Channel:		128		
Remark:	/							
NO.	Freq. [MHz]	Height [cm]	Azimuth [deg]	Level [dBm]	Limit [dBm]	Margin [dB]	Result	Polarity
1	52.5085	150	76	-79.86	-13.00	66.86	Pass	Horizontal
2	100.6301	150	124	-80.10	-13.00	67.10	Pass	Horizontal
3	140.0200	150	291	-81.05	-13.00	68.05	Pass	Horizontal
4	208.9038	150	282	-79.04	-13.00	66.04	Pass	Horizontal
5	440.0040	150	348	-77.40	-13.00	64.40	Pass	Horizontal
6	742.5105	150	282	-68.29	-13.00	55.29	Pass	Horizontal
7	1318.6319	150	86	-48.79	-13.00	35.79	Pass	Horizontal
8	1648.4000	150	329	-51.65	-13.00	38.65	Pass	Horizontal
9	2472.6000	150	95	-49.84	-13.00	36.84	Pass	Horizontal
10	3296.8000	150	20	-49.36	-13.00	36.36	Pass	Horizontal
11	4468.5734	150	68	-46.82	-13.00	33.82	Pass	Horizontal
12	9765.3383	150	37	-42.61	-13.00	29.61	Pass	Horizontal

Mode:	GPRS Traffic							
Band:	850			Channel:		128		
Remark:	/							
NO.	Freq. [MHz]	Height [cm]	Azimuth [deg]	Level [dBm]	Limit [dBm]	Margin [dB]	Result	Polarity
1	51.3443	150	292	-63.89	-13.00	50.89	Pass	Vertical
2	95.1970	150	283	-76.95	-13.00	63.95	Pass	Vertical
3	140.0200	150	114	-76.27	-13.00	63.27	Pass	Vertical
4	208.9038	150	114	-69.87	-13.00	56.87	Pass	Vertical
5	411.4803	150	292	-76.45	-13.00	63.45	Pass	Vertical
6	742.5105	150	226	-65.50	-13.00	52.50	Pass	Vertical
7	1295.4295	150	217	-48.61	-13.00	35.61	Pass	Vertical
8	1648.4000	150	67	-52.79	-13.00	39.79	Pass	Vertical
9	2472.6000	150	348	-50.38	-13.00	37.38	Pass	Vertical
10	3296.8000	150	20	-49.08	-13.00	36.08	Pass	Vertical
11	6459.9230	150	206	-47.57	-13.00	34.57	Pass	Vertical
12	9756.3378	150	299	-42.69	-13.00	29.69	Pass	Vertical

Mode:	GPRS Traffic							
Band:	850			Channel:		190		
Remark:	/							
NO.	Freq. [MHz]	Height [cm]	Azimuth [deg]	Level [dBm]	Limit [dBm]	Margin [dB]	Result	Polarity
1	50.1800	150	76	-80.18	-13.00	67.18	Pass	Horizontal
2	103.7347	150	1	-79.27	-13.00	66.27	Pass	Horizontal
3	140.0200	150	124	-80.54	-13.00	67.54	Pass	Horizontal
4	208.9038	150	30	-79.11	-13.00	66.11	Pass	Horizontal
5	440.0040	150	114	-77.40	-13.00	64.40	Pass	Horizontal
6	742.5105	150	245	-69.41	-13.00	56.41	Pass	Horizontal
7	1198.4198	150	58	-48.66	-13.00	35.66	Pass	Horizontal
8	1673.2000	150	236	-53.38	-13.00	40.38	Pass	Horizontal
9	2509.8000	150	114	-50.20	-13.00	37.20	Pass	Horizontal
10	3346.4000	150	316	-48.59	-13.00	35.59	Pass	Horizontal
11	5630.3815	150	6	-48.06	-13.00	35.06	Pass	Horizontal
12	8410.0205	150	130	-43.14	-13.00	30.14	Pass	Horizontal

Mode:	GPRS Traffic							
Band:	850			Channel:		190		
Remark:	/							
NO.	Freq. [MHz]	Height [cm]	Azimuth [deg]	Level [dBm]	Limit [dBm]	Margin [dB]	Result	Polarity
1	51.1502	150	20	-65.19	-13.00	52.19	Pass	Vertical
2	140.0200	150	360	-77.87	-13.00	64.87	Pass	Vertical
3	152.0504	150	299	-80.01	-13.00	67.01	Pass	Vertical
4	208.9038	150	169	-69.41	-13.00	56.41	Pass	Vertical
5	411.4803	150	224	-76.72	-13.00	63.72	Pass	Vertical
6	742.5105	150	85	-64.93	-13.00	51.93	Pass	Vertical
7	1295.4295	150	187	-48.27	-13.00	35.27	Pass	Vertical
8	1673.2000	150	141	-53.46	-13.00	40.46	Pass	Vertical
9	2509.8000	150	309	-49.28	-13.00	36.28	Pass	Vertical
10	3002.2501	150	9	-45.61	-13.00	32.61	Pass	Vertical
11	3346.4000	150	238	-49.65	-13.00	36.65	Pass	Vertical
12	9102.3051	150	101	-43.35	-13.00	30.35	Pass	Vertical

Mode:	GPRS Traffic							
Band:	850			Channel:		251		
Remark:	/							
NO.	Freq. [MHz]	Height [cm]	Azimuth [deg]	Level [dBm]	Limit [dBm]	Margin [dB]	Result	Polarity
1	49.9860	150	217	-78.55	-13.00	65.55	Pass	Horizontal
2	180.1860	150	58	-83.84	-13.00	70.84	Pass	Horizontal
3	208.9038	150	58	-78.97	-13.00	65.97	Pass	Horizontal
4	268.8618	150	311	-80.48	-13.00	67.48	Pass	Horizontal
5	440.0040	150	311	-76.96	-13.00	63.96	Pass	Horizontal
6	742.5105	150	68	-67.76	-13.00	54.76	Pass	Horizontal
7	1697.6000	150	320	-51.98	-13.00	38.98	Pass	Horizontal
8	2546.4000	150	124	-50.53	-13.00	37.53	Pass	Horizontal
9	3072.0036	150	330	-45.63	-13.00	32.63	Pass	Horizontal
10	3395.2000	150	344	-50.15	-13.00	37.15	Pass	Horizontal
11	6341.4171	150	6	-46.11	-13.00	33.11	Pass	Horizontal
12	9766.0883	150	144	-42.44	-13.00	29.44	Pass	Horizontal

Mode:	GPRS Traffic							
Band:	850			Channel:		251		
Remark:	/							
NO.	Freq. [MHz]	Height [cm]	Azimuth [deg]	Level [dBm]	Limit [dBm]	Margin [dB]	Result	Polarity
1	50.7622	150	160	-64.87	-13.00	51.87	Pass	Vertical
2	71.9124	150	179	-75.85	-13.00	62.85	Pass	Vertical
3	140.0200	150	21	-76.61	-13.00	63.61	Pass	Vertical
4	208.9038	150	160	-69.72	-13.00	56.72	Pass	Vertical
5	440.0040	150	300	-77.10	-13.00	64.10	Pass	Vertical
6	742.5105	150	132	-65.10	-13.00	52.10	Pass	Vertical
7	1296.6297	150	262	-48.51	-13.00	35.51	Pass	Vertical
8	1697.6000	150	216	-51.91	-13.00	38.91	Pass	Vertical
9	2546.4000	150	95	-50.04	-13.00	37.04	Pass	Vertical
10	3395.2000	150	237	-49.08	-13.00	36.08	Pass	Vertical
11	4712.3356	150	144	-47.94	-13.00	34.94	Pass	Vertical
12	9718.0859	150	144	-43.20	-13.00	30.20	Pass	Vertical

Mode:	EGPRS Traffic							
Band:	850			Channel:		128		
Remark:	/							
NO.	Freq. [MHz]	Height [cm]	Azimuth [deg]	Level [dBm]	Limit [dBm]	Margin [dB]	Result	Polarity
1	49.5979	150	123	-79.34	-13.00	66.34	Pass	Horizontal
2	140.0200	150	29	-81.01	-13.00	68.01	Pass	Horizontal
3	208.9038	150	142	-79.43	-13.00	66.43	Pass	Horizontal
4	330.9542	150	170	-77.70	-13.00	64.70	Pass	Horizontal
5	625.1170	150	337	-74.65	-13.00	61.65	Pass	Horizontal
6	742.5105	150	188	-70.74	-13.00	57.74	Pass	Horizontal
7	1300.2300	150	20	-47.44	-13.00	34.44	Pass	Horizontal
8	1648.4000	150	347	-52.90	-13.00	39.90	Pass	Horizontal
9	2472.6000	150	29	-50.44	-13.00	37.44	Pass	Horizontal
10	3296.8000	150	52	-49.41	-13.00	36.41	Pass	Horizontal
11	6375.1688	150	359	-47.04	-13.00	34.04	Pass	Horizontal
12	9726.3363	150	83	-42.81	-13.00	29.81	Pass	Horizontal

Mode:	EGPRS Traffic							
Band:	850			Channel:		128		
Remark:	/							
NO.	Freq. [MHz]	Height [cm]	Azimuth [deg]	Level [dBm]	Limit [dBm]	Margin [dB]	Result	Polarity
1	52.5085	150	273	-65.67	-13.00	52.67	Pass	Vertical
2	95.0030	150	291	-76.76	-13.00	63.76	Pass	Vertical
3	140.0200	150	207	-77.29	-13.00	64.29	Pass	Vertical
4	208.9038	150	188	-69.71	-13.00	56.71	Pass	Vertical
5	440.0040	150	360	-76.40	-13.00	63.40	Pass	Vertical
6	742.5105	150	348	-64.45	-13.00	51.45	Pass	Vertical
7	1648.4000	150	337	-53.32	-13.00	40.32	Pass	Vertical
8	2472.6000	150	58	-50.43	-13.00	37.43	Pass	Vertical
9	3296.8000	150	6	-49.66	-13.00	36.66	Pass	Vertical
10	4734.0867	150	51	-48.21	-13.00	35.21	Pass	Vertical
11	6495.9248	150	161	-47.72	-13.00	34.72	Pass	Vertical
12	9103.8052	150	82	-43.54	-13.00	30.54	Pass	Vertical

Mode:	EGPRS Traffic							
Band:	850			Channel:		190		
Remark:	/							
NO.	Freq. [MHz]	Height [cm]	Azimuth [deg]	Level [dBm]	Limit [dBm]	Margin [dB]	Result	Polarity
1	53.6727	150	198	-79.88	-13.00	66.88	Pass	Horizontal
2	104.1228	150	310	-80.01	-13.00	67.01	Pass	Horizontal
3	140.0200	150	188	-80.87	-13.00	67.87	Pass	Horizontal
4	208.9038	150	29	-79.96	-13.00	66.96	Pass	Horizontal
5	360.0600	150	1	-77.93	-13.00	64.93	Pass	Horizontal
6	742.5105	150	347	-67.17	-13.00	54.17	Pass	Horizontal
7	1294.4294	150	291	-48.27	-13.00	35.27	Pass	Horizontal
8	1673.2000	150	235	-52.25	-13.00	39.25	Pass	Horizontal
9	2150.9151	150	262	-46.87	-13.00	33.87	Pass	Horizontal
10	2509.8000	150	319	-48.40	-13.00	35.40	Pass	Horizontal
11	3346.4000	150	6	-49.19	-13.00	36.19	Pass	Horizontal
12	7722.2361	150	68	-44.17	-13.00	31.17	Pass	Horizontal

Mode:	EGPRS Traffic							
Band:	850			Channel:		190		
Remark:	/							
NO.	Freq. [MHz]	Height [cm]	Azimuth [deg]	Level [dBm]	Limit [dBm]	Margin [dB]	Result	Polarity
1	51.5383	150	151	-64.55	-13.00	51.55	Pass	Vertical
2	95.1970	150	151	-78.47	-13.00	65.47	Pass	Vertical
3	140.0200	150	254	-77.48	-13.00	64.48	Pass	Vertical
4	208.9038	150	273	-69.53	-13.00	56.53	Pass	Vertical
5	411.4803	150	113	-76.95	-13.00	63.95	Pass	Vertical
6	742.5105	150	30	-64.56	-13.00	51.56	Pass	Vertical
7	1276.4276	150	21	-48.48	-13.00	35.48	Pass	Vertical
8	1673.2000	150	319	-52.76	-13.00	39.76	Pass	Vertical
9	2509.8000	150	1	-50.09	-13.00	37.09	Pass	Vertical
10	3346.4000	150	175	-49.51	-13.00	36.51	Pass	Vertical
11	6443.4222	150	20	-47.44	-13.00	34.44	Pass	Vertical
12	8146.0073	150	82	-43.01	-13.00	30.01	Pass	Vertical

Mode:	EGPRS Traffic							
Band:	850			Channel:		251		
Remark:	/							
NO.	Freq. [MHz]	Height [cm]	Azimuth [deg]	Level [dBm]	Limit [dBm]	Margin [dB]	Result	Polarity
1	49.9860	150	197	-80.04	-13.00	67.04	Pass	Horizontal
2	140.0200	150	346	-80.76	-13.00	67.76	Pass	Horizontal
3	208.9038	150	131	-79.76	-13.00	66.76	Pass	Horizontal
4	360.0600	150	29	-78.45	-13.00	65.45	Pass	Horizontal
5	687.5975	150	149	-73.43	-13.00	60.43	Pass	Horizontal
6	742.5105	150	48	-67.40	-13.00	54.40	Pass	Horizontal
7	1697.6000	150	131	-53.04	-13.00	40.04	Pass	Horizontal
8	2226.3226	150	309	-47.27	-13.00	34.27	Pass	Horizontal
9	2546.4000	150	263	-50.11	-13.00	37.11	Pass	Horizontal
10	3395.2000	150	86	-50.34	-13.00	37.34	Pass	Horizontal
11	7299.2150	150	255	-45.56	-13.00	32.56	Pass	Horizontal
12	9727.0864	150	300	-43.48	-13.00	30.48	Pass	Horizontal

Mode:	EGPRS Traffic							
Band:	850			Channel:		251		
Remark:	/							
NO.	Freq. [MHz]	Height [cm]	Azimuth [deg]	Level [dBm]	Limit [dBm]	Margin [dB]	Result	Polarity
1	51.3443	150	20	-64.58	-13.00	51.58	Pass	Vertical
2	69.7780	150	122	-75.44	-13.00	62.44	Pass	Vertical
3	95.0030	150	85	-77.18	-13.00	64.18	Pass	Vertical
4	140.0200	150	11	-77.36	-13.00	64.36	Pass	Vertical
5	208.9038	150	260	-69.66	-13.00	56.66	Pass	Vertical
6	742.5105	150	177	-63.85	-13.00	50.85	Pass	Vertical
7	1300.2300	150	66	-48.74	-13.00	35.74	Pass	Vertical
8	1697.6000	150	140	-52.77	-13.00	39.77	Pass	Vertical
9	2546.4000	150	159	-49.76	-13.00	36.76	Pass	Vertical
10	3395.2000	150	344	-50.18	-13.00	37.18	Pass	Vertical
11	4563.0782	150	162	-48.41	-13.00	35.41	Pass	Vertical
12	8138.5069	150	114	-43.62	-13.00	30.62	Pass	Vertical

Mode:	GSM Traffic							
Band:	1900			Channel:		512		
Remark:	/							
NO.	Freq. [MHz]	Height [cm]	Azimuth [deg]	Level [dBm]	Limit [dBm]	Margin [dB]	Result	Polarity
1	49.4039	150	23	-79.63	-13.00	66.63	Pass	Horizontal
2	140.0200	150	333	-80.69	-13.00	67.69	Pass	Horizontal
3	208.9038	150	50	-79.22	-13.00	66.22	Pass	Horizontal
4	440.0040	150	163	-77.26	-13.00	64.26	Pass	Horizontal
5	625.1170	150	0	-73.62	-13.00	60.62	Pass	Horizontal
6	742.5105	150	149	-66.25	-13.00	53.25	Pass	Horizontal
7	1292.4292	150	359	-48.84	-13.00	35.84	Pass	Horizontal
8	3700.4000	150	359	-51.14	-13.00	38.14	Pass	Horizontal
9	5550.6000	150	205	-50.88	-13.00	37.88	Pass	Horizontal
10	7400.8000	150	66	-49.16	-13.00	36.16	Pass	Horizontal
11	8164.0082	150	359	-43.53	-13.00	30.53	Pass	Horizontal
12	11713.1857	150	88	-41.45	-13.00	28.45	Pass	Horizontal

Mode:	GSM Traffic							
Band:	1900			Channel:		512		
Remark:	/							
NO.	Freq. [MHz]	Height [cm]	Azimuth [deg]	Level [dBm]	Limit [dBm]	Margin [dB]	Result	Polarity
1	51.5383	150	6	-67.69	-13.00	54.69	Pass	Vertical
2	140.0200	150	233	-77.65	-13.00	64.65	Pass	Vertical
3	208.9038	150	121	-70.15	-13.00	57.15	Pass	Vertical
4	440.0040	150	163	-76.61	-13.00	63.61	Pass	Vertical
5	742.5105	150	206	-63.42	-13.00	50.42	Pass	Vertical
6	890.9502	150	206	-66.31	-13.00	53.31	Pass	Vertical
7	1294.2294	150	219	-48.64	-13.00	35.64	Pass	Vertical
8	3012.7506	150	115	-45.04	-13.00	32.04	Pass	Vertical
9	3700.4000	150	305	-49.24	-13.00	36.24	Pass	Vertical
10	5550.6000	150	42	-51.16	-13.00	38.16	Pass	Vertical
11	7400.8000	150	305	-48.56	-13.00	35.56	Pass	Vertical
12	11797.1899	150	232	-40.82	-13.00	27.82	Pass	Vertical

Mode:	GSM Traffic							
Band:	1900			Channel:		661		
Remark:	/							
NO.	Freq. [MHz]	Height [cm]	Azimuth [deg]	Level [dBm]	Limit [dBm]	Margin [dB]	Result	Polarity
1	97.3315	150	359	-79.54	-13.00	66.54	Pass	Horizontal
2	208.9038	150	320	-81.23	-13.00	68.23	Pass	Horizontal
3	440.0040	150	275	-77.49	-13.00	64.49	Pass	Horizontal
4	600.0860	150	96	-73.85	-13.00	60.85	Pass	Horizontal
5	742.5105	150	186	-63.98	-13.00	50.98	Pass	Horizontal
6	874.6509	150	231	-70.54	-13.00	57.54	Pass	Horizontal
7	2745.9746	150	141	-45.12	-13.00	32.12	Pass	Horizontal
8	3760.0000	150	24	-51.51	-13.00	38.51	Pass	Horizontal
9	5039.3520	150	255	-47.43	-13.00	34.43	Pass	Horizontal
10	5640.0000	150	1	-51.31	-13.00	38.31	Pass	Horizontal
11	7520.0000	150	347	-47.70	-13.00	34.70	Pass	Horizontal
12	11844.4422	150	162	-41.25	-13.00	28.25	Pass	Horizontal

Mode:	GSM Traffic							
Band:	1900			Channel:		661		
Remark:	/							
NO.	Freq. [MHz]	Height [cm]	Azimuth [deg]	Level [dBm]	Limit [dBm]	Margin [dB]	Result	Polarity
1	52.5085	150	8	-65.86	-13.00	52.86	Pass	Vertical
2	71.9124	150	142	-76.01	-13.00	63.01	Pass	Vertical
3	140.0200	150	8	-77.07	-13.00	64.07	Pass	Vertical
4	208.9038	150	142	-70.66	-13.00	57.66	Pass	Vertical
5	742.5105	150	98	-62.78	-13.00	49.78	Pass	Vertical
6	890.9502	150	276	-66.98	-13.00	53.98	Pass	Vertical
7	2938.7939	150	321	-45.01	-13.00	32.01	Pass	Vertical
8	3760.0000	150	360	-51.26	-13.00	38.26	Pass	Vertical
9	4652.3326	150	322	-48.02	-13.00	35.02	Pass	Vertical
10	5640.0000	150	137	-49.31	-13.00	36.31	Pass	Vertical
11	7520.0000	150	276	-47.39	-13.00	34.39	Pass	Vertical
12	9744.3372	150	137	-42.29	-13.00	29.29	Pass	Vertical

Mode:	GSM Traffic							
Band:	1900			Channel:		810		
Remark:	/							
NO.	Freq. [MHz]	Height [cm]	Azimuth [deg]	Level [dBm]	Limit [dBm]	Margin [dB]	Result	Polarity
1	62.2104	150	211	-80.62	-13.00	67.62	Pass	Horizontal
2	140.0200	150	360	-80.59	-13.00	67.59	Pass	Horizontal
3	208.9038	150	84	-81.36	-13.00	68.36	Pass	Horizontal
4	440.0040	150	295	-78.08	-13.00	65.08	Pass	Horizontal
5	600.0860	150	70	-73.70	-13.00	60.70	Pass	Horizontal
6	742.5105	150	56	-64.73	-13.00	51.73	Pass	Horizontal
7	1324.2324	150	14	-48.36	-13.00	35.36	Pass	Horizontal
8	2739.3739	150	360	-45.09	-13.00	32.09	Pass	Horizontal
9	3819.6000	150	294	-51.06	-13.00	38.06	Pass	Horizontal
10	5729.4000	150	340	-51.87	-13.00	38.87	Pass	Horizontal
11	7639.2000	150	201	-47.95	-13.00	34.95	Pass	Horizontal
12	9718.8359	150	109	-42.20	-13.00	29.20	Pass	Horizontal

Mode:	GSM Traffic							
Band:	1900			Channel:		810		
Remark:	/							
NO.	Freq. [MHz]	Height [cm]	Azimuth [deg]	Level [dBm]	Limit [dBm]	Margin [dB]	Result	Polarity
1	52.5085	150	127	-66.55	-13.00	53.55	Pass	Vertical
2	140.0200	150	84	-76.85	-13.00	63.85	Pass	Vertical
3	208.9038	150	270	-70.58	-13.00	57.58	Pass	Vertical
4	411.4803	150	100	-77.27	-13.00	64.27	Pass	Vertical
5	742.5105	150	169	-62.14	-13.00	49.14	Pass	Vertical
6	879.6959	150	254	-69.54	-13.00	56.54	Pass	Vertical
7	2991.9992	150	198	-45.69	-13.00	32.69	Pass	Vertical
8	3819.6000	150	176	-49.31	-13.00	36.31	Pass	Vertical
9	4449.8225	150	176	-46.88	-13.00	33.88	Pass	Vertical
10	5729.4000	150	0	-51.08	-13.00	38.08	Pass	Vertical
11	7639.2000	150	224	-47.06	-13.00	34.06	Pass	Vertical
12	11800.9400	150	245	-41.17	-13.00	28.17	Pass	Vertical

Mode:	GPRS Traffic							
Band:	1900			Channel:		512		
Remark:	/							
NO.	Freq. [MHz]	Height [cm]	Azimuth [deg]	Level [dBm]	Limit [dBm]	Margin [dB]	Result	Polarity
1	63.9568	150	322	-80.33	-13.00	67.33	Pass	Horizontal
2	104.5109	150	27	-80.31	-13.00	67.31	Pass	Horizontal
3	208.9038	150	359	-79.78	-13.00	66.78	Pass	Horizontal
4	433.2126	150	336	-78.24	-13.00	65.24	Pass	Horizontal
5	600.0860	150	209	-72.07	-13.00	59.07	Pass	Horizontal
6	742.5105	150	125	-67.92	-13.00	54.92	Pass	Horizontal
7	2678.9679	150	252	-45.23	-13.00	32.23	Pass	Horizontal
8	3700.4000	150	226	-50.68	-13.00	37.68	Pass	Horizontal
9	5550.6000	150	248	-49.95	-13.00	36.95	Pass	Horizontal
10	7400.8000	150	248	-48.48	-13.00	35.48	Pass	Horizontal
11	8496.2748	150	272	-42.82	-13.00	29.82	Pass	Horizontal
12	11860.1930	150	17	-41.81	-13.00	28.81	Pass	Horizontal

Mode:	GPRS Traffic							
Band:	1900			Channel:		512		
Remark:	/							
NO.	Freq. [MHz]	Height [cm]	Azimuth [deg]	Level [dBm]	Limit [dBm]	Margin [dB]	Result	Polarity
1	51.7323	150	293	-67.15	-13.00	54.15	Pass	Vertical
2	140.0200	150	279	-78.65	-13.00	65.65	Pass	Vertical
3	208.9038	150	359	-70.60	-13.00	57.60	Pass	Vertical
4	600.0860	150	265	-73.58	-13.00	60.58	Pass	Vertical
5	742.5105	150	55	-62.41	-13.00	49.41	Pass	Vertical
6	890.9502	150	83	-64.80	-13.00	51.80	Pass	Vertical
7	2954.3954	150	359	-45.43	-13.00	32.43	Pass	Vertical
8	3700.4000	150	156	-51.33	-13.00	38.33	Pass	Vertical
9	4470.8235	150	111	-47.50	-13.00	34.50	Pass	Vertical
10	5550.6000	150	2	-51.73	-13.00	38.73	Pass	Vertical
11	7400.8000	150	273	-48.67	-13.00	35.67	Pass	Vertical
12	9709.8355	150	156	-41.55	-13.00	28.55	Pass	Vertical

Mode:	GPRS Traffic							
Band:	1900			Channel:		661		
Remark:	/							
NO.	Freq. [MHz]	Height [cm]	Azimuth [deg]	Level [dBm]	Limit [dBm]	Margin [dB]	Result	Polarity
1	103.5407	150	335	-79.99	-13.00	66.99	Pass	Horizontal
2	208.9038	150	1	-80.75	-13.00	67.75	Pass	Horizontal
3	440.0040	150	279	-77.94	-13.00	64.94	Pass	Horizontal
4	599.8920	150	293	-74.95	-13.00	61.95	Pass	Horizontal
5	742.5105	150	322	-67.36	-13.00	54.36	Pass	Horizontal
6	879.6959	150	1	-71.40	-13.00	58.40	Pass	Horizontal
7	2924.9925	150	266	-45.41	-13.00	32.41	Pass	Horizontal
8	3760.0000	150	340	-51.33	-13.00	38.33	Pass	Horizontal
9	5088.8544	150	294	-47.77	-13.00	34.77	Pass	Horizontal
10	5640.0000	150	109	-50.64	-13.00	37.64	Pass	Horizontal
11	7520.0000	150	42	-48.23	-13.00	35.23	Pass	Horizontal
12	9658.8329	150	294	-41.98	-13.00	28.98	Pass	Horizontal

Mode:	GPRS Traffic							
Band:	1900			Channel:		661		
Remark:	/							
NO.	Freq. [MHz]	Height [cm]	Azimuth [deg]	Level [dBm]	Limit [dBm]	Margin [dB]	Result	Polarity
1	49.7920	150	27	-66.48	-13.00	53.48	Pass	Vertical
2	140.0200	150	140	-77.42	-13.00	64.42	Pass	Vertical
3	208.9038	150	125	-70.55	-13.00	57.55	Pass	Vertical
4	440.0040	150	182	-77.74	-13.00	64.74	Pass	Vertical
5	742.5105	150	322	-62.63	-13.00	49.63	Pass	Vertical
6	890.9502	150	56	-67.39	-13.00	54.39	Pass	Vertical
7	1290.6291	150	309	-48.50	-13.00	35.50	Pass	Vertical
8	2929.1929	150	294	-45.51	-13.00	32.51	Pass	Vertical
9	3760.0000	150	63	-50.27	-13.00	37.27	Pass	Vertical
10	5640.0000	150	201	-50.96	-13.00	37.96	Pass	Vertical
11	7520.0000	150	319	-47.91	-13.00	34.91	Pass	Vertical
12	9244.0622	150	63	-42.65	-13.00	29.65	Pass	Vertical

Mode:	GPRS Traffic							
Band:	1900			Channel:		810		
Remark:	/							
NO.	Freq. [MHz]	Height [cm]	Azimuth [deg]	Level [dBm]	Limit [dBm]	Margin [dB]	Result	Polarity
1	50.3741	150	304	-80.72	-13.00	67.72	Pass	Horizontal
2	105.2871	150	248	-80.85	-13.00	67.85	Pass	Horizontal
3	208.9038	150	135	-79.57	-13.00	66.57	Pass	Horizontal
4	440.0040	150	193	-77.99	-13.00	64.99	Pass	Horizontal
5	625.1170	150	135	-73.84	-13.00	60.84	Pass	Horizontal
6	742.5105	150	135	-66.77	-13.00	53.77	Pass	Horizontal
7	1309.2309	150	1	-48.68	-13.00	35.68	Pass	Horizontal
8	2957.7958	150	290	-45.62	-13.00	32.62	Pass	Horizontal
9	3819.6000	150	41	-48.79	-13.00	35.79	Pass	Horizontal
10	5729.4000	150	252	-50.64	-13.00	37.64	Pass	Horizontal
11	7639.2000	150	273	-45.62	-13.00	32.62	Pass	Horizontal
12	9702.3351	150	273	-41.75	-13.00	28.75	Pass	Horizontal

Mode:	GPRS Traffic							
Band:	1900			Channel:		810		
Remark:	/							
NO.	Freq. [MHz]	Height [cm]	Azimuth [deg]	Level [dBm]	Limit [dBm]	Margin [dB]	Result	Polarity
1	52.5085	150	346	-66.52	-13.00	53.52	Pass	Vertical
2	95.1970	150	1	-79.32	-13.00	66.32	Pass	Vertical
3	140.0200	150	359	-77.45	-13.00	64.45	Pass	Vertical
4	208.9038	150	249	-70.68	-13.00	57.68	Pass	Vertical
5	411.4803	150	359	-77.24	-13.00	64.24	Pass	Vertical
6	742.5105	150	262	-67.89	-13.00	54.89	Pass	Vertical
7	1293.8294	150	136	-48.32	-13.00	35.32	Pass	Vertical
8	2987.1987	150	81	-44.87	-13.00	31.87	Pass	Vertical
9	3819.6000	150	157	-50.99	-13.00	37.99	Pass	Vertical
10	5729.4000	150	41	-51.72	-13.00	38.72	Pass	Vertical
11	7639.2000	150	316	-47.64	-13.00	34.64	Pass	Vertical
12	10269.3635	150	316	-42.06	-13.00	29.06	Pass	Vertical

Mode:	EGPRS Traffic							
Band:	1900			Channel:		512		
Remark:	/							
NO.	Freq. [MHz]	Height [cm]	Azimuth [deg]	Level [dBm]	Limit [dBm]	Margin [dB]	Result	Polarity
1	107.0334	150	51	-80.48	-13.00	67.48	Pass	Horizontal
2	208.9038	150	108	-81.19	-13.00	68.19	Pass	Horizontal
3	440.0040	150	262	-78.08	-13.00	65.08	Pass	Horizontal
4	600.0860	150	178	-74.47	-13.00	61.47	Pass	Horizontal
5	742.5105	150	0	-64.64	-13.00	51.64	Pass	Horizontal
6	890.9502	150	262	-69.68	-13.00	56.68	Pass	Horizontal
7	1342.4342	150	220	-48.14	-13.00	35.14	Pass	Horizontal
8	3700.4000	150	88	-50.20	-13.00	37.20	Pass	Horizontal
9	5087.3544	150	272	-47.98	-13.00	34.98	Pass	Horizontal
10	5550.6000	150	359	-50.71	-13.00	37.71	Pass	Horizontal
11	7400.8000	150	319	-48.18	-13.00	35.18	Pass	Horizontal
12	9686.5843	150	343	-41.99	-13.00	28.99	Pass	Horizontal

Mode:	EGPRS Traffic							
Band:	1900			Channel:		512		
Remark:	/							
NO.	Freq. [MHz]	Height [cm]	Azimuth [deg]	Level [dBm]	Limit [dBm]	Margin [dB]	Result	Polarity
1	53.2847	150	277	-66.92	-13.00	53.92	Pass	Vertical
2	140.0200	150	206	-75.87	-13.00	62.87	Pass	Vertical
3	208.9038	150	164	-71.18	-13.00	58.18	Pass	Vertical
4	600.0860	150	1	-74.64	-13.00	61.64	Pass	Vertical
5	742.5105	150	93	-61.81	-13.00	48.81	Pass	Vertical
6	874.4569	150	359	-68.22	-13.00	55.22	Pass	Vertical
7	2718.7719	150	178	-45.53	-13.00	32.53	Pass	Vertical
8	3700.4000	150	226	-51.16	-13.00	38.16	Pass	Vertical
9	5550.6000	150	226	-49.94	-13.00	36.94	Pass	Vertical
10	7400.8000	150	88	-49.95	-13.00	36.95	Pass	Vertical
11	9106.0553	150	180	-42.79	-13.00	29.79	Pass	Vertical
12	11806.9403	150	318	-41.40	-13.00	28.40	Pass	Vertical

Mode:	EGPRS Traffic							
Band:	1900			Channel:		661		
Remark:	/							
NO.	Freq. [MHz]	Height [cm]	Azimuth [deg]	Level [dBm]	Limit [dBm]	Margin [dB]	Result	Polarity
1	63.7628	150	252	-80.53	-13.00	67.53	Pass	Horizontal
2	208.9038	150	60	-79.07	-13.00	66.07	Pass	Horizontal
3	440.0040	150	118	-77.03	-13.00	64.03	Pass	Horizontal
4	600.0860	150	60	-73.00	-13.00	60.00	Pass	Horizontal
5	742.5105	150	103	-66.10	-13.00	53.10	Pass	Horizontal
6	879.6959	150	17	-69.86	-13.00	56.86	Pass	Horizontal
7	1324.8325	150	90	-48.50	-13.00	35.50	Pass	Horizontal
8	2960.1960	150	132	-45.15	-13.00	32.15	Pass	Horizontal
9	3760.0000	150	72	-51.17	-13.00	38.17	Pass	Horizontal
10	5640.0000	150	94	-49.88	-13.00	36.88	Pass	Horizontal
11	7520.0000	150	166	-48.31	-13.00	35.31	Pass	Horizontal
12	9745.0873	150	356	-41.85	-13.00	28.85	Pass	Horizontal

Mode:	EGPRS Traffic							
Band:	1900			Channel:		661		
Remark:	/							
NO.	Freq. [MHz]	Height [cm]	Azimuth [deg]	Level [dBm]	Limit [dBm]	Margin [dB]	Result	Polarity
1	51.3443	150	304	-66.46	-13.00	53.46	Pass	Vertical
2	140.0200	150	3	-75.89	-13.00	62.89	Pass	Vertical
3	208.9038	150	121	-70.56	-13.00	57.56	Pass	Vertical
4	599.8920	150	121	-73.66	-13.00	60.66	Pass	Vertical
5	742.5105	150	18	-63.46	-13.00	50.46	Pass	Vertical
6	879.6959	150	106	-68.79	-13.00	55.79	Pass	Vertical
7	1225.8226	150	62	-48.43	-13.00	35.43	Pass	Vertical
8	2996.7997	150	18	-45.06	-13.00	32.06	Pass	Vertical
9	3760.0000	150	287	-50.89	-13.00	37.89	Pass	Vertical
10	5640.0000	150	95	-50.64	-13.00	37.64	Pass	Vertical
11	7520.0000	150	73	-47.45	-13.00	34.45	Pass	Vertical
12	9747.3374	150	216	-42.45	-13.00	29.45	Pass	Vertical

Mode:	EGPRS Traffic							
Band:	1900			Channel:		810		
Remark:	/							
NO.	Freq. [MHz]	Height [cm]	Azimuth [deg]	Level [dBm]	Limit [dBm]	Margin [dB]	Result	Polarity
1	48.0456	150	109	-80.92	-13.00	67.92	Pass	Horizontal
2	111.4963	150	109	-80.18	-13.00	67.18	Pass	Horizontal
3	208.9038	150	66	-79.65	-13.00	66.65	Pass	Horizontal
4	440.0040	150	206	-76.81	-13.00	63.81	Pass	Horizontal
5	600.0860	150	290	-74.62	-13.00	61.62	Pass	Horizontal
6	742.5105	150	22	-65.81	-13.00	52.81	Pass	Horizontal
7	1312.4312	150	36	-48.98	-13.00	35.98	Pass	Horizontal
8	2901.1901	150	275	-45.52	-13.00	32.52	Pass	Horizontal
9	3819.6000	150	171	-49.37	-13.00	36.37	Pass	Horizontal
10	5729.4000	150	197	-50.55	-13.00	37.55	Pass	Horizontal
11	7639.2000	150	90	-45.07	-13.00	32.07	Pass	Horizontal
12	9702.3351	150	43	-41.95	-13.00	28.95	Pass	Horizontal

Mode:	EGPRS Traffic							
Band:	1900			Channel:		810		
Remark:	/							
NO.	Freq. [MHz]	Height [cm]	Azimuth [deg]	Level [dBm]	Limit [dBm]	Margin [dB]	Result	Polarity
1	51.7323	150	359	-66.83	-13.00	53.83	Pass	Vertical
2	140.0200	150	303	-76.25	-13.00	63.25	Pass	Vertical
3	208.9038	150	134	-70.86	-13.00	57.86	Pass	Vertical
4	440.0040	150	205	-77.45	-13.00	64.45	Pass	Vertical
5	742.5105	150	332	-69.89	-13.00	56.89	Pass	Vertical
6	873.8748	150	332	-69.84	-13.00	56.84	Pass	Vertical
7	1304.6305	150	319	-48.51	-13.00	35.51	Pass	Vertical
8	2799.3799	150	134	-45.65	-13.00	32.65	Pass	Vertical
9	3819.6000	150	163	-50.74	-13.00	37.74	Pass	Vertical
10	5729.4000	150	304	-51.79	-13.00	38.79	Pass	Vertical
11	7639.2000	150	41	-46.83	-13.00	33.83	Pass	Vertical
12	11802.4401	150	67	-41.39	-13.00	28.39	Pass	Vertical

Mode:	WCDMA Traffic							
Band:	II			Channel:		9263		
Remark:	/							
NO.	Freq. [MHz]	Height [cm]	Azimuth [deg]	Level [dBm]	Limit [dBm]	Margin [dB]	Result	Polarity
1	49.9860	150	274	-80.53	-13.00	67.53	Pass	Horizontal
2	140.0200	150	50	-79.94	-13.00	66.94	Pass	Horizontal
3	208.9038	150	0	-79.24	-13.00	66.24	Pass	Horizontal
4	625.1170	150	24	-75.17	-13.00	62.17	Pass	Horizontal
5	687.5975	150	219	-74.08	-13.00	61.08	Pass	Horizontal
6	742.5105	150	153	-68.82	-13.00	55.82	Pass	Horizontal
7	1294.8295	150	0	-48.86	-13.00	35.86	Pass	Horizontal
8	3705.2000	150	276	-50.34	-13.00	37.34	Pass	Horizontal
9	4648.5824	150	198	-48.31	-13.00	35.31	Pass	Horizontal
10	5557.8000	150	245	-51.21	-13.00	38.21	Pass	Horizontal
11	7410.4000	150	290	-48.64	-13.00	35.64	Pass	Horizontal
12	9754.0877	150	106	-43.12	-13.00	30.12	Pass	Horizontal

Mode:	WCDMA Traffic							
Band:	II			Channel:		9263		
Remark:	/							
NO.	Freq. [MHz]	Height [cm]	Azimuth [deg]	Level [dBm]	Limit [dBm]	Margin [dB]	Result	Polarity
1	51.7323	150	23	-65.40	-13.00	52.40	Pass	Vertical
2	97.3315	150	302	-78.14	-13.00	65.14	Pass	Vertical
3	140.0200	150	153	-77.01	-13.00	64.01	Pass	Vertical
4	208.9038	150	209	-69.66	-13.00	56.66	Pass	Vertical
5	742.5105	150	181	-65.51	-13.00	52.51	Pass	Vertical
6	897.9356	150	32	-68.21	-13.00	55.21	Pass	Vertical
7	1296.6297	150	0	-48.08	-13.00	35.08	Pass	Vertical
8	3705.2000	150	92	-51.24	-13.00	38.24	Pass	Vertical
9	4650.8325	150	44	-48.33	-13.00	35.33	Pass	Vertical
10	5557.8000	150	154	-51.55	-13.00	38.55	Pass	Vertical
11	7410.4000	150	15	-48.84	-13.00	35.84	Pass	Vertical
12	9184.8092	150	338	-43.78	-13.00	30.78	Pass	Vertical

Mode:	WCDMA Traffic							
Band:	II			Channel:		9400		
Remark:	/							
NO.	Freq. [MHz]	Height [cm]	Azimuth [deg]	Level [dBm]	Limit [dBm]	Margin [dB]	Result	Polarity
1	49.9860	150	51	-78.92	-13.00	65.92	Pass	Horizontal
2	95.0030	150	173	-80.58	-13.00	67.58	Pass	Horizontal
3	140.0200	150	24	-80.28	-13.00	67.28	Pass	Horizontal
4	208.9038	150	42	-80.23	-13.00	67.23	Pass	Horizontal
5	742.5105	150	322	-68.89	-13.00	55.89	Pass	Horizontal
6	905.1150	150	265	-64.98	-13.00	51.98	Pass	Horizontal
7	1260.8261	150	154	-48.39	-13.00	35.39	Pass	Horizontal
8	2713.5714	150	237	-45.33	-13.00	32.33	Pass	Horizontal
9	3760.0000	150	322	-50.78	-13.00	37.78	Pass	Horizontal
10	5640.0000	150	277	-50.40	-13.00	37.40	Pass	Horizontal
11	7520.0000	150	137	-48.41	-13.00	35.41	Pass	Horizontal
12	9188.5594	150	30	-43.58	-13.00	30.58	Pass	Horizontal

Mode:	WCDMA Traffic							
Band:	II			Channel:		9400		
Remark:	/							
NO.	Freq. [MHz]	Height [cm]	Azimuth [deg]	Level [dBm]	Limit [dBm]	Margin [dB]	Result	Polarity
1	51.5383	150	182	-64.05	-13.00	51.05	Pass	Vertical
2	122.9446	150	163	-72.50	-13.00	59.50	Pass	Vertical
3	140.0200	150	98	-77.22	-13.00	64.22	Pass	Vertical
4	208.9038	150	126	-70.14	-13.00	57.14	Pass	Vertical
5	600.0860	150	107	-75.31	-13.00	62.31	Pass	Vertical
6	742.5105	150	359	-63.70	-13.00	50.70	Pass	Vertical
7	1265.0265	150	163	-48.25	-13.00	35.25	Pass	Vertical
8	2977.3977	150	228	-44.50	-13.00	31.50	Pass	Vertical
9	3760.0000	150	291	-50.29	-13.00	37.29	Pass	Vertical
10	5640.0000	150	106	-50.99	-13.00	37.99	Pass	Vertical
11	6470.4235	150	106	-47.20	-13.00	34.20	Pass	Vertical
12	7520.0000	150	276	-48.03	-13.00	35.03	Pass	Vertical

Mode:	WCDMA Traffic							
Band:	II			Channel:		9537		
Remark:	/							
NO.	Freq. [MHz]	Height [cm]	Azimuth [deg]	Level [dBm]	Limit [dBm]	Margin [dB]	Result	Polarity
1	49.5979	150	247	-80.32	-13.00	67.32	Pass	Horizontal
2	140.0200	150	14	-79.97	-13.00	66.97	Pass	Horizontal
3	208.9038	150	88	-78.73	-13.00	65.73	Pass	Horizontal
4	360.0600	150	135	-78.74	-13.00	65.74	Pass	Horizontal
5	687.5975	150	219	-73.64	-13.00	60.64	Pass	Horizontal
6	742.5105	150	237	-69.06	-13.00	56.06	Pass	Horizontal
7	1309.8310	150	108	-47.82	-13.00	34.82	Pass	Horizontal
8	2963.3963	150	284	-45.44	-13.00	32.44	Pass	Horizontal
9	3814.8000	150	16	-50.19	-13.00	37.19	Pass	Horizontal
10	5722.2000	150	16	-51.32	-13.00	38.32	Pass	Horizontal
11	7629.6000	150	260	-47.77	-13.00	34.77	Pass	Horizontal
12	9761.5881	150	153	-43.59	-13.00	30.59	Pass	Horizontal

Mode:	WCDMA Traffic							
Band:	II			Channel:		9537		
Remark:	/							
NO.	Freq. [MHz]	Height [cm]	Azimuth [deg]	Level [dBm]	Limit [dBm]	Margin [dB]	Result	Polarity
1	52.7025	150	89	-65.20	-13.00	52.20	Pass	Vertical
2	99.2719	150	62	-75.47	-13.00	62.47	Pass	Vertical
3	140.0200	150	322	-75.85	-13.00	62.85	Pass	Vertical
4	208.9038	150	266	-70.09	-13.00	57.09	Pass	Vertical
5	411.4803	150	266	-77.61	-13.00	64.61	Pass	Vertical
6	742.5105	150	322	-64.49	-13.00	51.49	Pass	Vertical
7	1277.4277	150	256	-48.65	-13.00	35.65	Pass	Vertical
8	2988.7989	150	237	-44.95	-13.00	31.95	Pass	Vertical
9	3814.8000	150	352	-50.60	-13.00	37.60	Pass	Vertical
10	5143.6072	150	338	-47.93	-13.00	34.93	Pass	Vertical
11	5722.2000	150	61	-51.58	-13.00	38.58	Pass	Vertical
12	7629.6000	150	229	-47.68	-13.00	34.68	Pass	Vertical

Mode:	HSDPA Traffic							
Band:	II			Channel:		9263		
Remark:	/							
NO.	Freq. [MHz]	Height [cm]	Azimuth [deg]	Level [dBm]	Limit [dBm]	Margin [dB]	Result	Polarity
1	49.4039	150	88	-78.49	-13.00	65.49	Pass	Horizontal
2	140.0200	150	202	-79.96	-13.00	66.96	Pass	Horizontal
3	208.9038	150	0	-79.13	-13.00	66.13	Pass	Horizontal
4	360.0600	150	0	-78.58	-13.00	65.58	Pass	Horizontal
5	742.5105	150	110	-69.17	-13.00	56.17	Pass	Horizontal
6	902.3985	150	24	-71.46	-13.00	58.46	Pass	Horizontal
7	2743.3743	150	212	-45.19	-13.00	32.19	Pass	Horizontal
8	3705.2000	150	184	-51.30	-13.00	38.30	Pass	Horizontal
9	4947.0974	150	352	-48.08	-13.00	35.08	Pass	Horizontal
10	5557.8000	150	40	-51.22	-13.00	38.22	Pass	Horizontal
11	7410.4000	150	203	-47.75	-13.00	34.75	Pass	Horizontal
12	9755.5878	150	133	-43.91	-13.00	30.91	Pass	Horizontal

Mode:	HSDPA Traffic							
Band:	II			Channel:		9263		
Remark:	/							
NO.	Freq. [MHz]	Height [cm]	Azimuth [deg]	Level [dBm]	Limit [dBm]	Margin [dB]	Result	Polarity
1	49.9860	150	43	-64.20	-13.00	51.20	Pass	Vertical
2	95.1970	150	136	-77.84	-13.00	64.84	Pass	Vertical
3	140.0200	150	95	-75.32	-13.00	62.32	Pass	Vertical
4	208.9038	150	188	-69.81	-13.00	56.81	Pass	Vertical
5	411.4803	150	313	-76.12	-13.00	63.12	Pass	Vertical
6	742.5105	150	336	-67.44	-13.00	54.44	Pass	Vertical
7	2442.3442	150	209	-45.70	-13.00	32.70	Pass	Vertical
8	3705.2000	150	323	-51.12	-13.00	38.12	Pass	Vertical
9	5557.8000	150	90	-50.74	-13.00	37.74	Pass	Vertical
10	6387.1694	150	90	-47.69	-13.00	34.69	Pass	Vertical
11	7410.4000	150	123	-49.38	-13.00	36.38	Pass	Vertical
12	9082.0541	150	40	-44.09	-13.00	31.09	Pass	Vertical

Mode:	HSDPA Traffic							
Band:	II			Channel:		9400		
Remark:	/							
NO.	Freq. [MHz]	Height [cm]	Azimuth [deg]	Level [dBm]	Limit [dBm]	Margin [dB]	Result	Polarity
1	98.3017	150	283	-80.25	-13.00	67.25	Pass	Horizontal
2	140.0200	150	310	-79.19	-13.00	66.19	Pass	Horizontal
3	208.9038	150	120	-79.89	-13.00	66.89	Pass	Horizontal
4	360.0600	150	283	-78.80	-13.00	65.80	Pass	Horizontal
5	625.1170	150	333	-73.10	-13.00	60.10	Pass	Horizontal
6	742.5105	150	51	-69.66	-13.00	56.66	Pass	Horizontal
7	1292.2292	150	106	-48.33	-13.00	35.33	Pass	Horizontal
8	2812.7813	150	106	-45.12	-13.00	32.12	Pass	Horizontal
9	3760.0000	150	33	-50.25	-13.00	37.25	Pass	Horizontal
10	5640.0000	150	314	-51.20	-13.00	38.20	Pass	Horizontal
11	6417.9209	150	117	-47.47	-13.00	34.47	Pass	Horizontal
12	7520.0000	150	360	-46.95	-13.00	33.95	Pass	Horizontal

Mode:	HSDPA Traffic							
Band:	II			Channel:		9400		
Remark:	/							
NO.	Freq. [MHz]	Height [cm]	Azimuth [deg]	Level [dBm]	Limit [dBm]	Margin [dB]	Result	Polarity
1	50.7622	150	257	-65.80	-13.00	52.80	Pass	Vertical
2	95.1970	150	288	-77.96	-13.00	64.96	Pass	Vertical
3	140.0200	150	66	-77.19	-13.00	64.19	Pass	Vertical
4	208.9038	150	279	-69.89	-13.00	56.89	Pass	Vertical
5	742.5105	150	166	-66.34	-13.00	53.34	Pass	Vertical
6	890.9502	150	54	-69.12	-13.00	56.12	Pass	Vertical
7	2857.3857	150	316	-45.15	-13.00	32.15	Pass	Vertical
8	3760.0000	150	181	-50.90	-13.00	37.90	Pass	Vertical
9	5640.0000	150	72	-51.40	-13.00	38.40	Pass	Vertical
10	6366.9183	150	130	-47.18	-13.00	34.18	Pass	Vertical
11	7520.0000	150	216	-48.01	-13.00	35.01	Pass	Vertical
12	9116.5558	150	147	-44.06	-13.00	31.06	Pass	Vertical

Mode:	HSDPA Traffic							
Band:	II			Channel:		9537		
Remark:	/							
NO.	Freq. [MHz]	Height [cm]	Azimuth [deg]	Level [dBm]	Limit [dBm]	Margin [dB]	Result	Polarity
1	49.5979	150	161	-80.13	-13.00	67.13	Pass	Horizontal
2	140.0200	150	161	-79.97	-13.00	66.97	Pass	Horizontal
3	208.9038	150	52	-79.76	-13.00	66.76	Pass	Horizontal
4	271.7724	150	268	-79.89	-13.00	66.89	Pass	Horizontal
5	687.5975	150	4	-73.94	-13.00	60.94	Pass	Horizontal
6	742.5105	150	215	-68.42	-13.00	55.42	Pass	Horizontal
7	1310.2310	150	359	-48.06	-13.00	35.06	Pass	Horizontal
8	3814.8000	150	120	-49.78	-13.00	36.78	Pass	Horizontal
9	4696.5848	150	171	-47.89	-13.00	34.89	Pass	Horizontal
10	5722.2000	150	266	-51.19	-13.00	38.19	Pass	Horizontal
11	7629.6000	150	171	-47.31	-13.00	34.31	Pass	Horizontal
12	9759.3380	150	16	-44.15	-13.00	31.15	Pass	Horizontal

Mode:	HSDPA Traffic							
Band:	II			Channel:		9537		
Remark:	/							
NO.	Freq. [MHz]	Height [cm]	Azimuth [deg]	Level [dBm]	Limit [dBm]	Margin [dB]	Result	Polarity
1	52.8966	150	97	-65.81	-13.00	52.81	Pass	Vertical
2	140.0200	150	48	-77.33	-13.00	64.33	Pass	Vertical
3	208.9038	150	145	-69.72	-13.00	56.72	Pass	Vertical
4	411.4803	150	360	-76.31	-13.00	63.31	Pass	Vertical
5	687.5975	150	346	-70.16	-13.00	57.16	Pass	Vertical
6	742.5105	150	27	-64.16	-13.00	51.16	Pass	Vertical
7	1327.2327	150	304	-48.13	-13.00	35.13	Pass	Vertical
8	3814.8000	150	272	-51.24	-13.00	38.24	Pass	Vertical
9	4398.8199	150	12	-48.25	-13.00	35.25	Pass	Vertical
10	5722.2000	150	325	-51.66	-13.00	38.66	Pass	Vertical
11	7629.6000	150	44	-48.33	-13.00	35.33	Pass	Vertical
12	9115.8058	150	325	-44.34	-13.00	31.34	Pass	Vertical

Mode:	HSUPA Traffic							
Band:	II			Channel:		9263		
Remark:	/							
NO.	Freq. [MHz]	Height [cm]	Azimuth [deg]	Level [dBm]	Limit [dBm]	Margin [dB]	Result	Polarity
1	49.9860	150	263	-80.04	-13.00	67.04	Pass	Horizontal
2	140.0200	150	250	-79.78	-13.00	66.78	Pass	Horizontal
3	208.9038	150	127	-79.30	-13.00	66.30	Pass	Horizontal
4	440.0040	150	60	-78.77	-13.00	65.77	Pass	Horizontal
5	687.5975	150	314	-73.77	-13.00	60.77	Pass	Horizontal
6	742.5105	150	304	-72.10	-13.00	59.10	Pass	Horizontal
7	2730.9731	150	38	-45.03	-13.00	32.03	Pass	Horizontal
8	3705.2000	150	29	-51.06	-13.00	38.06	Pass	Horizontal
9	5557.8000	150	29	-51.03	-13.00	38.03	Pass	Horizontal
10	6422.4211	150	29	-46.66	-13.00	33.66	Pass	Horizontal
11	7410.4000	150	13	-48.99	-13.00	35.99	Pass	Horizontal
12	9241.8121	150	29	-43.64	-13.00	30.64	Pass	Horizontal

Mode:	HSUPA Traffic							
Band:	II			Channel:		9263		
Remark:	/							
NO.	Freq. [MHz]	Height [cm]	Azimuth [deg]	Level [dBm]	Limit [dBm]	Margin [dB]	Result	Polarity
1	51.3443	150	175	-65.60	-13.00	52.60	Pass	Vertical
2	71.9124	150	77	-76.30	-13.00	63.30	Pass	Vertical
3	140.0200	150	20	-76.59	-13.00	63.59	Pass	Vertical
4	208.9038	150	28	-69.94	-13.00	56.94	Pass	Vertical
5	411.4803	150	5	-76.50	-13.00	63.50	Pass	Vertical
6	742.5105	150	323	-65.77	-13.00	52.77	Pass	Vertical
7	2412.3412	150	352	-45.46	-13.00	32.46	Pass	Vertical
8	3705.2000	150	241	-50.84	-13.00	37.84	Pass	Vertical
9	4512.8256	150	32	-48.00	-13.00	35.00	Pass	Vertical
10	5557.8000	150	0	-50.52	-13.00	37.52	Pass	Vertical
11	7410.4000	150	0	-49.22	-13.00	36.22	Pass	Vertical
12	9097.0549	150	329	-43.86	-13.00	30.86	Pass	Vertical

Mode:	HSUPA Traffic							
Band:	II			Channel:		9400		
Remark:	/							
NO.	Freq. [MHz]	Height [cm]	Azimuth [deg]	Level [dBm]	Limit [dBm]	Margin [dB]	Result	Polarity
1	49.7920	150	262	-79.40	-13.00	66.40	Pass	Horizontal
2	113.0486	150	165	-80.00	-13.00	67.00	Pass	Horizontal
3	208.9038	150	61	-79.40	-13.00	66.40	Pass	Horizontal
4	440.0040	150	12	-77.23	-13.00	64.23	Pass	Horizontal
5	625.1170	150	304	-74.26	-13.00	61.26	Pass	Horizontal
6	742.5105	150	326	-66.57	-13.00	53.57	Pass	Horizontal
7	1356.8357	150	38	-48.45	-13.00	35.45	Pass	Horizontal
8	3597.7799	150	148	-46.25	-13.00	33.25	Pass	Horizontal
9	3760.0000	150	354	-50.82	-13.00	37.82	Pass	Horizontal
10	5640.0000	150	0	-50.71	-13.00	37.71	Pass	Horizontal
11	6367.6684	150	148	-46.76	-13.00	33.76	Pass	Horizontal
12	7520.0000	150	100	-48.21	-13.00	35.21	Pass	Horizontal

Mode:	HSUPA Traffic							
Band:	II			Channel:		9400		
Remark:	/							
NO.	Freq. [MHz]	Height [cm]	Azimuth [deg]	Level [dBm]	Limit [dBm]	Margin [dB]	Result	Polarity
1	52.5085	150	1	-65.52	-13.00	52.52	Pass	Vertical
2	140.0200	150	358	-76.82	-13.00	63.82	Pass	Vertical
3	208.9038	150	111	-69.97	-13.00	56.97	Pass	Vertical
4	411.4803	150	245	-76.23	-13.00	63.23	Pass	Vertical
5	742.7045	150	275	-69.23	-13.00	56.23	Pass	Vertical
6	890.9502	150	245	-68.80	-13.00	55.80	Pass	Vertical
7	1277.4277	150	286	-48.72	-13.00	35.72	Pass	Vertical
8	2998.7999	150	189	-44.29	-13.00	31.29	Pass	Vertical
9	3760.0000	150	22	-51.68	-13.00	38.68	Pass	Vertical
10	5640.0000	150	189	-51.55	-13.00	38.55	Pass	Vertical
11	7520.0000	150	256	-48.11	-13.00	35.11	Pass	Vertical
12	9710.5855	150	87	-42.77	-13.00	29.77	Pass	Vertical

Mode:	HSUPA Traffic							
Band:	II			Channel:		9537		
Remark:	/							
NO.	Freq. [MHz]	Height [cm]	Azimuth [deg]	Level [dBm]	Limit [dBm]	Margin [dB]	Result	Polarity
1	49.9860	150	130	-79.61	-13.00	66.61	Pass	Horizontal
2	140.0200	150	341	-80.10	-13.00	67.10	Pass	Horizontal
3	208.9038	150	39	-79.66	-13.00	66.66	Pass	Horizontal
4	687.5975	150	39	-73.94	-13.00	60.94	Pass	Horizontal
5	742.5105	150	360	-70.34	-13.00	57.34	Pass	Horizontal
6	897.7415	150	15	-67.96	-13.00	54.96	Pass	Horizontal
7	2703.9704	150	226	-45.47	-13.00	32.47	Pass	Horizontal
8	3814.8000	150	7	-50.49	-13.00	37.49	Pass	Horizontal
9	4566.0783	150	213	-48.30	-13.00	35.30	Pass	Horizontal
10	5722.2000	150	213	-51.48	-13.00	38.48	Pass	Horizontal
11	7629.6000	150	88	-47.74	-13.00	34.74	Pass	Horizontal
12	9666.3333	150	147	-44.38	-13.00	31.38	Pass	Horizontal

Mode:	HSUPA Traffic							
Band:	II			Channel:		9537		
Remark:	/							
NO.	Freq. [MHz]	Height [cm]	Azimuth [deg]	Level [dBm]	Limit [dBm]	Margin [dB]	Result	Polarity
1	52.7025	150	82	-65.59	-13.00	52.59	Pass	Vertical
2	94.4209	150	180	-79.04	-13.00	66.04	Pass	Vertical
3	140.0200	150	22	-76.29	-13.00	63.29	Pass	Vertical
4	208.9038	150	360	-70.03	-13.00	57.03	Pass	Vertical
5	411.4803	150	53	-76.82	-13.00	63.82	Pass	Vertical
6	742.5105	150	94	-66.83	-13.00	53.83	Pass	Vertical
7	2634.7635	150	316	-45.60	-13.00	32.60	Pass	Vertical
8	3814.8000	150	212	-50.50	-13.00	37.50	Pass	Vertical
9	5052.1026	150	354	-46.94	-13.00	33.94	Pass	Vertical
10	5722.2000	150	37	-51.35	-13.00	38.35	Pass	Vertical
11	7629.6000	150	98	-49.09	-13.00	36.09	Pass	Vertical
12	10381.1191	150	212	-44.82	-13.00	31.82	Pass	Vertical

Mode:	WCDMA Traffic							
Band:	IV			Channel:		1313		
Remark:	/							
NO.	Freq. [MHz]	Height [cm]	Azimuth [deg]	Level [dBm]	Limit [dBm]	Margin [dB]	Result	Polarity
1	96.9434	150	321	-80.57	-13.00	67.57	Pass	Horizontal
2	140.0200	150	61	-80.46	-13.00	67.46	Pass	Horizontal
3	208.9038	150	36	-80.66	-13.00	67.66	Pass	Horizontal
4	360.0600	150	117	-78.49	-13.00	65.49	Pass	Horizontal
5	687.5975	150	269	-72.60	-13.00	59.60	Pass	Horizontal
6	742.5105	150	36	-67.28	-13.00	54.28	Pass	Horizontal
7	1324.0324	150	103	-47.92	-13.00	34.92	Pass	Horizontal
8	2731.7732	150	75	-45.48	-13.00	32.48	Pass	Horizontal
9	3425.2000	150	334	-50.03	-13.00	37.03	Pass	Horizontal
10	5137.8000	150	159	-49.87	-13.00	36.87	Pass	Horizontal
11	6850.4000	150	135	-50.20	-13.00	37.20	Pass	Horizontal
12	9702.3351	150	313	-44.55	-13.00	31.55	Pass	Horizontal

Mode:	WCDMA Traffic							
Band:	IV			Channel:		1313		
Remark:	/							
NO.	Freq. [MHz]	Height [cm]	Azimuth [deg]	Level [dBm]	Limit [dBm]	Margin [dB]	Result	Polarity
1	50.5681	150	321	-64.85	-13.00	51.85	Pass	Vertical
2	95.0030	150	240	-78.47	-13.00	65.47	Pass	Vertical
3	140.0200	150	268	-76.56	-13.00	63.56	Pass	Vertical
4	208.9038	150	156	-70.32	-13.00	57.32	Pass	Vertical
5	411.4803	150	111	-77.50	-13.00	64.50	Pass	Vertical
6	742.5105	150	214	-66.53	-13.00	53.53	Pass	Vertical
7	2703.9704	150	293	-45.36	-13.00	32.36	Pass	Vertical
8	3425.2000	150	136	-49.81	-13.00	36.81	Pass	Vertical
9	5137.8000	150	231	-51.37	-13.00	38.37	Pass	Vertical
10	5706.8853	150	340	-48.74	-13.00	35.74	Pass	Vertical
11	6850.4000	150	14	-50.83	-13.00	37.83	Pass	Vertical
12	8386.7693	150	159	-44.42	-13.00	31.42	Pass	Vertical

Mode:	WCDMA Traffic							
Band:	IV			Channel:		1450		
Remark:	/							
NO.	Freq. [MHz]	Height [cm]	Azimuth [deg]	Level [dBm]	Limit [dBm]	Margin [dB]	Result	Polarity
1	96.9434	150	199	-80.90	-13.00	67.90	Pass	Horizontal
2	140.0200	150	118	-79.94	-13.00	66.94	Pass	Horizontal
3	208.9038	150	44	-79.64	-13.00	66.64	Pass	Horizontal
4	360.0600	150	15	-78.41	-13.00	65.41	Pass	Horizontal
5	625.1170	150	139	-73.30	-13.00	60.30	Pass	Horizontal
6	742.5105	150	199	-71.59	-13.00	58.59	Pass	Horizontal
7	2638.5639	150	199	-44.73	-13.00	31.73	Pass	Horizontal
8	3760.0000	150	297	-50.71	-13.00	37.71	Pass	Horizontal
9	5064.8532	150	341	-47.58	-13.00	34.58	Pass	Horizontal
10	5640.0000	150	248	-51.55	-13.00	38.55	Pass	Horizontal
11	7520.0000	150	271	-47.69	-13.00	34.69	Pass	Horizontal
12	9696.3348	150	184	-43.38	-13.00	30.38	Pass	Horizontal

Mode:	WCDMA Traffic							
Band:	IV			Channel:		1450		
Remark:	/							
NO.	Freq. [MHz]	Height [cm]	Azimuth [deg]	Level [dBm]	Limit [dBm]	Margin [dB]	Result	Polarity
1	52.1204	150	8	-66.13	-13.00	53.13	Pass	Vertical
2	71.9124	150	176	-76.88	-13.00	63.88	Pass	Vertical
3	140.0200	150	265	-75.90	-13.00	62.90	Pass	Vertical
4	208.9038	150	240	-69.87	-13.00	56.87	Pass	Vertical
5	742.5105	150	159	-65.54	-13.00	52.54	Pass	Vertical
6	890.9502	150	300	-67.47	-13.00	54.47	Pass	Vertical
7	2570.9571	150	199	-44.83	-13.00	31.83	Pass	Vertical
8	3760.0000	150	48	-50.52	-13.00	37.52	Pass	Vertical
9	4477.5739	150	69	-48.40	-13.00	35.40	Pass	Vertical
10	5640.0000	150	0	-51.13	-13.00	38.13	Pass	Vertical
11	7520.0000	150	287	-48.78	-13.00	35.78	Pass	Vertical
12	9125.5563	150	338	-43.77	-13.00	30.77	Pass	Vertical

Mode:	WCDMA Traffic							
Band:	IV			Channel:		1512		
Remark:	/							
NO.	Freq. [MHz]	Height [cm]	Azimuth [deg]	Level [dBm]	Limit [dBm]	Margin [dB]	Result	Polarity
1	101.6003	150	270	-79.67	-13.00	66.67	Pass	Horizontal
2	140.0200	150	359	-80.88	-13.00	67.88	Pass	Horizontal
3	208.9038	150	184	-79.11	-13.00	66.11	Pass	Horizontal
4	360.0600	150	331	-78.45	-13.00	65.45	Pass	Horizontal
5	687.5975	150	359	-74.16	-13.00	61.16	Pass	Horizontal
6	742.5105	150	92	-70.94	-13.00	57.94	Pass	Horizontal
7	1270.4270	150	31	-48.23	-13.00	35.23	Pass	Horizontal
8	2966.5967	150	209	-45.16	-13.00	32.16	Pass	Horizontal
9	3504.8000	150	88	-48.64	-13.00	35.64	Pass	Horizontal
10	5257.2000	150	270	-51.49	-13.00	38.49	Pass	Horizontal
11	7009.6000	150	314	-49.04	-13.00	36.04	Pass	Horizontal
12	8438.5219	150	314	-44.33	-13.00	31.33	Pass	Horizontal

Mode:	WCDMA Traffic							
Band:	IV			Channel:		1512		
Remark:	/							
NO.	Freq. [MHz]	Height [cm]	Azimuth [deg]	Level [dBm]	Limit [dBm]	Margin [dB]	Result	Polarity
1	51.3443	150	353	-65.74	-13.00	52.74	Pass	Vertical
2	99.2719	150	320	-78.35	-13.00	65.35	Pass	Vertical
3	140.0200	150	353	-76.39	-13.00	63.39	Pass	Vertical
4	208.9038	150	283	-69.95	-13.00	56.95	Pass	Vertical
5	440.0040	150	154	-77.53	-13.00	64.53	Pass	Vertical
6	742.5105	150	4	-67.18	-13.00	54.18	Pass	Vertical
7	3504.8000	150	354	-49.11	-13.00	36.11	Pass	Vertical
8	4638.0819	150	112	-48.65	-13.00	35.65	Pass	Vertical
9	5257.2000	150	238	-51.87	-13.00	38.87	Pass	Vertical
10	6381.1691	150	282	-47.64	-13.00	34.64	Pass	Vertical
11	7009.6000	150	133	-49.71	-13.00	36.71	Pass	Vertical
12	9722.5861	150	304	-44.08	-13.00	31.08	Pass	Vertical

Mode:	HSDPA Traffic							
Band:	IV			Channel:		1313		
Remark:	/							
NO.	Freq. [MHz]	Height [cm]	Azimuth [deg]	Level [dBm]	Limit [dBm]	Margin [dB]	Result	Polarity
1	49.9860	150	249	-80.32	-13.00	67.32	Pass	Horizontal
2	140.0200	150	210	-80.27	-13.00	67.27	Pass	Horizontal
3	208.9038	150	58	-79.90	-13.00	66.90	Pass	Horizontal
4	440.0040	150	10	-77.86	-13.00	64.86	Pass	Horizontal
5	687.5975	150	237	-73.35	-13.00	60.35	Pass	Horizontal
6	742.5105	150	288	-73.05	-13.00	60.05	Pass	Horizontal
7	1260.0260	150	28	-48.79	-13.00	35.79	Pass	Horizontal
8	2695.7696	150	300	-43.95	-13.00	30.95	Pass	Horizontal
9	3425.2000	150	288	-49.22	-13.00	36.22	Pass	Horizontal
10	5137.8000	150	332	-49.97	-13.00	36.97	Pass	Horizontal
11	6390.1695	150	123	-47.84	-13.00	34.84	Pass	Horizontal
12	6850.4000	150	78	-50.16	-13.00	37.16	Pass	Horizontal

Mode:	HSDPA Traffic							
Band:	IV			Channel:		1313		
Remark:	/							
NO.	Freq. [MHz]	Height [cm]	Azimuth [deg]	Level [dBm]	Limit [dBm]	Margin [dB]	Result	Polarity
1	50.5681	150	82	-65.91	-13.00	52.91	Pass	Vertical
2	140.0200	150	281	-76.13	-13.00	63.13	Pass	Vertical
3	208.9038	150	346	-70.22	-13.00	57.22	Pass	Vertical
4	411.4803	150	2	-77.07	-13.00	64.07	Pass	Vertical
5	742.5105	150	306	-64.30	-13.00	51.30	Pass	Vertical
6	905.1150	150	15	-65.44	-13.00	52.44	Pass	Vertical
7	1044.8045	150	281	-48.58	-13.00	35.58	Pass	Vertical
8	1322.6323	150	222	-48.14	-13.00	35.14	Pass	Vertical
9	3425.2000	150	281	-49.75	-13.00	36.75	Pass	Vertical
10	5137.8000	150	83	-51.26	-13.00	38.26	Pass	Vertical
11	6850.4000	150	281	-50.08	-13.00	37.08	Pass	Vertical
12	8524.0262	150	202	-44.29	-13.00	31.29	Pass	Vertical

Mode:	HSDPA Traffic							
Band:	IV			Channel:		1450		
Remark:	/							
NO.	Freq. [MHz]	Height [cm]	Azimuth [deg]	Level [dBm]	Limit [dBm]	Margin [dB]	Result	Polarity
1	140.0200	150	242	-80.50	-13.00	67.50	Pass	Horizontal
2	208.9038	150	74	-79.92	-13.00	66.92	Pass	Horizontal
3	440.0040	150	86	-78.71	-13.00	65.71	Pass	Horizontal
4	600.0860	150	115	-75.13	-13.00	62.13	Pass	Horizontal
5	687.5975	150	242	-73.51	-13.00	60.51	Pass	Horizontal
6	742.5105	150	328	-69.90	-13.00	56.90	Pass	Horizontal
7	2446.9447	150	353	-44.90	-13.00	31.90	Pass	Horizontal
8	3760.0000	150	49	-51.29	-13.00	38.29	Pass	Horizontal
9	4926.0963	150	119	-48.17	-13.00	35.17	Pass	Horizontal
10	5640.0000	150	77	-50.58	-13.00	37.58	Pass	Horizontal
11	7520.0000	150	102	-46.92	-13.00	33.92	Pass	Horizontal
12	9727.8364	150	205	-43.78	-13.00	30.78	Pass	Horizontal

Mode:	HSDPA Traffic							
Band:	IV			Channel:		1450		
Remark:	/							
NO.	Freq. [MHz]	Height [cm]	Azimuth [deg]	Level [dBm]	Limit [dBm]	Margin [dB]	Result	Polarity
1	49.7920	150	45	-64.95	-13.00	51.95	Pass	Vertical
2	94.8090	150	255	-77.41	-13.00	64.41	Pass	Vertical
3	140.0200	150	326	-77.02	-13.00	64.02	Pass	Vertical
4	208.9038	150	208	-69.88	-13.00	56.88	Pass	Vertical
5	742.5105	150	119	-64.80	-13.00	51.80	Pass	Vertical
6	890.3681	150	33	-65.04	-13.00	52.04	Pass	Vertical
7	1337.6338	150	229	-48.43	-13.00	35.43	Pass	Vertical
8	2999.8000	150	45	-45.32	-13.00	32.32	Pass	Vertical
9	3760.0000	150	212	-50.84	-13.00	37.84	Pass	Vertical
10	4572.8286	150	134	-47.51	-13.00	34.51	Pass	Vertical
11	5640.0000	150	178	-51.17	-13.00	38.17	Pass	Vertical
12	7520.0000	150	307	-47.93	-13.00	34.93	Pass	Vertical

Mode:	HSDPA Traffic							
Band:	IV			Channel:		1512		
Remark:	/							
NO.	Freq. [MHz]	Height [cm]	Azimuth [deg]	Level [dBm]	Limit [dBm]	Margin [dB]	Result	Polarity
1	119.4519	150	357	-80.06	-13.00	67.06	Pass	Horizontal
2	140.0200	150	147	-80.39	-13.00	67.39	Pass	Horizontal
3	208.9038	150	57	-79.49	-13.00	66.49	Pass	Horizontal
4	440.0040	150	357	-76.86	-13.00	63.86	Pass	Horizontal
5	625.1170	150	253	-74.36	-13.00	61.36	Pass	Horizontal
6	742.5105	150	147	-68.36	-13.00	55.36	Pass	Horizontal
7	1258.2258	150	192	-49.52	-13.00	36.52	Pass	Horizontal
8	3504.8000	150	249	-49.91	-13.00	36.91	Pass	Horizontal
9	5087.3544	150	358	-47.99	-13.00	34.99	Pass	Horizontal
10	5257.2000	150	10	-52.24	-13.00	39.24	Pass	Horizontal
11	7009.6000	150	109	-48.85	-13.00	35.85	Pass	Horizontal
12	9082.8041	150	358	-44.02	-13.00	31.02	Pass	Horizontal

Mode:	HSDPA Traffic							
Band:	IV			Channel:		1512		
Remark:	/							
NO.	Freq. [MHz]	Height [cm]	Azimuth [deg]	Level [dBm]	Limit [dBm]	Margin [dB]	Result	Polarity
1	51.7323	150	360	-65.96	-13.00	52.96	Pass	Vertical
2	140.0200	150	52	-75.54	-13.00	62.54	Pass	Vertical
3	208.9038	150	342	-70.66	-13.00	57.66	Pass	Vertical
4	290.0120	150	360	-79.23	-13.00	66.23	Pass	Vertical
5	742.5105	150	360	-66.29	-13.00	53.29	Pass	Vertical
6	892.3085	150	196	-68.25	-13.00	55.25	Pass	Vertical
7	2994.7995	150	360	-44.93	-13.00	31.93	Pass	Vertical
8	3504.8000	150	82	-49.98	-13.00	36.98	Pass	Vertical
9	5169.8585	150	0	-48.49	-13.00	35.49	Pass	Vertical
10	5257.2000	150	103	-51.35	-13.00	38.35	Pass	Vertical
11	7009.6000	150	0	-49.66	-13.00	36.66	Pass	Vertical
12	8124.2562	150	55	-44.39	-13.00	31.39	Pass	Vertical

Mode:	HSUPA Traffic							
Band:	IV			Channel:		1313		
Remark:	/							
NO.	Freq. [MHz]	Height [cm]	Azimuth [deg]	Level [dBm]	Limit [dBm]	Margin [dB]	Result	Polarity
1	92.2865	150	212	-80.50	-13.00	67.50	Pass	Horizontal
2	140.0200	150	146	-80.32	-13.00	67.32	Pass	Horizontal
3	208.9038	150	86	-79.96	-13.00	66.96	Pass	Horizontal
4	687.5975	150	43	-72.48	-13.00	59.48	Pass	Horizontal
5	742.5105	150	131	-68.40	-13.00	55.40	Pass	Horizontal
6	892.5025	150	17	-69.47	-13.00	56.47	Pass	Horizontal
7	2666.7667	150	352	-45.44	-13.00	32.44	Pass	Horizontal
8	3425.2000	150	19	-49.80	-13.00	36.80	Pass	Horizontal
9	5137.8000	150	102	-50.29	-13.00	37.29	Pass	Horizontal
10	6498.9249	150	102	-47.62	-13.00	34.62	Pass	Horizontal
11	6850.4000	150	296	-49.80	-13.00	36.80	Pass	Horizontal
12	9716.5858	150	51	-43.87	-13.00	30.87	Pass	Horizontal

Mode:	HSUPA Traffic							
Band:	IV			Channel:		1313		
Remark:	/							
NO.	Freq. [MHz]	Height [cm]	Azimuth [deg]	Level [dBm]	Limit [dBm]	Margin [dB]	Result	Polarity
1	51.5383	150	359	-64.90	-13.00	51.90	Pass	Vertical
2	140.0200	150	307	-77.12	-13.00	64.12	Pass	Vertical
3	208.9038	150	203	-70.55	-13.00	57.55	Pass	Vertical
4	411.4803	150	279	-77.92	-13.00	64.92	Pass	Vertical
5	742.5105	150	307	-67.03	-13.00	54.03	Pass	Vertical
6	890.3681	150	75	-67.74	-13.00	54.74	Pass	Vertical
7	2735.7736	150	319	-45.42	-13.00	32.42	Pass	Vertical
8	3425.2000	150	4	-49.82	-13.00	36.82	Pass	Vertical
9	5137.8000	150	335	-49.78	-13.00	36.78	Pass	Vertical
10	6465.9233	150	4	-47.99	-13.00	34.99	Pass	Vertical
11	6850.4000	150	29	-50.61	-13.00	37.61	Pass	Vertical
12	8947.7974	150	288	-44.00	-13.00	31.00	Pass	Vertical

Mode:	HSUPA Traffic							
Band:	IV			Channel:		1450		
Remark:	/							
NO.	Freq. [MHz]	Height [cm]	Azimuth [deg]	Level [dBm]	Limit [dBm]	Margin [dB]	Result	Polarity
1	64.3449	150	63	-81.14	-13.00	68.14	Pass	Horizontal
2	124.4969	150	90	-80.68	-13.00	67.68	Pass	Horizontal
3	440.0040	150	100	-77.55	-13.00	64.55	Pass	Horizontal
4	625.1170	150	332	-74.26	-13.00	61.26	Pass	Horizontal
5	742.5105	150	276	-63.39	-13.00	50.39	Pass	Horizontal
6	879.6959	150	212	-71.98	-13.00	58.98	Pass	Horizontal
7	1368.0368	150	202	-47.91	-13.00	34.91	Pass	Horizontal
8	2959.3959	150	53	-45.00	-13.00	32.00	Pass	Horizontal
9	3760.0000	150	122	-49.93	-13.00	36.93	Pass	Horizontal
10	5640.0000	150	30	-51.05	-13.00	38.05	Pass	Horizontal
11	7520.0000	150	338	-46.78	-13.00	33.78	Pass	Horizontal
12	9708.3354	150	122	-40.86	-13.00	27.86	Pass	Horizontal

Mode:	HSUPA Traffic							
Band:	IV			Channel:		1450		
Remark:	/							
NO.	Freq. [MHz]	Height [cm]	Azimuth [deg]	Level [dBm]	Limit [dBm]	Margin [dB]	Result	Polarity
1	50.7622	150	144	-66.86	-13.00	53.86	Pass	Vertical
2	140.0200	150	116	-76.97	-13.00	63.97	Pass	Vertical
3	208.9038	150	247	-72.40	-13.00	59.40	Pass	Vertical
4	687.5975	150	237	-69.97	-13.00	56.97	Pass	Vertical
5	742.5105	150	88	-62.00	-13.00	49.00	Pass	Vertical
6	890.9502	150	125	-66.43	-13.00	53.43	Pass	Vertical
7	1367.8368	150	135	-48.19	-13.00	35.19	Pass	Vertical
8	3760.0000	150	122	-49.33	-13.00	36.33	Pass	Vertical
9	5135.3568	150	153	-47.75	-13.00	34.75	Pass	Vertical
10	5640.0000	150	291	-49.83	-13.00	36.83	Pass	Vertical
11	7520.0000	150	276	-47.48	-13.00	34.48	Pass	Vertical
12	9729.3365	150	352	-41.23	-13.00	28.23	Pass	Vertical

Mode:	HSUPA Traffic							
Band:	IV			Channel:		1512		
Remark:	/							
NO.	Freq. [MHz]	Height [cm]	Azimuth [deg]	Level [dBm]	Limit [dBm]	Margin [dB]	Result	Polarity
1	56.9714	150	172	-80.53	-13.00	67.53	Pass	Horizontal
2	119.4519	150	359	-79.53	-13.00	66.53	Pass	Horizontal
3	208.9038	150	41	-79.41	-13.00	66.41	Pass	Horizontal
4	440.0040	150	12	-75.85	-13.00	62.85	Pass	Horizontal
5	742.5105	150	331	-63.90	-13.00	50.90	Pass	Horizontal
6	890.9502	150	237	-70.75	-13.00	57.75	Pass	Horizontal
7	2868.1868	150	3	-45.30	-13.00	32.30	Pass	Horizontal
8	3504.8000	150	138	-49.66	-13.00	36.66	Pass	Horizontal
9	5257.2000	150	76	-51.10	-13.00	38.10	Pass	Horizontal
10	7009.6000	150	327	-48.59	-13.00	35.59	Pass	Horizontal
11	7680.2340	150	107	-43.48	-13.00	30.48	Pass	Horizontal
12	9708.3354	150	218	-41.42	-13.00	28.42	Pass	Horizontal

Mode:	HSUPA Traffic							
Band:	IV			Channel:		1512		
Remark:	/							
NO.	Freq. [MHz]	Height [cm]	Azimuth [deg]	Level [dBm]	Limit [dBm]	Margin [dB]	Result	Polarity
1	52.5085	150	209	-65.50	-13.00	52.50	Pass	Vertical
2	140.0200	150	293	-77.29	-13.00	64.29	Pass	Vertical
3	208.9038	150	246	-70.66	-13.00	57.66	Pass	Vertical
4	687.5975	150	152	-70.63	-13.00	57.63	Pass	Vertical
5	742.5105	150	49	-60.20	-13.00	47.20	Pass	Vertical
6	890.9502	150	172	-68.57	-13.00	55.57	Pass	Vertical
7	3192.0096	150	233	-45.68	-13.00	32.68	Pass	Vertical
8	3504.8000	150	264	-49.25	-13.00	36.25	Pass	Vertical
9	4662.0831	150	358	-47.84	-13.00	34.84	Pass	Vertical
10	5257.2000	150	187	-49.90	-13.00	36.90	Pass	Vertical
11	7009.6000	150	187	-47.69	-13.00	34.69	Pass	Vertical
12	11782.1891	150	93	-40.39	-13.00	27.39	Pass	Vertical

Mode:	WCDMA Traffic							
Band:	V			Channel:		4133		
Remark:	/							
NO.	Freq. [MHz]	Height [cm]	Azimuth [deg]	Level [dBm]	Limit [dBm]	Margin [dB]	Result	Polarity
1	103.5407	150	51	-79.79	-13.00	66.79	Pass	Horizontal
2	140.0200	150	145	-78.47	-13.00	65.47	Pass	Horizontal
3	208.9038	150	117	-80.02	-13.00	67.02	Pass	Horizontal
4	440.0040	150	284	-76.86	-13.00	63.86	Pass	Horizontal
5	600.0860	150	89	-73.22	-13.00	60.22	Pass	Horizontal
6	742.5105	150	79	-64.29	-13.00	51.29	Pass	Horizontal
7	1301.0301	150	210	-48.18	-13.00	35.18	Pass	Horizontal
8	1653.2000	150	294	-52.17	-13.00	39.17	Pass	Horizontal
9	2436.9437	150	247	-46.69	-13.00	33.69	Pass	Horizontal
10	2479.8000	150	145	-49.68	-13.00	36.68	Pass	Horizontal
11	3306.4000	150	246	-49.12	-13.00	36.12	Pass	Horizontal
12	9728.5864	150	215	-40.64	-13.00	27.64	Pass	Horizontal

Mode:	WCDMA Traffic							
Band:	V			Channel:		4133		
Remark:	/							
NO.	Freq. [MHz]	Height [cm]	Azimuth [deg]	Level [dBm]	Limit [dBm]	Margin [dB]	Result	Polarity
1	49.5979	150	88	-65.01	-13.00	52.01	Pass	Vertical
2	140.0200	150	210	-76.36	-13.00	63.36	Pass	Vertical
3	208.9038	150	248	-70.30	-13.00	57.30	Pass	Vertical
4	411.4803	150	1	-76.30	-13.00	63.30	Pass	Vertical
5	687.5975	150	349	-69.49	-13.00	56.49	Pass	Vertical
6	742.5105	150	219	-59.98	-13.00	46.98	Pass	Vertical
7	1299.8300	150	173	-48.37	-13.00	35.37	Pass	Vertical
8	1653.2000	150	98	-53.60	-13.00	40.60	Pass	Vertical
9	2479.8000	150	256	-49.41	-13.00	36.41	Pass	Vertical
10	3306.4000	150	288	-48.76	-13.00	35.76	Pass	Vertical
11	7503.2252	150	224	-44.32	-13.00	31.32	Pass	Vertical
12	9754.8377	150	319	-41.56	-13.00	28.56	Pass	Vertical

Mode:	WCDMA Traffic							
Band:	V			Channel:		4182		
Remark:	/							
NO.	Freq. [MHz]	Height [cm]	Azimuth [deg]	Level [dBm]	Limit [dBm]	Margin [dB]	Result	Polarity
1	103.7347	150	107	-78.38	-13.00	65.38	Pass	Horizontal
2	140.0200	150	42	-80.42	-13.00	67.42	Pass	Horizontal
3	208.9038	150	79	-79.71	-13.00	66.71	Pass	Horizontal
4	440.0040	150	191	-77.19	-13.00	64.19	Pass	Horizontal
5	594.0708	150	228	-73.63	-13.00	60.63	Pass	Horizontal
6	742.5105	150	349	-61.31	-13.00	48.31	Pass	Horizontal
7	1670.0000	150	162	-54.02	-13.00	41.02	Pass	Horizontal
8	2195.7196	150	42	-47.46	-13.00	34.46	Pass	Horizontal
9	2505.0000	150	33	-49.33	-13.00	36.33	Pass	Horizontal
10	3340.0000	150	229	-51.19	-13.00	38.19	Pass	Horizontal
11	7158.9579	150	276	-44.68	-13.00	31.68	Pass	Horizontal
12	9700.0850	150	215	-41.46	-13.00	28.46	Pass	Horizontal

Mode:	WCDMA Traffic							
Band:	V			Channel:		4182		
Remark:	/							
NO.	Freq. [MHz]	Height [cm]	Azimuth [deg]	Level [dBm]	Limit [dBm]	Margin [dB]	Result	Polarity
1	48.8218	150	265	-66.63	-13.00	53.63	Pass	Vertical
2	140.0200	150	302	-78.30	-13.00	65.30	Pass	Vertical
3	208.9038	150	191	-70.19	-13.00	57.19	Pass	Vertical
4	594.0708	150	349	-73.28	-13.00	60.28	Pass	Vertical
5	742.5105	150	108	-58.38	-13.00	45.38	Pass	Vertical
6	1298.2298	150	33	-48.03	-13.00	35.03	Pass	Vertical
7	1670.0000	150	340	-52.79	-13.00	39.79	Pass	Vertical
8	2505.0000	150	293	-49.68	-13.00	36.68	Pass	Vertical
9	3340.0000	150	246	-49.76	-13.00	36.76	Pass	Vertical
10	4479.0740	150	122	-47.77	-13.00	34.77	Pass	Vertical
11	9760.8380	150	260	-41.52	-13.00	28.52	Pass	Vertical

Mode:	WCDMA Traffic							
Band:	V			Channel:		4232		
Remark:	/							
NO.	Freq. [MHz]	Height [cm]	Azimuth [deg]	Level [dBm]	Limit [dBm]	Margin [dB]	Result	Polarity
1	61.4343	150	145	-80.77	-13.00	67.77	Pass	Horizontal
2	140.0200	150	0	-80.68	-13.00	67.68	Pass	Horizontal
3	208.9038	150	61	-79.83	-13.00	66.83	Pass	Horizontal
4	440.0040	150	303	-76.98	-13.00	63.98	Pass	Horizontal
5	600.0860	150	79	-73.48	-13.00	60.48	Pass	Horizontal
6	742.5105	150	247	-63.29	-13.00	50.29	Pass	Horizontal
7	1692.8000	150	228	-53.99	-13.00	40.99	Pass	Horizontal
8	2539.2000	150	322	-49.04	-13.00	36.04	Pass	Horizontal
9	2678.7679	150	349	-46.20	-13.00	33.20	Pass	Horizontal
10	3185.6000	150	106	-48.44	-13.00	35.44	Pass	Horizontal
11	6479.4240	150	321	-47.35	-13.00	34.35	Pass	Horizontal
12	9748.8374	150	260	-40.96	-13.00	27.96	Pass	Horizontal

Mode:	WCDMA Traffic							
Band:	V			Channel:		4232		
Remark:	/							
NO.	Freq. [MHz]	Height [cm]	Azimuth [deg]	Level [dBm]	Limit [dBm]	Margin [dB]	Result	Polarity
1	52.5085	150	294	-66.48	-13.00	53.48	Pass	Vertical
2	140.0200	150	42	-77.30	-13.00	64.30	Pass	Vertical
3	208.9038	150	173	-69.78	-13.00	56.78	Pass	Vertical
4	440.0040	150	0	-76.68	-13.00	63.68	Pass	Vertical
5	593.8768	150	34	-72.79	-13.00	59.79	Pass	Vertical
6	742.5105	150	237	-59.41	-13.00	46.41	Pass	Vertical
7	1692.8000	150	257	-51.91	-13.00	38.91	Pass	Vertical
8	2539.2000	150	182	-48.79	-13.00	35.79	Pass	Vertical
9	3005.2503	150	276	-46.09	-13.00	33.09	Pass	Vertical
10	3185.6000	150	322	-48.48	-13.00	35.48	Pass	Vertical
11	6396.1698	150	276	-47.34	-13.00	34.34	Pass	Vertical
12	11816.6908	150	106	-41.11	-13.00	28.11	Pass	Vertical

Mode:	HSDPA Traffic							
Band:	V			Channel:		4133		
Remark:	/							
NO.	Freq. [MHz]	Height [cm]	Azimuth [deg]	Level [dBm]	Limit [dBm]	Margin [dB]	Result	Polarity
1	52.5085	150	322	-80.01	-13.00	67.01	Pass	Horizontal
2	140.0200	150	359	-81.77	-13.00	68.77	Pass	Horizontal
3	208.9038	150	51	-79.72	-13.00	66.72	Pass	Horizontal
4	440.0040	150	331	-76.37	-13.00	63.37	Pass	Horizontal
5	593.8768	150	42	-73.73	-13.00	60.73	Pass	Horizontal
6	742.5105	150	210	-64.79	-13.00	51.79	Pass	Horizontal
7	1653.2000	150	256	-53.24	-13.00	40.24	Pass	Horizontal
8	2416.1416	150	228	-47.16	-13.00	34.16	Pass	Horizontal
9	2479.8000	150	125	-50.73	-13.00	37.73	Pass	Horizontal
10	3306.4000	150	136	-50.08	-13.00	37.08	Pass	Horizontal
11	7679.4840	150	30	-44.40	-13.00	31.40	Pass	Horizontal
12	9703.0852	150	229	-41.24	-13.00	28.24	Pass	Horizontal

Mode:	HSDPA Traffic							
Band:	V			Channel:		4133		
Remark:	/							
NO.	Freq. [MHz]	Height [cm]	Azimuth [deg]	Level [dBm]	Limit [dBm]	Margin [dB]	Result	Polarity
1	50.3741	150	42	-64.36	-13.00	51.36	Pass	Vertical
2	140.0200	150	34	-76.40	-13.00	63.40	Pass	Vertical
3	208.9038	150	210	-70.46	-13.00	57.46	Pass	Vertical
4	440.0040	150	24	-76.43	-13.00	63.43	Pass	Vertical
5	593.8768	150	182	-73.19	-13.00	60.19	Pass	Vertical
6	742.5105	150	117	-60.96	-13.00	47.96	Pass	Vertical
7	1295.6296	150	5	-48.60	-13.00	35.60	Pass	Vertical
8	1653.2000	150	80	-53.47	-13.00	40.47	Pass	Vertical
9	2479.8000	150	154	-50.44	-13.00	37.44	Pass	Vertical
10	3306.4000	150	30	-48.55	-13.00	35.55	Pass	Vertical
11	4395.8198	150	322	-48.49	-13.00	35.49	Pass	Vertical
12	9698.5849	150	44	-42.05	-13.00	29.05	Pass	Vertical

Mode:	HSDPA Traffic							
Band:	V			Channel:		4175		
Remark:	/							
NO.	Freq. [MHz]	Height [cm]	Azimuth [deg]	Level [dBm]	Limit [dBm]	Margin [dB]	Result	Polarity
1	49.5979	150	265	-80.34	-13.00	67.34	Pass	Horizontal
2	103.3467	150	80	-80.11	-13.00	67.11	Pass	Horizontal
3	208.9038	150	43	-78.82	-13.00	65.82	Pass	Horizontal
4	360.0600	150	312	-78.39	-13.00	65.39	Pass	Horizontal
5	440.0040	150	80	-76.86	-13.00	63.86	Pass	Horizontal
6	742.5105	150	43	-63.60	-13.00	50.60	Pass	Horizontal
7	1299.6300	150	359	-47.89	-13.00	34.89	Pass	Horizontal
8	1670.0000	150	43	-52.32	-13.00	39.32	Pass	Horizontal
9	2505.0000	150	349	-50.48	-13.00	37.48	Pass	Horizontal
10	3340.0000	150	44	-50.60	-13.00	37.60	Pass	Horizontal
11	5094.8547	150	75	-47.81	-13.00	34.81	Pass	Horizontal
12	9734.5867	150	122	-41.45	-13.00	28.45	Pass	Horizontal

Mode:	HSDPA Traffic							
Band:	V			Channel:		4175		
Remark:	/							
NO.	Freq. [MHz]	Height [cm]	Azimuth [deg]	Level [dBm]	Limit [dBm]	Margin [dB]	Result	Polarity
1	51.1502	150	33	-66.43	-13.00	53.43	Pass	Vertical
2	95.1970	150	24	-78.61	-13.00	65.61	Pass	Vertical
3	140.0200	150	303	-77.87	-13.00	64.87	Pass	Vertical
4	208.9038	150	322	-70.16	-13.00	57.16	Pass	Vertical
5	600.0860	150	331	-73.10	-13.00	60.10	Pass	Vertical
6	742.5105	150	135	-58.71	-13.00	45.71	Pass	Vertical
7	1298.6299	150	340	-48.49	-13.00	35.49	Pass	Vertical
8	1670.0000	150	51	-52.82	-13.00	39.82	Pass	Vertical
9	2505.0000	150	247	-50.64	-13.00	37.64	Pass	Vertical
10	3340.0000	150	245	-50.28	-13.00	37.28	Pass	Vertical
11	6375.9188	150	229	-47.14	-13.00	34.14	Pass	Vertical
12	9749.5875	150	30	-42.25	-13.00	29.25	Pass	Vertical

Mode:	HSDPA Traffic							
Band:	V			Channel:		4232		
Remark:	/							
NO.	Freq. [MHz]	Height [cm]	Azimuth [deg]	Level [dBm]	Limit [dBm]	Margin [dB]	Result	Polarity
1	49.9860	150	33	-79.95	-13.00	66.95	Pass	Horizontal
2	100.2420	150	247	-80.57	-13.00	67.57	Pass	Horizontal
3	208.9038	150	24	-79.75	-13.00	66.75	Pass	Horizontal
4	440.0040	150	228	-77.26	-13.00	64.26	Pass	Horizontal
5	600.0860	150	135	-73.14	-13.00	60.14	Pass	Horizontal
6	742.5105	150	51	-70.60	-13.00	57.60	Pass	Horizontal
7	1296.0296	150	274	-48.43	-13.00	35.43	Pass	Horizontal
8	1692.8000	150	274	-53.78	-13.00	40.78	Pass	Horizontal
9	2539.2000	150	266	-49.86	-13.00	36.86	Pass	Horizontal
10	3185.6000	150	260	-48.62	-13.00	35.62	Pass	Horizontal
11	4679.3340	150	276	-48.03	-13.00	35.03	Pass	Horizontal
12	8486.5243	150	229	-43.41	-13.00	30.41	Pass	Horizontal

Mode:	HSDPA Traffic							
Band:	V			Channel:		4232		
Remark:	/							
NO.	Freq. [MHz]	Height [cm]	Azimuth [deg]	Level [dBm]	Limit [dBm]	Margin [dB]	Result	Polarity
1	51.1502	150	266	-66.59	-13.00	53.59	Pass	Vertical
2	140.0200	150	349	-77.57	-13.00	64.57	Pass	Vertical
3	208.9038	150	210	-70.55	-13.00	57.55	Pass	Vertical
4	440.0040	150	340	-76.75	-13.00	63.75	Pass	Vertical
5	600.0860	150	237	-72.98	-13.00	59.98	Pass	Vertical
6	742.5105	150	210	-61.63	-13.00	48.63	Pass	Vertical
7	1295.2295	150	182	-48.87	-13.00	35.87	Pass	Vertical
8	1692.8000	150	256	-52.68	-13.00	39.68	Pass	Vertical
9	2539.2000	150	285	-50.34	-13.00	37.34	Pass	Vertical
10	3185.6000	150	153	-47.56	-13.00	34.56	Pass	Vertical
11	6384.1692	150	307	-47.05	-13.00	34.05	Pass	Vertical
12	9726.3363	150	307	-41.75	-13.00	28.75	Pass	Vertical

Mode:	HSUPA Traffic							
Band:	V			Channel:		4133		
Remark:	/							
NO.	Freq. [MHz]	Height [cm]	Azimuth [deg]	Level [dBm]	Limit [dBm]	Margin [dB]	Result	Polarity
1	49.9860	150	24	-80.55	-13.00	67.55	Pass	Horizontal
2	111.3023	150	154	-80.72	-13.00	67.72	Pass	Horizontal
3	140.0200	150	88	-80.17	-13.00	67.17	Pass	Horizontal
4	208.9038	150	162	-79.48	-13.00	66.48	Pass	Horizontal
5	440.0040	150	191	-76.53	-13.00	63.53	Pass	Horizontal
6	742.5105	150	265	-62.89	-13.00	49.89	Pass	Horizontal
7	1238.8239	150	33	-48.97	-13.00	35.97	Pass	Horizontal
8	1653.2000	150	340	-53.08	-13.00	40.08	Pass	Horizontal
9	2479.8000	150	98	-50.75	-13.00	37.75	Pass	Horizontal
10	3306.4000	150	352	-49.69	-13.00	36.69	Pass	Horizontal
11	6379.6690	150	91	-46.20	-13.00	33.20	Pass	Horizontal
12	9682.0841	150	44	-42.14	-13.00	29.14	Pass	Horizontal

Mode:	HSUPA Traffic							
Band:	V			Channel:		4133		
Remark:	/							
NO.	Freq. [MHz]	Height [cm]	Azimuth [deg]	Level [dBm]	Limit [dBm]	Margin [dB]	Result	Polarity
1	49.7920	150	154	-65.57	-13.00	52.57	Pass	Vertical
2	94.2268	150	25	-79.32	-13.00	66.32	Pass	Vertical
3	140.0200	150	359	-76.88	-13.00	63.88	Pass	Vertical
4	208.9038	150	154	-70.12	-13.00	57.12	Pass	Vertical
5	440.0040	150	108	-76.41	-13.00	63.41	Pass	Vertical
6	742.5105	150	200	-58.59	-13.00	45.59	Pass	Vertical
7	1653.2000	150	256	-53.41	-13.00	40.41	Pass	Vertical
8	2479.8000	150	25	-50.49	-13.00	37.49	Pass	Vertical
9	3306.4000	150	15	-49.77	-13.00	36.77	Pass	Vertical
10	4179.8090	150	200	-48.73	-13.00	35.73	Pass	Vertical
11	6493.6747	150	167	-47.57	-13.00	34.57	Pass	Vertical
12	9694.8347	150	265	-42.31	-13.00	29.31	Pass	Vertical

Mode:	HSUPA Traffic							
Band:	V			Channel:		4175		
Remark:	/							
NO.	Freq. [MHz]	Height [cm]	Azimuth [deg]	Level [dBm]	Limit [dBm]	Margin [dB]	Result	Polarity
1	61.4343	150	70	-80.34	-13.00	67.34	Pass	Horizontal
2	140.0200	150	108	-80.58	-13.00	67.58	Pass	Horizontal
3	208.9038	150	42	-79.96	-13.00	66.96	Pass	Horizontal
4	440.0040	150	173	-77.29	-13.00	64.29	Pass	Horizontal
5	593.8768	150	126	-74.51	-13.00	61.51	Pass	Horizontal
6	742.5105	150	42	-62.71	-13.00	49.71	Pass	Horizontal
7	1670.0000	150	154	-53.87	-13.00	40.87	Pass	Horizontal
8	2505.0000	150	33	-50.57	-13.00	37.57	Pass	Horizontal
9	3125.2563	150	198	-45.53	-13.00	32.53	Pass	Horizontal
10	3340.0000	150	106	-49.49	-13.00	36.49	Pass	Horizontal
11	5037.1019	150	198	-47.56	-13.00	34.56	Pass	Horizontal
12	10201.8601	150	184	-41.97	-13.00	28.97	Pass	Horizontal

Mode:	HSUPA Traffic							
Band:	V			Channel:		4175		
Remark:	/							
NO.	Freq. [MHz]	Height [cm]	Azimuth [deg]	Level [dBm]	Limit [dBm]	Margin [dB]	Result	Polarity
1	49.9860	150	312	-65.43	-13.00	52.43	Pass	Vertical
2	140.0200	150	0	-77.00	-13.00	64.00	Pass	Vertical
3	208.9038	150	247	-70.18	-13.00	57.18	Pass	Vertical
4	290.0120	150	302	-78.46	-13.00	65.46	Pass	Vertical
5	600.0860	150	145	-74.04	-13.00	61.04	Pass	Vertical
6	742.5105	150	15	-60.59	-13.00	47.59	Pass	Vertical
7	1670.0000	150	238	-52.08	-13.00	39.08	Pass	Vertical
8	2209.3209	150	145	-47.41	-13.00	34.41	Pass	Vertical
9	2505.0000	150	312	-50.10	-13.00	37.10	Pass	Vertical
10	3340.0000	150	245	-49.42	-13.00	36.42	Pass	Vertical
11	7659.2330	150	153	-44.05	-13.00	31.05	Pass	Vertical
12	11789.6895	150	276	-41.64	-13.00	28.64	Pass	Vertical

Mode:	HSUPA Traffic							
Band:	V			Channel:		4232		
Remark:	/							
NO.	Freq. [MHz]	Height [cm]	Azimuth [deg]	Level [dBm]	Limit [dBm]	Margin [dB]	Result	Polarity
1	49.2098	150	340	-80.24	-13.00	67.24	Pass	Horizontal
2	125.4671	150	228	-80.25	-13.00	67.25	Pass	Horizontal
3	208.9038	150	62	-79.99	-13.00	66.99	Pass	Horizontal
4	360.0600	150	14	-77.64	-13.00	64.64	Pass	Horizontal
5	593.8768	150	52	-73.50	-13.00	60.50	Pass	Horizontal
6	742.5105	150	340	-63.69	-13.00	50.69	Pass	Horizontal
7	1692.8000	150	0	-51.91	-13.00	38.91	Pass	Horizontal
8	2104.7105	150	200	-47.47	-13.00	34.47	Pass	Horizontal
9	2539.2000	150	349	-49.96	-13.00	36.96	Pass	Horizontal
10	3185.6000	150	352	-48.49	-13.00	35.49	Pass	Horizontal
11	6372.1686	150	122	-47.43	-13.00	34.43	Pass	Horizontal
12	9688.0844	150	30	-42.14	-13.00	29.14	Pass	Horizontal

Mode:	HSUPA Traffic							
Band:	V			Channel:		4232		
Remark:	/							
NO.	Freq. [MHz]	Height [cm]	Azimuth [deg]	Level [dBm]	Limit [dBm]	Margin [dB]	Result	Polarity
1	52.3145	150	349	-65.24	-13.00	52.24	Pass	Vertical
2	140.0200	150	274	-76.05	-13.00	63.05	Pass	Vertical
3	208.9038	150	117	-70.06	-13.00	57.06	Pass	Vertical
4	440.0040	150	248	-76.35	-13.00	63.35	Pass	Vertical
5	593.8768	150	229	-73.24	-13.00	60.24	Pass	Vertical
6	742.5105	150	256	-62.75	-13.00	49.75	Pass	Vertical
7	1297.8298	150	89	-48.53	-13.00	35.53	Pass	Vertical
8	1692.8000	150	248	-53.12	-13.00	40.12	Pass	Vertical
9	2539.2000	150	71	-48.28	-13.00	35.28	Pass	Vertical
10	3185.6000	150	184	-47.38	-13.00	34.38	Pass	Vertical
11	4470.8235	150	245	-48.33	-13.00	35.33	Pass	Vertical
12	9682.8341	150	276	-41.56	-13.00	28.56	Pass	Vertical

Note:

Scan from 9kHz to 25GHz, the disturbance above 13GHz and below 30MHz was very low, and the above harmonics were the highest point could be found when testing, so only the above harmonics had been displayed. The amplitude of spurious emissions from the radiator which are attenuated more than 20dB below the limit need not be reported.

PHOTOGRAPHS OF TEST SETUP

Test model No.: IO Pro

Radiated spurious emission Test Setup-1(Below 1GHz)

Radiated spurious emission Test Setup-2(Above 1GHz)

PHOTOGRAPHS OF EUT Constructional Details

Refer to Report No.EED32K00215401 for EUT external and internal photos.

*** End of Report ***

The test report is effective only with both signature and specialized stamp, The result(s) shown in this report refer only to the sample(s) tested. Without written approval of CTI, this report can't be reproduced except in full.