TEST REPORT

Product	:	MOBILE PHONE
Trade mark	:	ROKiT
Model/Type reference	:	IO PRO 3D
Serial Number	:	N/A
Report Number	:	EED32M00238607
FCC ID	:	2AQNZ-IOPRO3D
Date of Issue	:	Aug.13, 2020
Test Standards	:	47 CFR Part 2 47 CFR Part 27
Test result	:	PASS

Prepared for:

ROKIT Corp Limited
ROK House, Kingswood Business Park,
Holyhead Road, Albrighton, Wolverhampton,
United Kingdom, WV73AU

Prepared by:

Centre Testing International Group Co., Ltd.
Hongwei Industrial Zone, Bao'an 70 District,
Shenzhen, Guangdong, China
TEL: +86-755-3368 3668
FAX: +86-755-3368 3385

Compiled by: Sunlight Sun — Sunlight Sun

Reviewed by: Jok Yang — Jok Yang

Approved by: Sam Chuang — Sam Chuang

Date: Aug.13, 2020

CENTRE TESTING INTERNATIONAL GROUP CO.,LTD. CTI Report Seal

Check No.:3096381507

2 Version

Version No.	Date	Description
00	Aug.13, 2020	Original

3 Test Summary

LTE band 4			
Test Item	**Test Requirement**	**Test method**	**Result**
Conducted output power	Part 2.1046(a) /Part 27.50(d)	TIA-603-E-2016&KDB 971168 D01v03r01	PASS
Effective Radiated Power of Transmitter(EIRP)	Part 2.1046(a) / Part 27.50(d)	TIA-603-E-2016&KDB 971168 D01v03r01	PASS
peak-to-average ratio	Part 27.50(d)	KDB 971168 D01v03r01	PASS
99% &26dBOccupied Bandwidth	Part 2.1049(h)	Part 27.53(h) &KDB 971168 D01v03r01	PASS
Band Edge at antenna terminals	Part 2.1051/ Part 27.53(h)	Part 27.53(h) &KDB 971168 D01v03r01	PASS
Spurious emissions at antenna terminals	Part 2.1051/ Part 27.53(h)	TIA-603-E-2016&KDB 971168 D01v03r01	PASS
Field strength of spurious radiation	Part 2.1053/ Part 27.53(h)	TIA-603-E-2016&KDB 971168 D01v03r01	PASS
Frequency stability	Part 2.1055/Part 27.54	TIA-603-E-2016&KDB 971168 D01v03r01	PASS

Remark:

The tested samples and the sample information are provided by the client.

Tx: In this whole report Tx (or tx) means Transmitter.

Rx: In this whole report Rx (or rx) means Receiver.

RF: In this whole report RF means Radiated Frequency.

CH: In this whole report CH means channel.

Volt: In this whole report Volt means Voltage.

Temp: In this whole report Temp means Temperature.

Humid: In this whole report Humid means humidity.

Press: In this whole report Press means Pressure.

N/A: In this whole report not application

All test data come from the report of No. EED32K00215407, only the product model and FCC ID has been modified.

4 Content

1 COVER PAGE 1

2 VERSION 2

3 TEST SUMMARY 3

4 CONTENT 4

5 TEST REQUIREMENT 5

5.1 TEST SETUP 5

5.1.1 For Radiated Emissions test setup 5

5.2 TEST ENVIRONMENT 5

5.3 TEST CONDITION 5

6 GENERAL INFORMATION 6

6.1 CLIENT INFORMATION 6

6.2 GENERAL DESCRIPTION OF EUT 6

6.3 PRODUCT SPECIFICATION SUBJECTIVE TO THIS STANDARD 7

6.4 DESCRIPTION OF SUPPORT UNITS 7

6.5 TEST LOCATION 7

6.6 DEVIATION FROM STANDARDS 7

6.7 ABNORMALITIES FROM STANDARD CONDITIONS 7

6.8 OTHER INFORMATION REQUESTED BY THE CUSTOMER 7

6.9 MEASUREMENT UNCERTAINTY (95% CONFIDENCE LEVELS, K=2) 8

7 EQUIPMENT LIST 9

8 RADIO TECHNICAL REQUIREMENTS SPECIFICATION 11

APPENDIX A) CONDUCTED OUTPUT POWER AND EFFECTIVE (ISOTROPIC) RADIATED POWER 12

APPENDIX B) PEAK-TO-AVERAGE RATIO 21

APPENDIX C) 26DB BANDWIDTH AND OCCUPIED BANDWIDTH 113

APPENDIX D) BAND EDGE 127

APPENDIX E) CONDUCTED SPURIOUS EMISSION 184

APPENDIX F) FREQUENCY STABILITY 292

APPENDIX G) FIELD STRENGTH OF SPURIOUS RADIATION 302

PHOTOGRAPHS OF TEST SETUP 339

PHOTOGRAPHS OF EUT CONSTRUCTIONAL DETAILS 340

5 Test Requirement

5.1 Test setup

5.1.1 For Radiated Emissions test setup

Radiated Emissions setup:

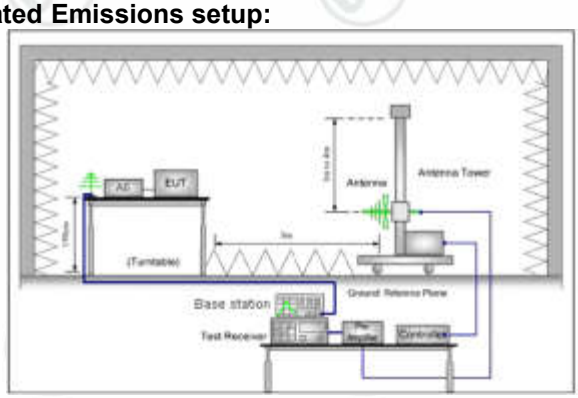

Figure 1.30MHz to 1GHz

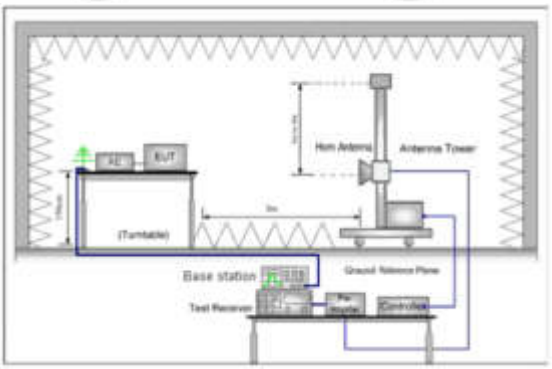

Figure 2. above 1GHz

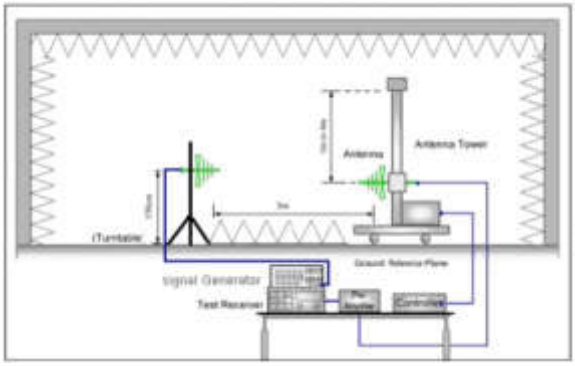

Figure 1. 30MHz to 1GHz

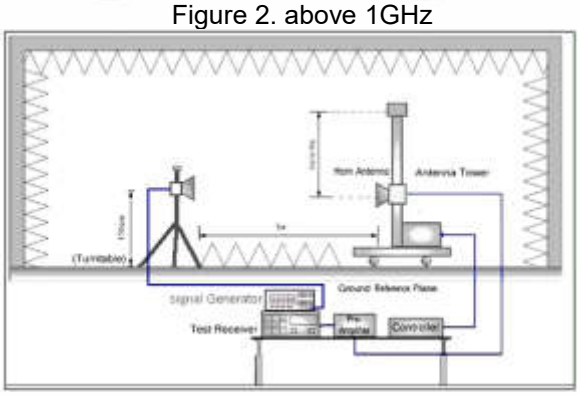

Figure 2. above 1GHz

5.2 Test Environment

Operating Environment:	
Temperature:	25.0 °C
Humidity:	56 % RH
Atmospheric Pressure:	1010mbar

5.3 Test Condition

Test channel:

Test Mode	Test Frequency ID	Bandwidth (MHz)	Number [UL]	Frequency of Uplink(MHz)	Number [DL]	Frequency of Downlink(MHz)
LTE band 4 TX:1710–1755 MHz RX: 2110–2155MHz	Low Range	1.4	19957	1710.7	1957	2110.7
		3	19965	1711.5	1965	2111.5
		5	19976	1712.5	1975	2112.5
		10	20000	1715	2000	2115.0
		15	20025	1717.5	2026	2117.6
		20	20050	1720	2050	2120.0
	Mid Range	1.4/3/5/10/15/20	20176	1732.5	2175	2132.5
	High Range	1.4	20393	1754.3	2393	2154.3
		3	20385	1753.5	2386	2153.5
		5	20375	1752.5	2376	2152.5
		10	20350	1750	2350	2160.0
		15	20325	1747.5	2325	2147.5
		20	20300	1745	2300	2145.0

6 General Information

6.1 Client Information

Applicant:	ROKIT Corp Limited
Address of Applicant:	ROK House, Kingswood Business Park, Holyhead Road, Albrighton, Wolverhampton, United Kingdom, WV73AU
Manufacturer:	ROKIT Corp Limited
Address of Manufacturer:	ROK House, Kingswood Business Park, Holyhead Road, Albrighton, Wolverhampton, United Kingdom, WV73AU
Factory:	Shenzhen Newsun Technology Co., Ltd
Address of Factory:	5th Floor, A1 Building, Zhongtai Information Technology Industrial Park, No. 2 Dezheng Road, Shilong Community, Shiyan Street, Baoan District, Shenzhen, China

6.2 General Description of EUT

Product Name:	MOBILE PHONE
Model No.(EUT):	IO PRO 3D
Trade mark:	ROKiT
EUT Supports Radios application:	BT4.0, 2.1+EDR: 2402MHz to 2480MHz WiFi: IEEE 802.11b/g/n(HT20): 2412MHz to 2462MHz IEEE 802.11n(HT40): 2422MHz to 2452MHz GPS: 1559MHz to 1610MHz GSM/GPRS/EDGE 850: Tx:824.20 -848.80MHz; Rx: 869.20 – 893.80MHz GSM/GPRS/EDGE 1900: Tx:1850.20 – 1909.80MHz; Rx:1930.20 – 1989.80MHz CDMA BC0: Tx:824-849MHz; Rx:869-894MHz CDMA BC1: Tx:1850-1910MHz; Rx:1930-1990MHz CDMA BC10: TX:817.25-823.975MHz, RX:862.25-868.975MHz 1xEVDO BC0: Tx:824-849MHz; Rx:869-894MHz 1xEVDO BC0: Tx:1850-1910MHz; Rx:1930-1990MHz 1xEVDO BC0: TX:817.25-823.975MHz, RX:862.25-868.975MHz WCDMA/HSDPA/HSUPA/HSPA+(Down Link) Band V: Tx:826.40 -846.60MHz; Rx: 871.40 – 891.60MHz WCDMA/HSDPA/HSUPA/HSPA+(Down Link) Band IV: Tx:1710-1755MHz; Rx: 2110-2155MHz WCDMA/HSDPA/HSUPA/HSPA+(Down Link) Band II: Tx:1852.40 – 1907.60MHz; Rx:1932.40 – 1987.60MHz LTE Band 2: TX:1850MHz to 1910MHz RX:1930MHz to 1990MHz. LTE Band 4: TX:1710MHz to 1755MHz RX:2110MHz to 2155MHz. LTE Band 5:

	TX:824MHz to 849MHz RX:869MHz to 894MHz. LTE Band 12: TX:698MHz to 716MHz RX:729MHz to 746MHz. LTE Band 17: TX:704MHz to 716MHz RX:734MHz to 746MHz.
Power Supply:	DC 5V by USB port
	Li-ion Battery 3.85V, 3850mAh, 14.822Wh
Firmware version:	MOLY.LR12A.R2.MP.V36.9(manufacturer declare)
Hardware version:	V0(manufacturer declare)
USB cable:	100cm(shielded)
Sample Received Date:	Aug. 08, 2018
Sample tested Date:	Aug. 08, 2018 to Aug. 29, 2018

6.3 Product Specification subjective to this standard

Frequency Band:	LTE Band 4: Tx:1710–1755 MHz; Rx:2110–2155MHz
Modulation Type:	QPSK, 16QAM
Sample Type:	mobile production
Antenna Type:	MONOPOLE
Antenna Gain:	-5dBi
Test Voltage:	DC 3.85V

6.4 Description of Support Units

The EUT has been tested independently.

6.5 Test Location

All tests were performed at:

Centre Testing International Group Co., Ltd

Building C, Hongwei Industrial Park Block 70, Bao'an District, Shenzhen, China

Telephone: +86 (0) 755 33683668 Fax:+86 (0) 755 33683385

No tests were sub-contracted.

FCC Designation No.: CN1164

6.6 Deviation from Standards

None.

6.7 Abnormalities from Standard Conditions

None.

6.8 Other Information Requested by the Customer

None.

6.9 Measurement Uncertainty (95% confidence levels, k=2)

No.	Item	Measurement Uncertainty
1	Radio Frequency	7.9×10^{-8}
2	RF power, conducted	0.31dB (30MHz-1GHz)
		0.57dB (1GHz-18GHz)
3	Radiated Spurious emission test	4.5dB (30MHz-1GHz)
		4.8dB (1GHz-12.75GHz)
4	Conduction emission	3.6dB (9kHz to 150kHz)
		3.2dB (150kHz to 30MHz)
5	Temperature test	0.64°C
6	Humidity test	2.8%
7	DC power voltages	0.025%

7 Equipment List

Communication RF test system					
Equipment	**Manufacturer**	**Model No.**	**Serial Number**	**Cal. Date (mm-dd-yyyy)**	**Cal. Due date (mm-dd-yyyy)**
Spectrum Analyzer	Agilent	E4440A	MY46185649	11-16-2017	11-15-2018
Signal Generator	Agilent	E4438C	MY45095744	03-13-2018	03-12-2019
Communication test set	Agilent	E5515C	GB47050534	03-16-2018	03-15-2019
Signal Generator	Keysight	E8257D	MY53401106	03-13-2018	03-12-2019
Communication test set	R&S	CMW500	152394	03-16-2018	03-15-2019
High-pass filter	Sinoscite	FL3CX03WG18 NM12-0398-002	---	01-10-2018	01-09-2019
High-pass filter	MICRO-TRONICS	SPA-F-63029-4	---	01-10-2018	01-09-2019
band rejection filter	Sinoscite	FL5CX01CA09C L12-0395-001	---	01-10-2018	01-09-2019
band rejection filter	Sinoscite	FL5CX01CA08C L12-0393-001	---	01-10-2018	01-09-2019
band rejection filter	Sinoscite	FL5CX02CA04C L12-0396-002	---	01-10-2018	01-09-2019
band rejection filter	Sinoscite	FL5CX02CA03C L12-0394-001	---	01-10-2018	01-09-2019
DC Power	Keysight	E3642A	MY54426112	03-13-2018	03-12-2019
DC Power	Keysight	E3642A	MY54426115	03-13-2018	03-12-2019
PC-2	Lenovo	R4960d	---	01-10-2018	01-09-2019
PC-3	Lenovo	R4960d	---	01-10-2018	01-09-2019
RF control unit	JS Tonscend	JS0806-1	158060004	03-13-2018	03-12-2019
DC power Box	JS Tonscend	JS0806-4	158060007	03-13-2018	03-12-2019
LTE Automatic test software	JS Tonscend	JS1120-1	---	03-30-2018	03-29-2019
WCDMA Automatic test software	JS Tonscend	JS1120-3	---	03-30-2018	03-29-2019
GSM Automatic test software	JS Tonscend	JS1120-3	---	03-30-2018	03-29-2019

3M Semi/full-anechoic Chamber					
Equipment	**Manufacturer**	**Model No.**	**Serial Number**	**Cal. date (mm-dd-yyyy)**	**Cal. Due date (mm-dd-yyyy)**
3M Chamber & Accessory Equipment	TDK	SAC-3	---	06-04-2016	06-03-2019
TRILOG Broadband Antenna	Schwarzbeck	VULB9163	9163-401	04-26-2018	04-25-2019
TRILOG Broadband Antenna	Schwarzbeck	VULB9163	9163-618	07-30-2018	07-29-2019
Microwave Preamplifier	Agilent	8449B	3008A02425	08-21-2018	08-20-2019
Microwave Preamplifier	Tonscend	EMC051845SE	980380	01-19-2018	01-18-2019
Horn Antenna	Schwarzbeck	BBHA 9120D	9120D-1869	04-25-2018	04-23-2021
Double ridge horn antenna	A.H.SYSTEMS	SAS-574	6042	06-05-2018	06-04-2021
Pre-amplifier	A.H.SYSTEMS	PAP-1840-60	6041	06-05-2018	06-04-2021
Loop Antenna	ETS	6502	00071730	06-22-2017	06-21-2019
Spectrum Analyzer	R&S	FSP40	100416	05-11-2018	05-10-2019
Receiver	R&S	ESCI	100435	05-25-2018	05-24-2019
Multi device Controller	maturo	NCD/070/10711112	---	01-10-2018	01-09-2019
LISN	schwarzbeck	NNBM8125	81251547	05-11-2018	05-10-2019
LISN	schwarzbeck	NNBM8125	81251548	05-11-2018	05-10-2019
Signal Generator	Agilent	E4438C	MY45095744	03-13-2018	03-12-2019
Signal Generator	Keysight	E8257D	MY53401106	03-13-2018	03-12-2019
Temperature/ Humidity Indicator	TAYLOR	1451	1905	05-02-2018	05-01-2019
Communication test set	Agilent	E5515C	GB47050534	03-16-2018	03-15-2019
Cable line	Fulai(7M)	SF106	5219/6A	01-10-2018	01-09-2019
Cable line	Fulai(6M)	SF106	5220/6A	01-10-2018	01-09-2019
Cable line	Fulai(3M)	SF106	5216/6A	01-10-2018	01-09-2019
Cable line	Fulai(3M)	SF106	5217/6A	01-10-2018	01-09-2019
Communication test set	R&S	CMW500	104466	02-05-2018	02-04-2019
High-pass filter	Sinoscite	FL3CX03WG18NM12-0398-002	---	01-10-2018	01-09-2019
High-pass filter	MICRO-TRONICS	SPA-F-63029-4	---	01-10-2018	01-09-2019
band rejection filter	Sinoscite	FL5CX01CA09CL12-0395-001	---	01-10-2018	01-09-2019
band rejection filter	Sinoscite	FL5CX01CA08CL12-0393-001	---	01-10-2018	01-09-2019
band rejection filter	Sinoscite	FL5CX02CA04CL12-0396-002	---	01-10-2018	01-09-2019
band rejection filter	Sinoscite	FL5CX02CA03CL12-0394-001	---	01-10-2018	01-09-2019

8 Radio Technical Requirements Specification

Reference documents for testing:

No.	Identity	Document Title
1	PART 22 (2015)	PART 22 – PUBLIC MOBILE SERVICES Subpart H – Cellular Radiotelephone Service
2	PART 24 (2015)	PART 24 – PERSONAL COMMUNICATIONS SERVICES Subpart E – Broadband PCS
3	PART 27 (2015)	PART 27 – MISCELLANEOUS WIRELESS COMMUNICATIONS SERVICES Subpart C – Technical Standards
3	PART 2 (2015)	Frequency allocations and radio treaty matters; general rules and regulations
4	TIA-603-E-2016	Land Mobile FM or PM -Communications Equipment -Measurement and Performance Standards
5	KDB971168 D01	KDB971168 D01 Power Meas License Digital Systems v03r01

Test Results List:

Test Requirement	Test method	Test item	Verdict	Note
Part 2.1046(a)/ Part 27.50(d)	TIA-603-E-2016& KDB 971168 D01v03r01	Conducted output power	PASS	Appendix A)
Part 2.1046(a)/ Part 27.50(d)	TIA-603-E-2016& KDB 971168 D01v03r01	Effective Radiated Power of Transmitter(ERP)	PASS	Appendix A)
Part 27.50(d)	KDB 971168 D01v03r01	peak-to-average ratio	PASS	Appendix B)
Part 2.1049(h)	Part 27.53(h) &KDB 971168 D01v03r01	99% &26dBOccupied Bandwidth	PASS	Appendix C)
Part 2.1051/ Part 27.53(h)	Part 27.53(h) &KDB 971168 D01v03r01	Band Edge at antenna terminals	PASS	Appendix D)
Part 2.1051/ Part 2.1057/ Part 27.53(h)	TIA-603-E-2016& KDB 971168 D01v03r01	Spurious emissions at antenna terminals	PASS	Appendix E)
Part 2.1055/ Part 27.54	TIA-603-E-2016& KDB 971168 D01v03r01	Frequency stability	PASS	Appendix F)
Part 2.1053/ Part 2.1057/ Part 27.53(h)	TIA-603-E-2016& KDB 971168 D01v03r01	Field strength of spurious radiation	PASS	Appendix G)

Appendix A) Conducted Output Power and Effective (Isotropic) Radiated Power

<table>
<tr><td>Description of the Conducted Output Power Measurement and ERP/EIRP Measurement:</td><td>A system simulator was used to establish communication with the EUT. Its parameters were set to force the EUT transmitting at maximum output power. The measured power in the radio frequency on the transmitter output terminals shall be reported.
According to KDB 412172 D01 Power Approach
EIRP = $P_T + G_T - L_C$, ERP = EIRP - 2.15, where
P_T = transmitter output power in dBm
G_T = gain of the transmitting antenna in dBi
L_C = signal attenuation in the connecting cable between the transmitter and antenna in dB</td></tr>
<tr><td>Measurement Procedure:</td><td>1. The transmitter output port was connected to the system simulator.
2. Set EUT at maximum power through the system simulator.
3. Select lowest, middle, and highest channels for each band and different modulation.
4. Measure and record the power level from the system simulator.</td></tr>
<tr><td>Limit:</td><td><table><tr><td>Mode</td><td>LTE band 4</td></tr><tr><td>Limit</td><td>30dBm</td></tr></table></td></tr>
</table>

Test Result

G_T – L_C=-5dB

Channel Bandwidth: 1.4 MHz

Channel Bandwidth: 1.4 MHz						
Modulation	Channel	RB Configuration		Average Power [dBm]	E.i.r.p [dBm]	Verdict
		Size	Offset			
QPSK	LCH	1	0	23.00	18.00	PASS
		1	3	23.13	18.13	PASS
		1	5	23.06	18.06	PASS
		3	0	23.16	18.16	PASS
		3	2	23.14	18.14	PASS
		3	3	23.16	18.16	PASS
		6	0	22.10	17.10	PASS
	MCH	1	0	23.44	18.44	PASS
		1	3	23.53	18.53	PASS
		1	5	23.43	18.43	PASS
		3	0	23.49	18.49	PASS
		3	2	23.48	18.48	PASS
		3	3	23.50	18.50	PASS
		6	0	22.45	17.45	PASS
	HCH	1	0	22.82	17.82	PASS
		1	3	22.85	17.85	PASS
		1	5	22.84	17.84	PASS
		3	0	22.92	17.92	PASS
		3	2	22.91	17.91	PASS
		3	3	22.91	17.91	PASS
		6	0	21.83	16.83	PASS
16QAM	LCH	1	0	22.22	17.22	PASS
		1	3	22.31	17.31	PASS
		1	5	22.17	17.17	PASS
		3	0	23.15	18.15	PASS
		3	2	23.14	18.14	PASS
		3	3	23.16	18.16	PASS
		6	0	21.17	16.17	PASS
	MCH	1	0	22.46	17.46	PASS
		1	3	22.60	17.60	PASS
		1	5	22.50	17.50	PASS
		3	0	23.48	18.48	PASS

		3	2	23.48	18.48	PASS
		3	3	23.52	18.52	PASS
		6	0	21.53	16.53	PASS
	HCH	1	0	21.93	16.93	PASS
		1	3	22.06	17.06	PASS
		1	5	21.94	16.94	PASS
		3	0	22.91	17.91	PASS
		3	2	22.90	17.90	PASS
		3	3	22.91	17.91	PASS
		6	0	20.91	15.91	PASS

Channel Bandwidth: 3 MHz

Channel Bandwidth: 3 MHz						
Modulation	Channel	RB Configuration		Average Power [dBm]	E.i.r.p [dBm]	Verdict
		Size	Offset			
QPSK	LCH	1	0	23.11	18.11	PASS
		1	7	23.03	18.03	PASS
		1	14	23.07	18.07	PASS
		8	0	22.10	17.10	PASS
		8	4	22.13	17.13	PASS
		8	7	22.13	17.13	PASS
		15	0	22.10	17.10	PASS
	MCH	1	0	23.46	18.46	PASS
		1	7	23.45	18.45	PASS
		1	14	23.46	18.46	PASS
		8	0	22.46	17.46	PASS
		8	4	22.45	17.45	PASS
		8	7	22.41	17.41	PASS
		15	0	22.46	17.46	PASS
	HCH	1	0	22.87	17.87	PASS
		1	7	22.82	17.82	PASS
		1	14	22.85	17.85	PASS
		8	0	21.85	16.85	PASS
		8	4	21.86	16.86	PASS
		8	7	21.85	16.85	PASS
		15	0	21.87	16.87	PASS
16QAM	LCH	1	0	22.27	17.27	PASS
		1	7	22.21	17.21	PASS

		1	14	22.26	17.26	PASS
		8	0	22.11	17.11	PASS
		8	4	22.12	17.12	PASS
		8	7	22.13	17.13	PASS
		15	0	21.19	16.19	PASS
	MCH	1	0	22.57	17.57	PASS
		1	7	22.53	17.53	PASS
		1	14	22.59	17.59	PASS
		8	0	22.43	17.43	PASS
		8	4	22.44	17.44	PASS
		8	7	22.44	17.44	PASS
		15	0	21.50	16.50	PASS
	HCH	1	0	22.10	17.10	PASS
		1	7	22.01	17.01	PASS
		1	14	22.04	17.04	PASS
		8	0	21.87	16.87	PASS
		8	4	21.86	16.86	PASS
		8	7	21.88	16.88	PASS
		15	0	20.95	15.95	PASS

Channel Bandwidth: 5 MHz

Channel Bandwidth: 5 MHz						
Modulation	Channel	RB Configuration		Average Power [dBm]	E.i.r.p [dBm]	Verdict
		Size	Offset			
QPSK	LCH	1	0	23.14	18.14	PASS
		1	12	23.21	18.21	PASS
		1	24	23.11	18.11	PASS
		12	0	22.15	17.15	PASS
		12	6	22.13	17.13	PASS
		12	13	22.10	17.10	PASS
		25	0	22.12	17.12	PASS
	MCH	1	0	23.46	18.46	PASS
		1	12	23.55	18.55	PASS
		1	24	23.42	18.42	PASS
		12	0	22.46	17.46	PASS
		12	6	22.43	17.43	PASS
		12	13	22.37	17.37	PASS
		25	0	22.45	17.45	PASS

	HCH	1	0	22.96	17.96	PASS
		1	12	23.04	18.04	PASS
		1	24	22.85	17.85	PASS
		12	0	21.96	16.96	PASS
		12	6	21.94	16.94	PASS
		12	13	21.90	16.90	PASS
		25	0	21.96	16.96	PASS
16QAM	LCH	1	0	22.12	17.12	PASS
		1	12	22.18	17.18	PASS
		1	24	22.12	17.12	PASS
		12	0	22.14	17.14	PASS
		12	6	22.14	17.14	PASS
		12	13	22.10	17.10	PASS
		25	0	21.25	16.25	PASS
	MCH	1	0	22.41	17.41	PASS
		1	12	22.50	17.50	PASS
		1	24	22.41	17.41	PASS
		12	0	22.41	17.41	PASS
		12	6	22.44	17.44	PASS
		12	13	22.43	17.43	PASS
		25	0	21.52	16.52	PASS
	HCH	1	0	21.96	16.96	PASS
		1	12	22.01	17.01	PASS
		1	24	21.85	16.85	PASS
		12	0	21.96	16.96	PASS
		12	6	21.94	16.94	PASS
		12	13	21.88	16.88	PASS
		25	0	21.02	16.02	PASS

Channel Bandwidth: 10 MHz

Channel Bandwidth: 10 MHz						
Modulation	Channel	RB Configuration		Average Power [dBm]	E.i.r.p [dBm]	Verdict
		Size	Offset			
QPSK	LCH	1	0	23.11	18.11	PASS
		1	24	23.25	18.25	PASS
		1	49	23.18	18.18	PASS
		25	0	22.27	17.27	PASS
		25	12	22.24	17.24	PASS

		25	25	22.32	17.32	PASS
		50	0	22.24	17.24	PASS
	MCH	1	0	23.46	18.46	PASS
		1	24	23.60	18.60	PASS
		1	49	23.42	18.42	PASS
		25	0	22.54	17.54	PASS
		25	12	22.55	17.55	PASS
		25	25	22.45	17.45	PASS
		50	0	22.49	17.49	PASS
	HCH	1	0	23.18	18.18	PASS
		1	24	23.15	18.15	PASS
		1	49	22.90	17.90	PASS
		25	0	22.19	17.19	PASS
		25	12	22.18	17.18	PASS
		25	25	22.07	17.07	PASS
		50	0	22.09	17.09	PASS
16QAM	LCH	1	0	22.31	17.31	PASS
		1	24	22.43	17.43	PASS
		1	49	22.30	17.30	PASS
		25	0	22.26	17.26	PASS
		25	12	22.25	17.25	PASS
		25	25	22.31	17.31	PASS
		50	0	21.25	16.25	PASS
	MCH	1	0	22.55	17.55	PASS
		1	24	22.66	17.66	PASS
		1	49	22.58	17.58	PASS
		25	0	22.54	17.54	PASS
		25	12	22.54	17.54	PASS
		25	25	22.47	17.47	PASS
		50	0	21.50	16.50	PASS
	HCH	1	0	22.31	17.31	PASS
		1	24	22.29	17.29	PASS
		1	49	22.07	17.07	PASS
		25	0	22.21	17.21	PASS
		25	12	22.17	17.17	PASS
		25	25	22.07	17.07	PASS
		50	0	21.13	16.13	PASS

Channel Bandwidth: 15 MHz

Channel Bandwidth: 15 MHz						
Modulation	Channel	RB Configuration		Average Power [dBm]	E.i.r.p [dBm]	Verdict
		Size	Offset			
QPSK	LCH	1	0	23.07	18.07	PASS
		1	37	23.20	18.20	PASS
		1	74	23.12	18.12	PASS
		37	0	22.40	17.40	PASS
		37	18	22.39	17.39	PASS
		37	38	22.39	17.39	PASS
		75	0	22.39	17.39	PASS
	MCH	1	0	23.44	18.44	PASS
		1	37	23.51	18.51	PASS
		1	74	23.33	18.33	PASS
		37	0	22.57	17.57	PASS
		37	18	22.56	17.56	PASS
		37	38	22.55	17.55	PASS
		75	0	22.58	17.58	PASS
	HCH	1	0	23.30	18.30	PASS
		1	37	23.14	18.14	PASS
		1	74	22.74	17.74	PASS
		37	0	22.26	17.26	PASS
		37	18	22.29	17.29	PASS
		37	38	22.26	17.26	PASS
		75	0	22.28	17.28	PASS
16QAM	LCH	1	0	22.28	17.28	PASS
		1	37	22.39	17.39	PASS
		1	74	22.26	17.26	PASS
		37	0	22.38	17.38	PASS
		37	18	22.39	17.39	PASS
		37	38	22.36	17.36	PASS
		75	0	21.31	16.31	PASS
	MCH	1	0	22.56	17.56	PASS
		1	37	22.66	17.66	PASS
		1	74	22.47	17.47	PASS
		37	0	22.56	17.56	PASS
		37	18	22.58	17.58	PASS

		37	38	22.59	17.59	PASS
		75	0	21.49	16.49	PASS
	HCH	1	0	22.50	17.50	PASS
		1	37	22.33	17.33	PASS
		1	74	22.01	17.01	PASS
		37	0	22.29	17.29	PASS
		37	18	22.27	17.27	PASS
		37	38	22.23	17.23	PASS
		75	0	21.22	16.22	PASS

Channel Bandwidth: 20 MHz

Channel Bandwidth: 20 MHz						
Modulation	Channel	RB Configuration		Average Power [dBm]	E.i.r.p [dBm]	Verdict
		Size	Offset			
QPSK	LCH	1	0	23.06	18.06	PASS
		1	49	23.48	18.48	PASS
		1	99	23.25	18.25	PASS
		50	0	22.16	17.16	PASS
		50	25	22.18	17.18	PASS
		50	50	22.42	17.42	PASS
		100	0	22.28	17.28	PASS
	MCH	1	0	23.42	18.42	PASS
		1	49	23.66	18.66	PASS
		1	99	23.25	18.25	PASS
		50	0	22.39	17.39	PASS
		50	25	22.38	17.38	PASS
		50	50	22.26	17.26	PASS
		100	0	22.29	17.29	PASS
	HCH	1	0	23.42	18.42	PASS
		1	49	23.42	18.42	PASS
		1	99	22.90	17.90	PASS
		50	0	22.57	17.57	PASS
		50	25	22.58	17.58	PASS
		50	50	22.05	17.05	PASS
		100	0	22.33	17.33	PASS
16QAM	LCH	1	0	22.09	17.09	PASS
		1	49	22.47	17.47	PASS
		1	99	22.18	17.18	PASS

		50	0	22.16	17.16	PASS
		50	25	22.15	17.15	PASS
		50	50	22.41	17.41	PASS
		100	0	21.30	16.30	PASS
	MCH	1	0	22.42	17.42	PASS
		1	49	22.61	17.61	PASS
		1	99	22.25	17.25	PASS
		50	0	22.40	17.40	PASS
		50	25	22.35	17.35	PASS
		50	50	22.28	17.28	PASS
		100	0	21.29	16.29	PASS
	HCH	1	0	22.42	17.42	PASS
		1	49	22.39	17.39	PASS
		1	99	21.90	16.90	PASS
		50	0	22.57	17.57	PASS
		50	25	22.56	17.56	PASS
		50	50	22.07	17.07	PASS
		100	0	21.41	16.41	PASS

Appendix B) Peak-to-Average Ratio

Test Result

Channel Bandwidth: 1.4 MHz

Channel Bandwidth: 1.4 MHz						
Modulation	Channel	RB Configuration		Peak-to-Average Ratio (dB)	Limit (dB)	Verdict
		Size	Offset			
QPSK	LCH	1	0	4.89	<13	PASS
		1	3	4.73	<13	PASS
		1	5	4.9	<13	PASS
		3	0	4.77	<13	PASS
		3	2	4.76	<13	PASS
		3	3	4.76	<13	PASS
		6	0	5.32	<13	PASS
	MCH	1	0	4.38	<13	PASS
		1	3	4.28	<13	PASS
		1	5	4.4	<13	PASS
		3	0	4.31	<13	PASS
		3	2	4.31	<13	PASS
		3	3	4.32	<13	PASS
		6	0	4.79	<13	PASS
	HCH	1	0	5	<13	PASS
		1	3	4.83	<13	PASS
		1	5	4.84	<13	PASS
		3	0	4.91	<13	PASS
		3	2	4.89	<13	PASS
		3	3	4.84	<13	PASS
		6	0	5.27	<13	PASS
16QAM	LCH	1	0	5.87	<13	PASS
		1	3	5.71	<13	PASS
		1	5	5.64	<13	PASS
		3	0	4.85	<13	PASS
		3	2	4.75	<13	PASS
		3	3	4.73	<13	PASS
		6	0	6.12	<13	PASS
	MCH	1	0	5.34	<13	PASS
		1	3	5.28	<13	PASS
		1	5	5.33	<13	PASS
		3	0	4.27	<13	PASS

		3	2	4.26	<13	PASS
		3	3	4.37	<13	PASS
		6	0	5.58	<13	PASS
	HCH	1	0	5.73	<13	PASS
		1	3	5.59	<13	PASS
		1	5	5.86	<13	PASS
		3	0	4.84	<13	PASS
		3	2	4.77	<13	PASS
		3	3	4.86	<13	PASS
		6	0	6.12	<13	PASS

Channel Bandwidth: 3 MHz

Channel Bandwidth: 3 MHz						
Modulation	Channel	RB Configuration		Peak-to-Average Ratio [dB]	Limit [dB]	Verdict
		Size	Offset			
QPSK	LCH	1	0	4.7	<13	PASS
		1	7	4.69	<13	PASS
		1	14	4.61	<13	PASS
		8	0	5.43	<13	PASS
		8	4	5.51	<13	PASS
		8	7	5.44	<13	PASS
		15	0	5.44	<13	PASS
	MCH	1	0	4.1	<13	PASS
		1	7	4.27	<13	PASS
		1	14	4.34	<13	PASS
		8	0	4.97	<13	PASS
		8	4	4.96	<13	PASS
		8	7	4.91	<13	PASS
		15	0	4.95	<13	PASS
	HCH	1	0	4.89	<13	PASS
		1	7	4.73	<13	PASS
		1	14	4.78	<13	PASS
		8	0	5.43	<13	PASS
		8	4	5.43	<13	PASS
		8	7	5.47	<13	PASS
		15	0	5.48	<13	PASS
16QAM	LCH	1	0	5.5	<13	PASS
		1	7	5.46	<13	PASS

		1	14	5.49	<13	PASS
		8	0	5.47	<13	PASS
		8	4	5.39	<13	PASS
		8	7	5.36	<13	PASS
		15	0	6.24	<13	PASS
	MCH	1	0	5	<13	PASS
		1	7	5.05	<13	PASS
		1	14	5.18	<13	PASS
		8	0	4.99	<13	PASS
		8	4	4.91	<13	PASS
		8	7	4.9	<13	PASS
		15	0	5.73	<13	PASS
	HCH	1	0	5.76	<13	PASS
		1	7	5.57	<13	PASS
		1	14	5.61	<13	PASS
		8	0	5.42	<13	PASS
		8	4	5.46	<13	PASS
		8	7	5.45	<13	PASS
		15	0	6.24	<13	PASS

Channel Bandwidth: 5 MHz

Channel Bandwidth: 5 MHz						
Modulation	Channel	RB Configuration		Peak-to-Average Ratio [dB]	Limit [dB]	Verdict
		Size	Offset			
QPSK	LCH	1	0	5	<13	PASS
		1	12	4.79	<13	PASS
		1	24	4.76	<13	PASS
		12	0	5.42	<13	PASS
		12	6	5.41	<13	PASS
		12	13	5.35	<13	PASS
		25	0	5.61	<13	PASS
	MCH	1	0	4.28	<13	PASS
		1	12	4.43	<13	PASS
		1	24	4.77	<13	PASS
		12	0	4.86	<13	PASS
		12	6	4.88	<13	PASS
		12	13	5.02	<13	PASS
		25	0	5.19	<13	PASS

	HCH	1	0	5.25	<13	PASS
		1	12	5.03	<13	PASS
		1	24	5.14	<13	PASS
		12	0	5.48	<13	PASS
		12	6	5.46	<13	PASS
		12	13	5.43	<13	PASS
		25	0	5.65	<13	PASS
16QAM	LCH	1	0	5.55	<13	PASS
		1	12	5.47	<13	PASS
		1	24	5.35	<13	PASS
		12	0	5.43	<13	PASS
		12	6	5.43	<13	PASS
		12	13	5.35	<13	PASS
		25	0	6.33	<13	PASS
	MCH	1	0	4.93	<13	PASS
		1	12	5.13	<13	PASS
		1	24	5.41	<13	PASS
		12	0	4.89	<13	PASS
		12	6	4.87	<13	PASS
		12	13	5.06	<13	PASS
		25	0	5.98	<13	PASS
	HCH	1	0	5.59	<13	PASS
		1	12	5.62	<13	PASS
		1	24	5.77	<13	PASS
		12	0	5.5	<13	PASS
		12	6	5.49	<13	PASS
		12	13	5.44	<13	PASS
		25	0	6.29	<13	PASS

Channel Bandwidth: 10 MHz

Channel Bandwidth: 10 MHz						
Modulation	Channel	RB Configuration		Peak-to-Average Ratio [dB]	Limit [dB]	Verdict
		Size	Offset			
QPSK	LCH	1	0	4.84	<13	PASS
		1	24	4.4	<13	PASS
		1	49	4.21	<13	PASS
		25	0	5.15	<13	PASS
		25	12	5.12	<13	PASS

		25	25	4.87	<13	PASS
		50	0	5.12	<13	PASS
	MCH	1	0	4.08	<13	PASS
		1	24	4.2	<13	PASS
		1	49	4.61	<13	PASS
		25	0	4.72	<13	PASS
		25	12	4.68	<13	PASS
		25	25	4.75	<13	PASS
		50	0	4.98	<13	PASS
	HCH	1	0	5.11	<13	PASS
		1	24	4.81	<13	PASS
		1	49	4.81	<13	PASS
		25	0	5.26	<13	PASS
		25	12	5.27	<13	PASS
		25	25	5.08	<13	PASS
		50	0	5.2	<13	PASS
16QAM	LCH	1	0	5.66	<13	PASS
		1	24	5.37	<13	PASS
		1	49	5.13	<13	PASS
		25	0	5.14	<13	PASS
		25	12	5.09	<13	PASS
		25	25	4.88	<13	PASS
		50	0	6.2	<13	PASS
	MCH	1	0	4.94	<13	PASS
		1	24	5.1	<13	PASS
		1	49	5.63	<13	PASS
		25	0	4.67	<13	PASS
		25	12	4.67	<13	PASS
		25	25	4.78	<13	PASS
		50	0	5.98	<13	PASS
	HCH	1	0	5.86	<13	PASS
		1	24	5.56	<13	PASS
		1	49	5.81	<13	PASS
		25	0	5.19	<13	PASS
		25	12	5.24	<13	PASS
		25	25	5.02	<13	PASS
		50	0	6.25	<13	PASS

Channel Bandwidth: 15 MHz

Channel Bandwidth: 15 MHz						
Modulation	Channel	RB Configuration		Peak-to-Average Ratio [dB]	Limit [dB]	Verdict
		Size	Offset			
QPSK	LCH	1	0	5.8	<13	PASS
		1	37	4.33	<13	PASS
		1	74	7.18	<13	PASS
		37	0	5.54	<13	PASS
		37	18	5.57	<13	PASS
		37	38	5.51	<13	PASS
		75	0	5.54	<13	PASS
	MCH	1	0	5.53	<13	PASS
		1	37	4.27	<13	PASS
		1	74	7.58	<13	PASS
		37	0	5.47	<13	PASS
		37	18	5.47	<13	PASS
		37	38	5.45	<13	PASS
		75	0	5.46	<13	PASS
	HCH	1	0	5.69	<13	PASS
		1	37	4.97	<13	PASS
		1	74	6.9	<13	PASS
		37	0	5.48	<13	PASS
		37	18	5.43	<13	PASS
		37	38	5.48	<13	PASS
		75	0	5.44	<13	PASS
16QAM	LCH	1	0	6.51	<13	PASS
		1	37	5.25	<13	PASS
		1	74	7.5	<13	PASS
		37	0	5.49	<13	PASS
		37	18	5.55	<13	PASS
		37	38	5.53	<13	PASS
		75	0	6.7	<13	PASS
	MCH	1	0	6.01	<13	PASS
		1	37	5.27	<13	PASS
		1	74	7.4	<13	PASS
		37	0	5.46	<13	PASS
		37	18	5.46	<13	PASS
		37	38	5.5	<13	PASS

		75	0	6.56	<13	PASS
	HCH	1	0	6.62	<13	PASS
		1	37	5.68	<13	PASS
		1	74	7.23	<13	PASS
		37	0	5.49	<13	PASS
		37	18	5.47	<13	PASS
		37	38	5.45	<13	PASS
		75	0	6.61	<13	PASS

Channel Bandwidth: 20 MHz

Channel Bandwidth: 20 MHz						
Modulation	Channel	RB Configuration		Peak-to-Average Ratio [dB]	Limit [dB]	Verdict
		Size	Offset			
QPSK	LCH	1	0	8.78	<13	PASS
		1	49	4.03	<13	PASS
		1	99	8.48	<13	PASS
		50	0	5.95	<13	PASS
		50	25	5.92	<13	PASS
		50	50	6.22	<13	PASS
		100	0	6.16	<13	PASS
	MCH	1	0	8.73	<13	PASS
		1	49	4.16	<13	PASS
		1	99	8.74	<13	PASS
		50	0	5.88	<13	PASS
		50	25	5.85	<13	PASS
		50	50	6.17	<13	PASS
		100	0	6.05	<13	PASS
	HCH	1	0	8.59	<13	PASS
		1	49	4.82	<13	PASS
		1	99	8.64	<13	PASS
		50	0	5.96	<13	PASS
		50	25	5.98	<13	PASS
		50	50	6.36	<13	PASS
		100	0	6.05	<13	PASS
16QAM	LCH	1	0	8.67	<13	PASS
		1	49	4.76	<13	PASS
		1	99	8.4	<13	PASS
		50	0	6	<13	PASS

		50	25	5.95	<13	PASS
		50	50	6.23	<13	PASS
		100	0	7.12	<13	PASS
	MCH	1	0	8.65	<13	PASS
		1	49	4.9	<13	PASS
		1	99	8.55	<13	PASS
		50	0	5.88	<13	PASS
		50	25	5.85	<13	PASS
		50	50	6.17	<13	PASS
		100	0	6.99	<13	PASS
	HCH	1	0	8.52	<13	PASS
		1	49	5.59	<13	PASS
		1	99	8.6	<13	PASS
		50	0	5.95	<13	PASS
		50	25	5.97	<13	PASS
		50	50	6.31	<13	PASS
		100	0	7.1	<13	PASS

Test Graphs
Channel Bandwidth: 1.4 MHz

(Channel Bandwidth: 1.4 MHz)_LCH_QPSK_1RB#0

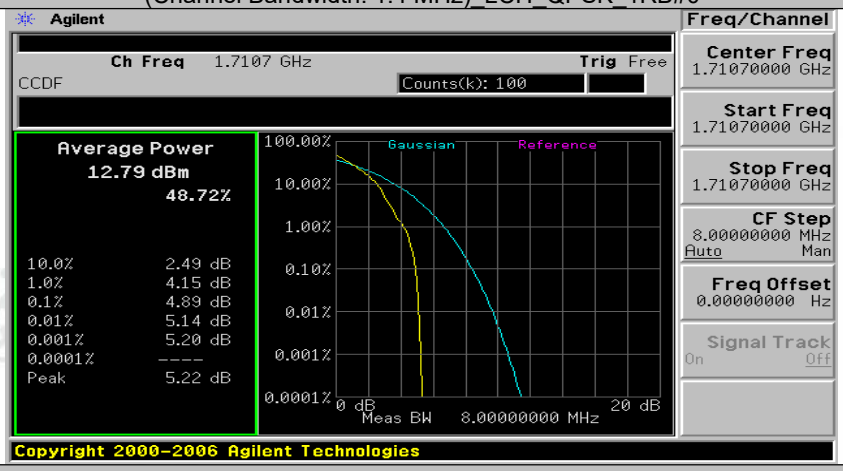

(Channel Bandwidth: 1.4 MHz)_LCH_QPSK_1RB#3

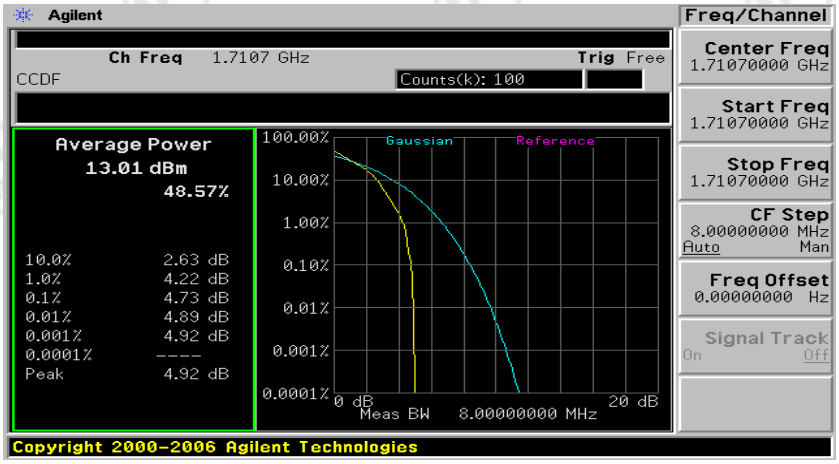

(Channel Bandwidth: 1.4 MHz)_LCH_QPSK_1RB#5

(Channel Bandwidth: 1.4 MHz)_LCH_QPSK_3RB#0

(Channel Bandwidth: 1.4 MHz)_LCH_QPSK_3RB#2

(Channel Bandwidth: 1.4 MHz)_LCH_QPSK_3RB#3

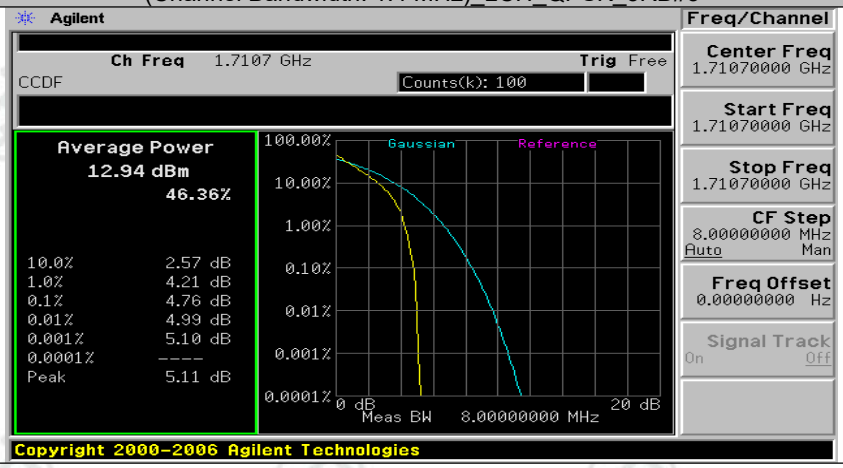

(Channel Bandwidth: 1.4 MHz)_LCH_QPSK_6RB#0

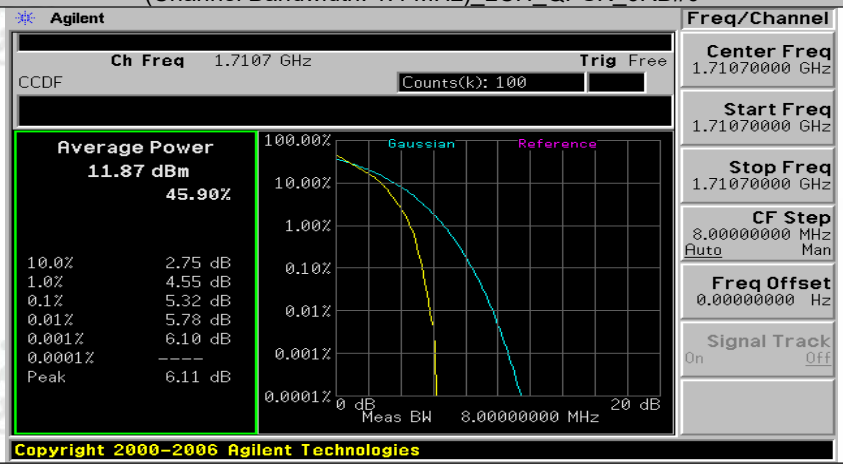

(Channel Bandwidth: 1.4 MHz)_MCH_QPSK_1RB#0

(Channel Bandwidth: 1.4 MHz)_MCH_QPSK_1RB#3

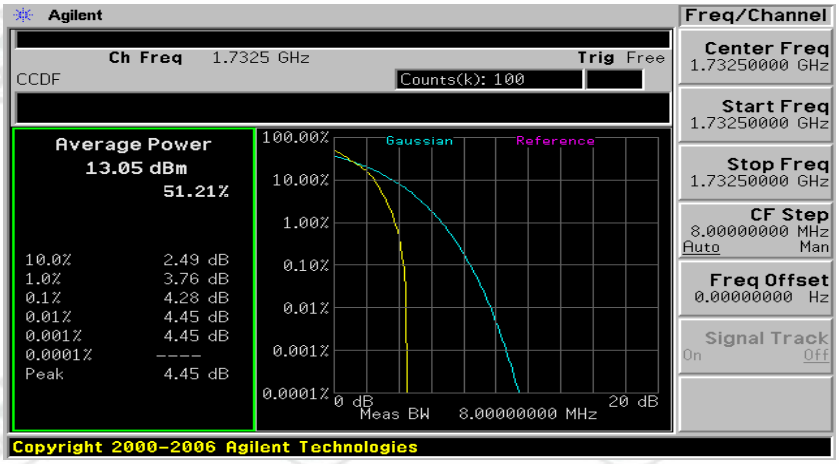

(Channel Bandwidth: 1.4 MHz)_MCH_QPSK_1RB#5

(Channel Bandwidth: 1.4 MHz)_MCH_QPSK_3RB#0

(Channel Bandwidth: 1.4 MHz)_MCH_QPSK_3RB#2

(Channel Bandwidth: 1.4 MHz)_MCH_QPSK_3RB#3

(Channel Bandwidth: 1.4 MHz)_MCH_QPSK_6RB#0

(Channel Bandwidth: 1.4 MHz)_HCH_QPSK_1RB#0

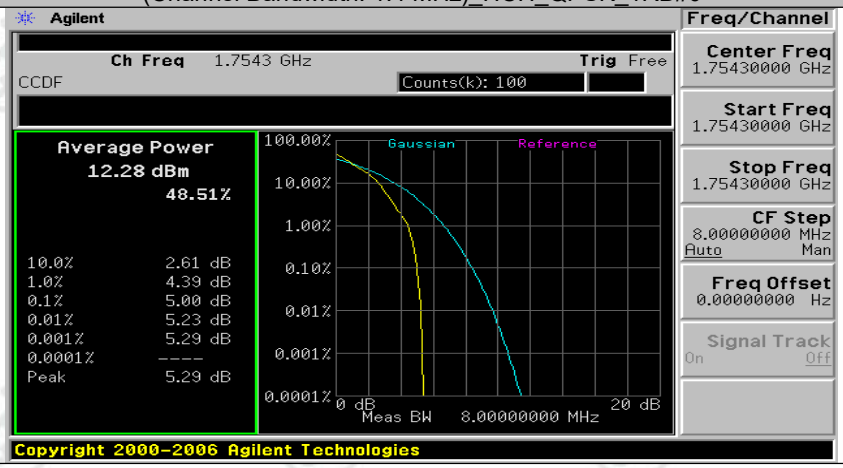

(Channel Bandwidth: 1.4 MHz)_HCH_QPSK_1RB#3

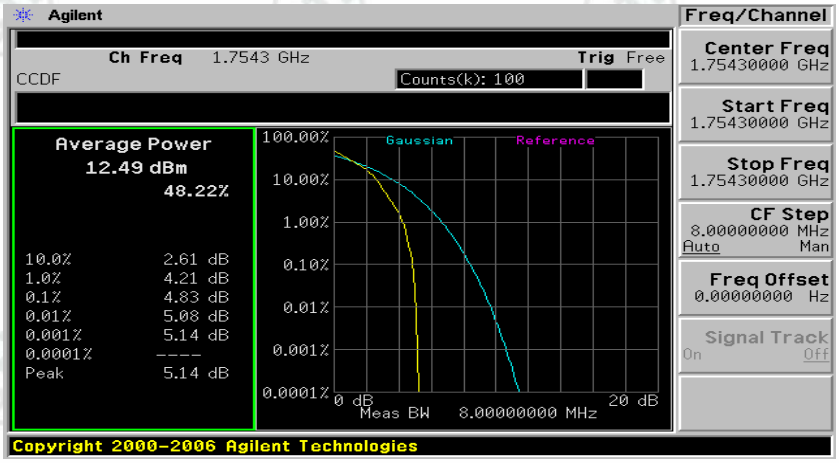

(Channel Bandwidth: 1.4 MHz)_HCH_QPSK_1RB#5

(Channel Bandwidth: 1.4 MHz)_HCH_QPSK_3RB#0

(Channel Bandwidth: 1.4 MHz)_HCH_QPSK_3RB#2

(Channel Bandwidth: 1.4 MHz)_HCH_QPSK_3RB#3

(Channel Bandwidth: 1.4 MHz)_HCH_QPSK_6RB#0

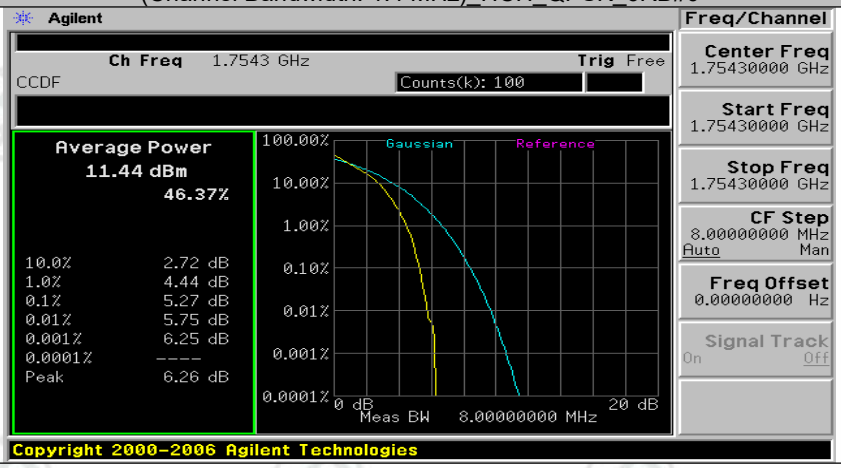

(Channel Bandwidth: 1.4 MHz)_LCH_16QAM_1RB#0

(Channel Bandwidth: 1.4 MHz)_LCH_16QAM_1RB#3

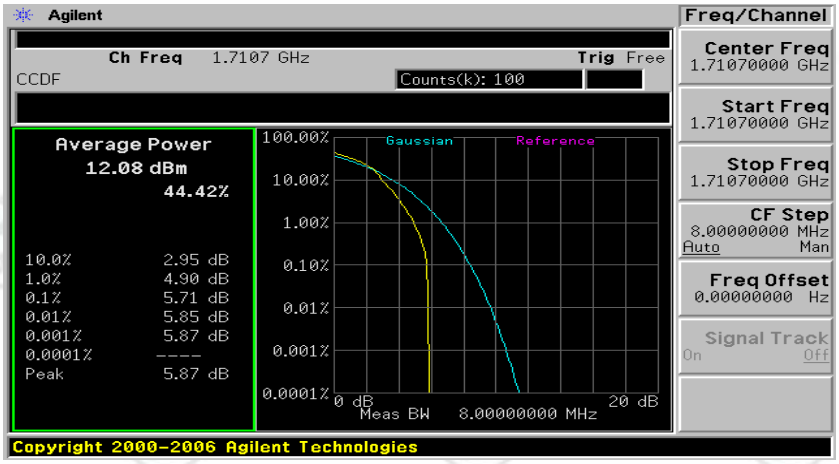

(Channel Bandwidth: 1.4 MHz)_LCH_16QAM_1RB#5

(Channel Bandwidth: 1.4 MHz)_LCH_16QAM_3RB#0

(Channel Bandwidth: 1.4 MHz)_LCH_16QAM_3RB#2

(Channel Bandwidth: 1.4 MHz)_LCH_16QAM_3RB#3

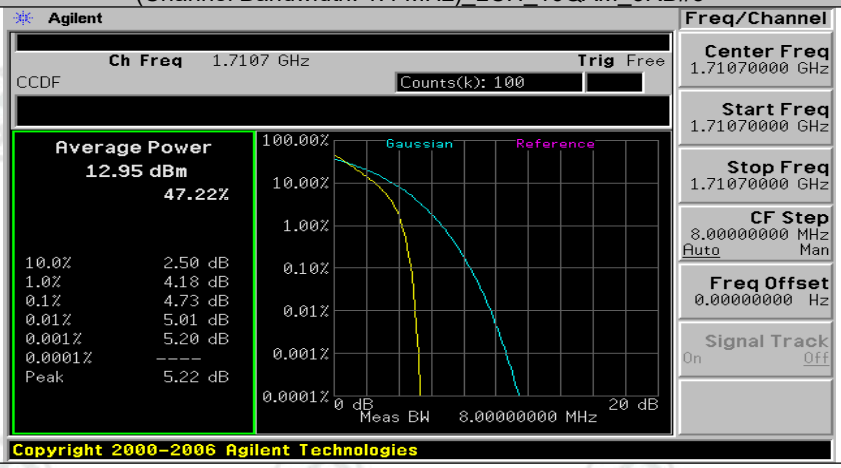

(Channel Bandwidth: 1.4 MHz)_LCH_16QAM_6RB#0

(Channel Bandwidth: 1.4 MHz)_MCH_16QAM_1RB#0

(Channel Bandwidth: 1.4 MHz)_MCH_16QAM_1RB#3

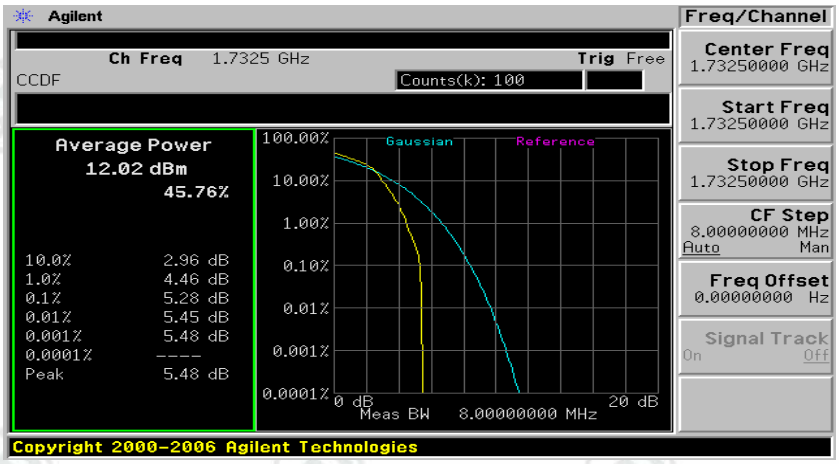

(Channel Bandwidth: 1.4 MHz)_MCH_16QAM_1RB#5

(Channel Bandwidth: 1.4 MHz)_MCH_16QAM_3RB#0

(Channel Bandwidth: 1.4 MHz)_MCH_16QAM_3RB#2

(Channel Bandwidth: 1.4 MHz)_MCH_16QAM_3RB#3

(Channel Bandwidth: 1.4 MHz)_MCH_16QAM_6RB#0

(Channel Bandwidth: 1.4 MHz)_HCH_16QAM_1RB#0

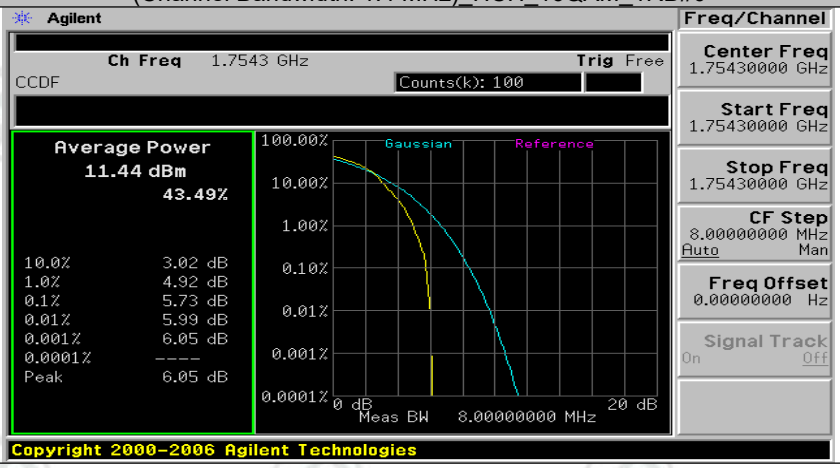

(Channel Bandwidth: 1.4 MHz)_HCH_16QAM_1RB#3

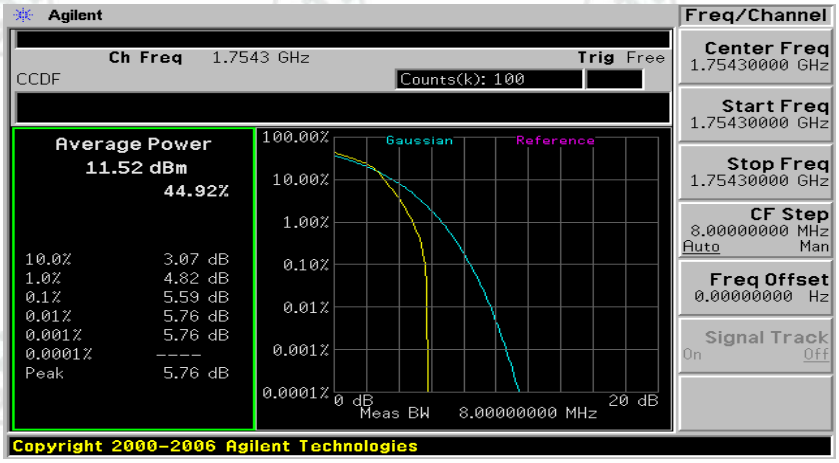

(Channel Bandwidth: 1.4 MHz)_HCH_16QAM_1RB#5

(Channel Bandwidth: 1.4 MHz)_HCH_16QAM_3RB#0

(Channel Bandwidth: 1.4 MHz)_HCH_16QAM_3RB#2

(Channel Bandwidth: 1.4 MHz)_HCH_16QAM_3RB#3

(Channel Bandwidth: 1.4 MHz)_HCH_16QAM_6RB#0

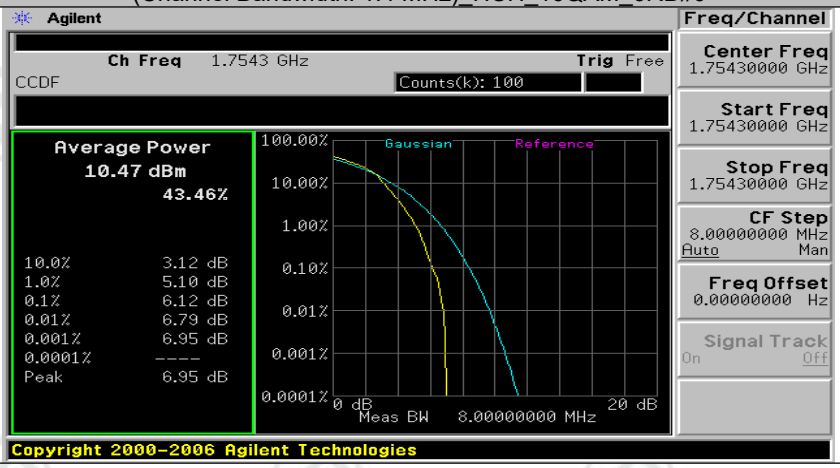

Channel Bandwidth: 3 MHz

(Channel Bandwidth: 3 MHz)_LCH_QPSK_1RB#0

(Channel Bandwidth: 3 MHz)_LCH_QPSK_1RB#7

(Channel Bandwidth: 3 MHz)_LCH_QPSK_1RB#14

(Channel Bandwidth: 3 MHz)_LCH_QPSK_8RB#0

(Channel Bandwidth: 3 MHz)_LCH_QPSK_8RB#4

(Channel Bandwidth: 3 MHz)_LCH_QPSK_8RB#7

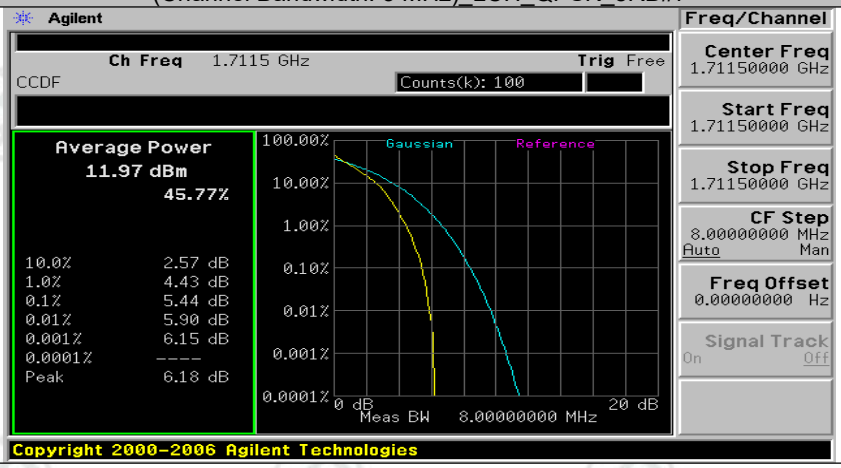

(Channel Bandwidth: 3 MHz)_LCH_QPSK_15RB#0

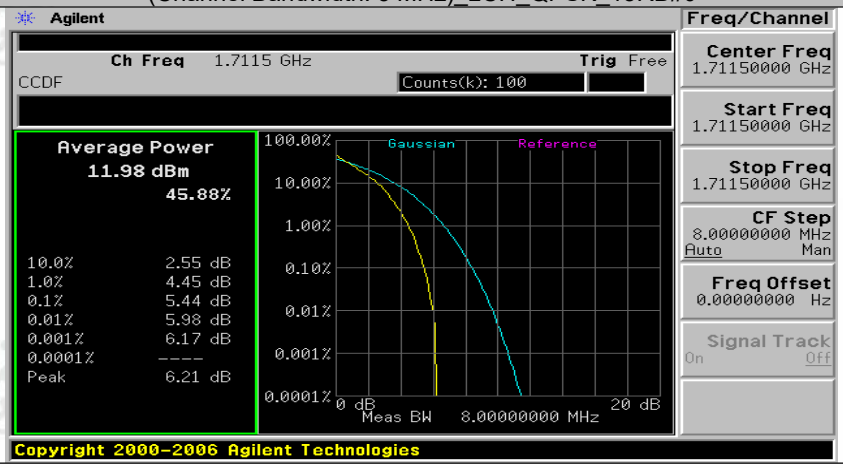

(Channel Bandwidth: 3 MHz)_MCH_QPSK_1RB#0

(Channel Bandwidth: 3 MHz)_MCH_QPSK_1RB#7

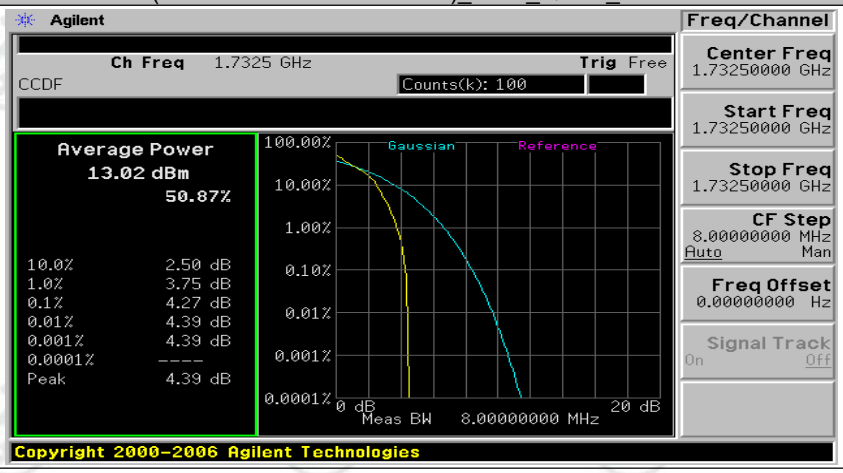

(Channel Bandwidth: 3 MHz)_MCH_QPSK_1RB#14

(Channel Bandwidth: 3 MHz)_MCH_QPSK_8RB#0

(Channel Bandwidth: 3 MHz)_MCH_QPSK_8RB#4

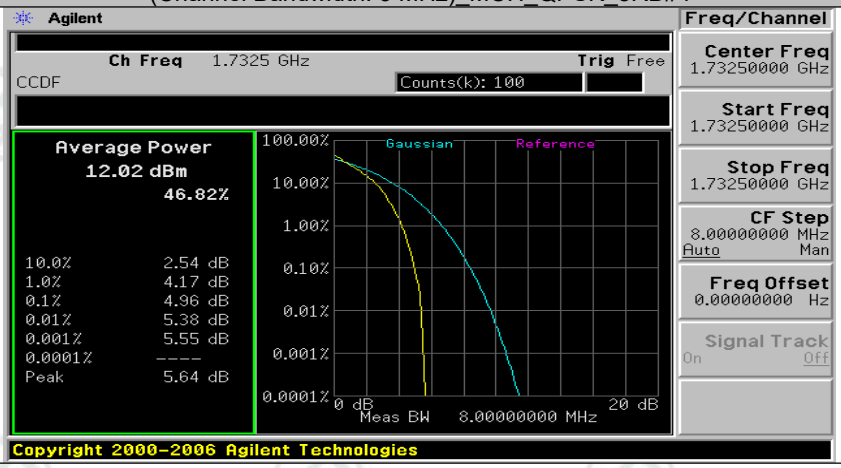

(Channel Bandwidth: 3 MHz)_MCH_QPSK_8RB#7

(Channel Bandwidth: 3 MHz)_MCH_QPSK_15RB#0

(Channel Bandwidth: 3 MHz)_HCH_QPSK_1RB#0

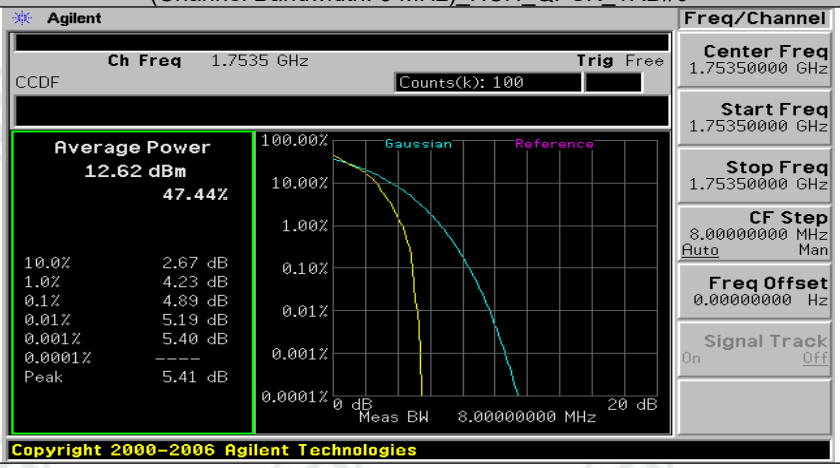

(Channel Bandwidth: 3 MHz)_HCH_QPSK_1RB#7

(Channel Bandwidth: 3 MHz)_HCH_QPSK_1RB#14

(Channel Bandwidth: 3 MHz)_HCH_QPSK_8RB#0

(Channel Bandwidth: 3 MHz)_HCH_QPSK_8RB#4

(Channel Bandwidth: 3 MHz)_HCH_QPSK_8RB#7

(Channel Bandwidth: 3 MHz)_HCH_QPSK_15RB#0

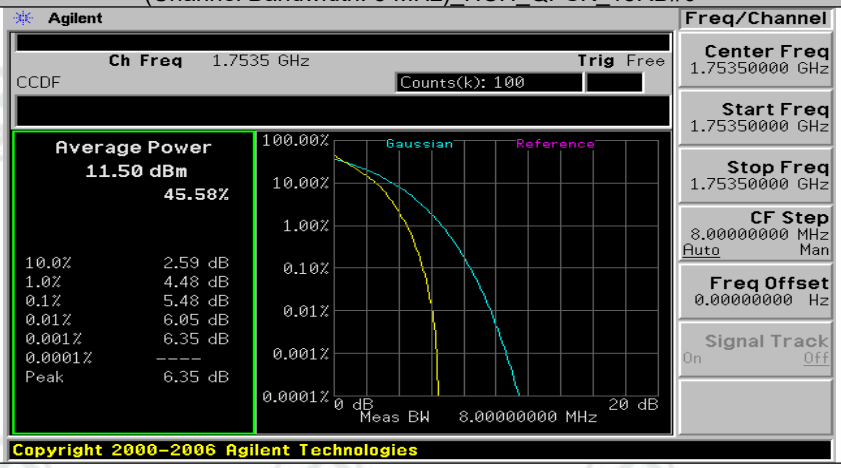

(Channel Bandwidth: 3 MHz)_LCH_16QAM_1RB#0

(Channel Bandwidth: 3 MHz)_LCH_16QAM_1RB#7

(Channel Bandwidth: 3 MHz)_LCH_16QAM_1RB#14

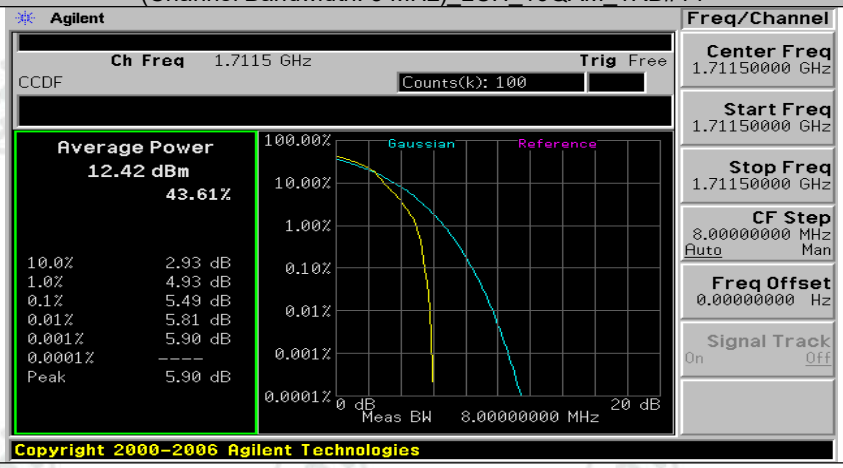

(Channel Bandwidth: 3 MHz)_LCH_16QAM_8RB#0

(Channel Bandwidth: 3 MHz)_LCH_16QAM_8RB#4

(Channel Bandwidth: 3 MHz)_LCH_16QAM_8RB#7

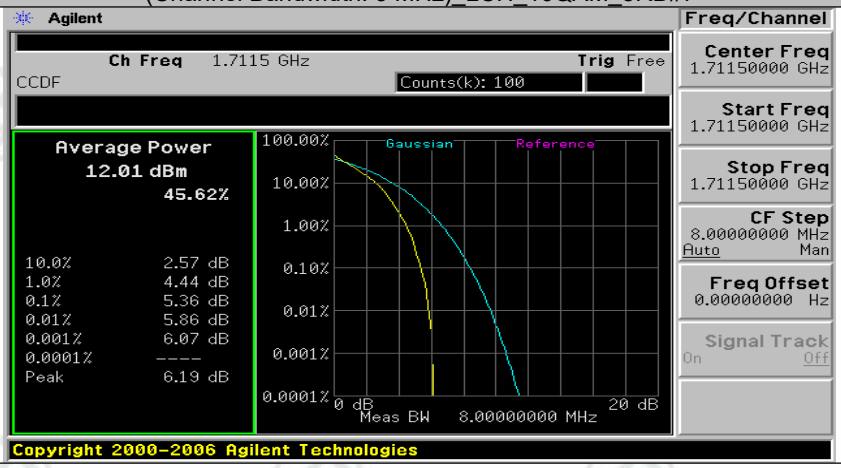

(Channel Bandwidth: 3 MHz)_LCH_16QAM_15RB#0

(Channel Bandwidth: 3 MHz)_MCH_16QAM_1RB#0

(Channel Bandwidth: 3 MHz)_MCH_16QAM_1RB#7

(Channel Bandwidth: 3 MHz)_MCH_16QAM_1RB#14

(Channel Bandwidth: 3 MHz)_MCH_16QAM_8RB#0

(Channel Bandwidth: 3 MHz)_MCH_16QAM_8RB#4

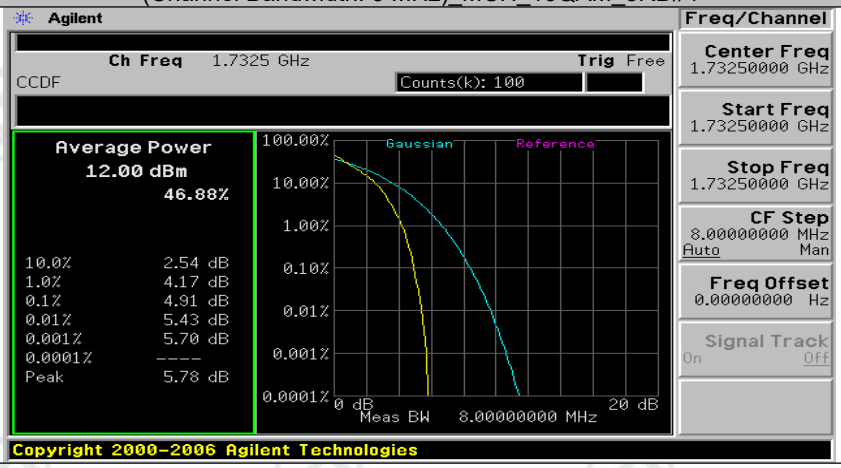

(Channel Bandwidth: 3 MHz)_MCH_16QAM_8RB#7

(Channel Bandwidth: 3 MHz)_MCH_16QAM_15RB#0

(Channel Bandwidth: 3 MHz)_HCH_16QAM_1RB#0

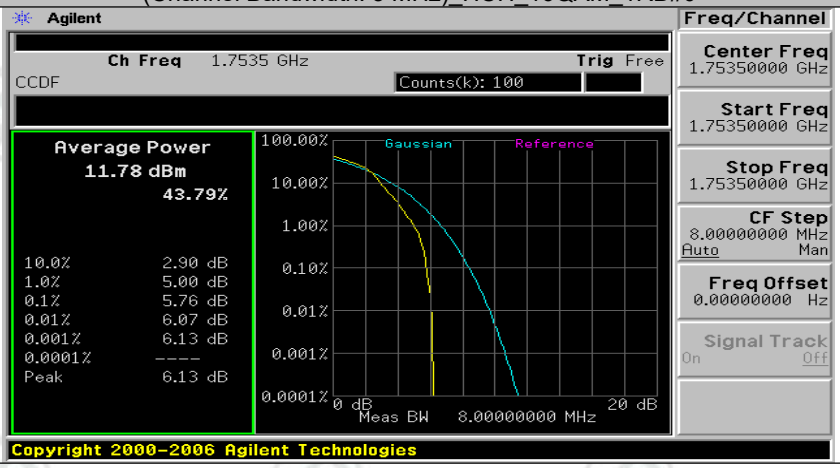

(Channel Bandwidth: 3 MHz)_HCH_16QAM_1RB#7

(Channel Bandwidth: 3 MHz)_HCH_16QAM_1RB#14

(Channel Bandwidth: 3 MHz)_HCH_16QAM_8RB#0

(Channel Bandwidth: 3 MHz)_HCH_16QAM_8RB#4

(Channel Bandwidth: 3 MHz)_HCH_16QAM_8RB#7

(Channel Bandwidth: 3 MHz)_HCH_16QAM_15RB#0

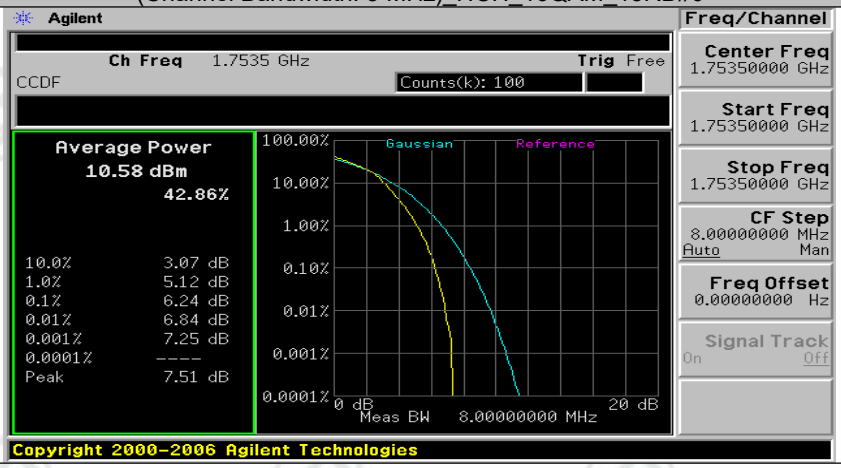

Channel Bandwidth: 5 MHz

(Channel Bandwidth: 5 MHz)_LCH_QPSK_1RB#0

(Channel Bandwidth: 5 MHz)_LCH_QPSK_1RB#12

(Channel Bandwidth: 5 MHz)_LCH_QPSK_1RB#24

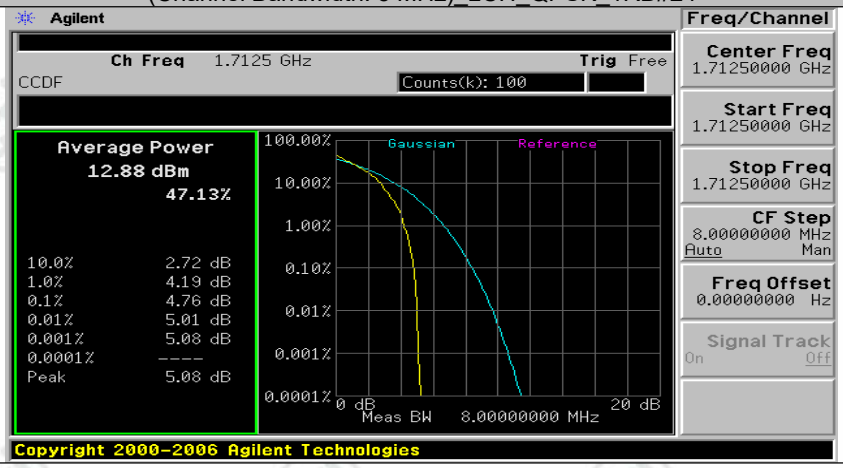

(Channel Bandwidth: 5 MHz)_LCH_QPSK_12RB#0

(Channel Bandwidth: 5 MHz)_LCH_QPSK_12RB#6

(Channel Bandwidth: 5 MHz)_LCH_QPSK_12RB#13

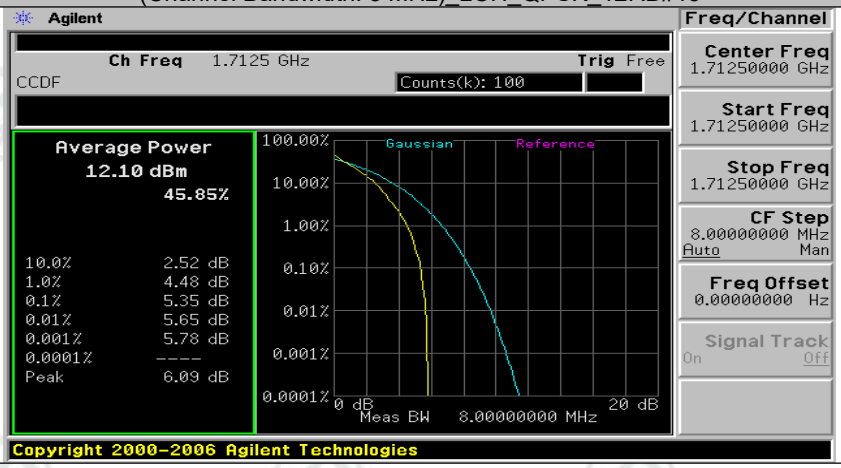

(Channel Bandwidth: 5 MHz)_LCH_QPSK_25RB#0

(Channel Bandwidth: 5 MHz)_MCH_QPSK_1RB#0

(Channel Bandwidth: 5 MHz)_MCH_QPSK_1RB#12

(Channel Bandwidth: 5 MHz)_MCH_QPSK_1RB#24

(Channel Bandwidth: 5 MHz)_MCH_QPSK_12RB#0

(Channel Bandwidth: 5 MHz)_MCH_QPSK_12RB#6

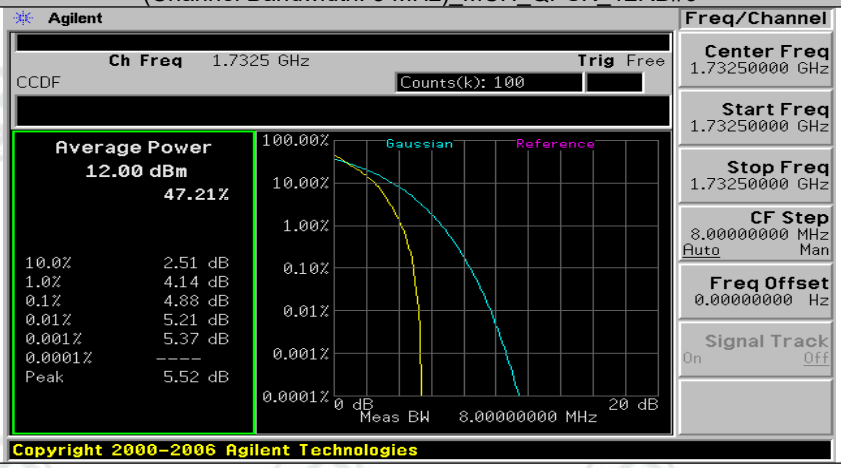

(Channel Bandwidth: 5 MHz)_MCH_QPSK_12RB#13

(Channel Bandwidth: 5 MHz)_MCH_QPSK_25RB#0

(Channel Bandwidth: 5 MHz)_HCH_QPSK_1RB#0

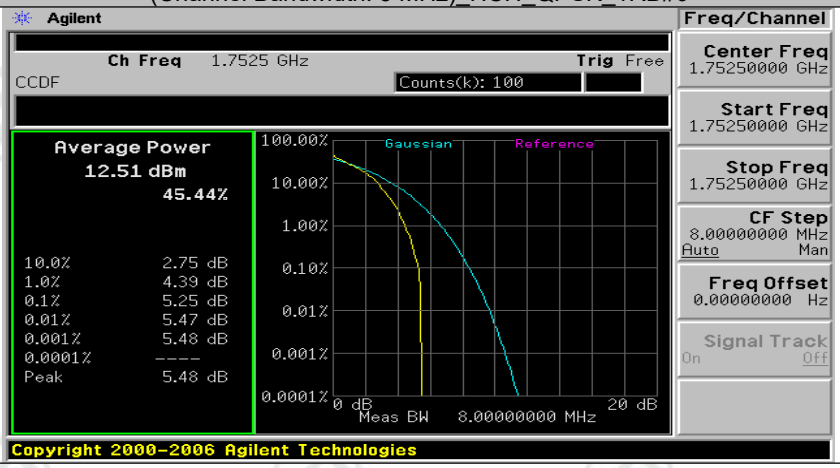

(Channel Bandwidth: 5 MHz)_HCH_QPSK_1RB#12

(Channel Bandwidth: 5 MHz)_HCH_QPSK_1RB#24

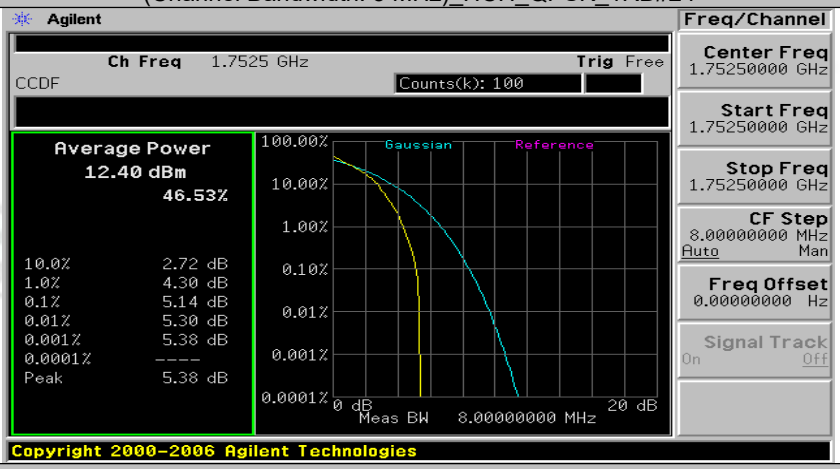

(Channel Bandwidth: 5 MHz)_HCH_QPSK_12RB#0

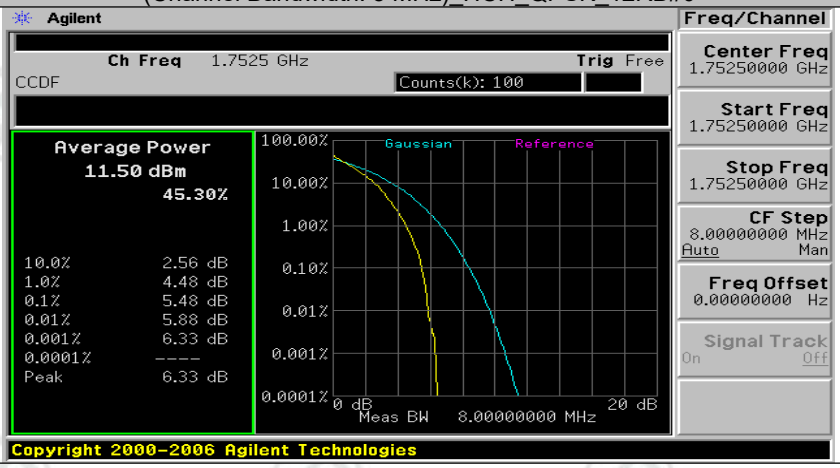

(Channel Bandwidth: 5 MHz)_HCH_QPSK_12RB#6

(Channel Bandwidth: 5 MHz)_HCH_QPSK_12RB#13

(Channel Bandwidth: 5 MHz)_HCH_QPSK_25RB#0

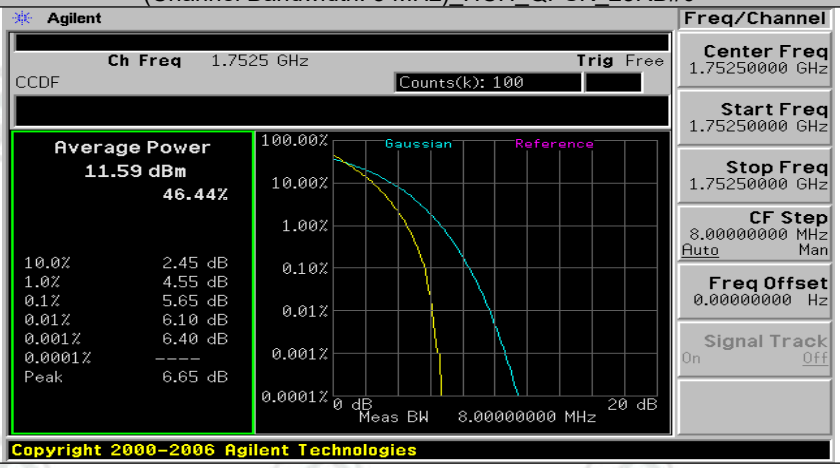

(Channel Bandwidth: 5 MHz)_LCH_16QAM_1RB#0

(Channel Bandwidth: 5 MHz)_LCH_16QAM_1RB#12

(Channel Bandwidth: 5 MHz)_LCH_16QAM_1RB#24

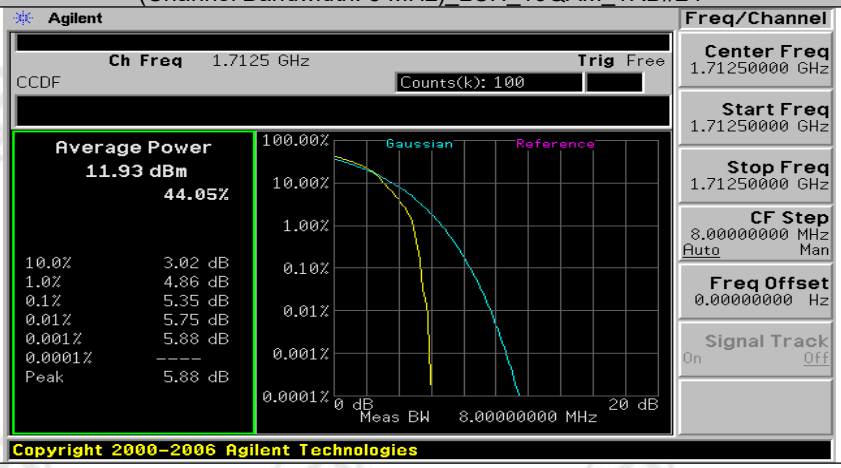

(Channel Bandwidth: 5 MHz)_LCH_16QAM_12RB#0

(Channel Bandwidth: 5 MHz)_LCH_16QAM_12RB#6

(Channel Bandwidth: 5 MHz)_LCH_16QAM_12RB#13

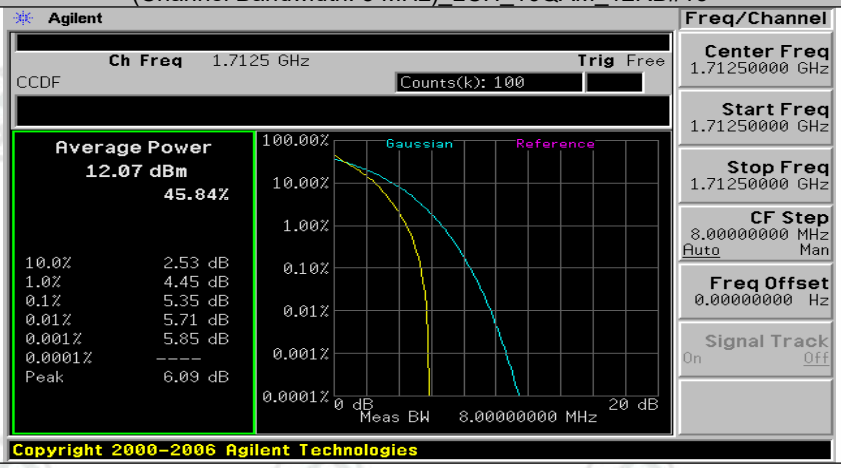

(Channel Bandwidth: 5 MHz)_LCH_16QAM_25RB#0

(Channel Bandwidth: 5 MHz)_MCH_16QAM_1RB#0

(Channel Bandwidth: 5 MHz)_MCH_16QAM_1RB#12

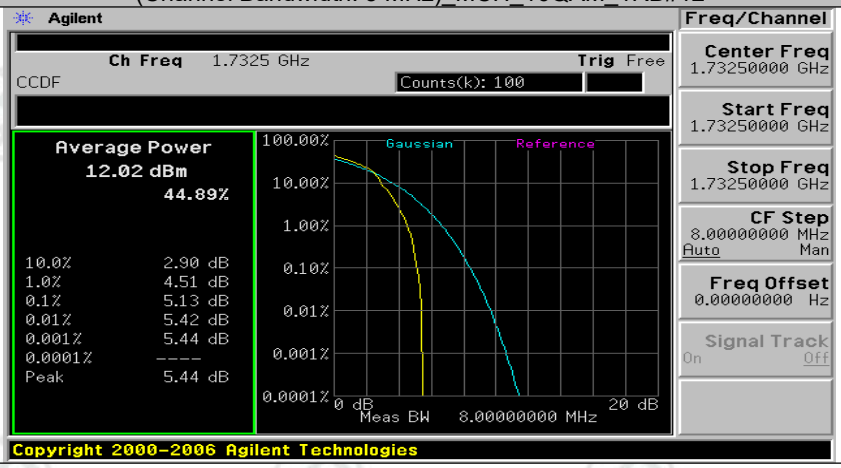

(Channel Bandwidth: 5 MHz)_MCH_16QAM_1RB#24

(Channel Bandwidth: 5 MHz)_MCH_16QAM_12RB#0

(Channel Bandwidth: 5 MHz)_MCH_16QAM_12RB#6

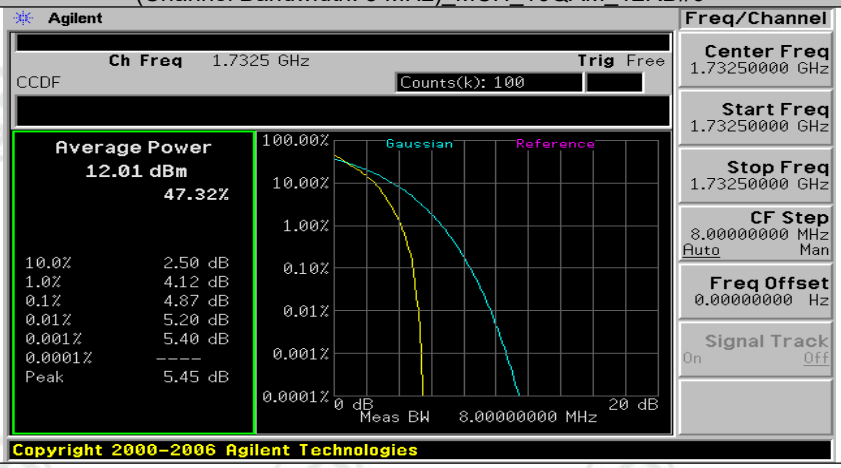

(Channel Bandwidth: 5 MHz)_MCH_16QAM_12RB#13

(Channel Bandwidth: 5 MHz)_MCH_16QAM_25RB#0

(Channel Bandwidth: 5 MHz)_HCH_16QAM_1RB#0

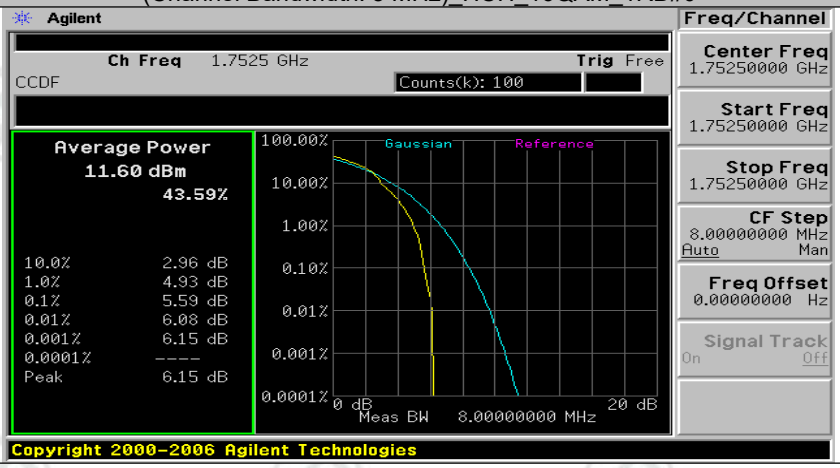

(Channel Bandwidth: 5 MHz)_HCH_16QAM_1RB#12

(Channel Bandwidth: 5 MHz)_HCH_16QAM_1RB#24

(Channel Bandwidth: 5 MHz)_HCH_16QAM_12RB#0

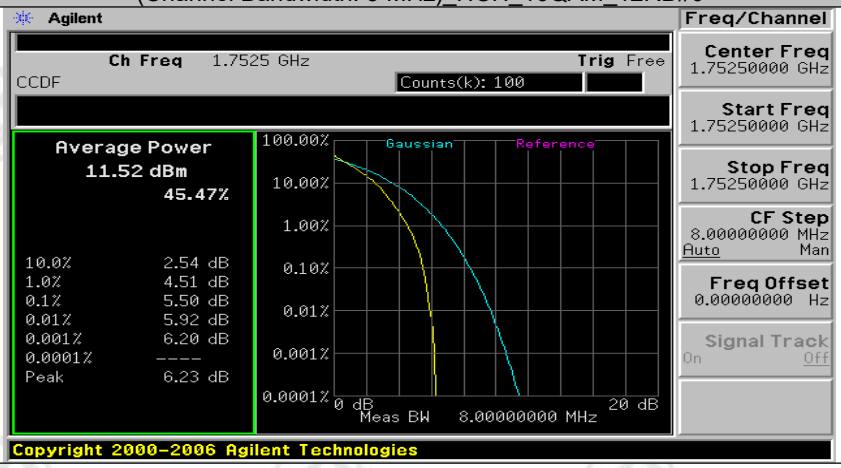

(Channel Bandwidth: 5 MHz)_HCH_16QAM_12RB#6

(Channel Bandwidth: 5 MHz)_HCH_16QAM_12RB#13

(Channel Bandwidth: 5 MHz)_HCH_16QAM_25RB#0

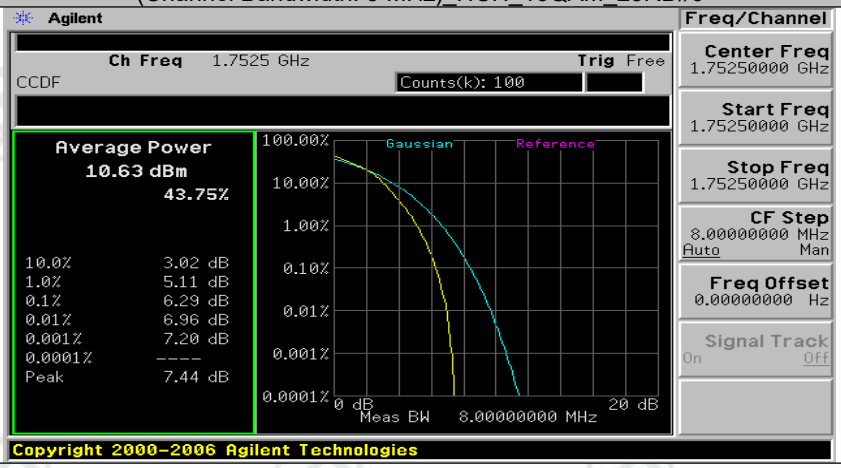

Channel Bandwidth: 10 MHz

Channel Bandwidth: 10 MHz_LCH_QPSK_1RB#0

Channel Bandwidth: 10 MHz_LCH_QPSK_1RB#24

Channel Bandwidth: 10 MHz_LCH_QPSK_1RB#49

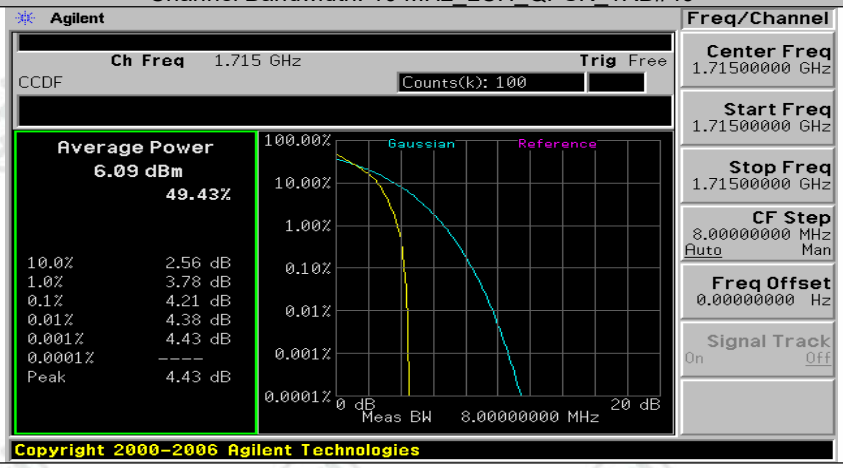

Channel Bandwidth: 10 MHz_LCH_QPSK_25RB#0

Channel Bandwidth: 10 MHz_LCH_QPSK_25RB#12

Channel Bandwidth: 10 MHz_LCH_QPSK_25RB#25

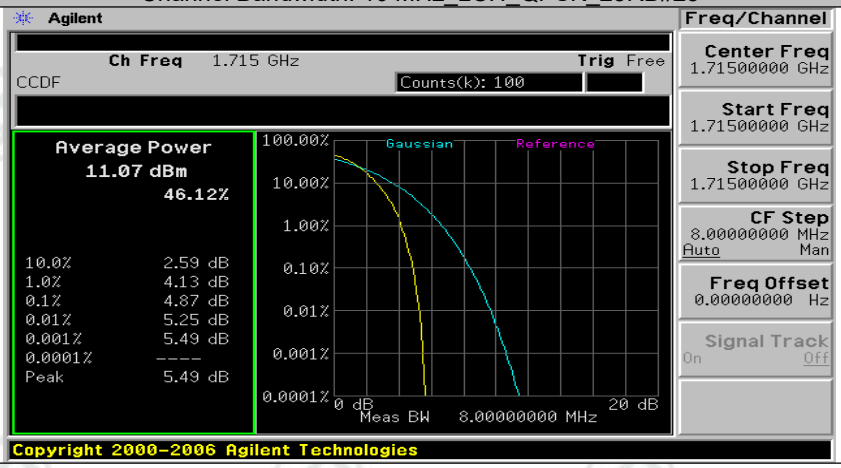

Channel Bandwidth: 10 MHz_LCH_QPSK_50RB#0

Channel Bandwidth: 10 MHz_MCH_QPSK_1RB#0

Channel Bandwidth: 10 MHz_MCH_QPSK_1RB#24

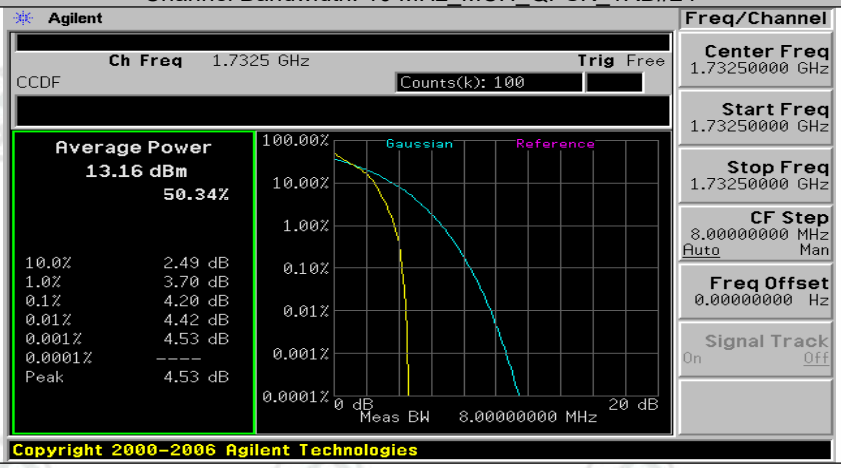

Channel Bandwidth: 10 MHz_MCH_QPSK_1RB#49

Channel Bandwidth: 10 MHz_MCH_QPSK_25RB#0

Channel Bandwidth: 10 MHz_MCH_QPSK_25RB#12

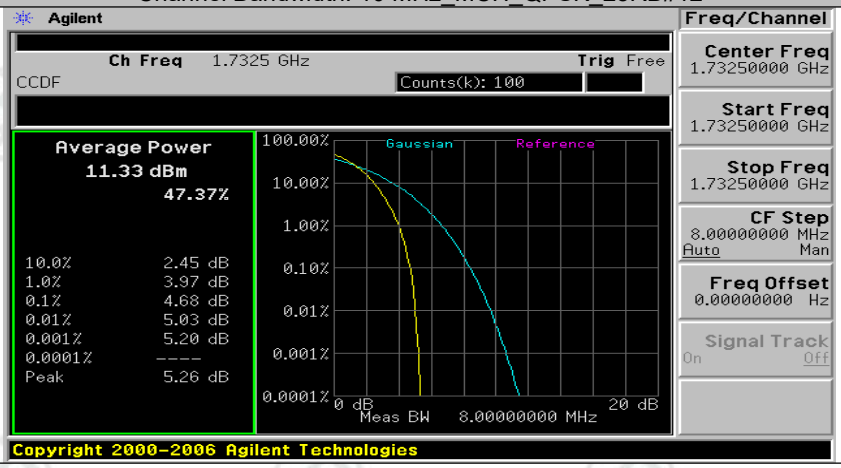

Channel Bandwidth: 10 MHz_MCH_QPSK_25RB#25

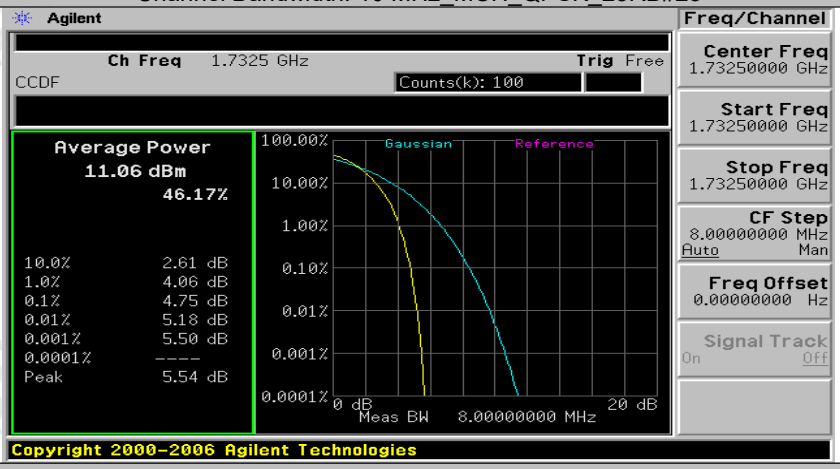

Channel Bandwidth: 10 MHz_MCH_QPSK_50RB#0

Channel Bandwidth: 10 MHz_HCH_QPSK_1RB#0

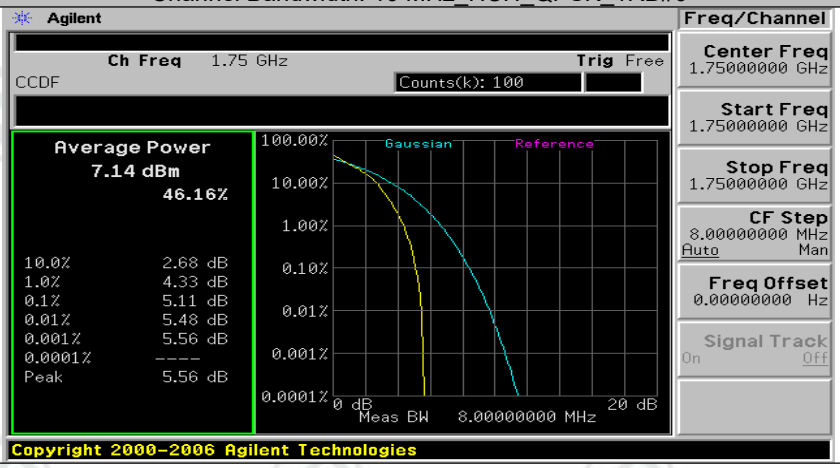

Channel Bandwidth: 10 MHz_HCH_QPSK_1RB#24

Channel Bandwidth: 10 MHz_HCH_QPSK_1RB#49

Channel Bandwidth: 10 MHz_HCH_QPSK_25RB#0

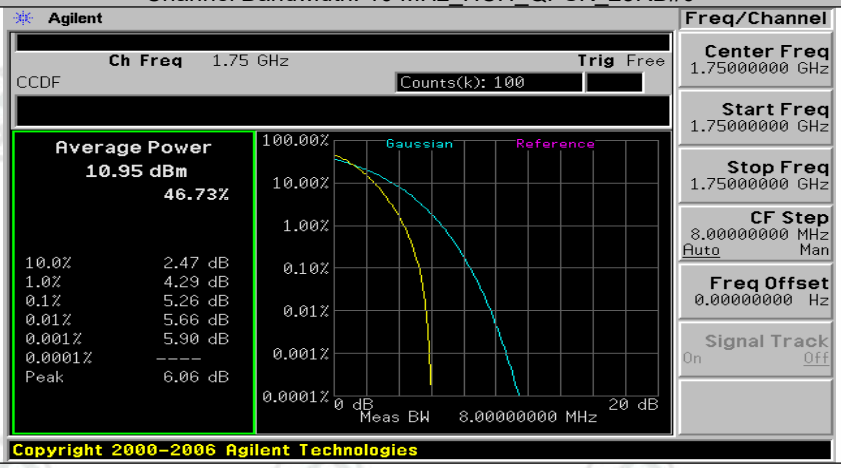

Channel Bandwidth: 10 MHz_HCH_QPSK_25RB#12

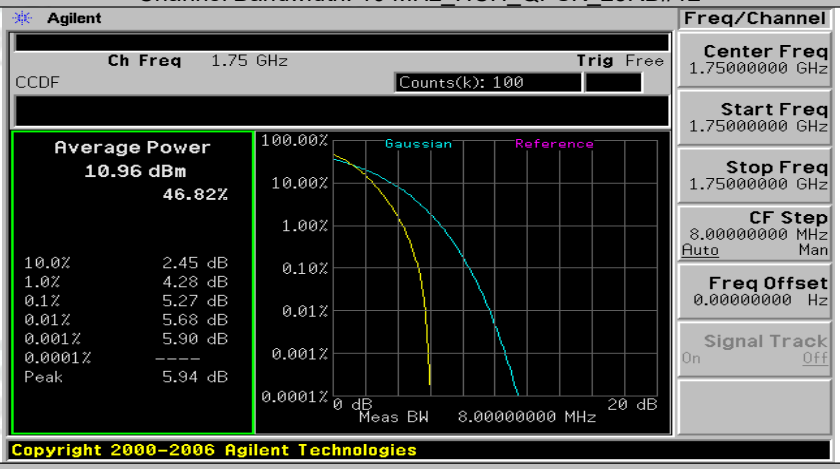

Channel Bandwidth: 10 MHz_HCH_QPSK_25RB#25

Channel Bandwidth: 10 MHz_HCH_QPSK_50RB#0

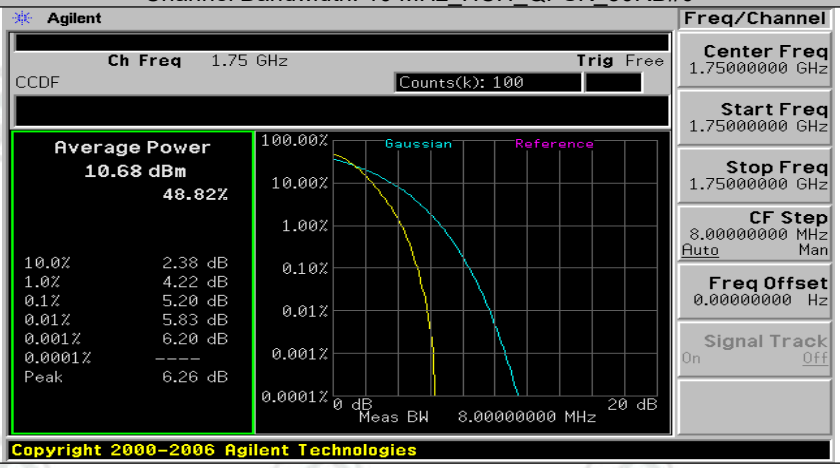

Channel Bandwidth: 10 MHz_LCH_16QAM_1RB#0

Channel Bandwidth: 10 MHz_LCH_16QAM_1RB#24

Channel Bandwidth: 10 MHz_LCH_16QAM_1RB#49

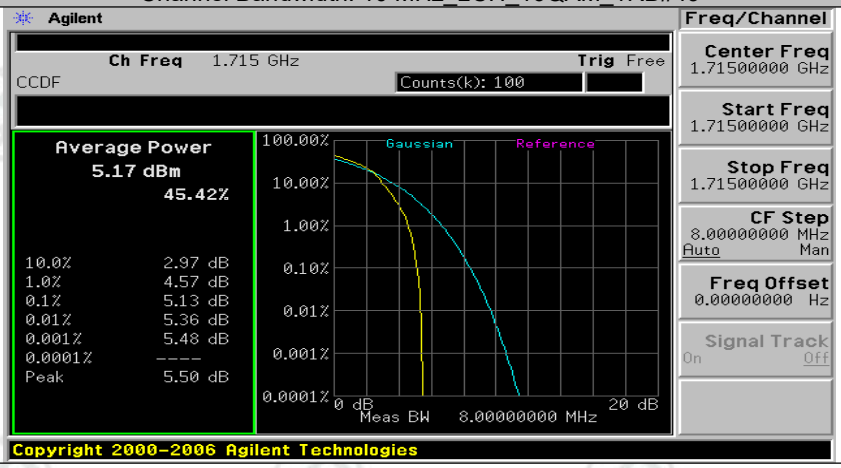

Channel Bandwidth: 10 MHz_LCH_16QAM_25RB#0

Channel Bandwidth: 10 MHz_LCH_16QAM_25RB#12

Channel Bandwidth: 10 MHz_LCH_16QAM_25RB#25

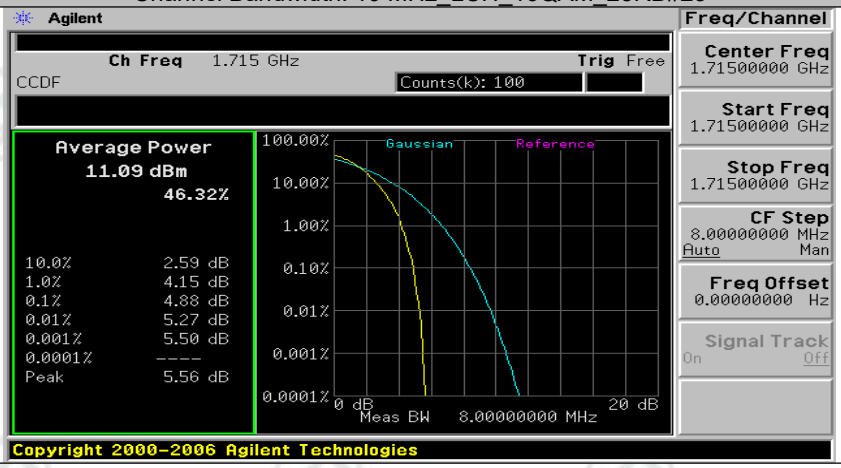

Channel Bandwidth: 10 MHz_LCH_16QAM_50RB#0

Channel Bandwidth: 10 MHz_MCH_16QAM_1RB#0

Channel Bandwidth: 10 MHz_MCH_16QAM_1RB#24

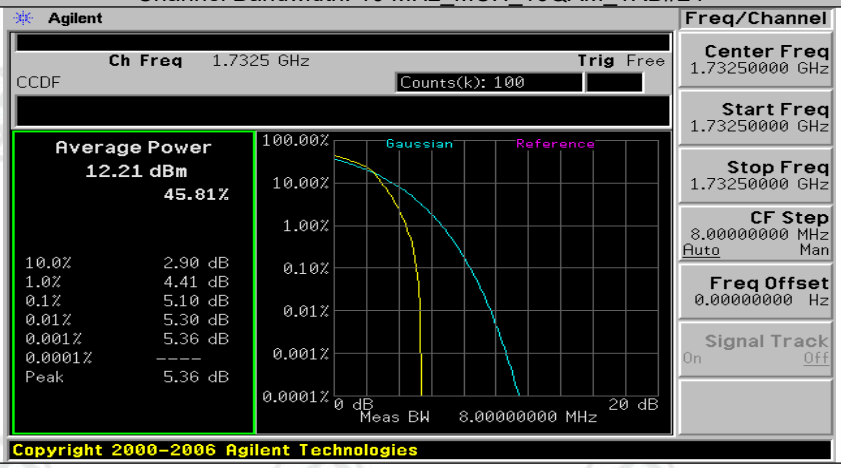

Channel Bandwidth: 10 MHz_MCH_16QAM_1RB#49

Channel Bandwidth: 10 MHz_MCH_16QAM_25RB#0

Channel Bandwidth: 10 MHz_MCH_16QAM_25RB#12

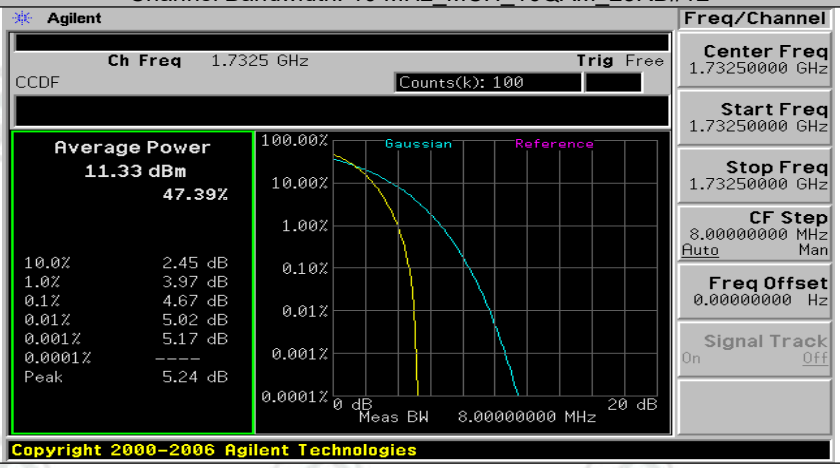

Channel Bandwidth: 10 MHz_MCH_16QAM_25RB#25

Channel Bandwidth: 10 MHz_MCH_16QAM_50RB#0

Channel Bandwidth: 10 MHz_HCH_16QAM_1RB#0

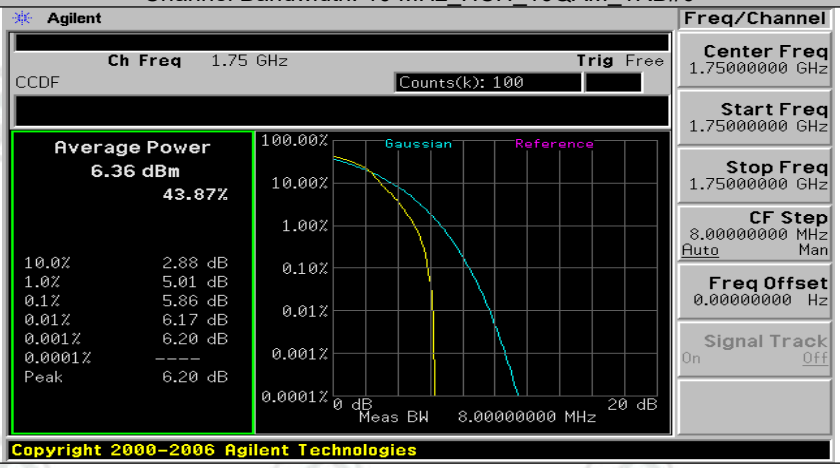

Channel Bandwidth: 10 MHz_HCH_16QAM_1RB#24

Channel Bandwidth: 10 MHz_HCH_16QAM_1RB#49

Channel Bandwidth: 10 MHz_HCH_16QAM_25RB#0

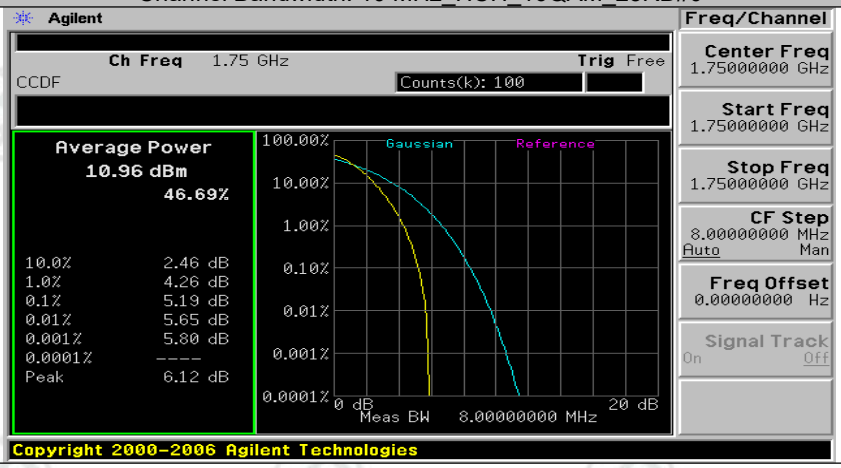

Channel Bandwidth: 10 MHz_HCH_16QAM_25RB#12

Channel Bandwidth: 10 MHz_HCH_16QAM_25RB#25

Channel Bandwidth: 10 MHz_HCH_16QAM_50RB#0

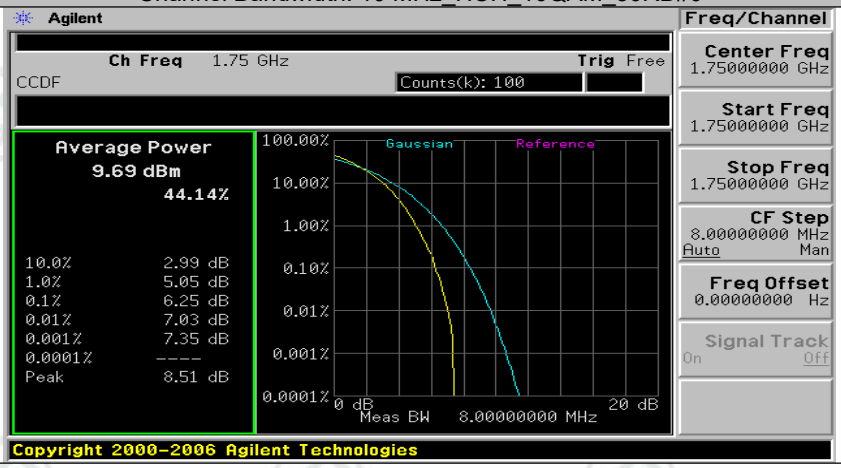

Channel Bandwidth: 15 MHz

(Channel Bandwidth:15 MHz)_LCH_QPSK_1RB#0

(Channel Bandwidth:15 MHz)_LCH_QPSK_1RB#37

(Channel Bandwidth:15 MHz)_LCH_QPSK_1RB#74

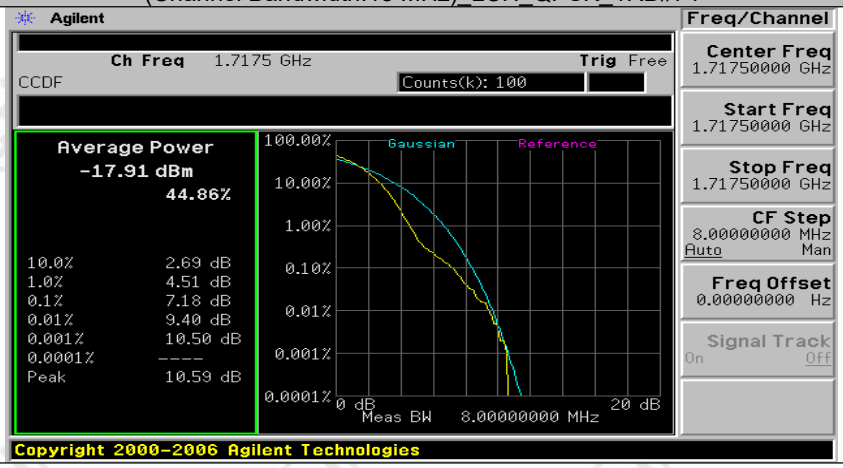

(Channel Bandwidth:15 MHz)_LCH_QPSK_37RB#0

(Channel Bandwidth:15 MHz)_LCH_QPSK_37RB#18

(Channel Bandwidth:15 MHz)_LCH_QPSK_37RB#38

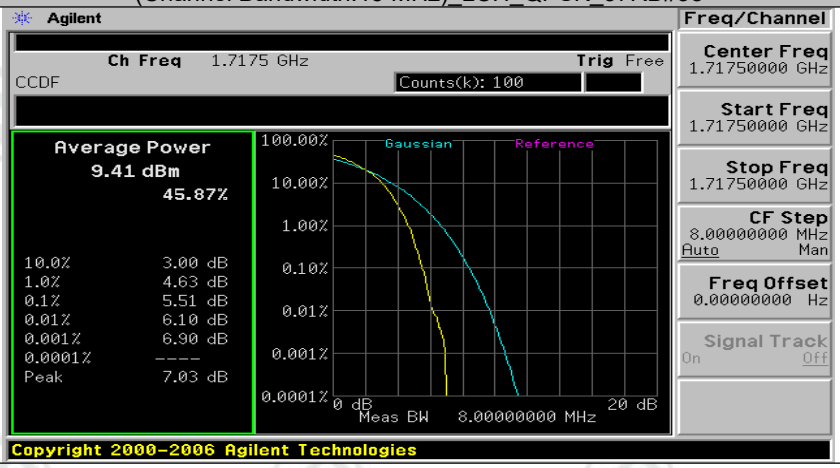

(Channel Bandwidth:15 MHz)_LCH_QPSK_75RB#0

(Channel Bandwidth:15 MHz)_MCH_QPSK_1RB#0

(Channel Bandwidth:15 MHz)_MCH_QPSK_1RB#37

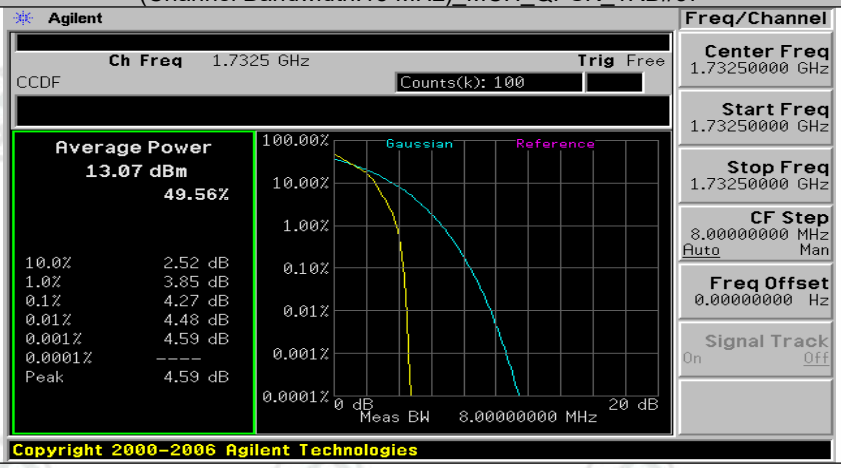

(Channel Bandwidth:15 MHz)_MCH_QPSK_1RB#74

(Channel Bandwidth:15 MHz)_MCH_QPSK_37RB#0

(Channel Bandwidth:15 MHz)_MCH_QPSK_37RB#18

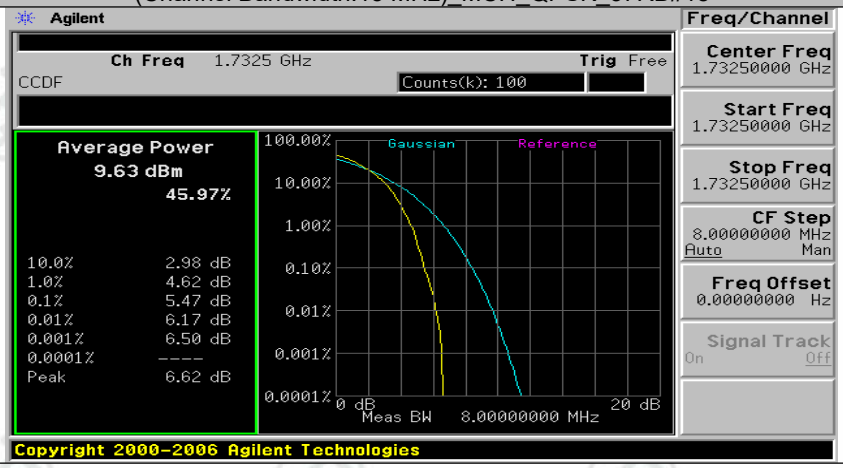

(Channel Bandwidth:15 MHz)_MCH_QPSK_37RB#38

(Channel Bandwidth:15 MHz)_MCH_QPSK_75RB#0

(Channel Bandwidth:15 MHz)_HCH_QPSK_1RB#0

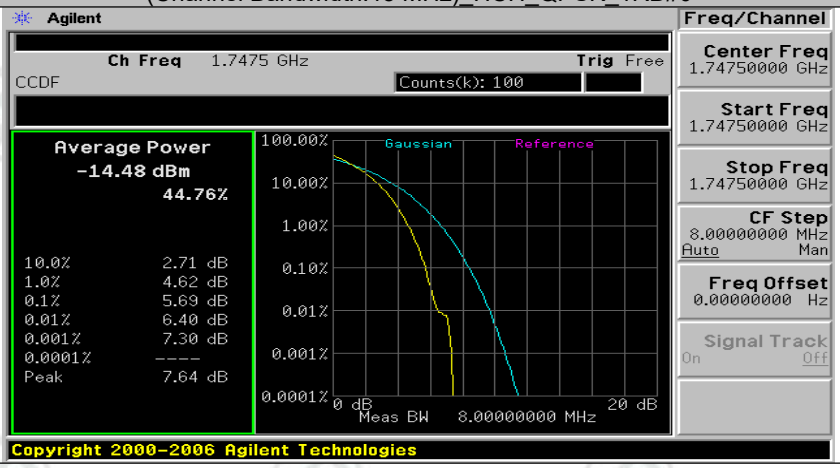

(Channel Bandwidth:15 MHz)_HCH_QPSK_1RB#37

(Channel Bandwidth:15 MHz)_HCH_QPSK_1RB#74

(Channel Bandwidth:15 MHz)_HCH_QPSK_37RB#0

(Channel Bandwidth:15 MHz)_HCH_QPSK_37RB#18

(Channel Bandwidth:15 MHz)_HCH_QPSK_37RB#38

(Channel Bandwidth:15 MHz)_HCH_QPSK_75RB#0

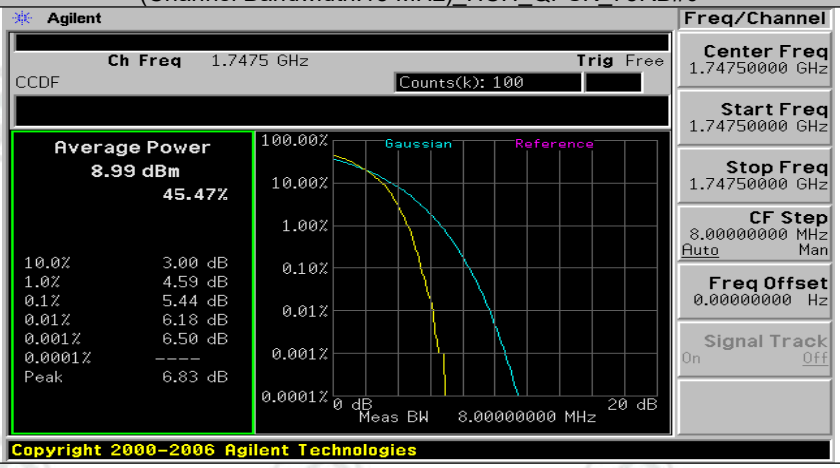

(Channel Bandwidth:15 MHz)_LCH_16QAM_1RB#0

(Channel Bandwidth:15 MHz)_LCH_16QAM_1RB#37

(Channel Bandwidth:15 MHz)_LCH_16QAM_1RB#74

(Channel Bandwidth:15 MHz)_LCH_16QAM_37RB#0

(Channel Bandwidth:15 MHz)_LCH_16QAM_37RB#18

(Channel Bandwidth:15 MHz)_LCH_16QAM_37RB#38

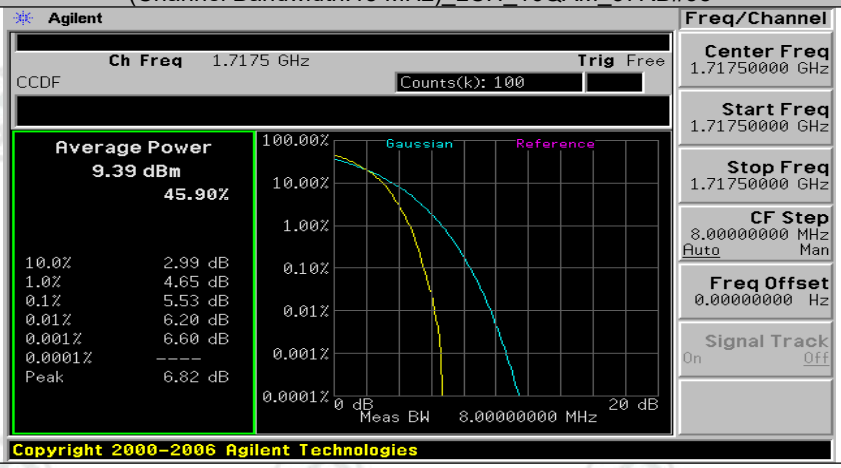

(Channel Bandwidth:15 MHz)_LCH_16QAM_75RB#0

(Channel Bandwidth:15 MHz)_MCH_16QAM_1RB#0

(Channel Bandwidth:15 MHz)_MCH_16QAM_1RB#37

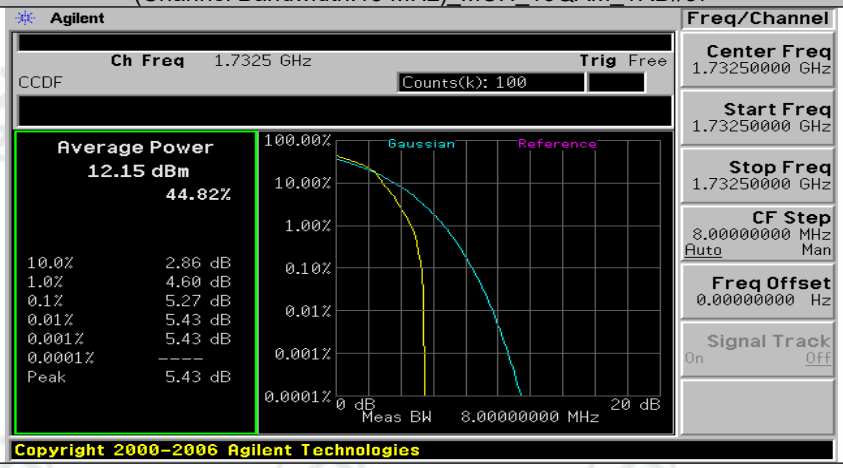

(Channel Bandwidth:15 MHz)_MCH_16QAM_1RB#74

(Channel Bandwidth:15 MHz)_MCH_16QAM_37RB#0

(Channel Bandwidth:15 MHz)_MCH_16QAM_37RB#18

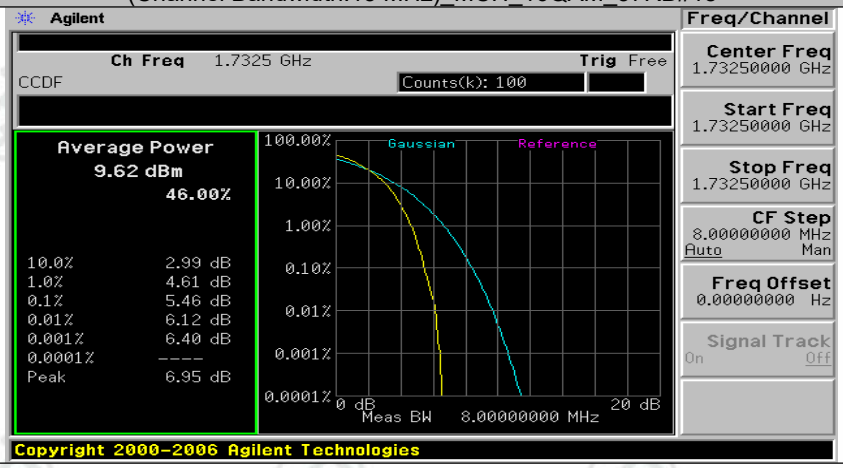

(Channel Bandwidth:15 MHz)_MCH_16QAM_37RB#38

(Channel Bandwidth:15 MHz)_MCH_16QAM_75RB#0

(Channel Bandwidth:15 MHz)_HCH_16QAM_1RB#0

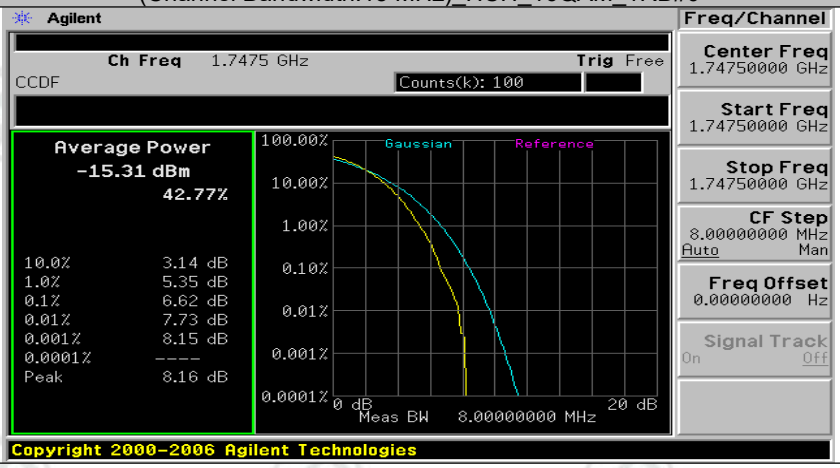

(Channel Bandwidth:15 MHz)_HCH_16QAM_1RB#37

(Channel Bandwidth:15 MHz)_HCH_16QAM_1RB#74

(Channel Bandwidth:15 MHz)_HCH_16QAM_37RB#0

(Channel Bandwidth:15 MHz)_HCH_16QAM_37RB#18

(Channel Bandwidth:15 MHz)_HCH_16QAM_37RB#38

(Channel Bandwidth:15 MHz)_HCH_16QAM_75RB#0

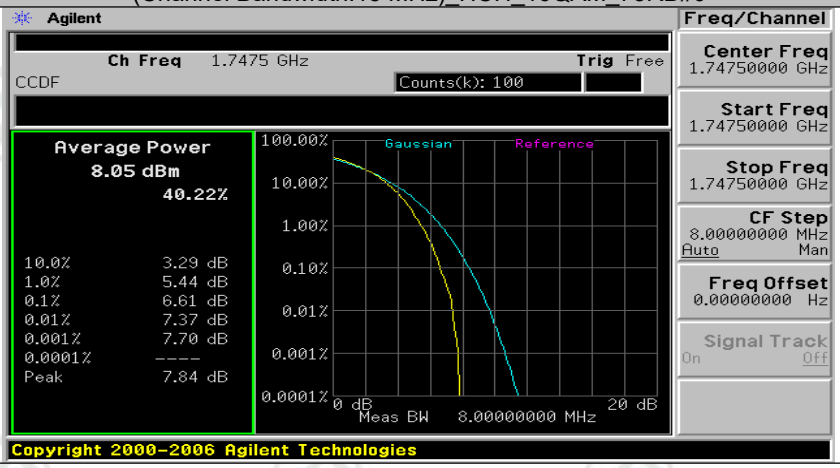

Channel Bandwidth: 20 MHz

(Channel Bandwidth:20 MHz)_LCH_QPSK_1RB#0

(Channel Bandwidth:20 MHz)_LCH_QPSK_1RB#49

(Channel Bandwidth:20 MHz)_LCH_QPSK_1RB#99

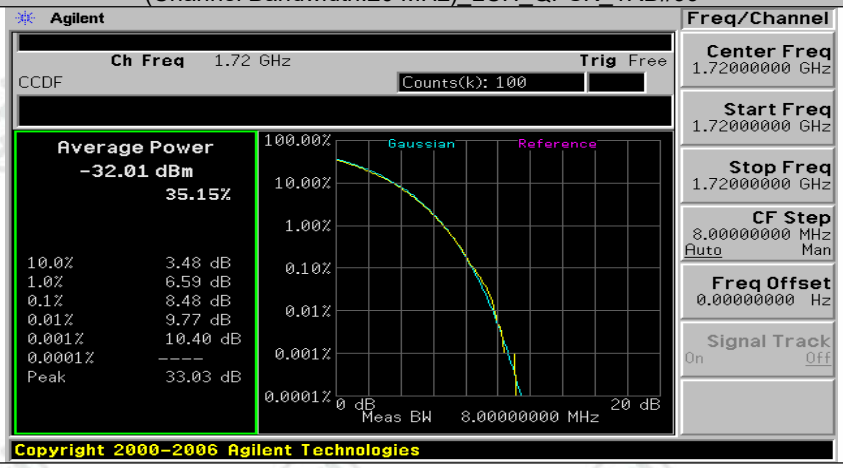

(Channel Bandwidth:20 MHz)_LCH_QPSK_50RB#0

(Channel Bandwidth:20 MHz)_LCH_QPSK_50RB#25

(Channel Bandwidth:20 MHz)_LCH_QPSK_50RB#50

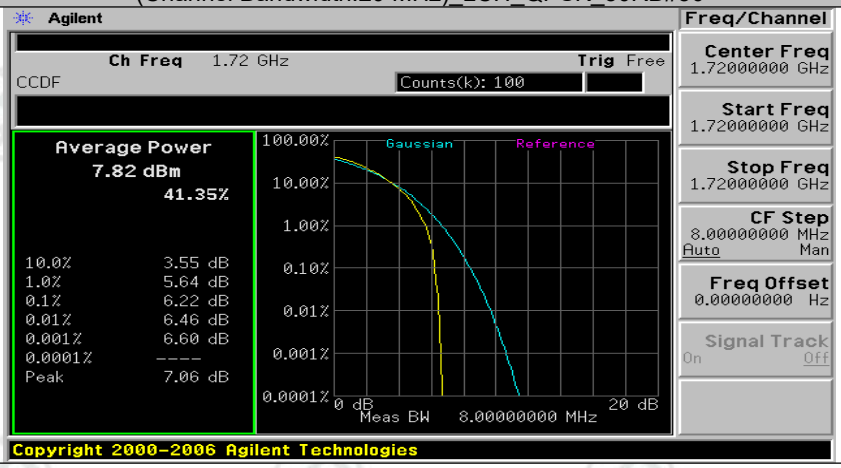

(Channel Bandwidth:20 MHz)_LCH_QPSK_100RB#0

(Channel Bandwidth:20 MHz)_MCH_QPSK_1RB#0

(Channel Bandwidth:20 MHz)_MCH_QPSK_1RB#49

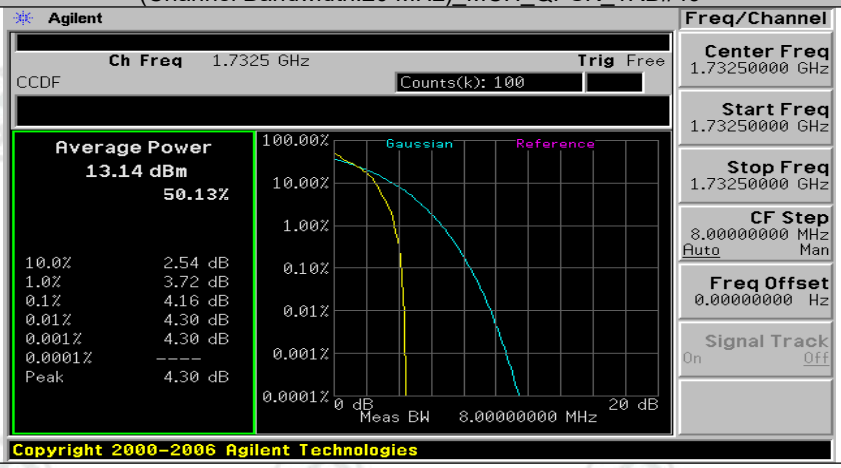

(Channel Bandwidth:20 MHz)_MCH_QPSK_1RB#99

(Channel Bandwidth:20 MHz)_MCH_QPSK_50RB#0

(Channel Bandwidth:20 MHz)_MCH_QPSK_50RB#25

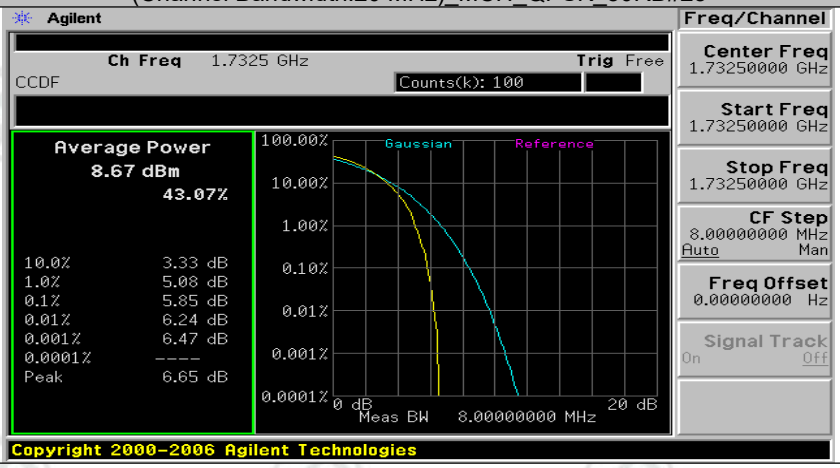

(Channel Bandwidth:20 MHz)_MCH_QPSK_50RB#50

(Channel Bandwidth:20 MHz)_MCH_QPSK_100RB#0

(Channel Bandwidth:20 MHz)_HCH_QPSK_1RB#0

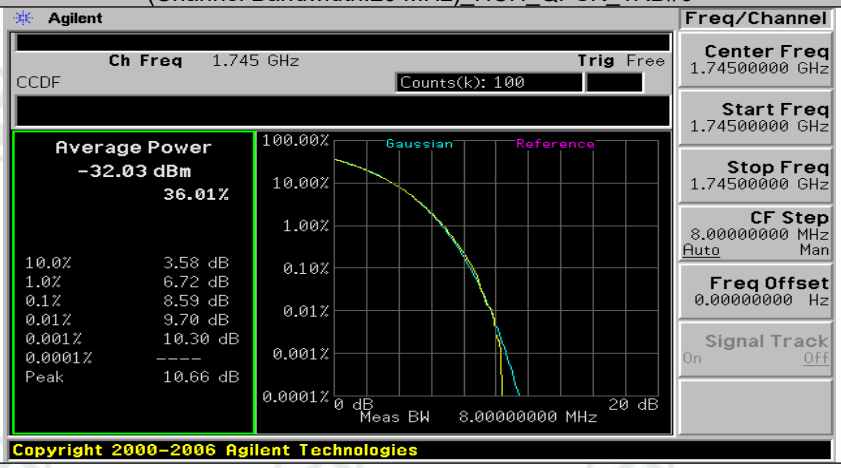

(Channel Bandwidth:20 MHz)_HCH_QPSK_1RB#49

(Channel Bandwidth:20 MHz)_HCH_QPSK_1RB#99

(Channel Bandwidth:20 MHz)_HCH_QPSK_50RB#0

(Channel Bandwidth:20 MHz)_HCH_QPSK_50RB#25

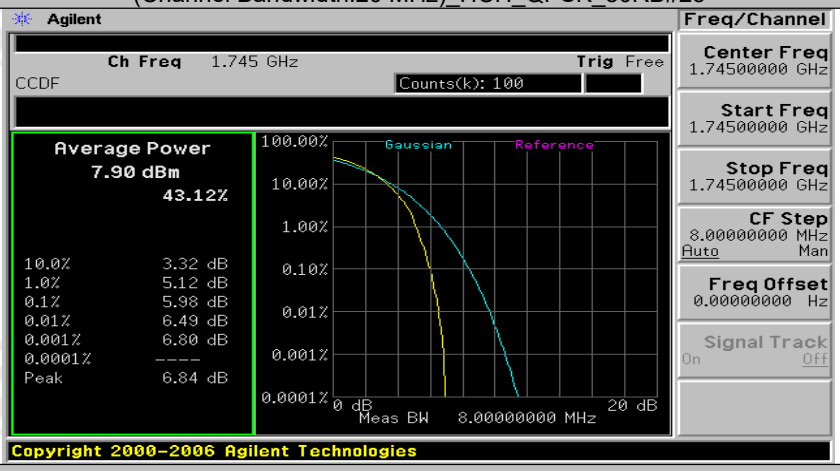

(Channel Bandwidth:20 MHz)_HCH_QPSK_50RB#50

(Channel Bandwidth:20 MHz)_HCH_QPSK_100RB#0

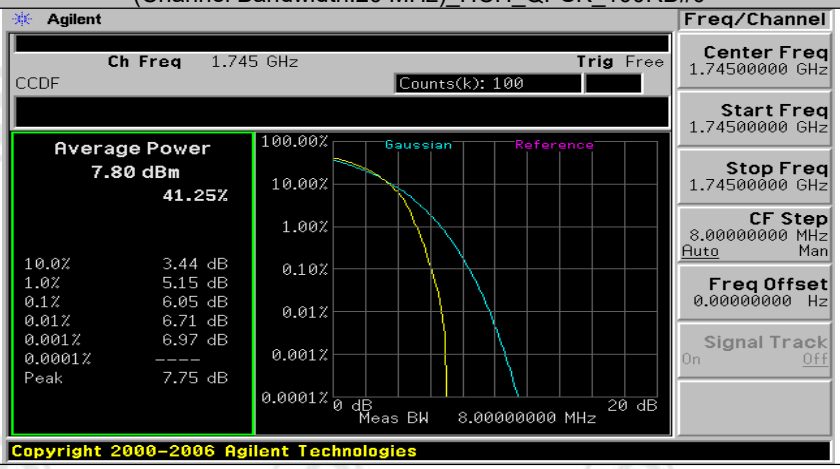

(Channel Bandwidth:20 MHz)_LCH_16QAM_1RB#0

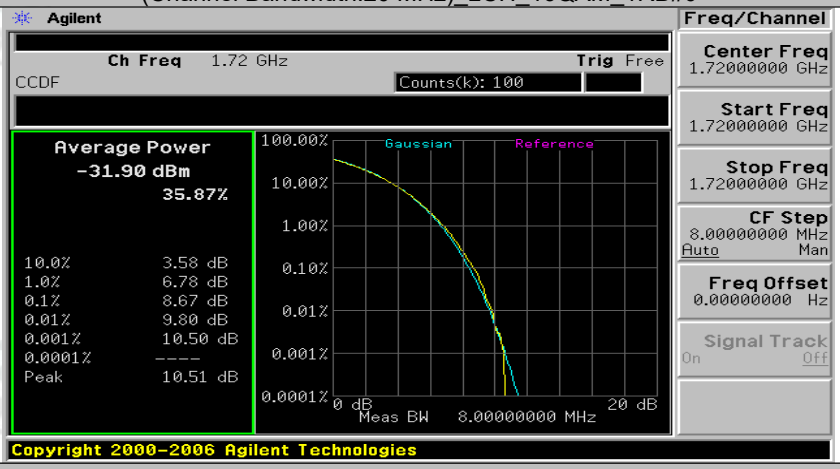

(Channel Bandwidth:20 MHz)_LCH_16QAM_1RB#49

(Channel Bandwidth:20 MHz)_LCH_16QAM_1RB#99

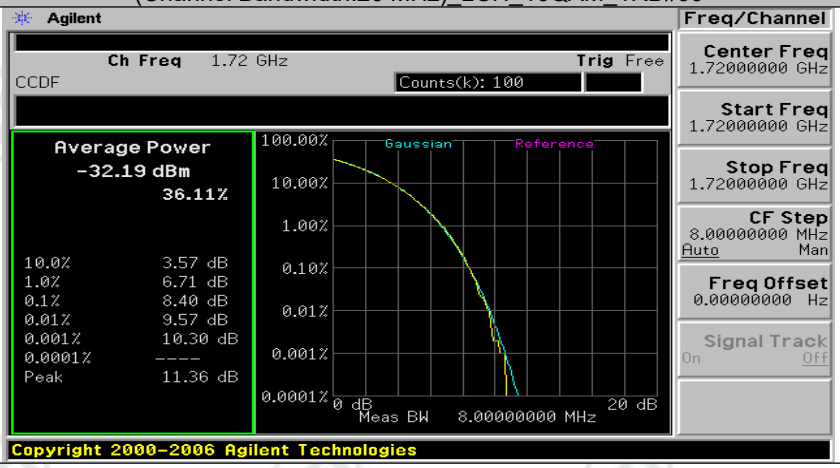

(Channel Bandwidth:20 MHz)_LCH_16QAM_50RB#0

(Channel Bandwidth:20 MHz)_LCH_16QAM_50RB#25

(Channel Bandwidth:20 MHz)_LCH_16QAM_50RB#50

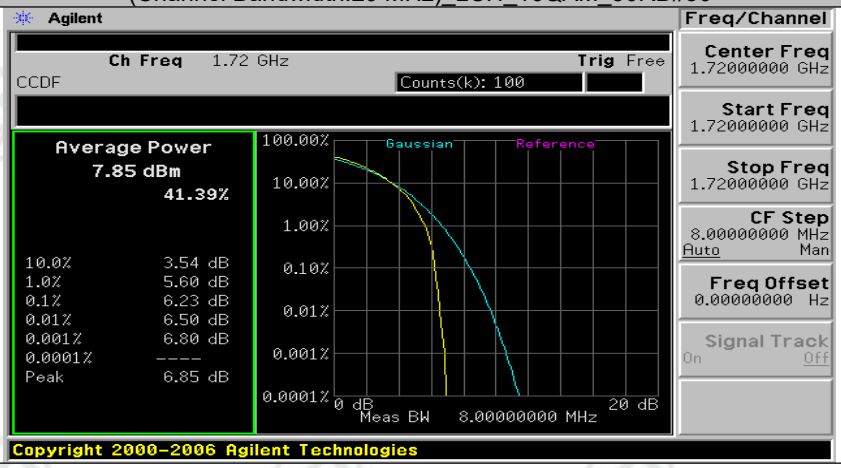

(Channel Bandwidth:20 MHz)_LCH_16QAM_100RB#0

(Channel Bandwidth:20 MHz)_MCH_16QAM_1RB#0

(Channel Bandwidth:20 MHz)_MCH_16QAM_1RB#49

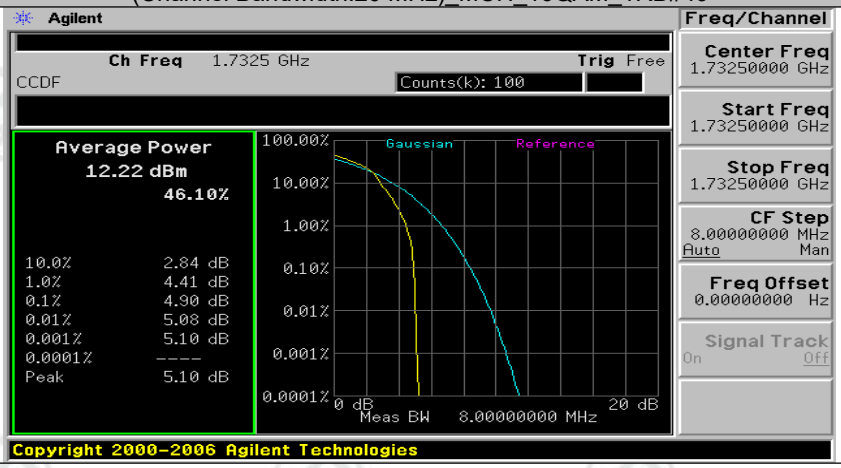

(Channel Bandwidth:20 MHz)_MCH_16QAM_1RB#99

(Channel Bandwidth:20 MHz)_MCH_16QAM_50RB#0

(Channel Bandwidth:20 MHz)_MCH_16QAM_50RB#25

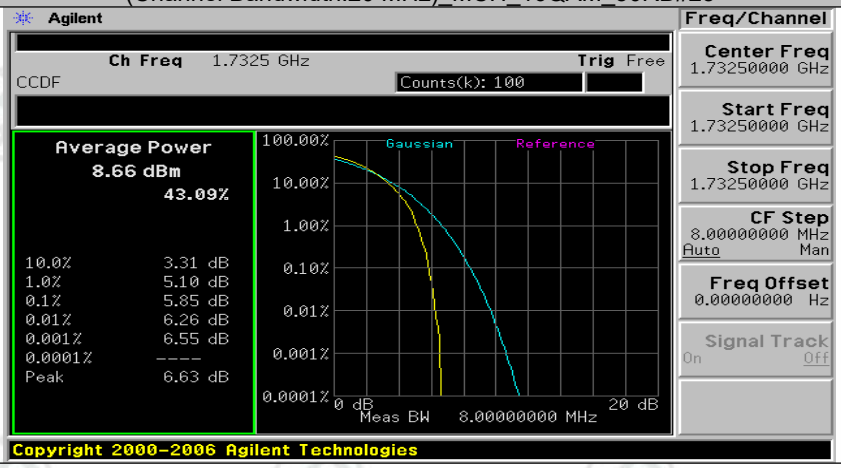

(Channel Bandwidth:20 MHz)_MCH_16QAM_50RB#50

(Channel Bandwidth:20 MHz)_MCH_16QAM_100RB#0

(Channel Bandwidth:20 MHz)_HCH_16QAM_1RB#0

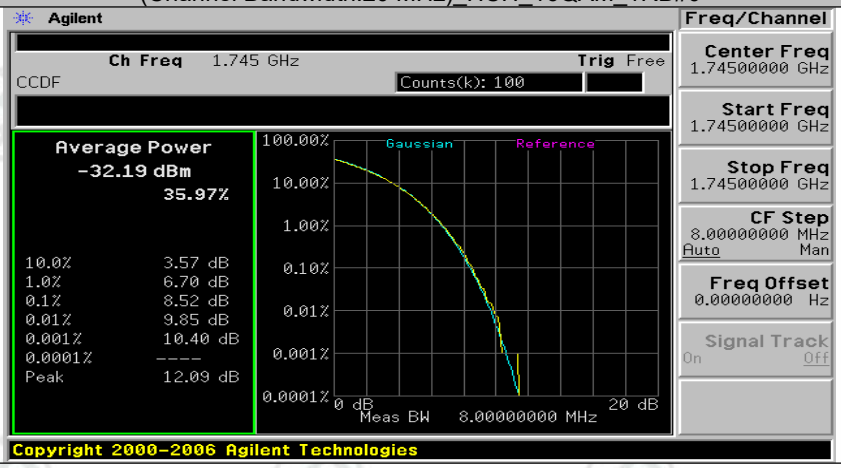

(Channel Bandwidth:20 MHz)_HCH_16QAM_1RB#49

(Channel Bandwidth:20 MHz)_HCH_16QAM_1RB#99

(Channel Bandwidth:20 MHz)_HCH_16QAM_50RB#0

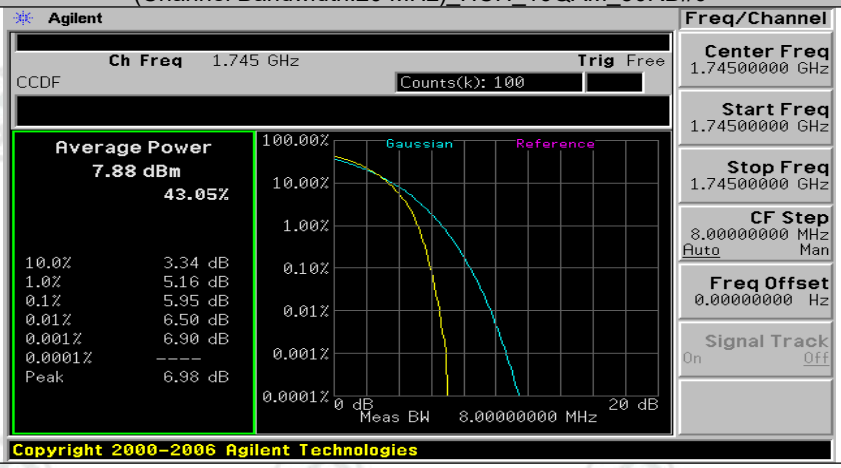

(Channel Bandwidth:20 MHz)_HCH_16QAM_50RB#25

(Channel Bandwidth:20 MHz)_HCH_16QAM_50RB#50

(Channel Bandwidth:20 MHz)_HCH_16QAM_100RB#0

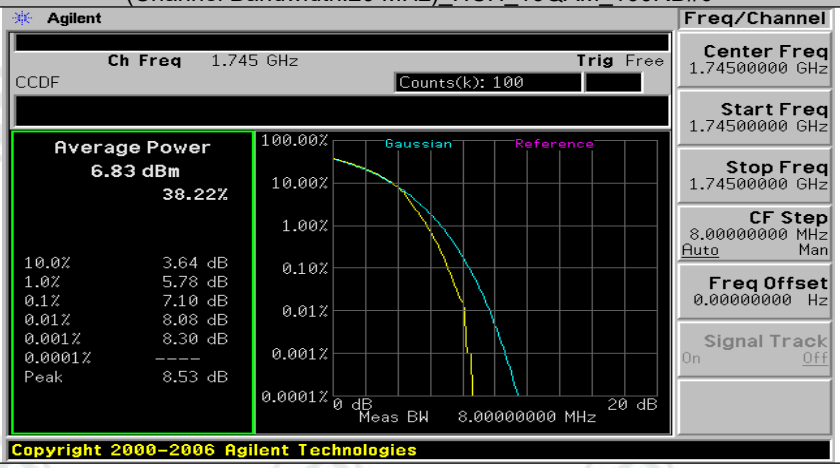

Appendix C) 26dB Bandwidth and Occupied Bandwidth

Test Result

Channel Bandwidth: 1.4 MHz

Channel Bandwidth: 1.4 MHz						
Modulation	Channel	RB Configuration		Occupied Bandwidth (MHz)	26dB Bandwidth (MHz)	Verdict
		Size	Offset			
QPSK	LCH	6	0	1.0717	1.235	PASS
	MCH	6	0	1.0720	1.232	PASS
	HCH	6	0	1.0726	1.242	PASS
16QAM	LCH	6	0	1.0779	1.254	PASS
	MCH	6	0	1.0788	1.256	PASS
	HCH	6	0	1.0776	1.265	PASS

Channel Bandwidth: 3 MHz

Channel Bandwidth: 3 MHz						
Modulation	Channel	RB Configuration		Occupied Bandwidth (MHz)	26dB Bandwidth (MHz)	Verdict
		Size	Offset			
QPSK	LCH	15	0	2.6788	2.860	PASS
	MCH	15	0	2.6732	2.855	PASS
	HCH	15	0	2.6773	2.866	PASS
16QAM	LCH	15	0	2.6630	2.852	PASS
	MCH	15	0	2.6686	2.838	PASS
	HCH	15	0	2.6712	2.865	PASS

Channel Bandwidth: 5 MHz

Channel Bandwidth: 5 MHz						
Modulation	Channel	RB Configuration		Occupied Bandwidth (MHz)	26dB Bandwidth (MHz)	Verdict
		Size	Offset			
QPSK	LCH	25	0	4.4838	5.064	PASS
	MCH	25	0	4.4822	5.000	PASS
	HCH	25	0	4.4800	5.083	PASS
16QAM	LCH	25	0	4.4766	4.909	PASS
	MCH	25	0	4.4729	5.015	PASS
	HCH	25	0	4.4746	5.020	PASS

Channel Bandwidth: 10 MHz

Channel Bandwidth: 10 MHz						
Modulation	Channel	RB Configuration		Occupied Bandwidth (MHz)	26dB Bandwidth (MHz)	Verdict
		Size	Offset			
QPSK	LCH	50	0	8.9640	9.873	PASS
	MCH	50	0	8.9434	9.836	PASS
	HCH	50	0	8.9627	9.861	PASS
16QAM	LCH	50	0	8.9415	9.960	PASS
	MCH	50	0	8.9315	9.915	PASS
	HCH	50	0	8.9669	9.750	PASS

Channel Bandwidth: 15 MHz

Channel Bandwidth: 15 MHz						
Modulation	Channel	RB Configuration		Occupied Bandwidth (MHz)	26dB Bandwidth (MHz)	Verdict
		Size	Offset			
QPSK	LCH	75	0	13.4416	14.742	PASS
	MCH	75	0	13.3901	14.666	PASS
	HCH	75	0	13.4261	14.781	PASS
16QAM	LCH	75	0	13.4248	14.699	PASS
	MCH	75	0	13.3871	14.715	PASS
	HCH	75	0	13.4201	14.762	PASS

Channel Bandwidth: 20 MHz

Channel Bandwidth: 20 MHz						
Modulation	Channel	RB Configuration		Occupied Bandwidth (MHz)	26dB Bandwidth (MHz)	Verdict
		Size	Offset			
QPSK	LCH	100	0	17.8725	19.280	PASS
	MCH	100	0	17.7794	18.946	PASS
	HCH	100	0	17.8729	19.230	PASS
16QAM	LCH	100	0	17.8833	19.229	PASS
	MCH	100	0	17.8035	19.262	PASS
	HCH	100	0	17.8637	19.323	PASS

Test Graphs

Channel Bandwidth: 1.4 MHz

(Channel Bandwidth: 1.4 MHz)_LCH_QPSK_6RB#0

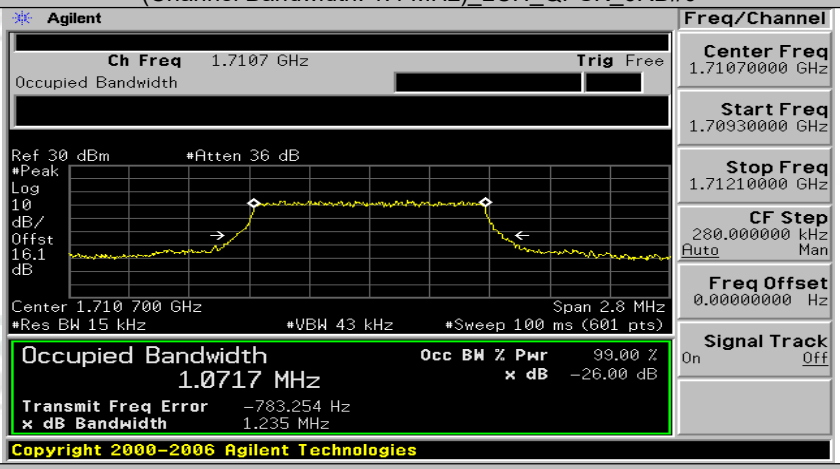

(Channel Bandwidth: 1.4 MHz)_MCH_QPSK_6RB#0

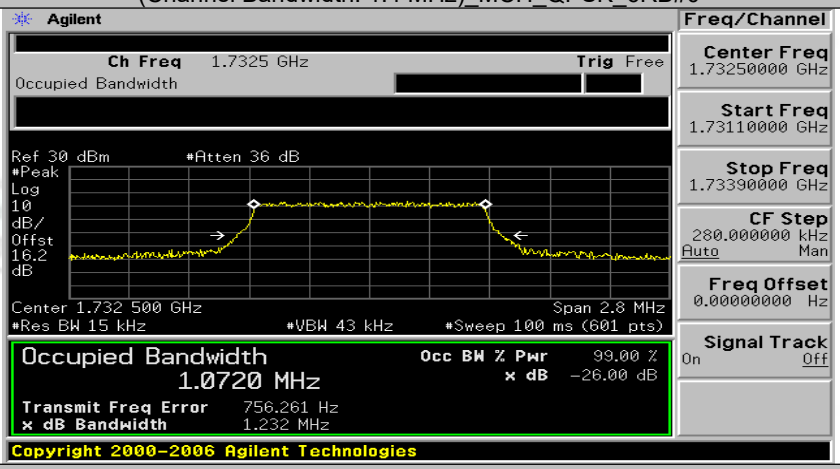

(Channel Bandwidth: 1.4 MHz)_HCH_QPSK_6RB#0

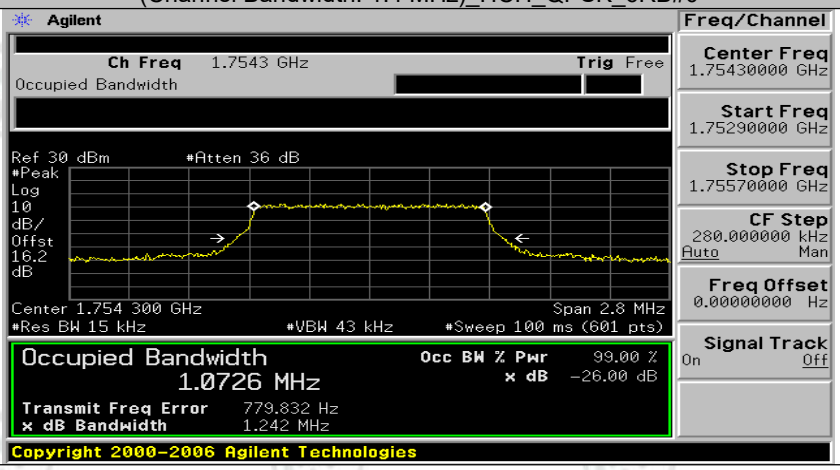

(Channel Bandwidth: 1.4 MHz)_LCH_16QAM_6RB#0

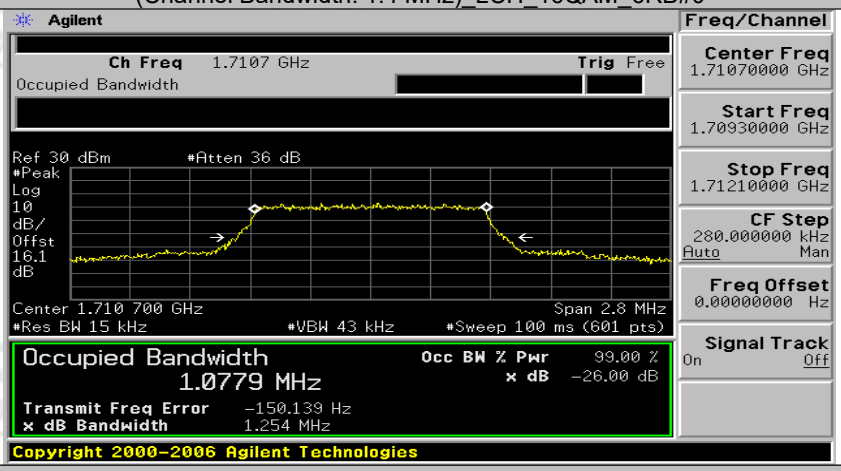

(Channel Bandwidth: 1.4 MHz)_MCH_16QAM_6RB#0

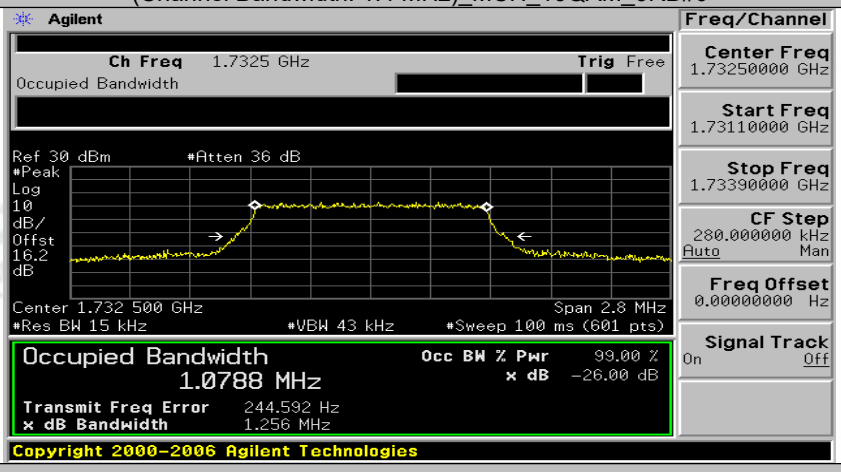

(Channel Bandwidth: 1.4 MHz)_HCH_16QAM_6RB#0

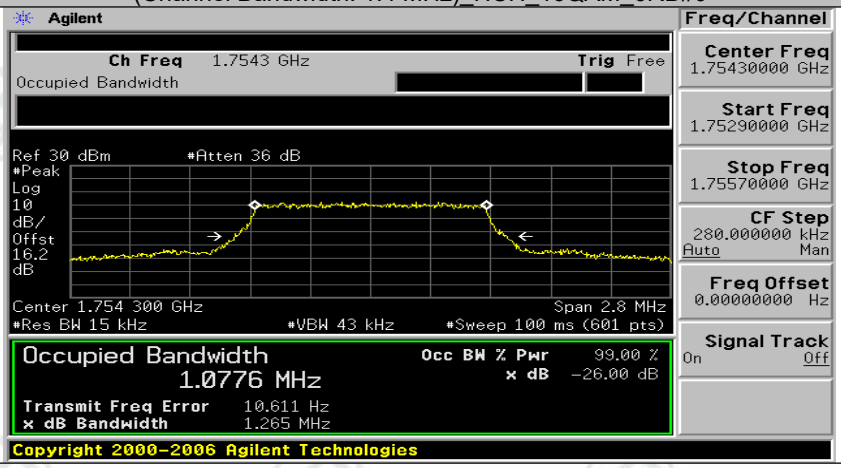

Channel Bandwidth: 3 MHz

(Channel Bandwidth: 3 MHz)_LCH_QPSK_15RB#0

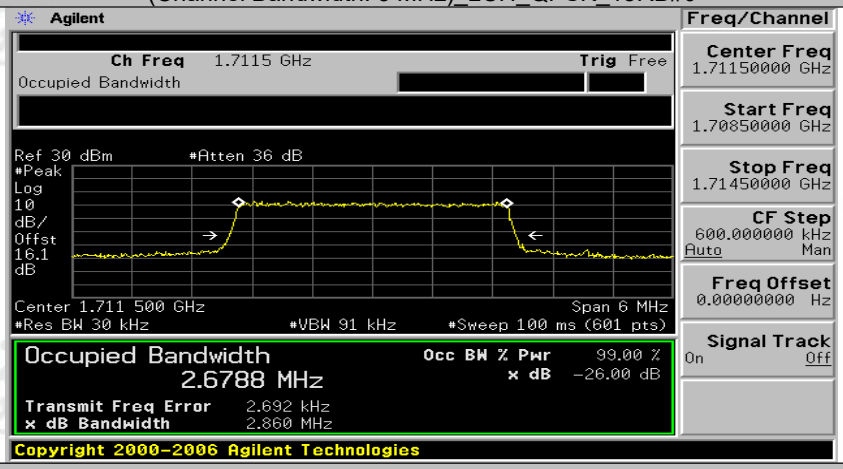

(Channel Bandwidth: 3 MHz)_MCH_QPSK_15RB#0

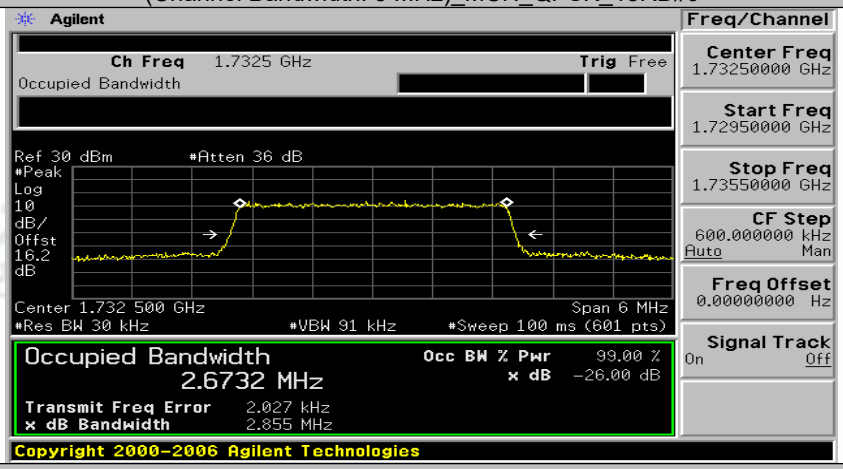

(Channel Bandwidth: 3 MHz)_HCH_QPSK_15RB#0

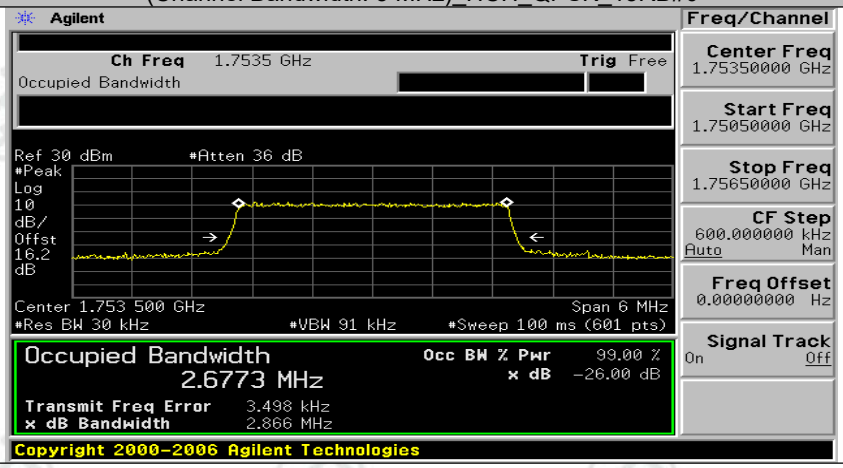

(Channel Bandwidth: 3 MHz)_LCH_16QAM_15RB#0

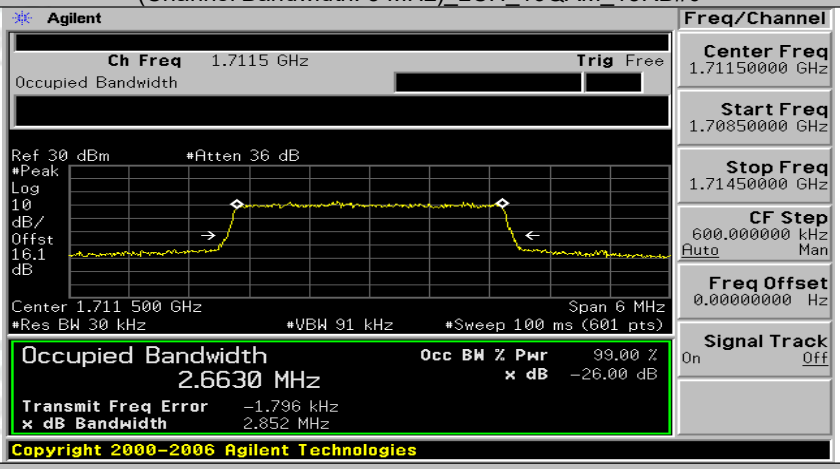

(Channel Bandwidth: 3 MHz)_MCH_16QAM_15RB#0

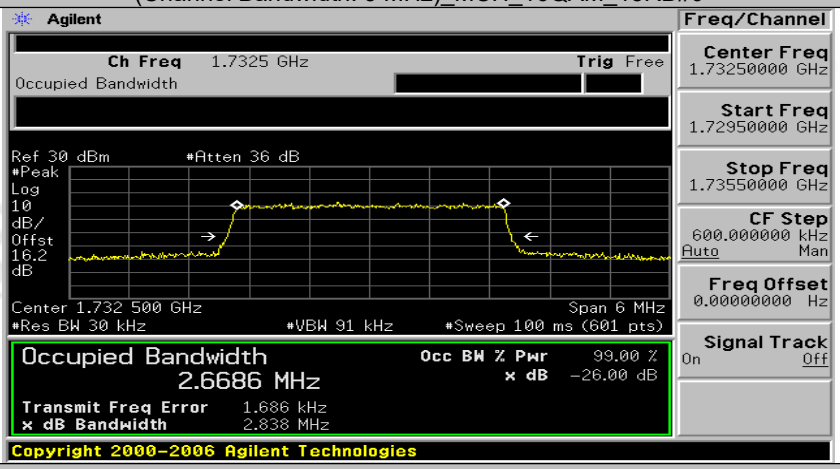

(Channel Bandwidth: 3 MHz)_HCH_16QAM_15RB#0

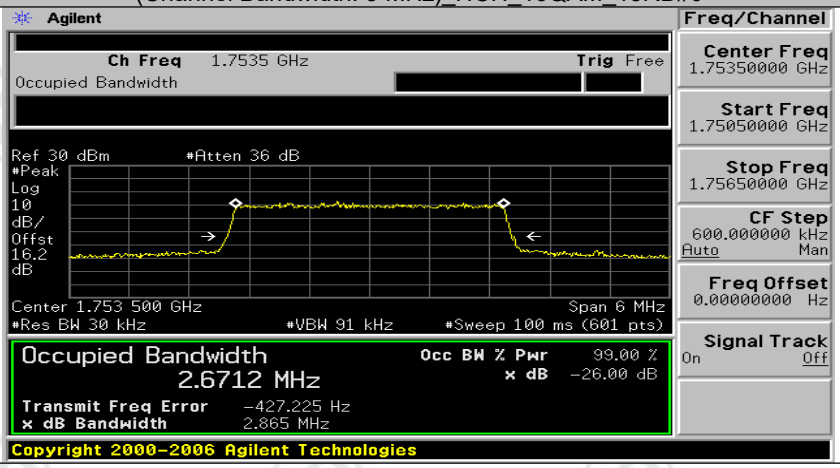

Channel Bandwidth: 5 MHz

(Channel Bandwidth: 5 MHz)_LCH_QPSK_25RB#0

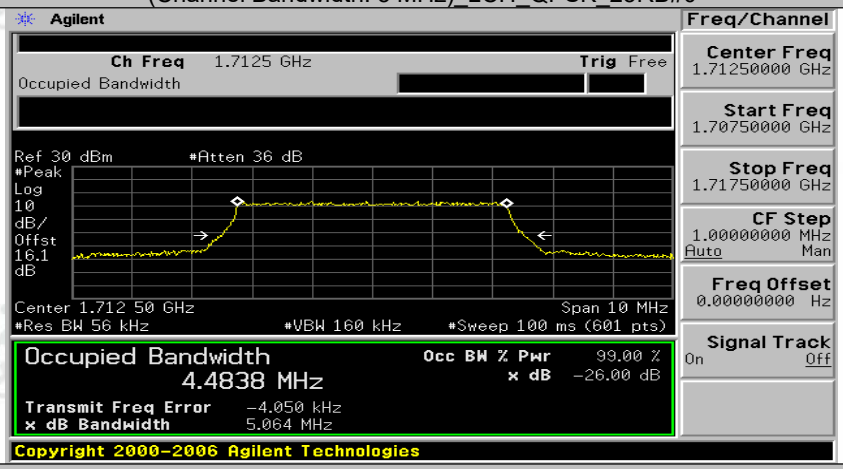

(Channel Bandwidth: 5 MHz)_MCH_QPSK_25RB#0

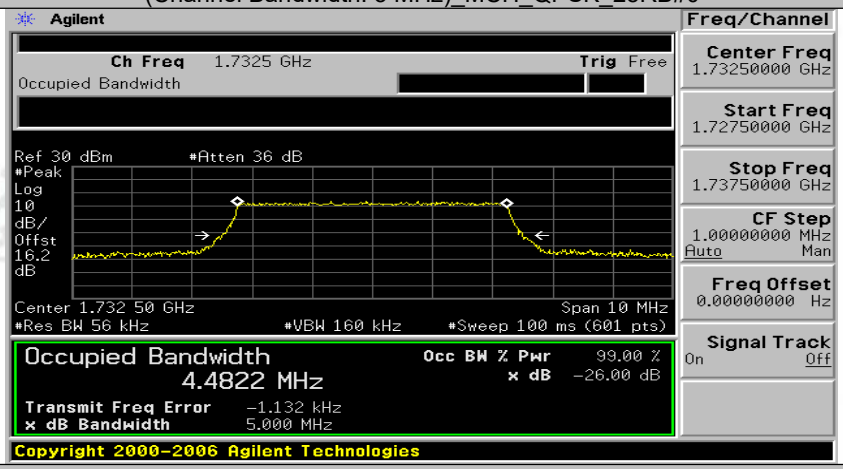

(Channel Bandwidth: 5 MHz)_HCH_QPSK_25RB#0

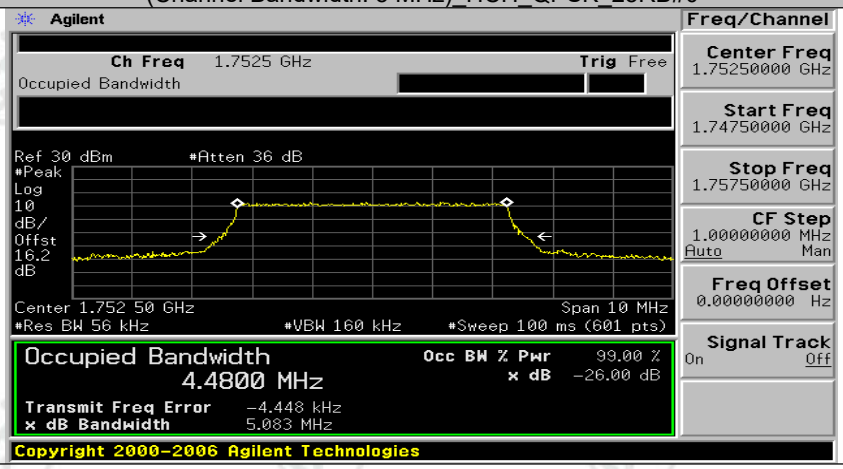

(Channel Bandwidth: 5 MHz)_LCH_16QAM_25RB#0

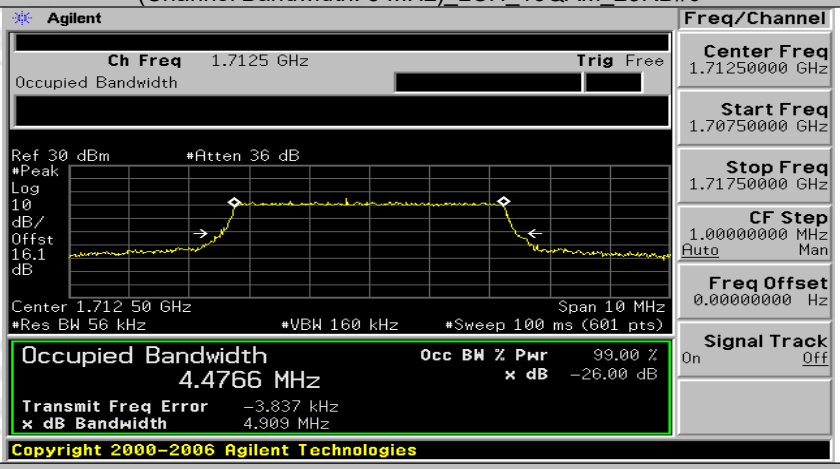

(Channel Bandwidth: 5 MHz)_MCH_16QAM_25RB#0

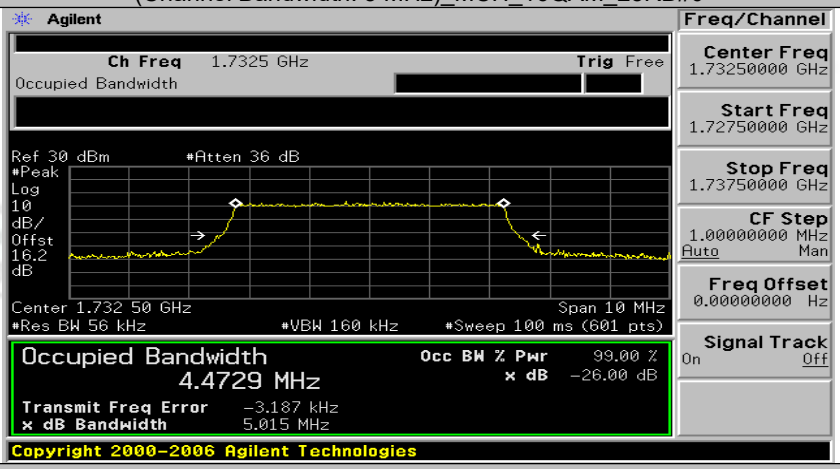

(Channel Bandwidth: 5 MHz)_HCH_16QAM_25RB#0

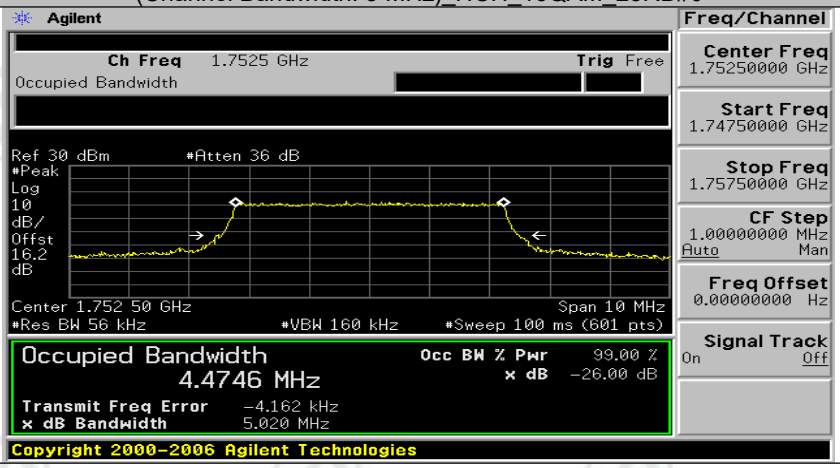

Channel Bandwidth: 10 MHz

Channel Bandwidth: 10 MHz_LCH_QPSK_50RB#0

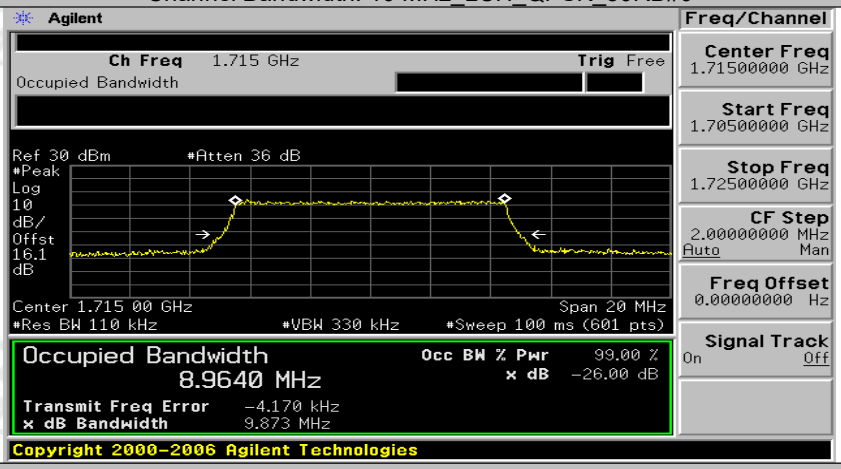

Channel Bandwidth: 10 MHz_MCH_QPSK_50RB#0

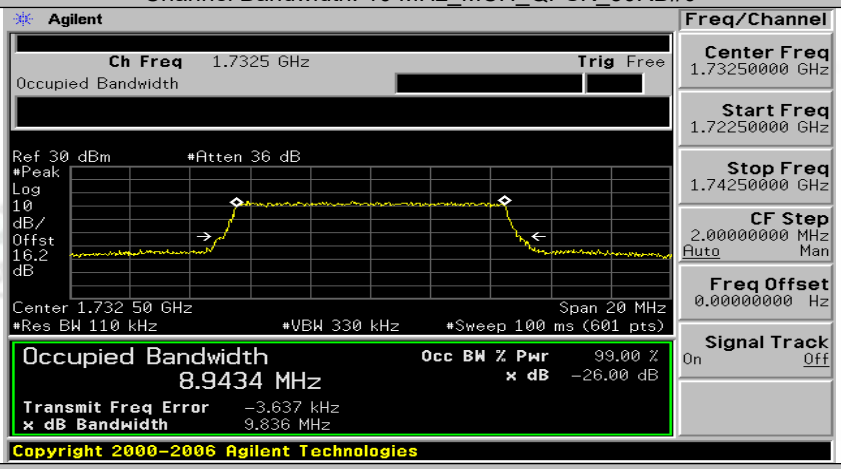

Channel Bandwidth: 10 MHz_HCH_QPSK_50RB#0

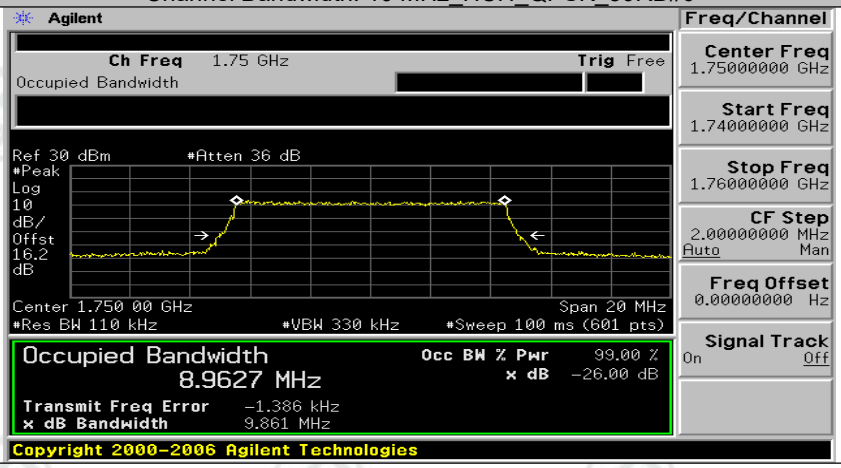

Channel Bandwidth: 10 MHz_LCH_16QAM_50RB#0

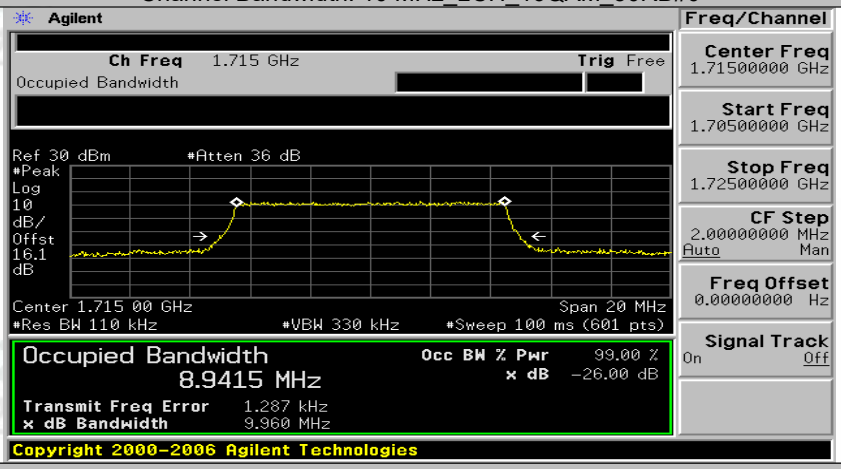

Channel Bandwidth: 10 MHz_MCH_16QAM_50RB#0

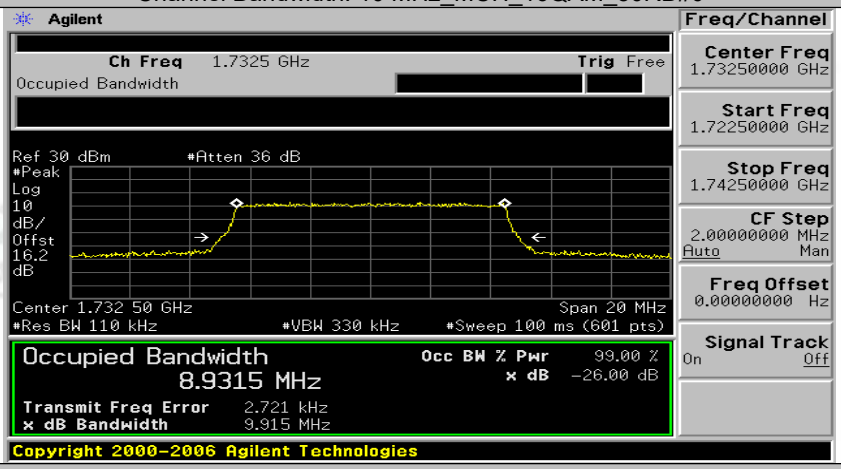

Channel Bandwidth: 10 MHz_HCH_16QAM_50RB#0

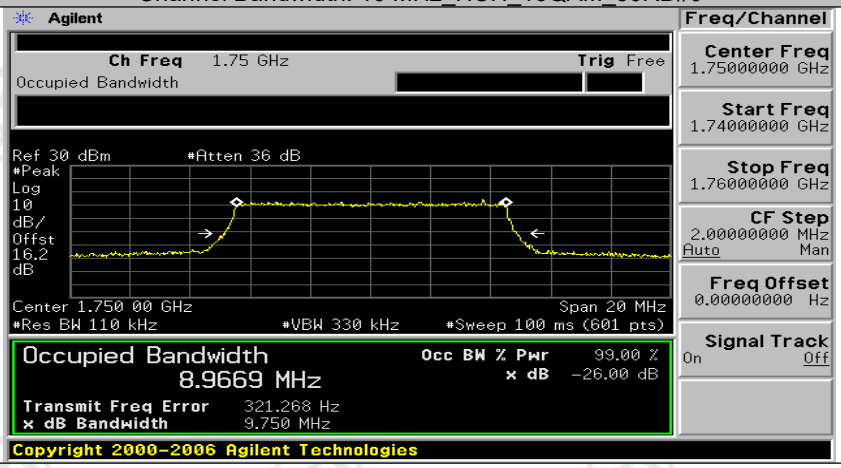

Channel Bandwidth: 15 MHz

(Channel Bandwidth:15 MHz)_LCH_QPSK_75RB#0

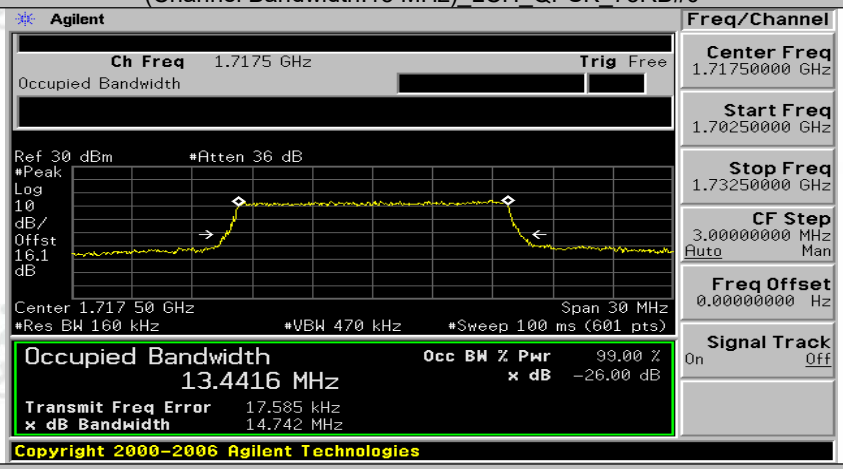

(Channel Bandwidth:15 MHz)_MCH_QPSK_75RB#0

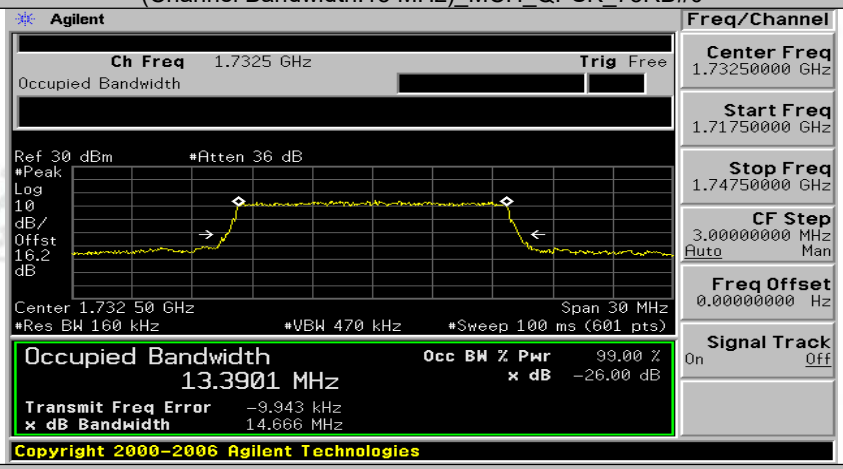

(Channel Bandwidth:15 MHz)_HCH_QPSK_75RB#0

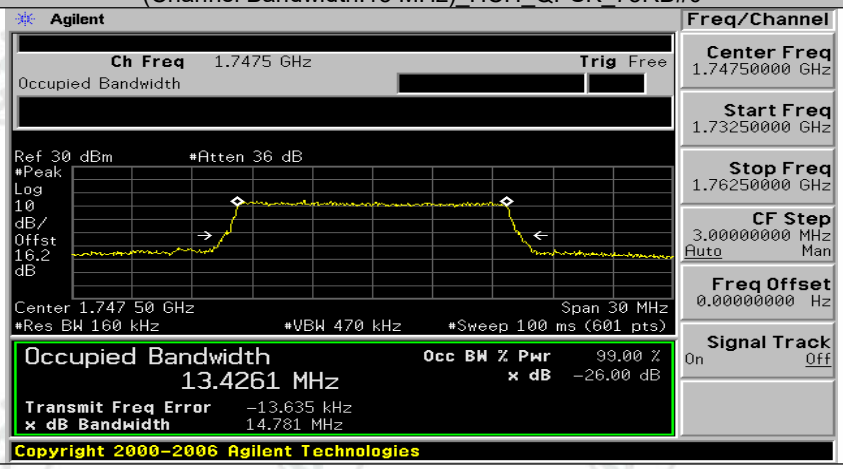

(Channel Bandwidth:15 MHz)_LCH_16QAM_75RB#0

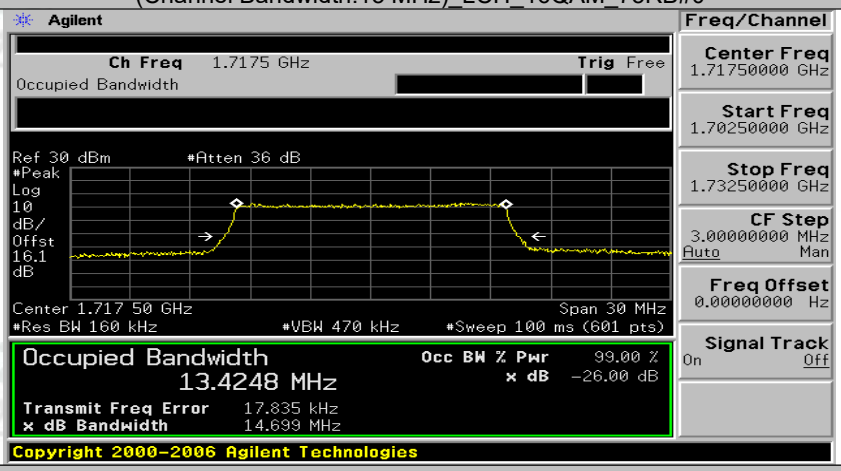

(Channel Bandwidth:15 MHz)_MCH_16QAM_75RB#0

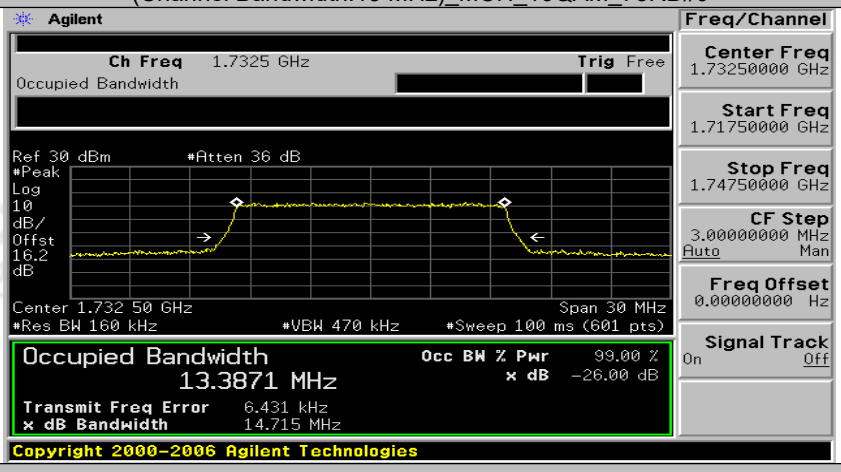

(Channel Bandwidth:15 MHz)_HCH_16QAM_75RB#0

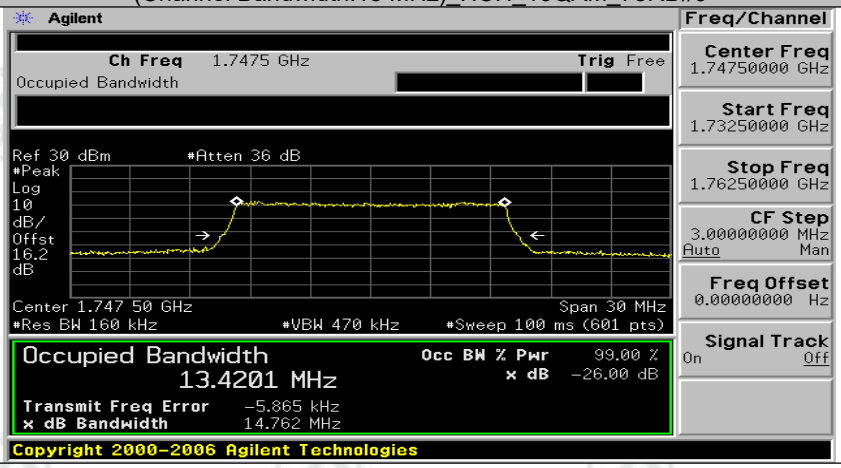

Channel Bandwidth: 20 MHz

(Channel Bandwidth:20 MHz)_LCH_QPSK_100RB#0

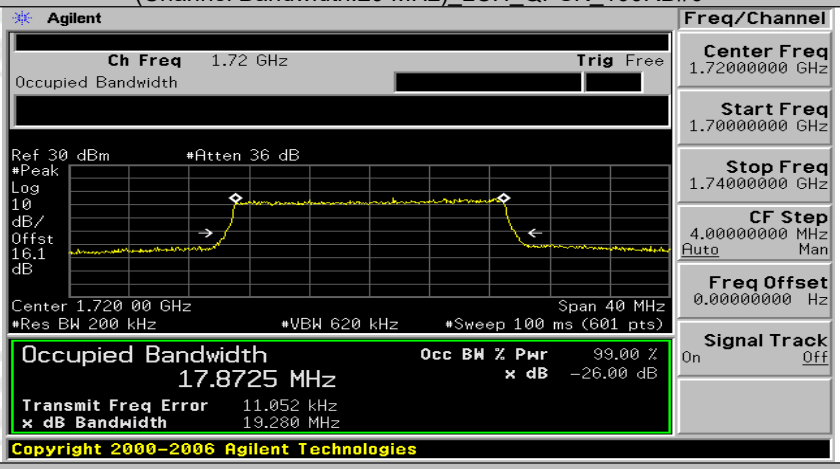

(Channel Bandwidth:20 MHz)_MCH_QPSK_100RB#0

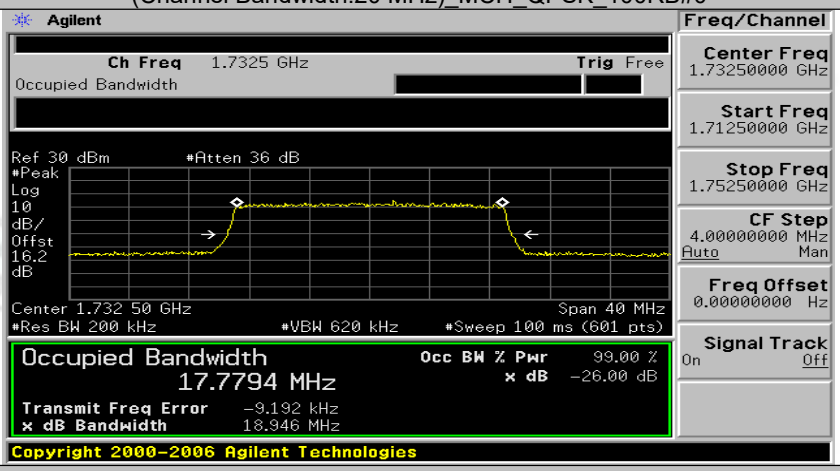

(Channel Bandwidth:20 MHz)_HCH_QPSK_100RB#0

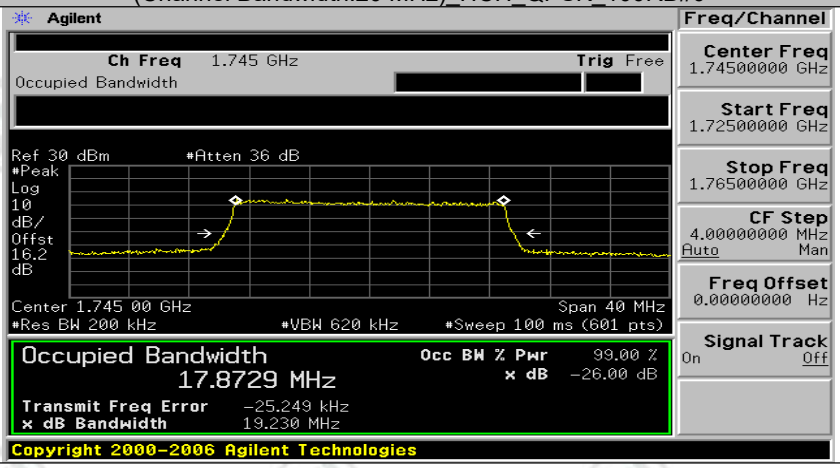

(Channel Bandwidth:20 MHz)_LCH_16QAM_100RB#0

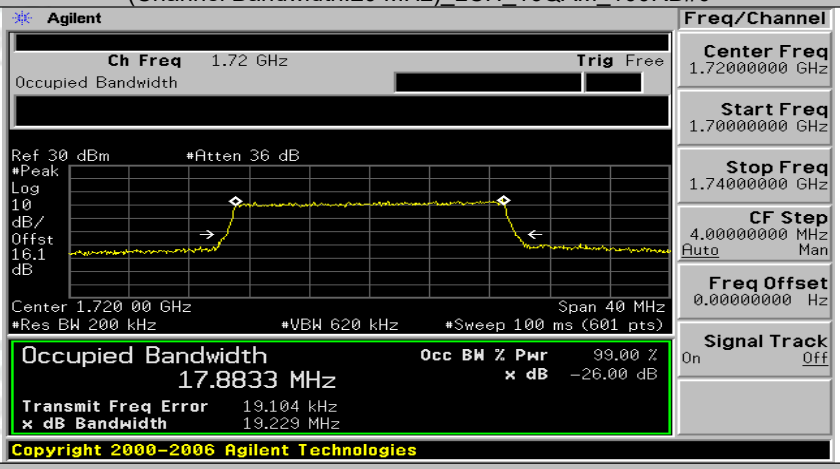

(Channel Bandwidth:20 MHz)_MCH_16QAM_100RB#0

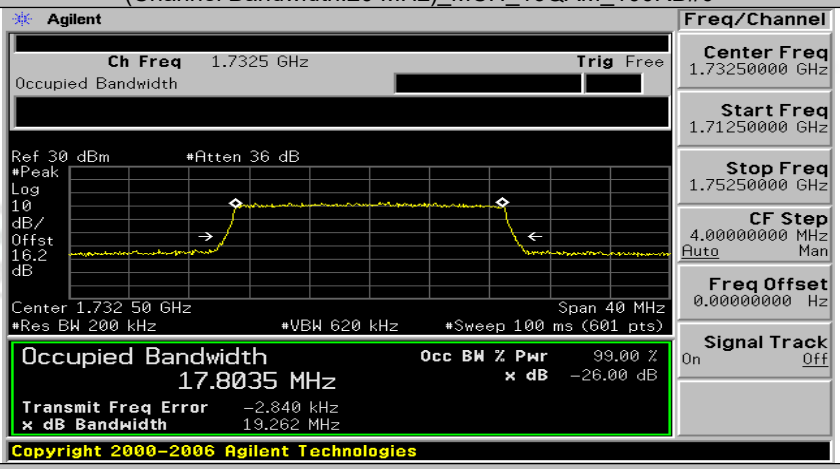

(Channel Bandwidth:20 MHz)_HCH_16QAM_100RB#0

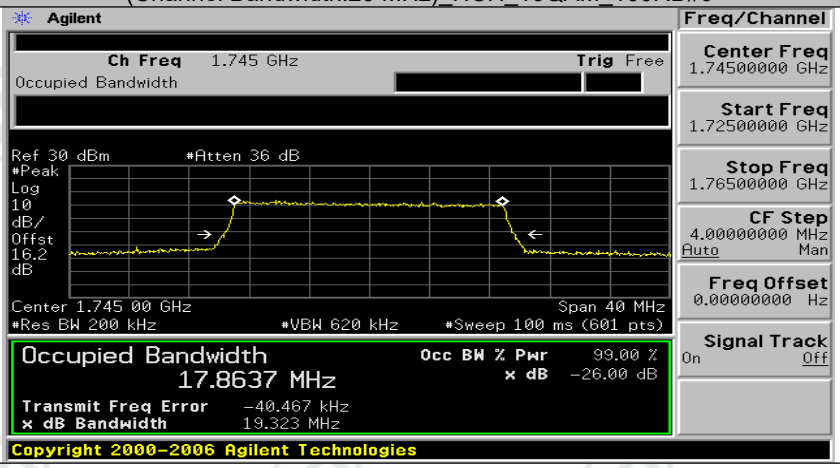

Appendix D) Band Edge

Test Graphs

Channel Bandwidth: 1.4 MHz

(Channel Bandwidth: 1.4 MHz)_LCH_QPSK_1RB#0

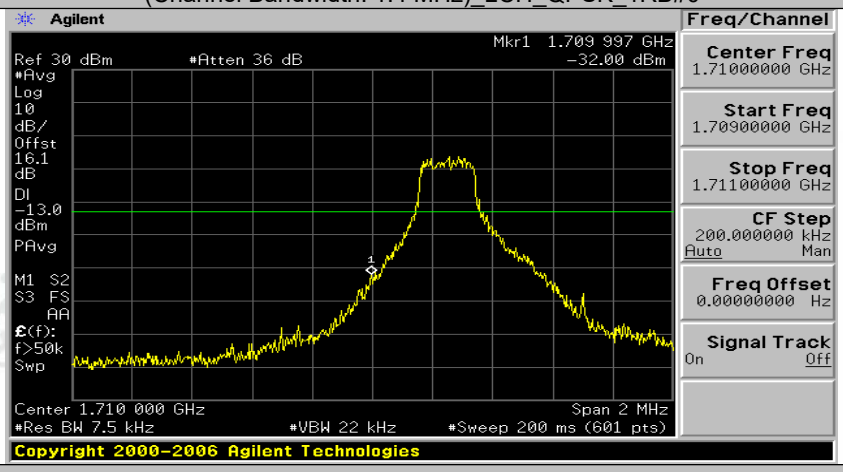

(Channel Bandwidth: 1.4 MHz)_LCH_QPSK_1RB#3

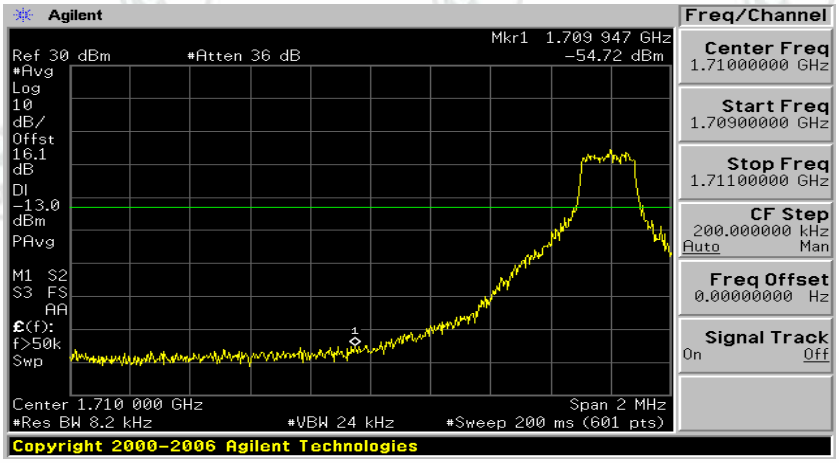

(Channel Bandwidth: 1.4 MHz)_LCH_QPSK_1RB#5

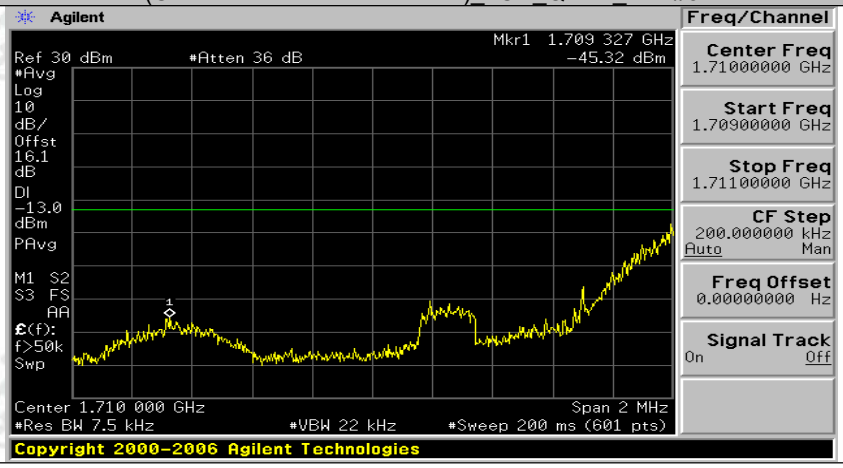

(Channel Bandwidth: 1.4 MHz)_LCH_QPSK_3RB#0

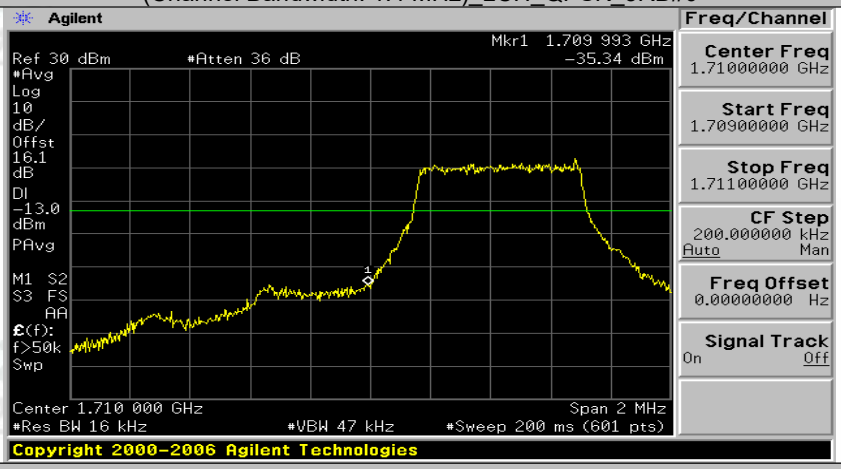

(Channel Bandwidth: 1.4 MHz)_LCH_QPSK_3RB#2

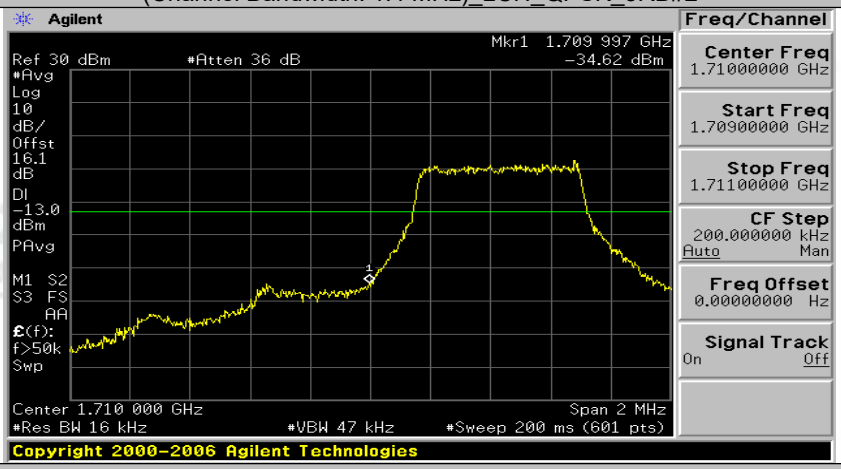

(Channel Bandwidth: 1.4 MHz)_LCH_QPSK_3RB#3

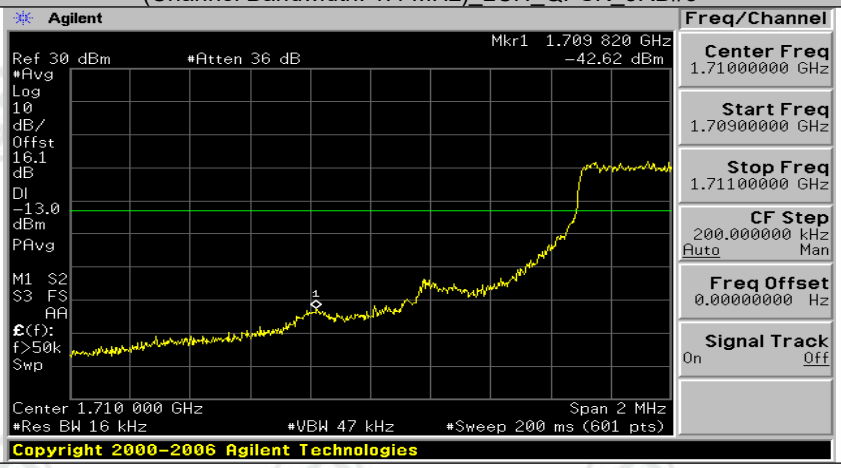

(Channel Bandwidth: 1.4 MHz)_LCH_QPSK_6RB#0

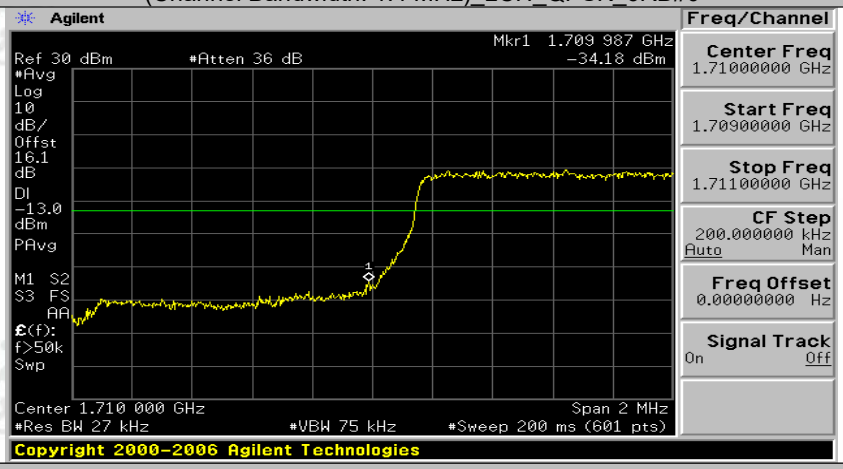

(Channel Bandwidth: 1.4 MHz)_HCH_QPSK_1RB#0

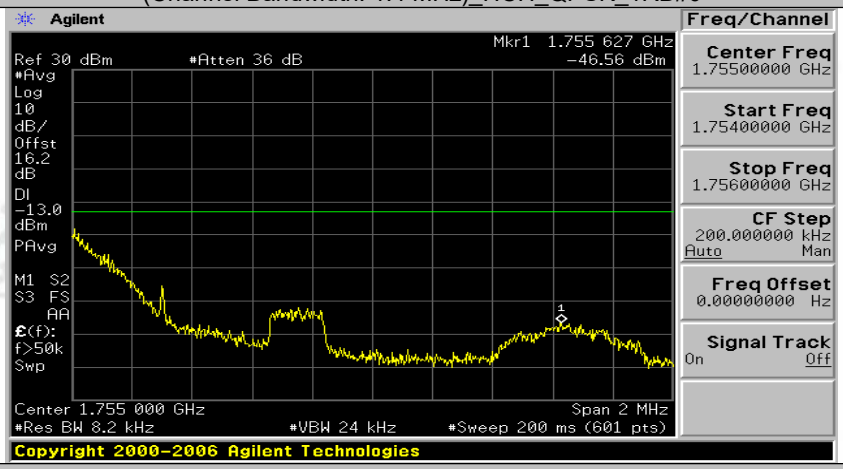

(Channel Bandwidth: 1.4 MHz)_HCH_QPSK_1RB#3

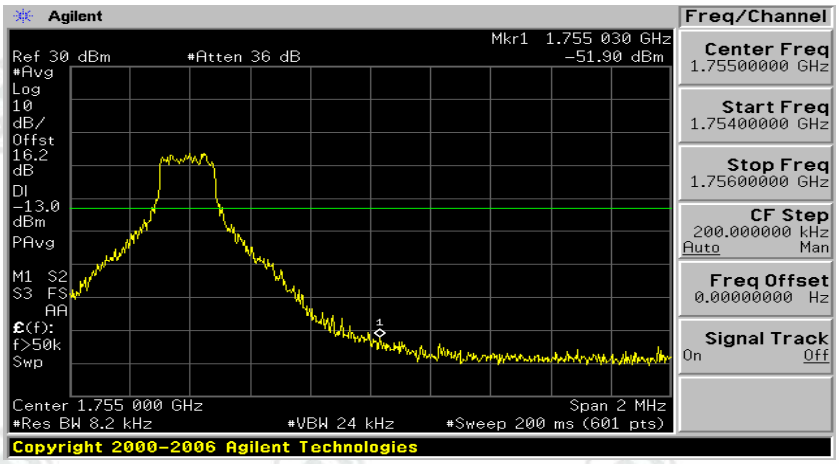

(Channel Bandwidth: 1.4 MHz)_HCH_QPSK_1RB#5

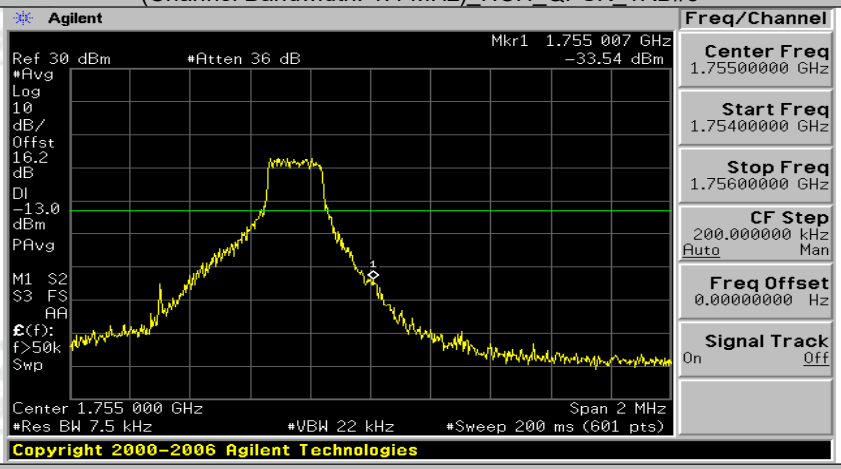

(Channel Bandwidth: 1.4 MHz)_HCH_QPSK_3RB#0

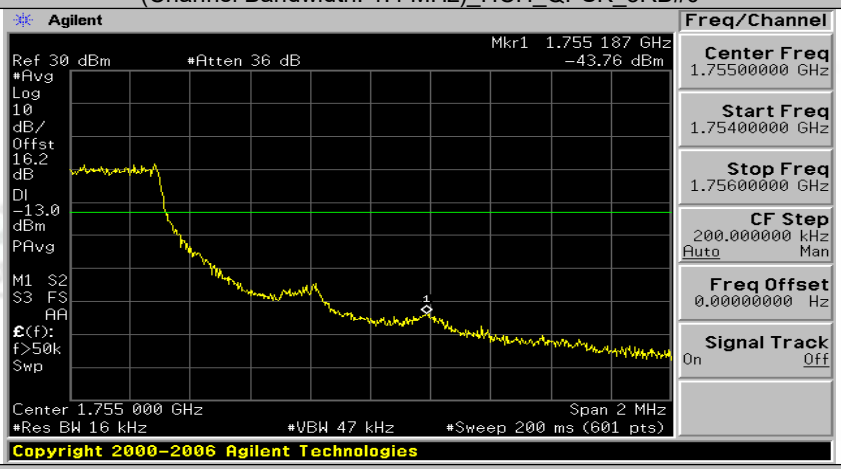

(Channel Bandwidth: 1.4 MHz)_HCH_QPSK_3RB#2

(Channel Bandwidth: 1.4 MHz)_HCH_QPSK_3RB#3

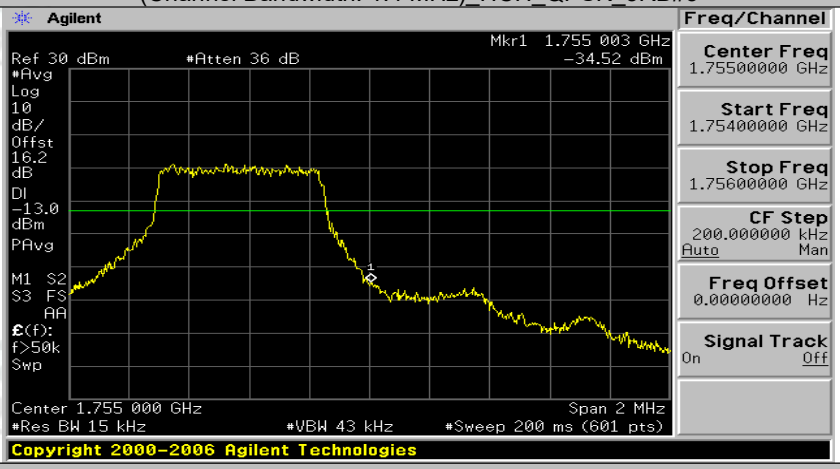

(Channel Bandwidth: 1.4 MHz)_HCH_QPSK_6RB#0

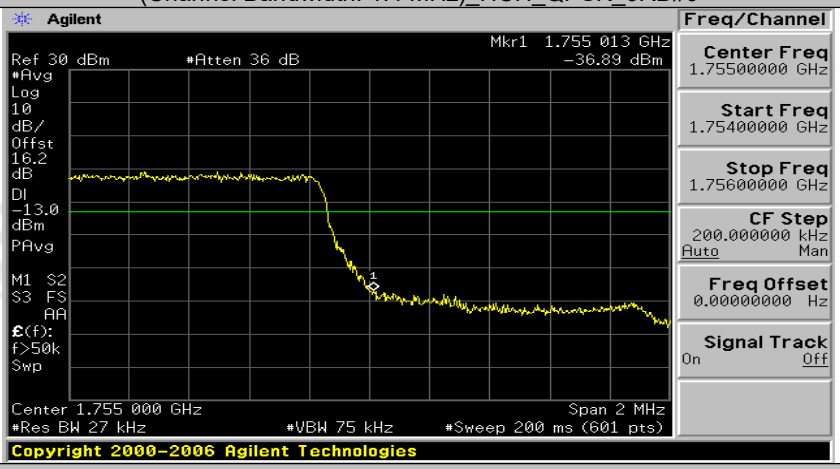

(Channel Bandwidth: 1.4 MHz)_LCH_16QAM_1RB#0

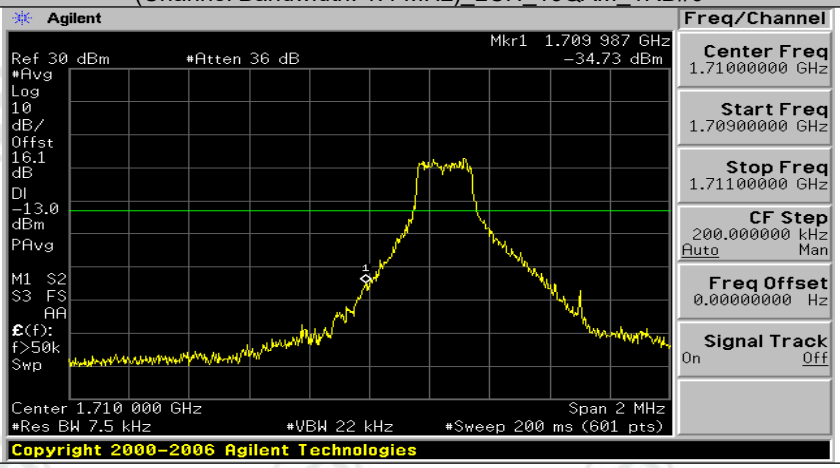

(Channel Bandwidth: 1.4 MHz)_LCH_16QAM_1RB#3

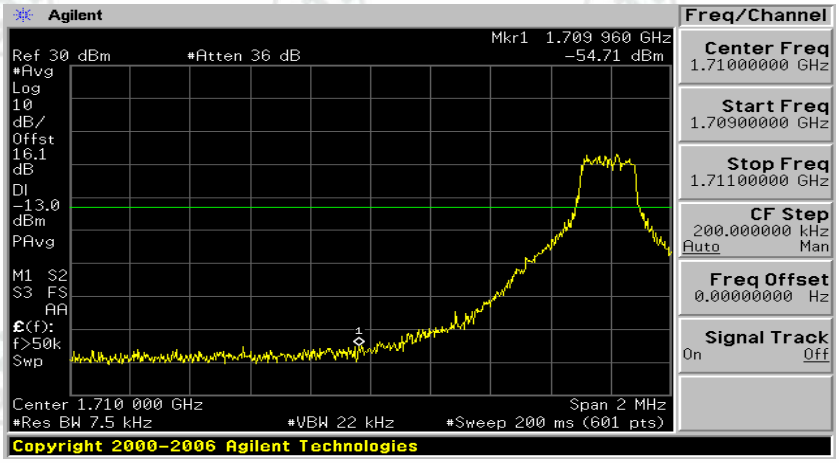

(Channel Bandwidth: 1.4 MHz)_LCH_16QAM_1RB#5

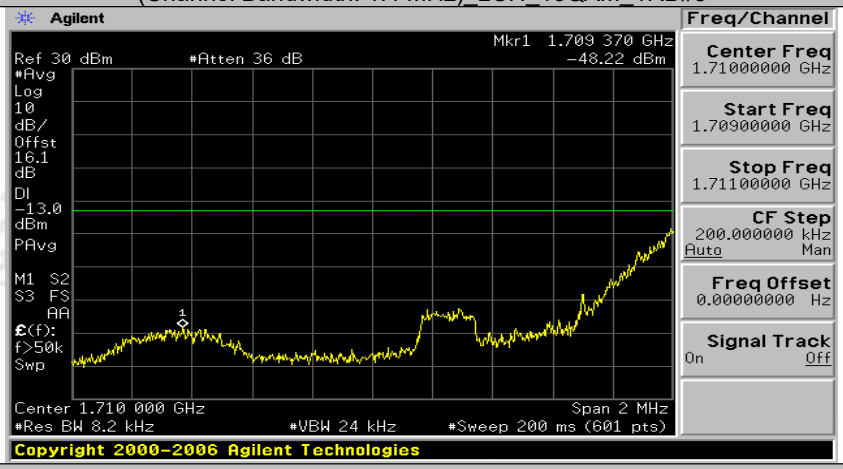

(Channel Bandwidth: 1.4 MHz)_LCH_16QAM_3RB#0

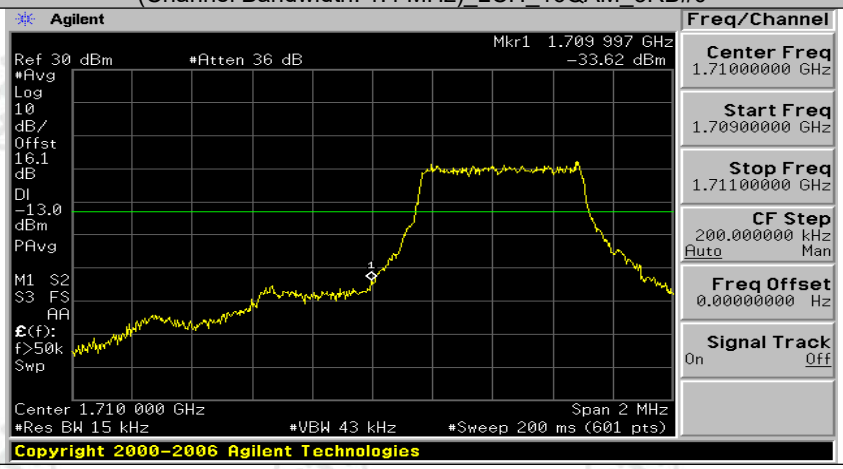

(Channel Bandwidth: 1.4 MHz)_LCH_16QAM_3RB#2

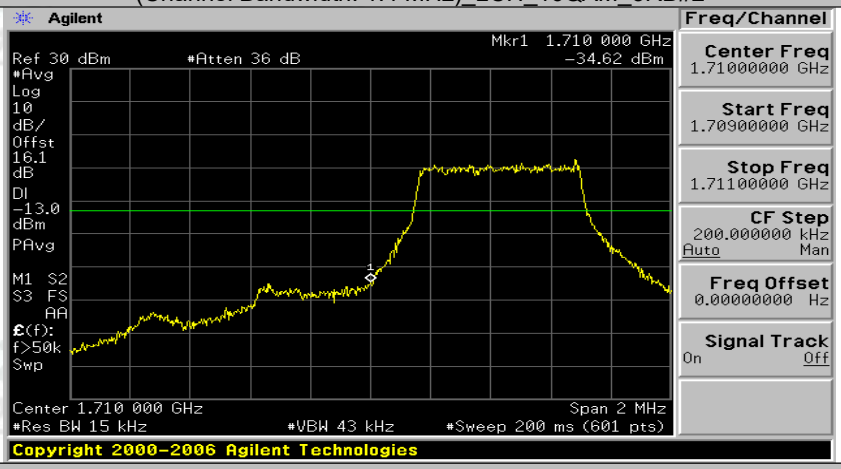

(Channel Bandwidth: 1.4 MHz)_LCH_16QAM_3RB#3

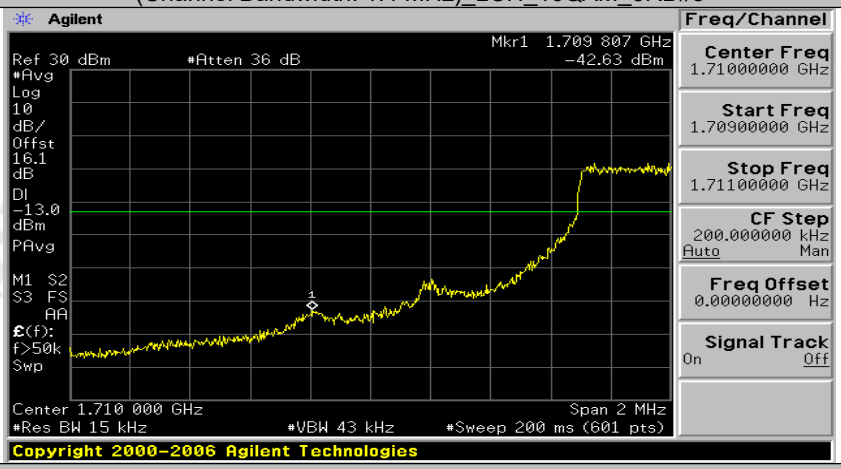

(Channel Bandwidth: 1.4 MHz)_LCH_16QAM_6RB#0

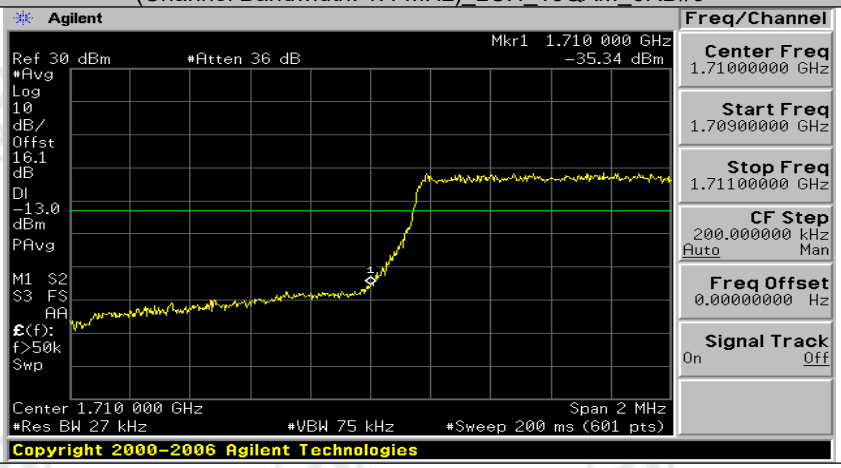

(Channel Bandwidth: 1.4 MHz)_HCH_16QAM_1RB#0

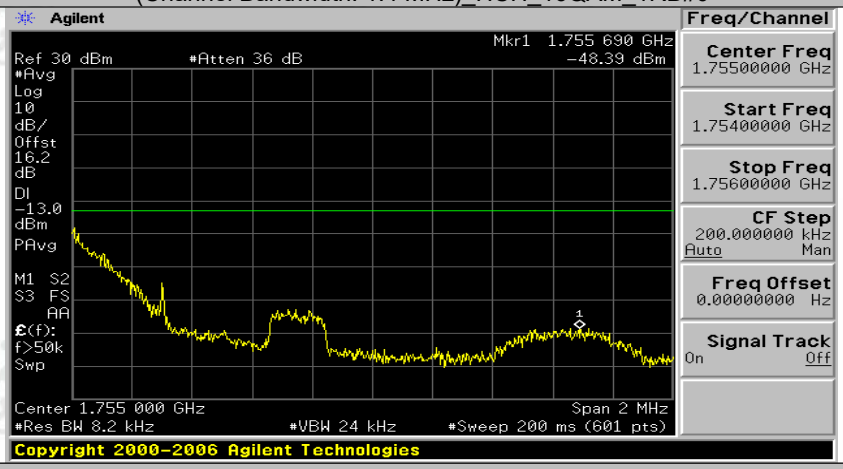

(Channel Bandwidth: 1.4 MHz)_HCH_16QAM_1RB#3

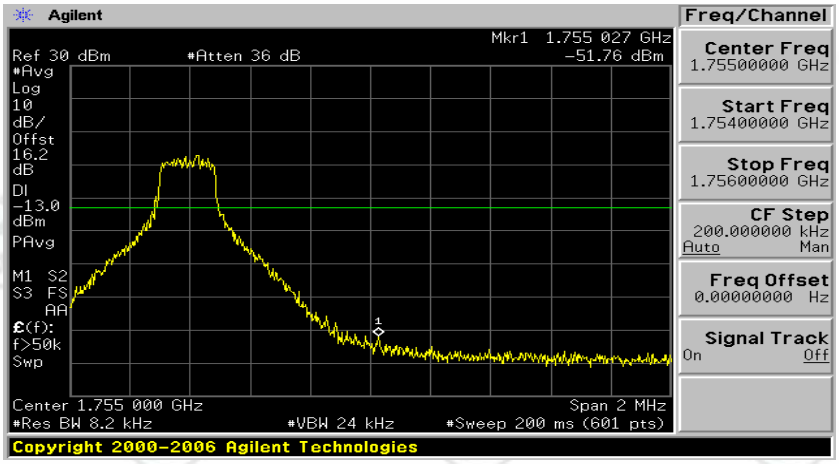

(Channel Bandwidth: 1.4 MHz)_HCH_16QAM_1RB#5

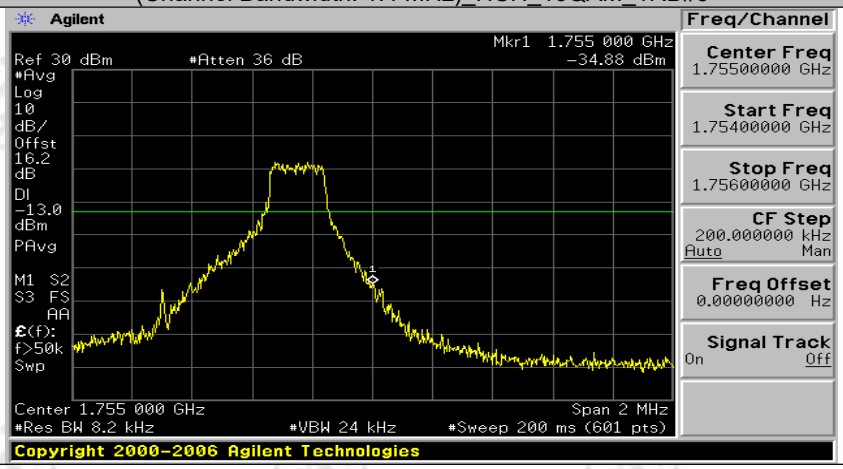

(Channel Bandwidth: 1.4 MHz)_HCH_16QAM_3RB#0

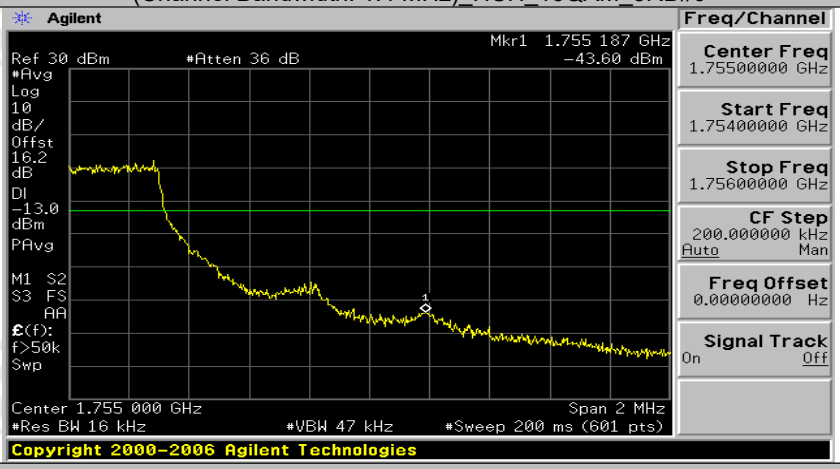

(Channel Bandwidth: 1.4 MHz)_HCH_16QAM_3RB#2

(Channel Bandwidth: 1.4 MHz)_HCH_16QAM_3RB#3

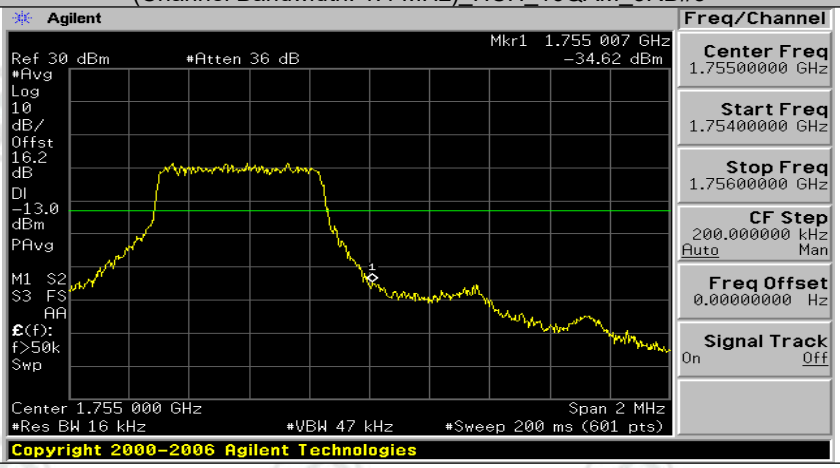

(Channel Bandwidth: 1.4 MHz)_HCH_16QAM_6RB#0

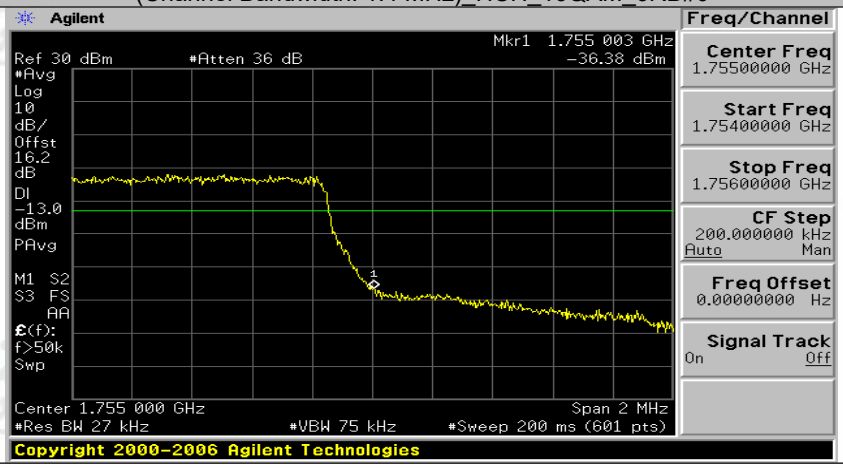

Channel Bandwidth: 3 MHz

(Channel Bandwidth: 3 MHz)_LCH_QPSK_1RB#0

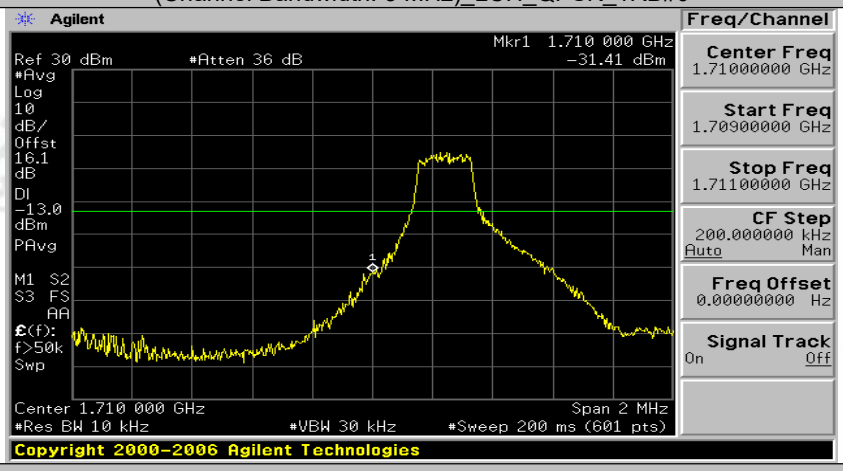

(Channel Bandwidth: 3 MHz)_LCH_QPSK_1RB#7

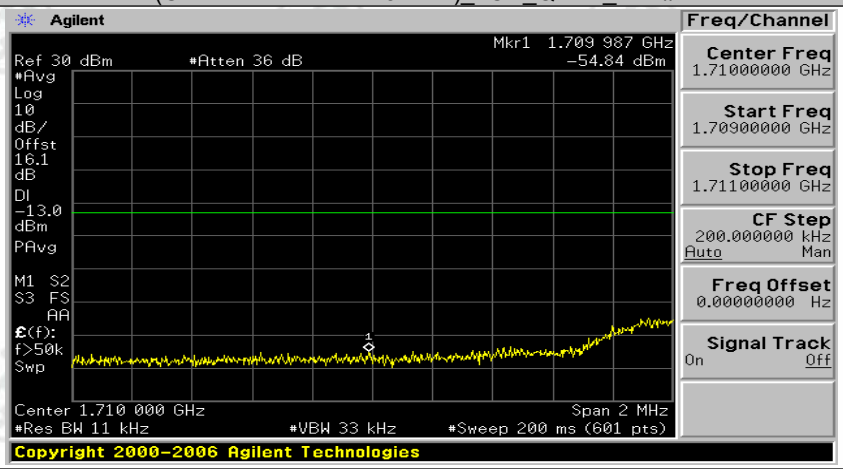

(Channel Bandwidth: 3 MHz)_LCH_QPSK_1RB#14

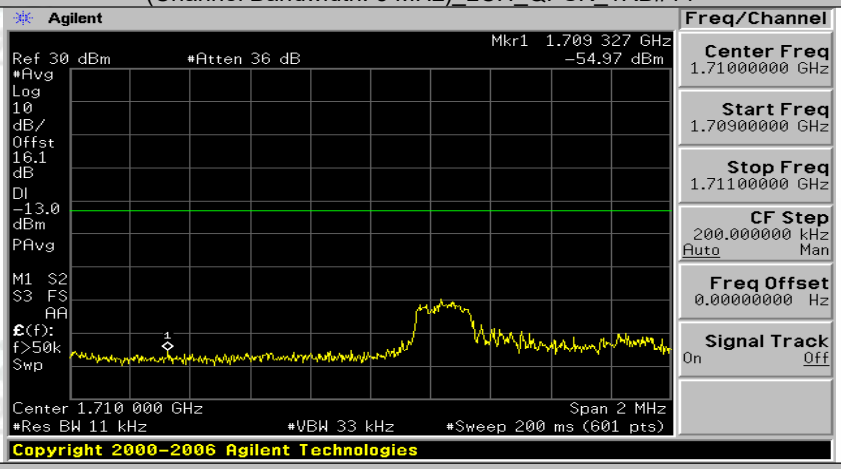

(Channel Bandwidth: 3 MHz)_LCH_QPSK_8RB#0

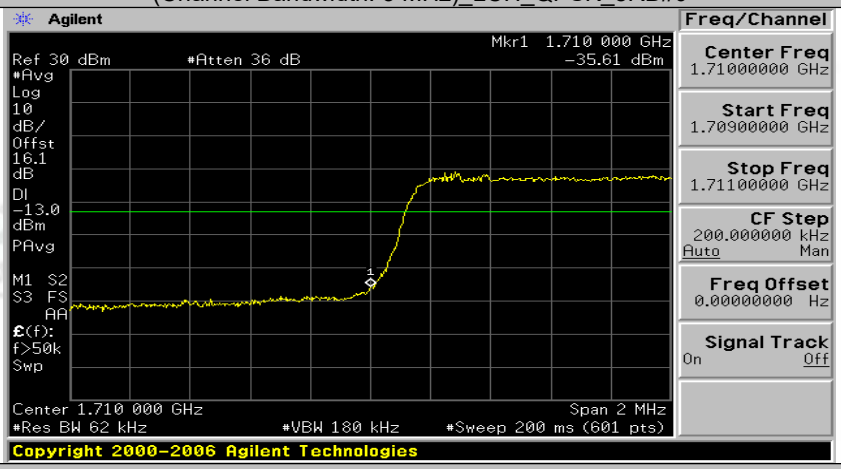

(Channel Bandwidth: 3 MHz)_LCH_QPSK_8RB#4

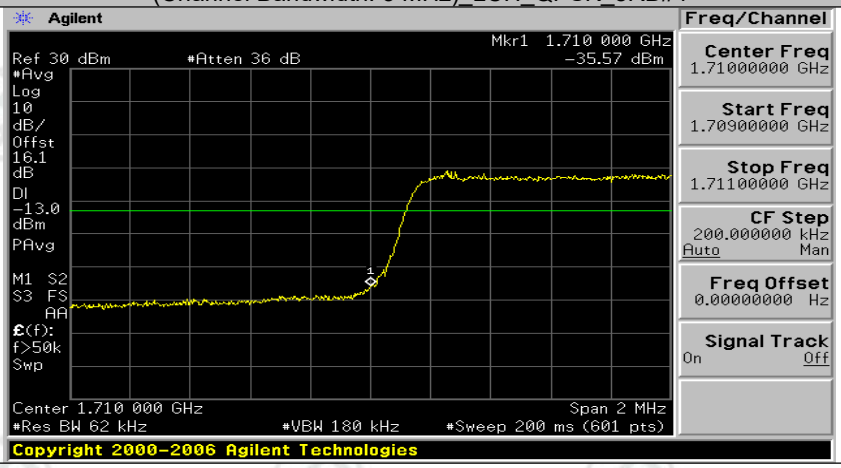

(Channel Bandwidth: 3 MHz)_LCH_QPSK_8RB#7

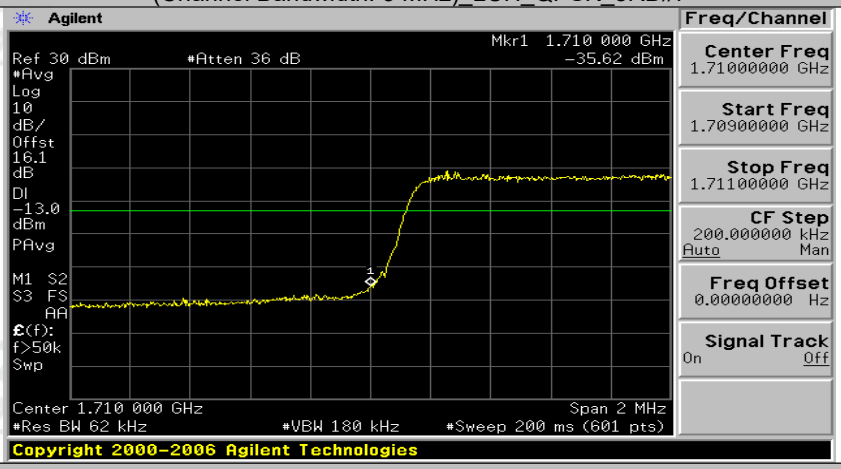

(Channel Bandwidth: 3 MHz)_LCH_QPSK_15RB#0

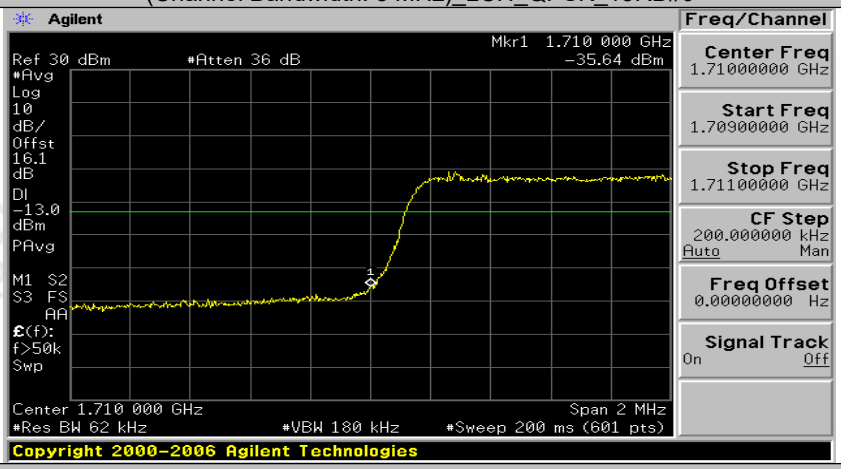

(Channel Bandwidth: 3 MHz)_HCH_QPSK_1RB#0

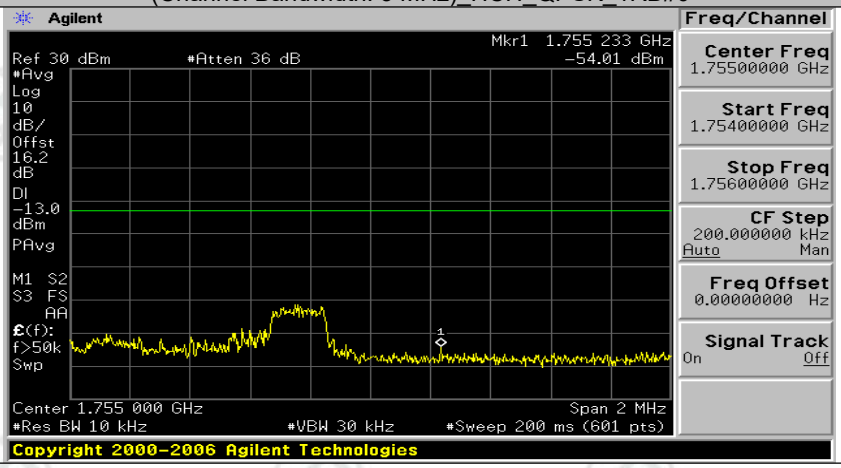

(Channel Bandwidth: 3 MHz)_HCH_QPSK_1RB#7

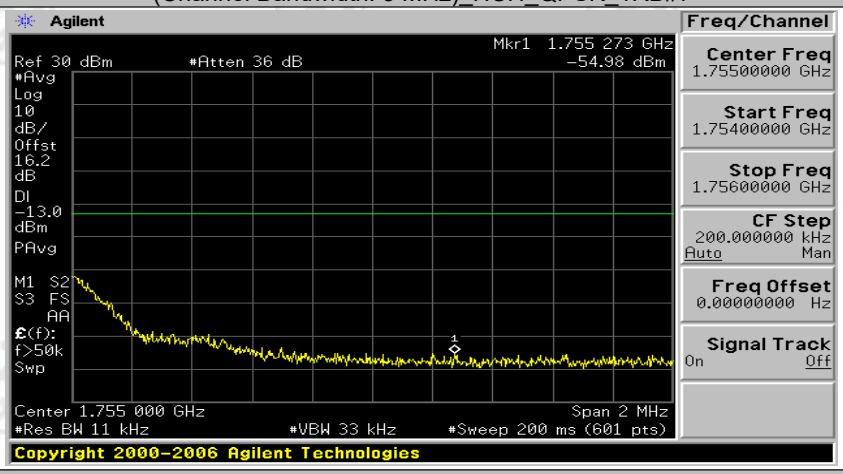

(Channel Bandwidth: 3 MHz)_HCH_QPSK_1RB#14

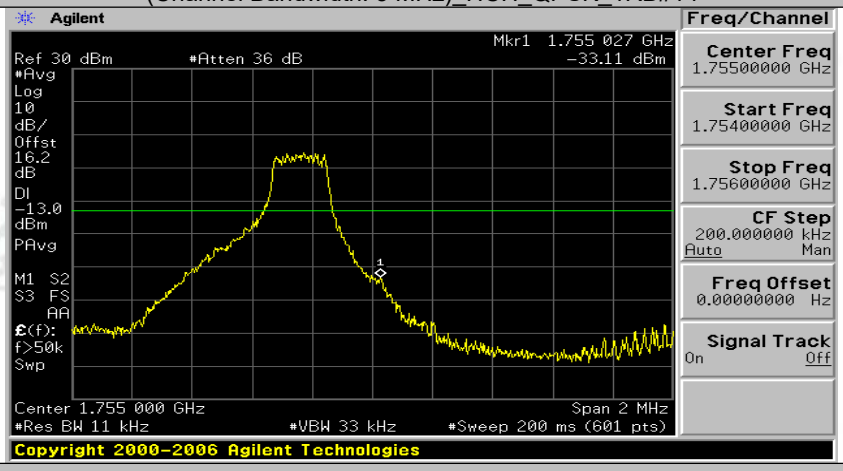

(Channel Bandwidth: 3 MHz)_HCH_QPSK_8RB#0

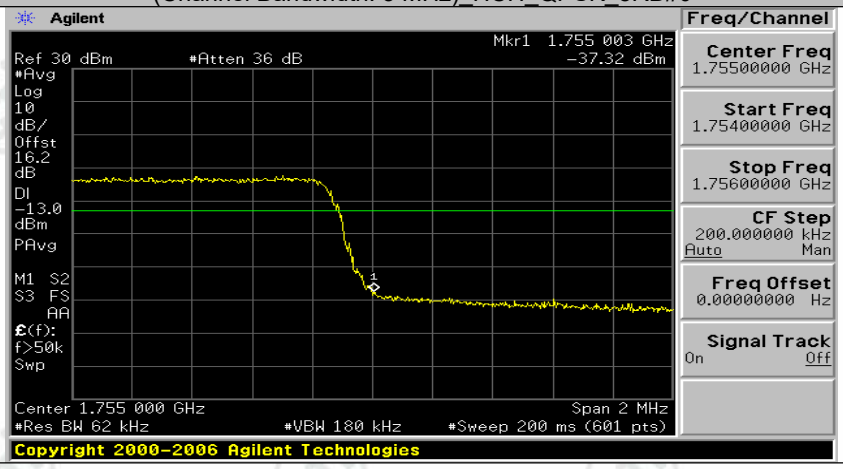

(Channel Bandwidth: 3 MHz)_HCH_QPSK_8RB#4

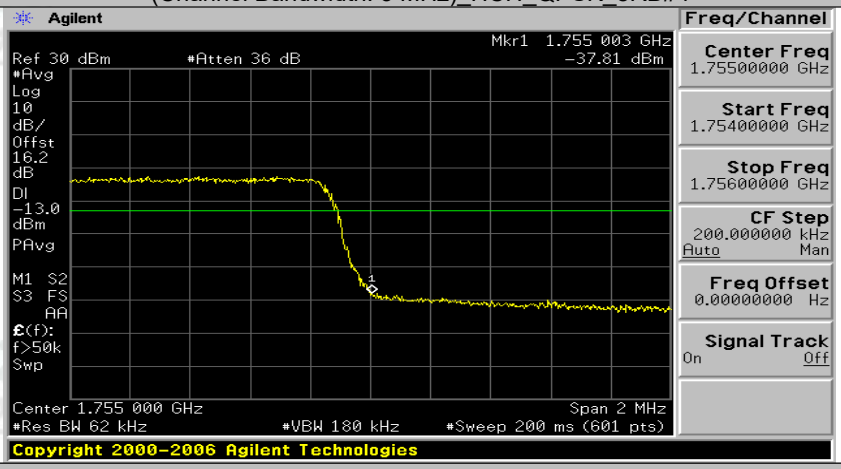

(Channel Bandwidth: 3 MHz)_HCH_QPSK_8RB#7

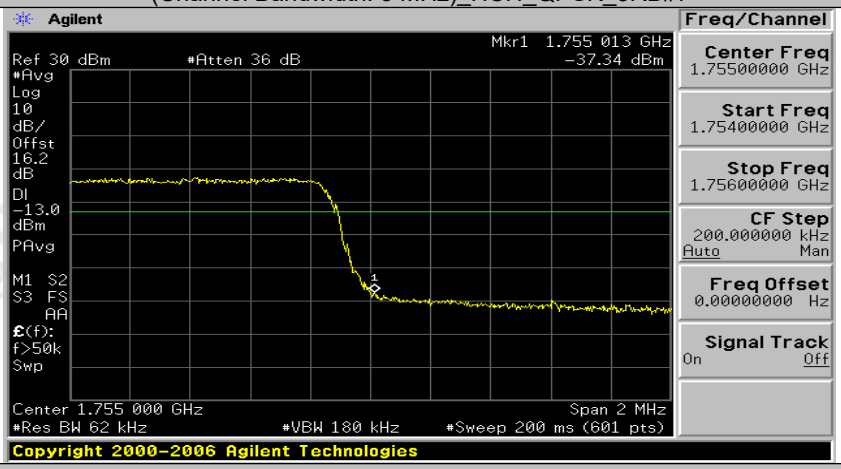

(Channel Bandwidth: 3 MHz)_HCH_QPSK_15RB#0

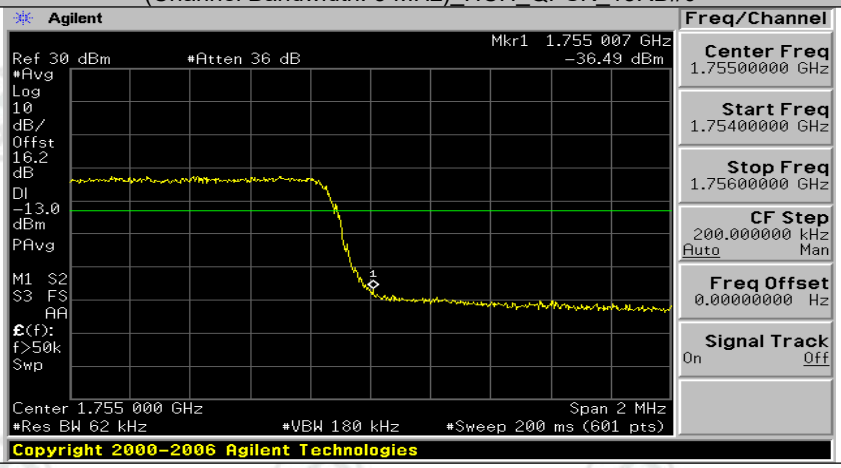

(Channel Bandwidth: 3 MHz)_LCH_16QAM_1RB#0

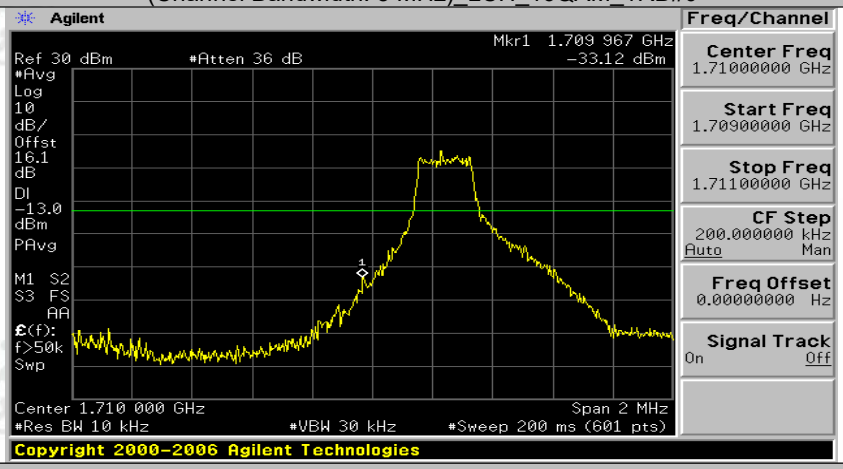

(Channel Bandwidth: 3 MHz)_LCH_16QAM_1RB#7

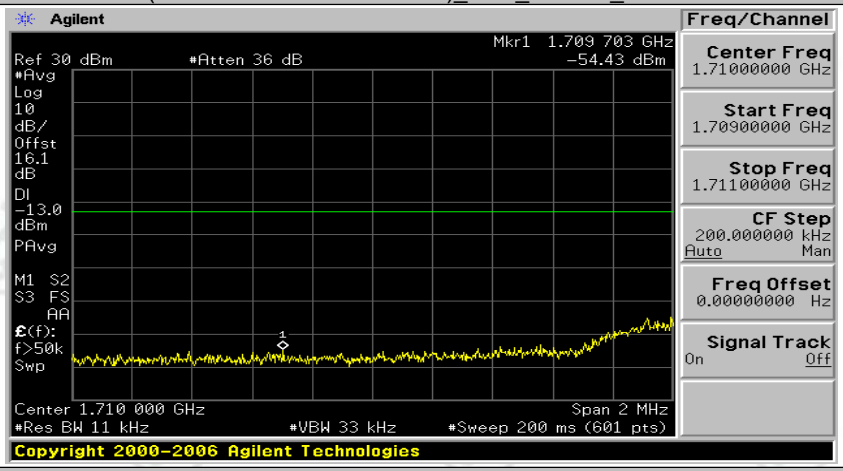

(Channel Bandwidth: 3 MHz)_LCH_16QAM_1RB#14

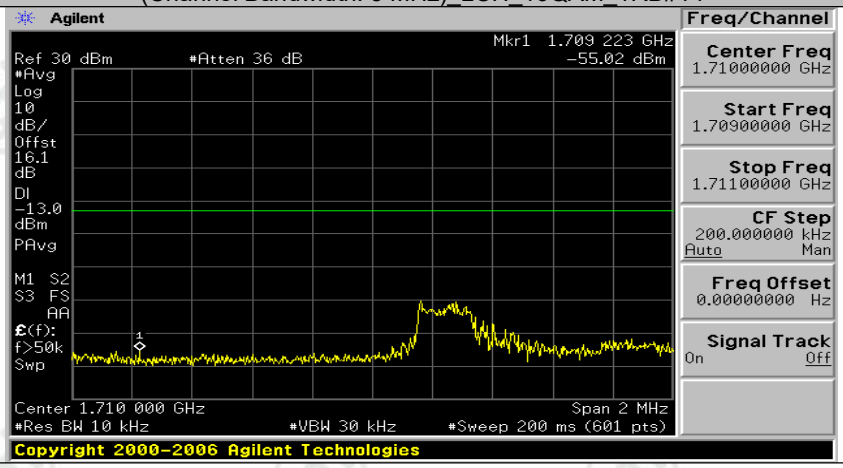

(Channel Bandwidth: 3 MHz)_LCH_16QAM_8RB#0

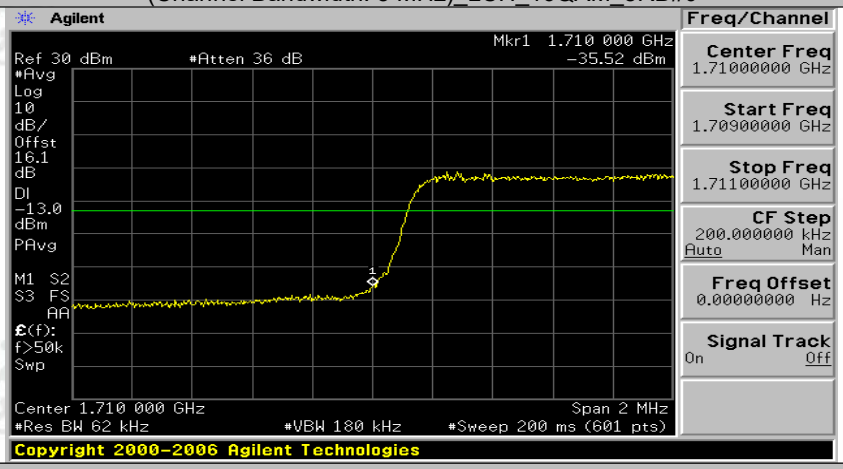

(Channel Bandwidth: 3 MHz)_LCH_16QAM_8RB#4

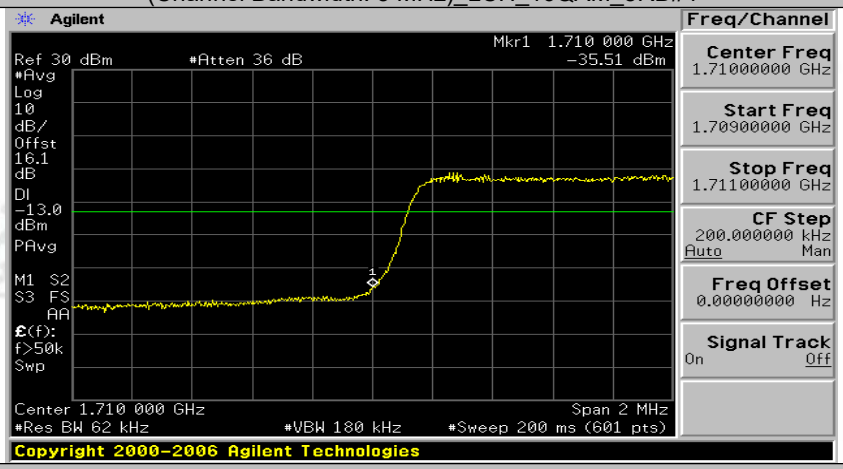

(Channel Bandwidth: 3 MHz)_LCH_16QAM_8RB#7

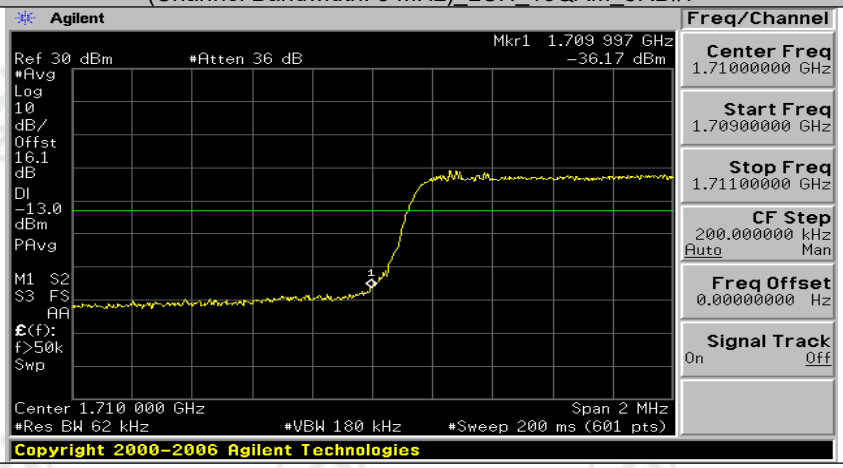

(Channel Bandwidth: 3 MHz)_LCH_16QAM_15RB#0

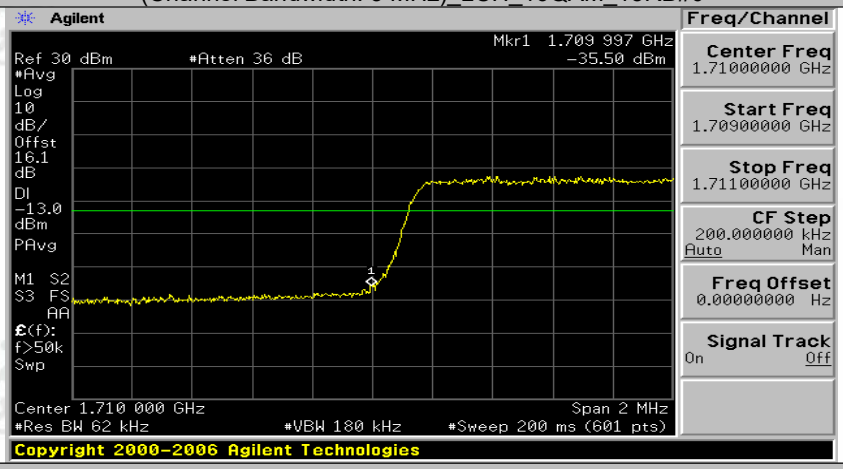

(Channel Bandwidth: 3 MHz)_HCH_16QAM_1RB#0

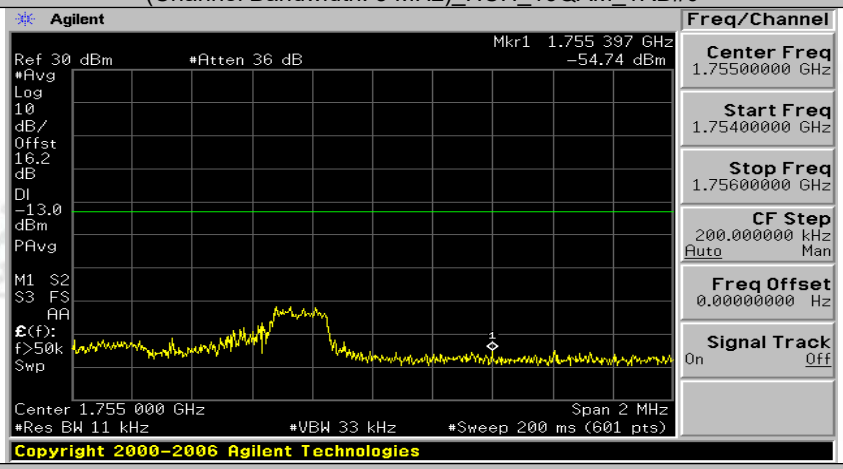

(Channel Bandwidth: 3 MHz)_HCH_16QAM_1RB#7

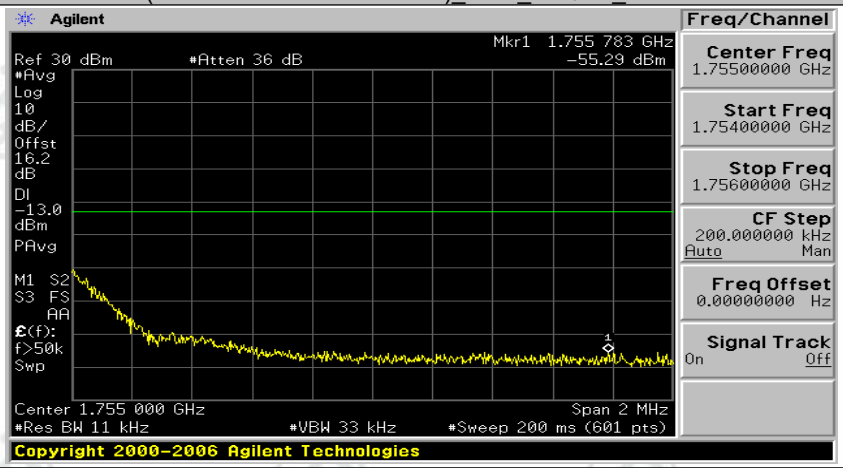

(Channel Bandwidth: 3 MHz)_HCH_16QAM_1RB#14

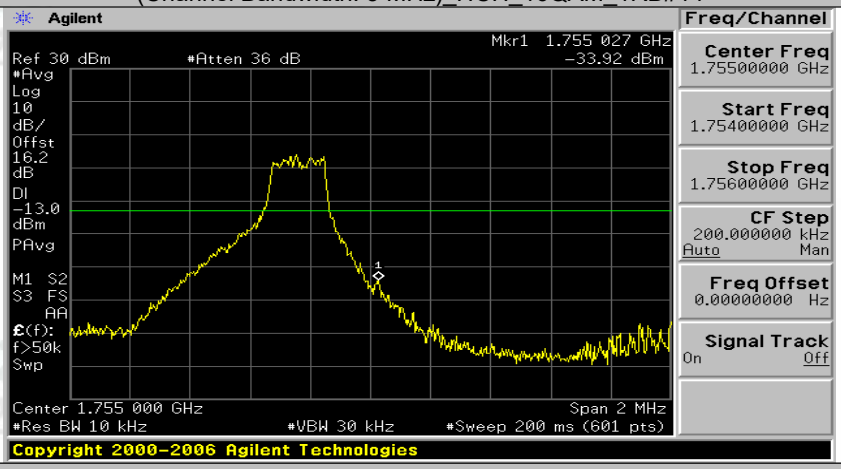

(Channel Bandwidth: 3 MHz)_HCH_16QAM_8RB#0

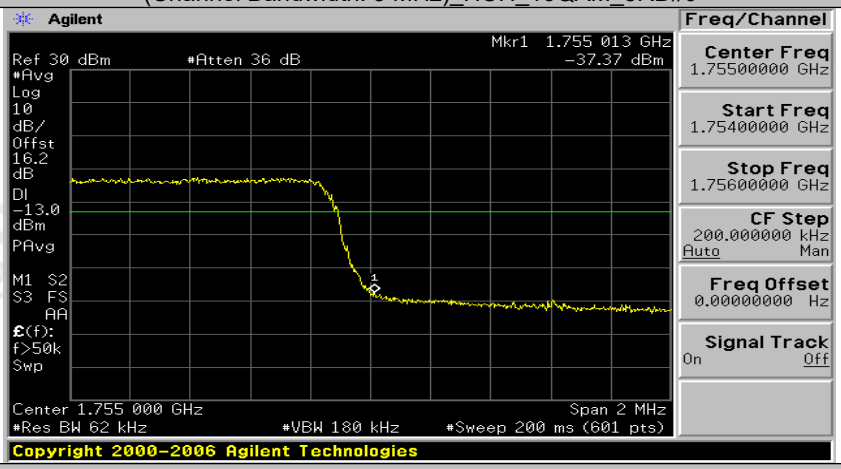

(Channel Bandwidth: 3 MHz)_HCH_16QAM_8RB#4

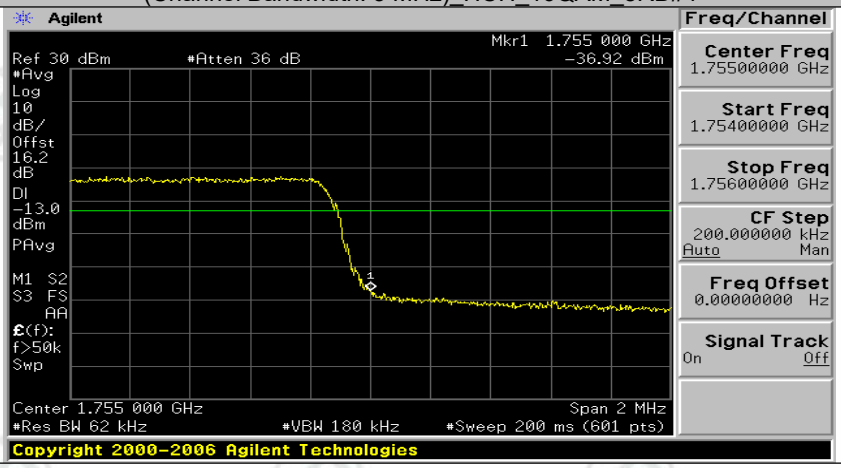

(Channel Bandwidth: 3 MHz)_HCH_16QAM_8RB#7

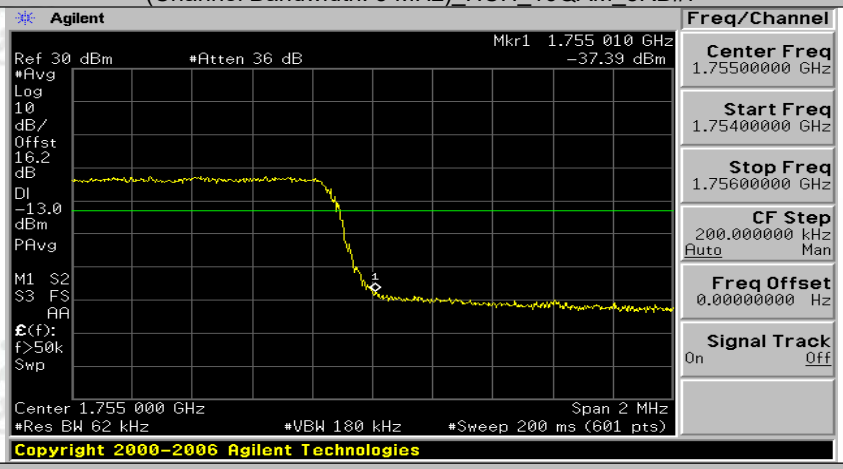

(Channel Bandwidth: 3 MHz)_HCH_16QAM_15RB#0

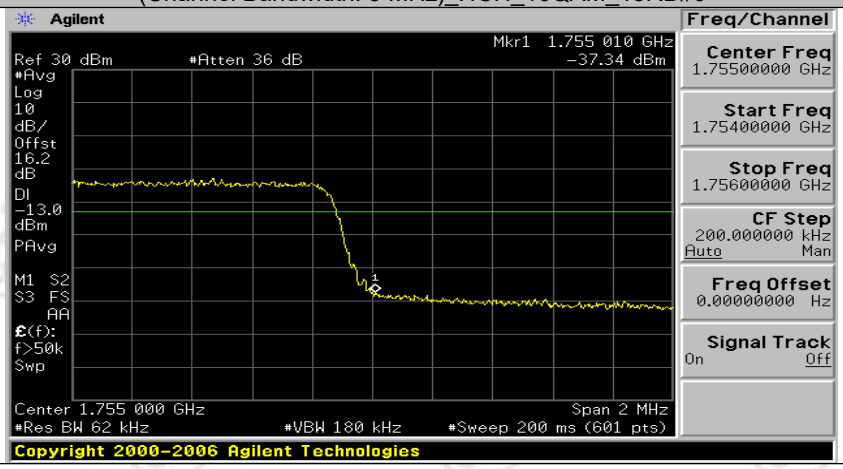

Channel Bandwidth: 5 MHz

(Channel Bandwidth: 5 MHz)_LCH_QPSK_1RB#0

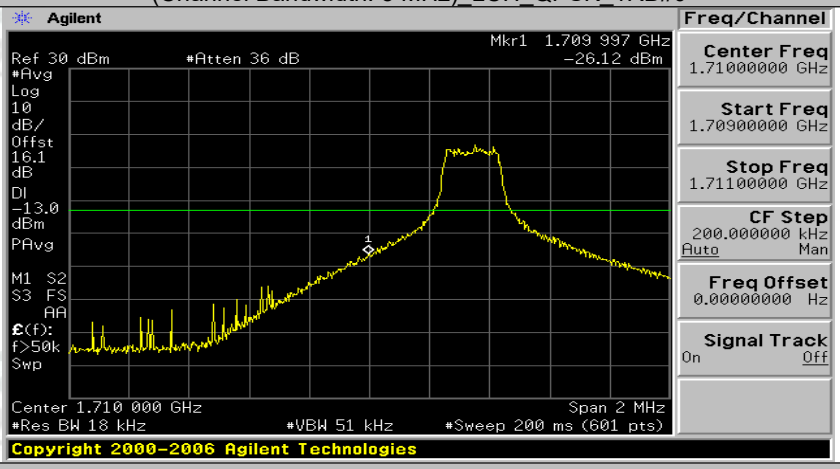

(Channel Bandwidth: 5 MHz)_LCH_QPSK_1RB#12

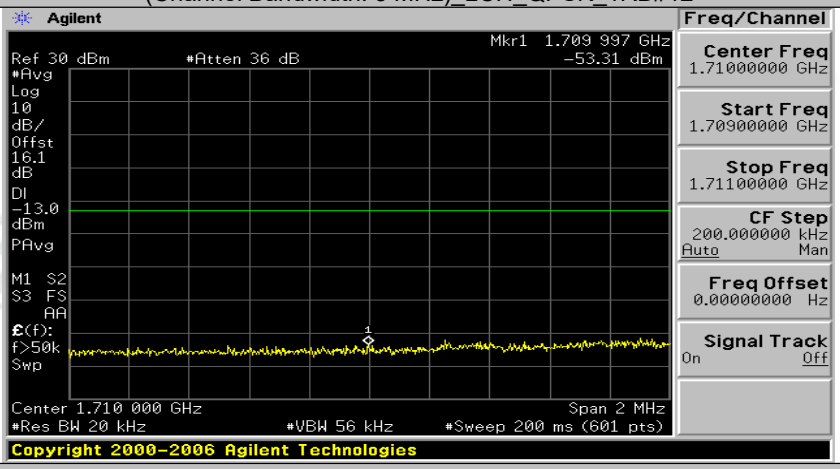

(Channel Bandwidth: 5 MHz)_LCH_QPSK_1RB#24

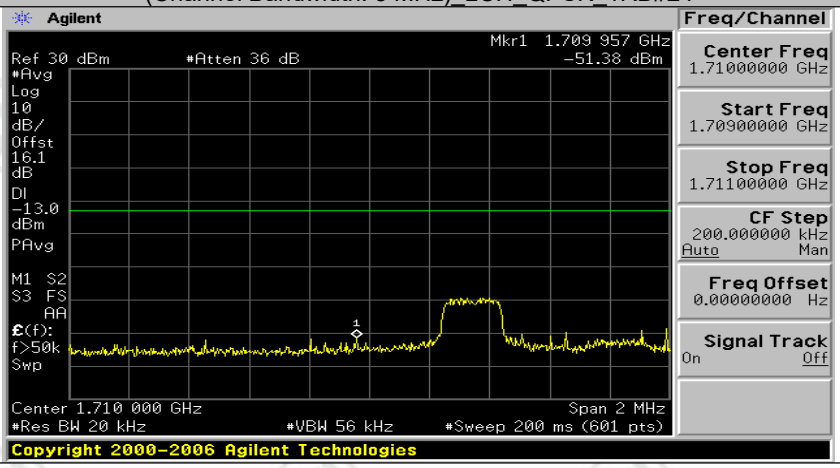

(Channel Bandwidth: 5 MHz)_LCH_QPSK_12RB#0

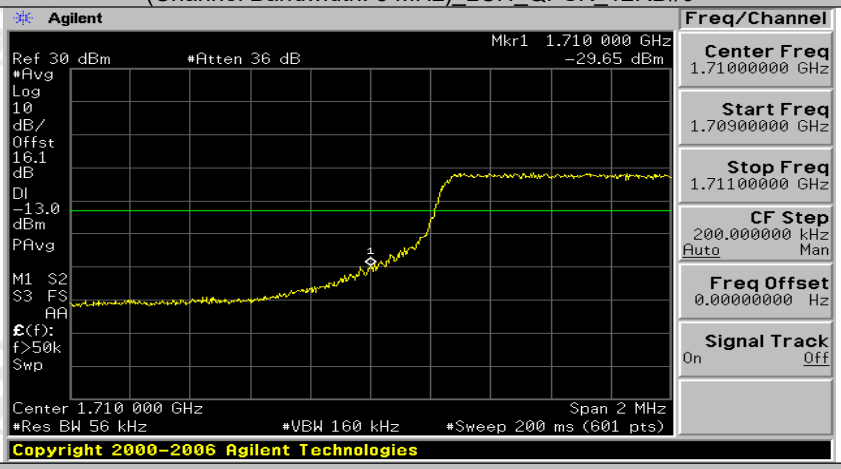

(Channel Bandwidth: 5 MHz)_LCH_QPSK_12RB#6

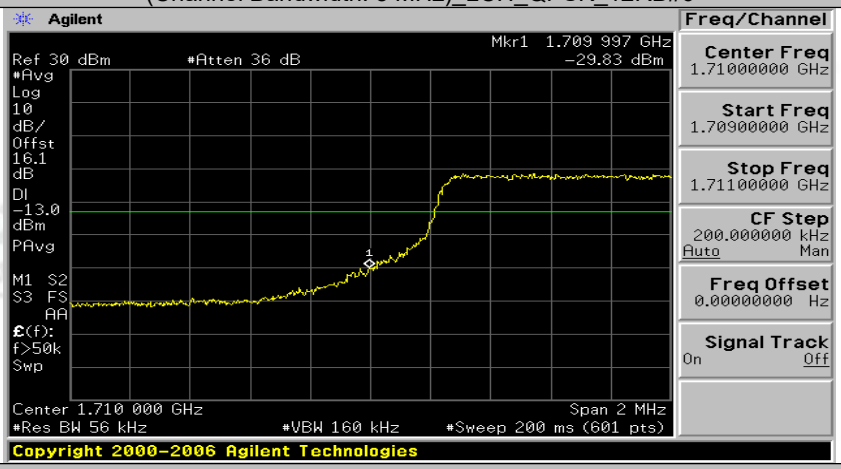

(Channel Bandwidth: 5 MHz)_LCH_QPSK_12RB#13

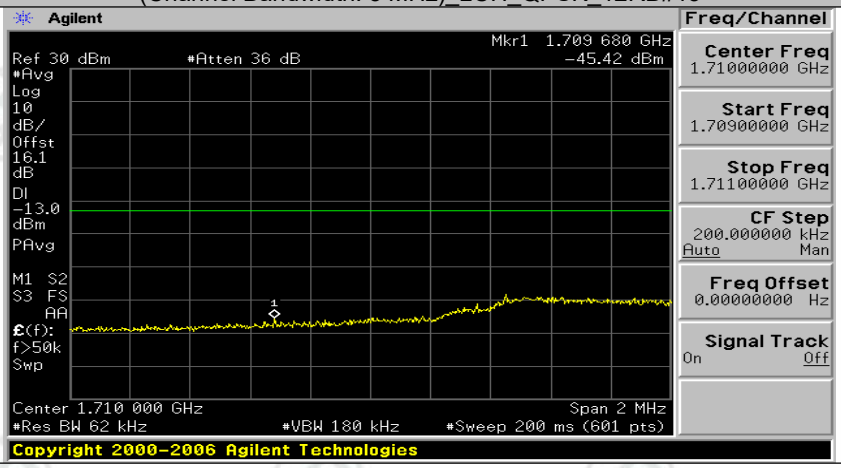

(Channel Bandwidth: 5 MHz)_LCH_QPSK_25RB#0

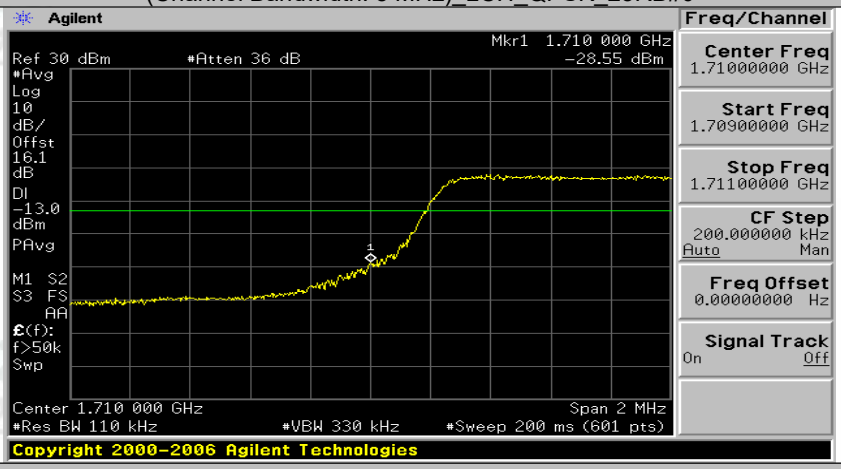

(Channel Bandwidth: 5 MHz)_HCH_QPSK_1RB#0

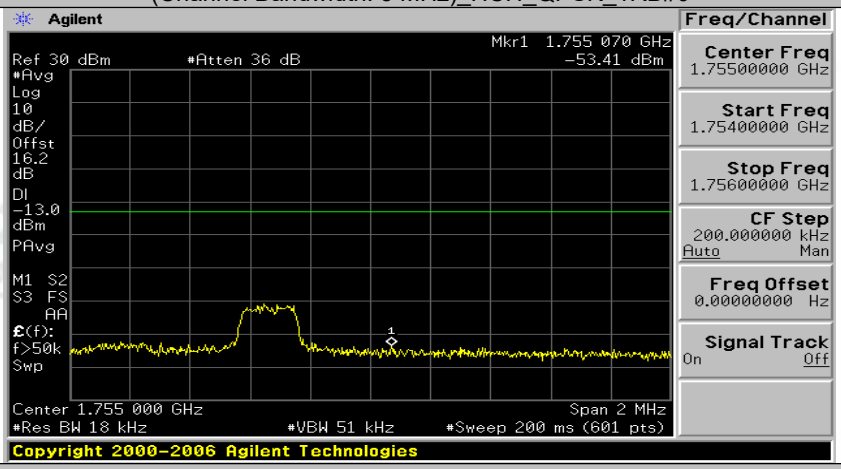

(Channel Bandwidth: 5 MHz)_HCH_QPSK_1RB#12

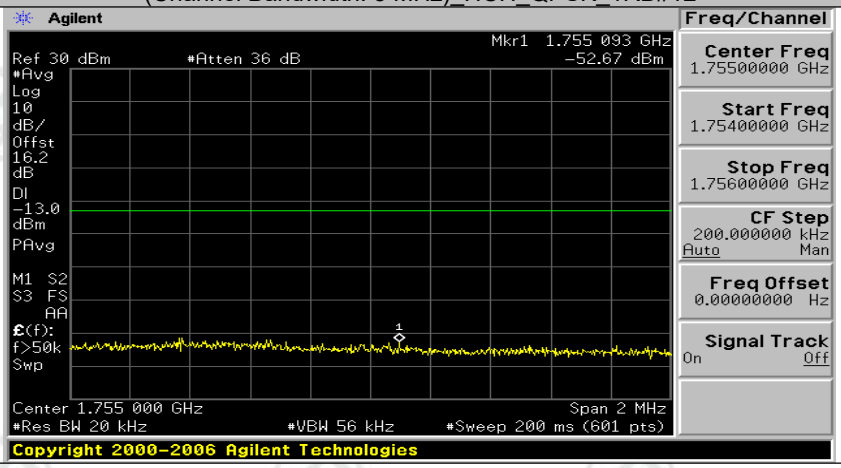

(Channel Bandwidth: 5 MHz)_HCH_QPSK_1RB#24

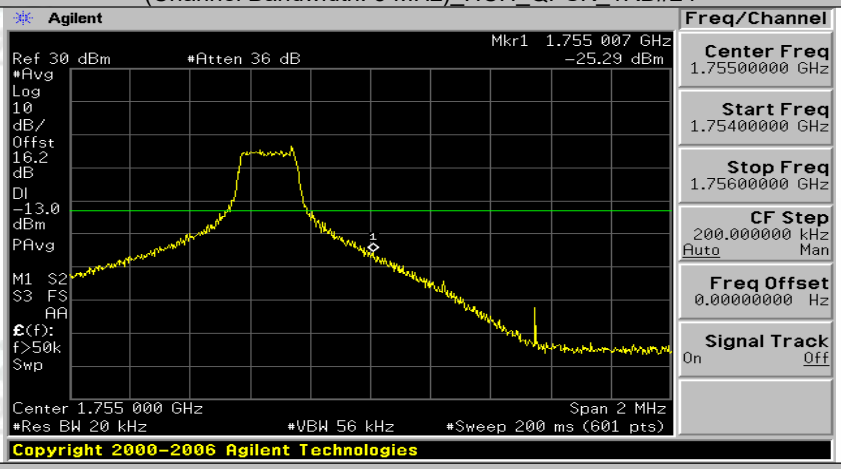

(Channel Bandwidth: 5 MHz)_HCH_QPSK_12RB#0

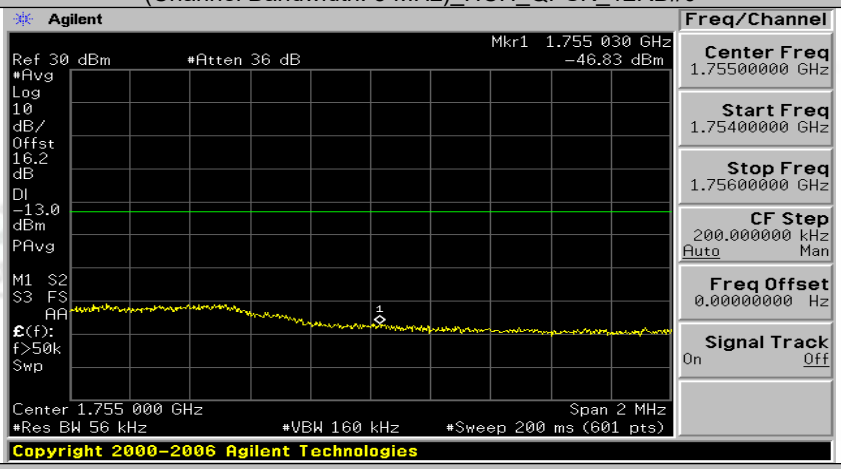

(Channel Bandwidth: 5 MHz)_HCH_QPSK_12RB#6

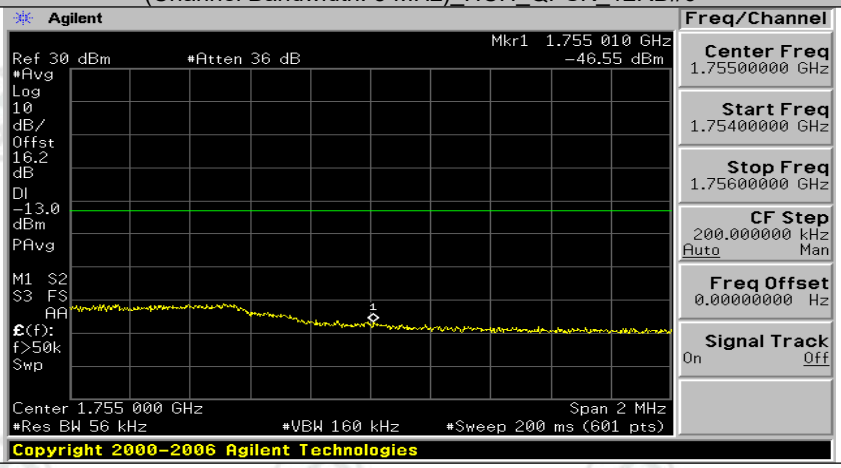

(Channel Bandwidth: 5 MHz)_HCH_QPSK_12RB#13

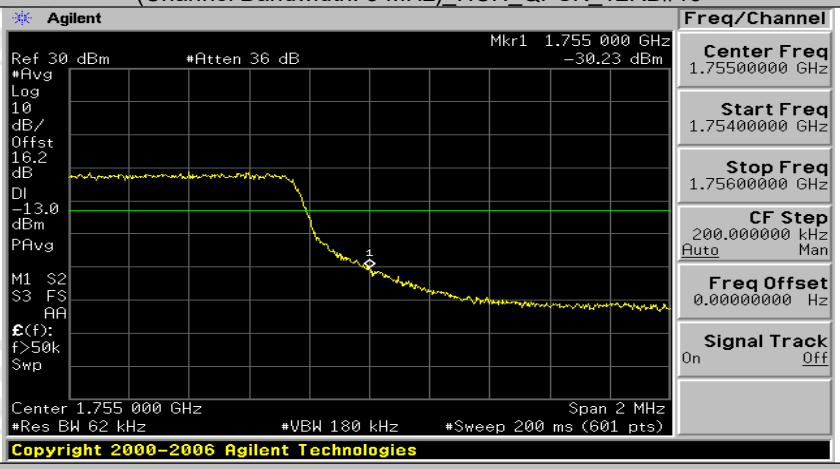

(Channel Bandwidth: 5 MHz)_HCH_QPSK_25RB#0

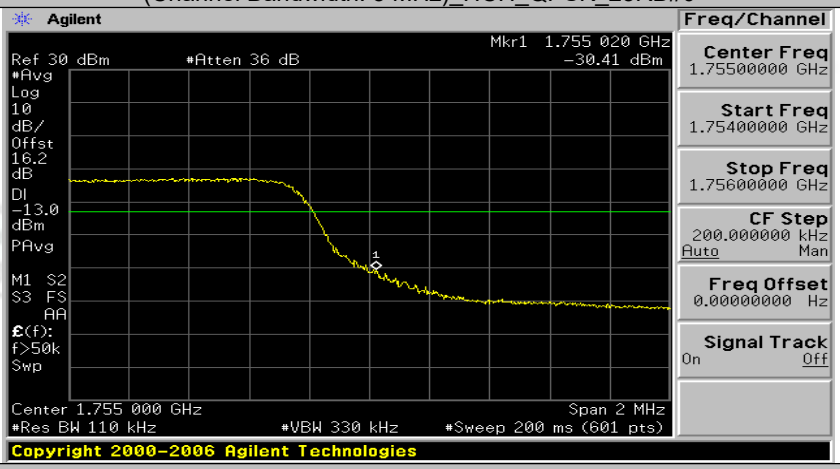

(Channel Bandwidth: 5 MHz)_LCH_16QAM_1RB#0

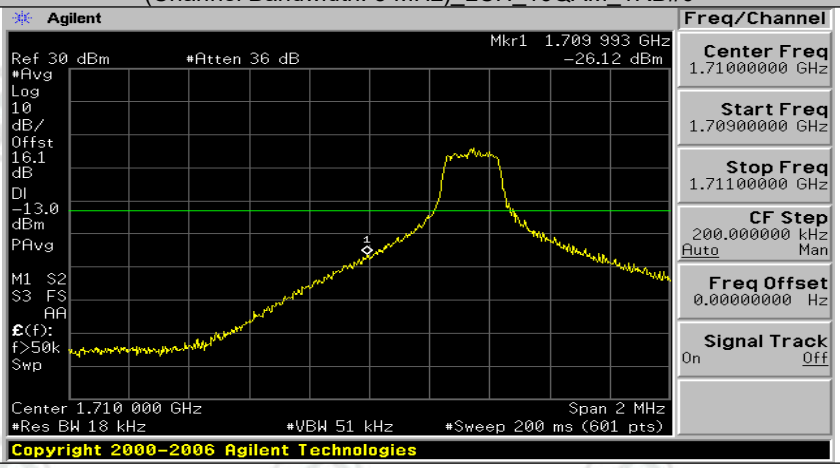

(Channel Bandwidth: 5 MHz)_LCH_16QAM_1RB#12

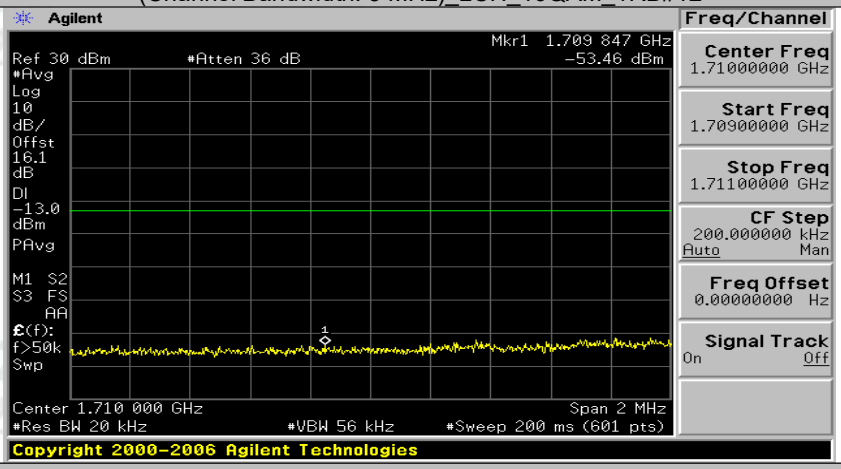

(Channel Bandwidth: 5 MHz)_LCH_16QAM_1RB#24

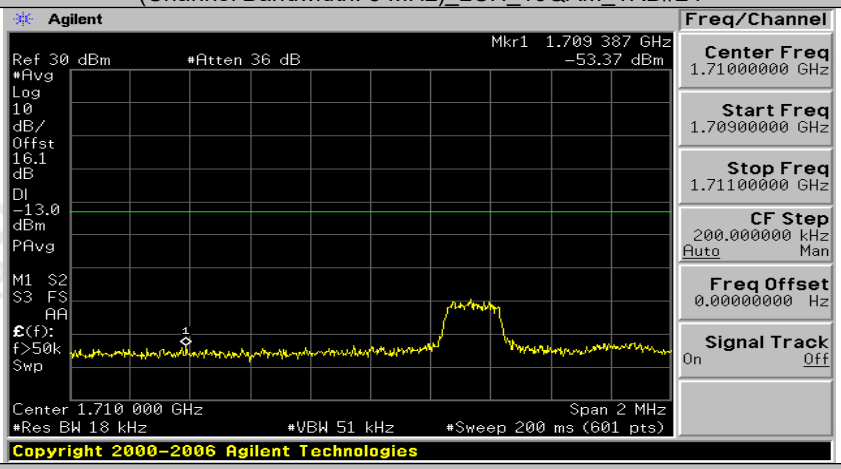

(Channel Bandwidth: 5 MHz)_LCH_16QAM_12RB#0

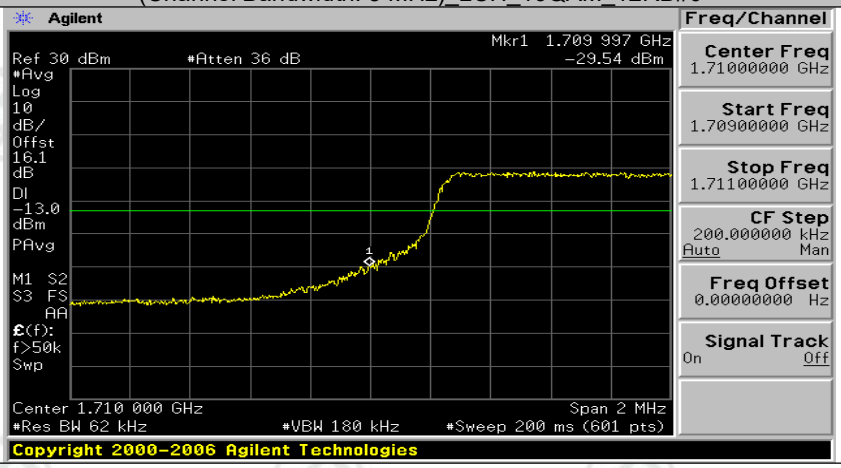

(Channel Bandwidth: 5 MHz)_LCH_16QAM_12RB#6

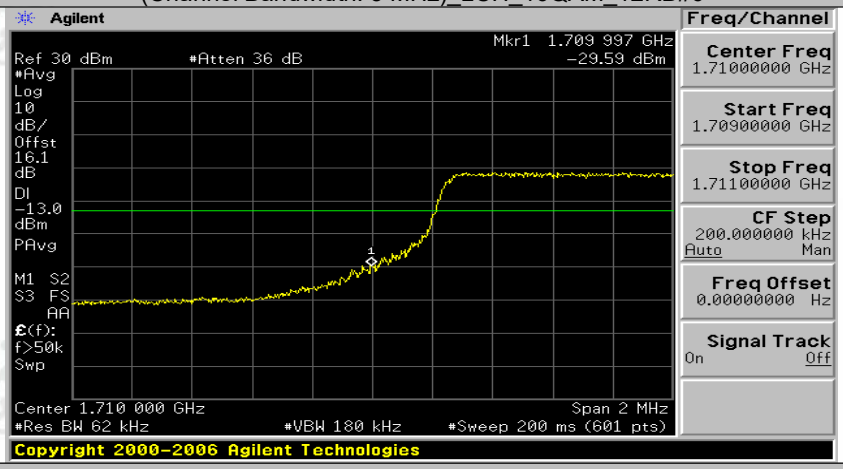

(Channel Bandwidth: 5 MHz)_LCH_16QAM_12RB#13

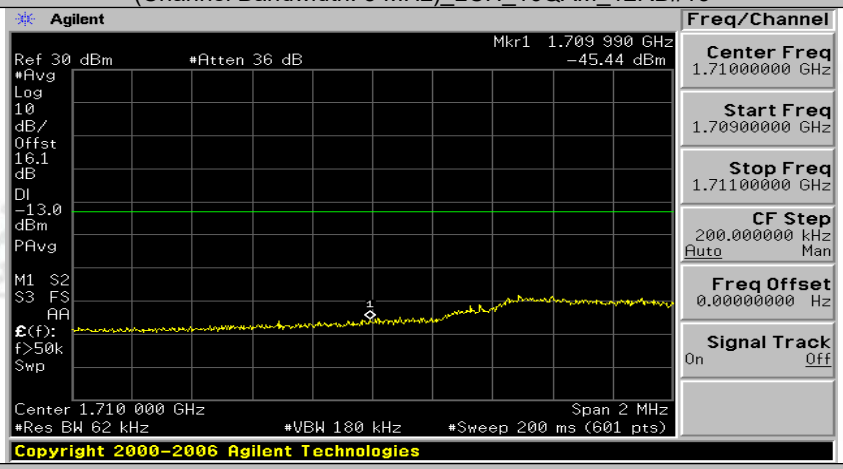

(Channel Bandwidth: 5 MHz)_LCH_16QAM_25RB#0

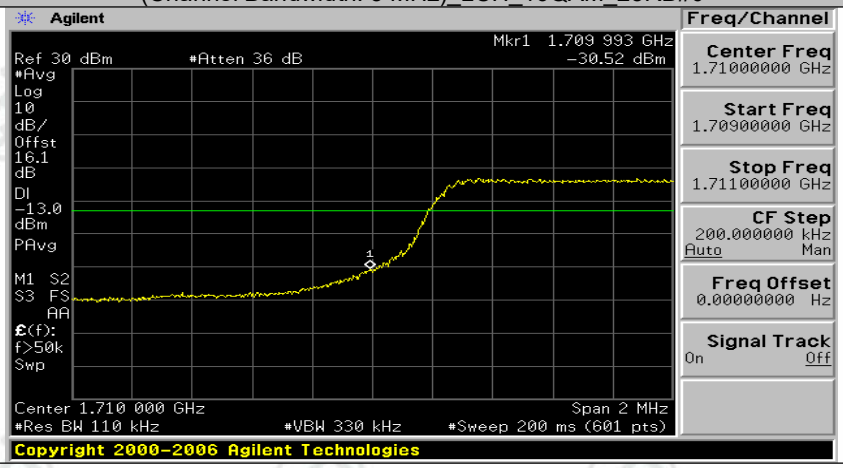

(Channel Bandwidth: 5 MHz)_HCH_16QAM_1RB#0

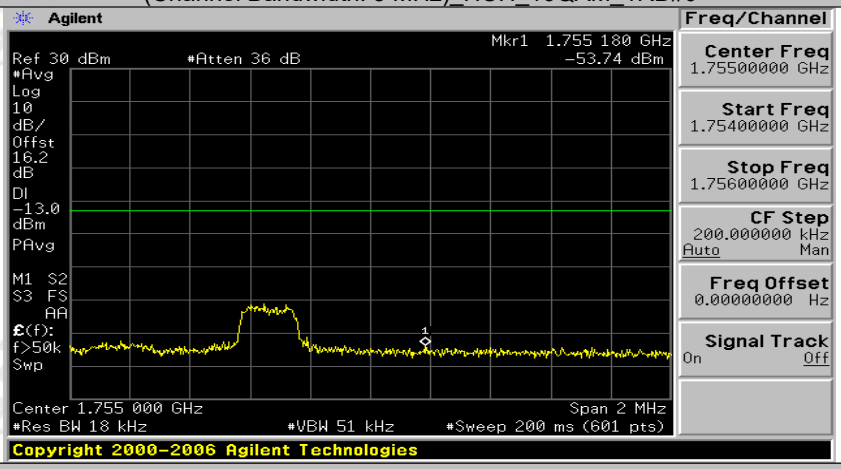

(Channel Bandwidth: 5 MHz)_HCH_16QAM_1RB#12

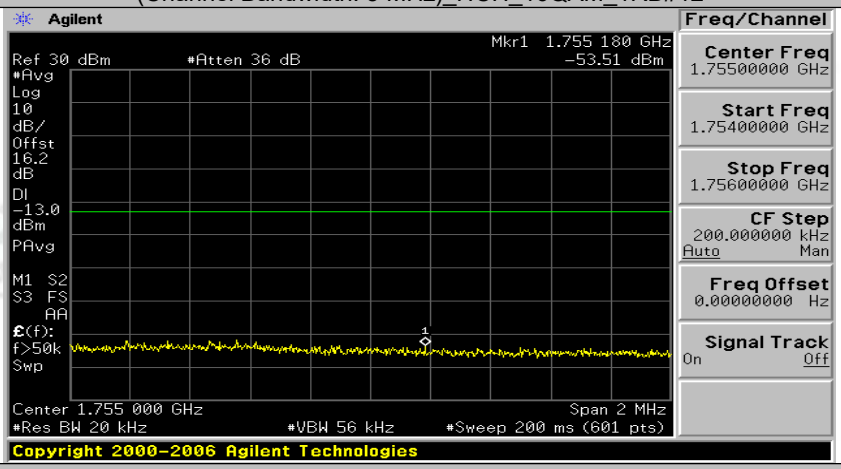

(Channel Bandwidth: 5 MHz)_HCH_16QAM_1RB#24

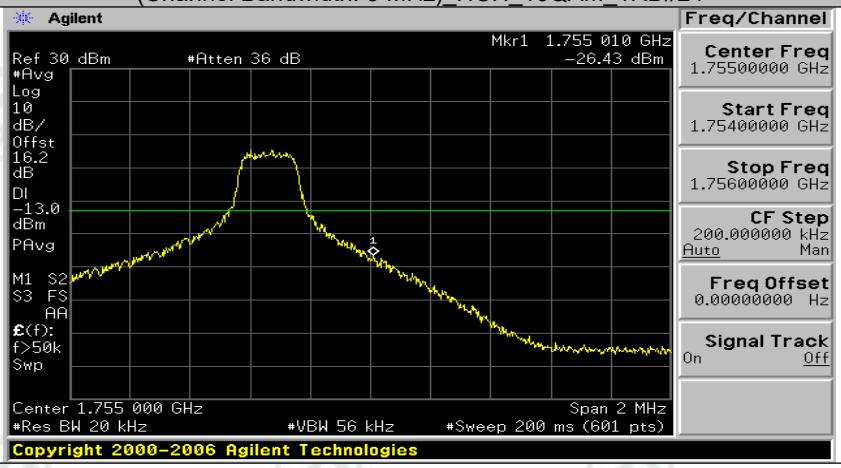

(Channel Bandwidth: 5 MHz)_HCH_16QAM_12RB#0

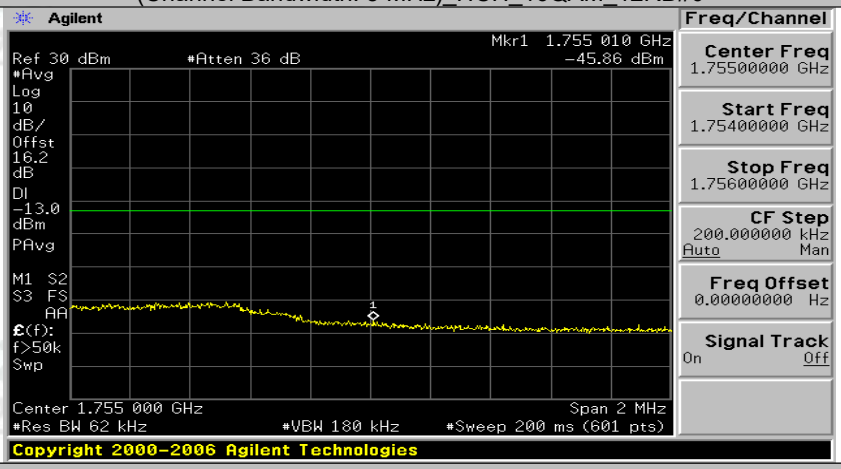

(Channel Bandwidth: 5 MHz)_HCH_16QAM_12RB#6

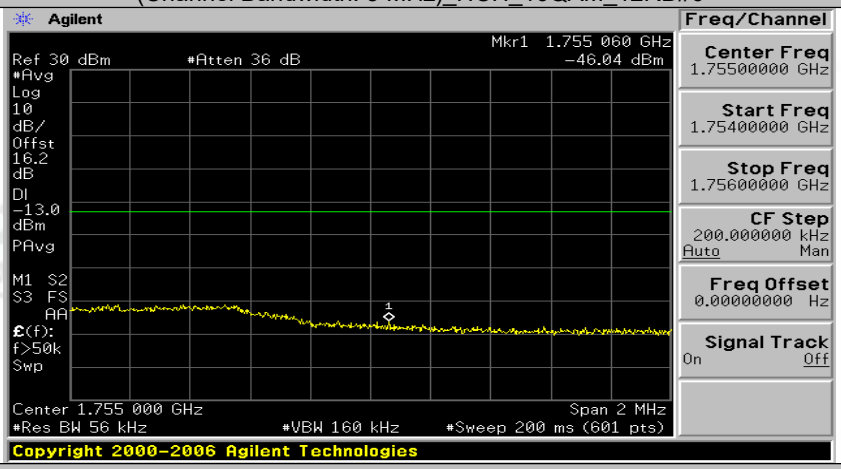

(Channel Bandwidth: 5 MHz)_HCH_16QAM_12RB#13

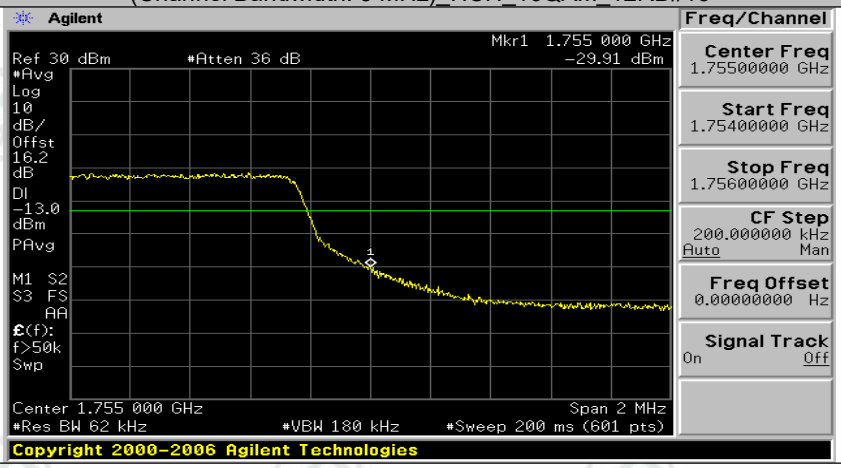

(Channel Bandwidth: 5 MHz)_HCH_16QAM_25RB#0

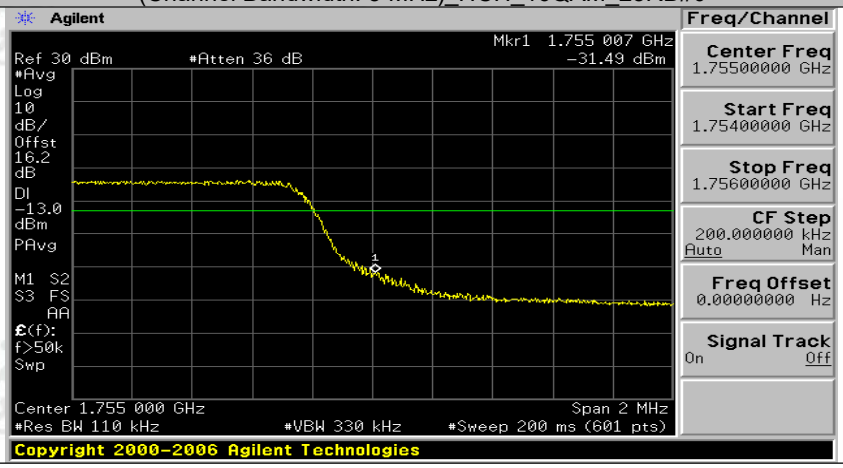

Channel Bandwidth: 10 MHz

Channel Bandwidth: 10 MHz_LCH_QPSK_1RB#0

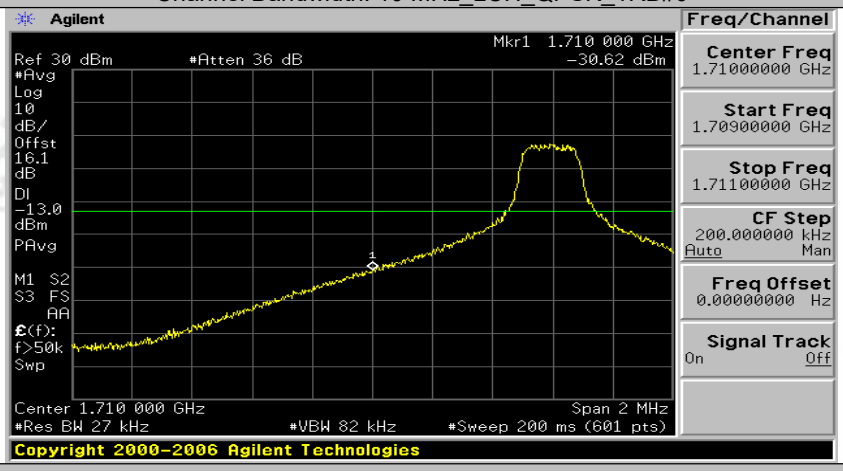

Channel Bandwidth: 10 MHz_LCH_QPSK_1RB#24

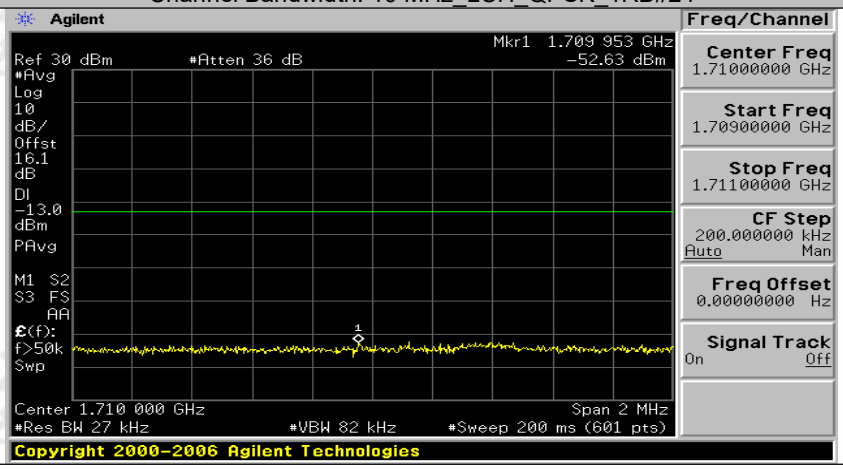

Channel Bandwidth: 10 MHz_LCH_QPSK_1RB#49

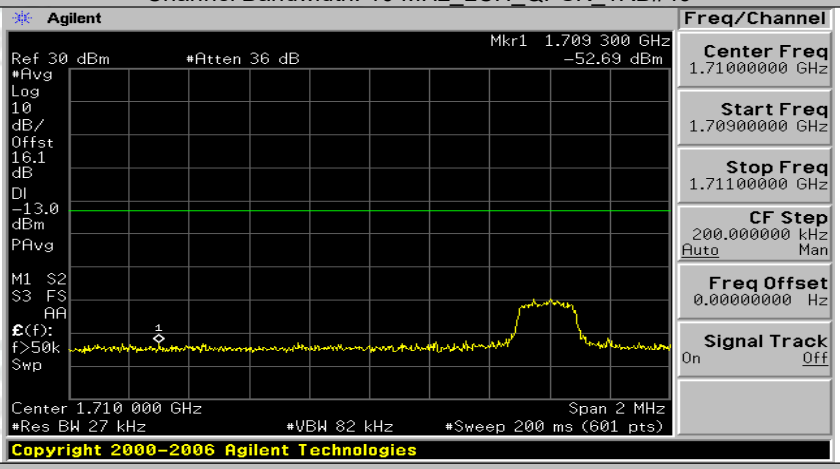

Channel Bandwidth: 10 MHz_LCH_QPSK_25RB#0

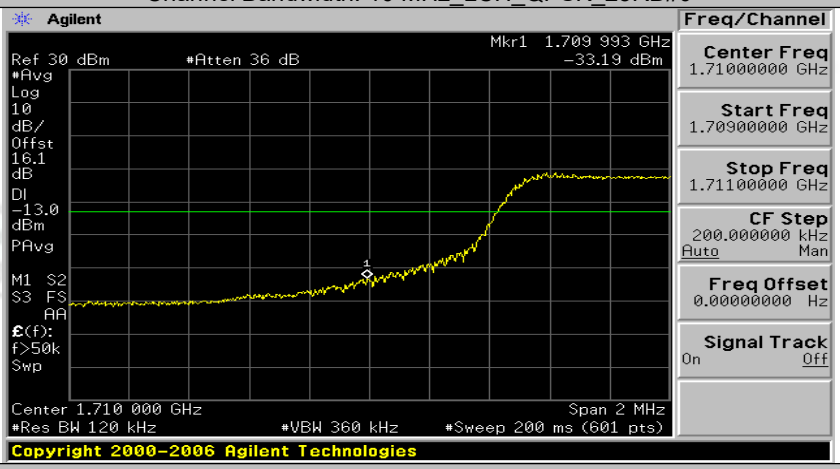

Channel Bandwidth: 10 MHz_LCH_QPSK_25RB#12

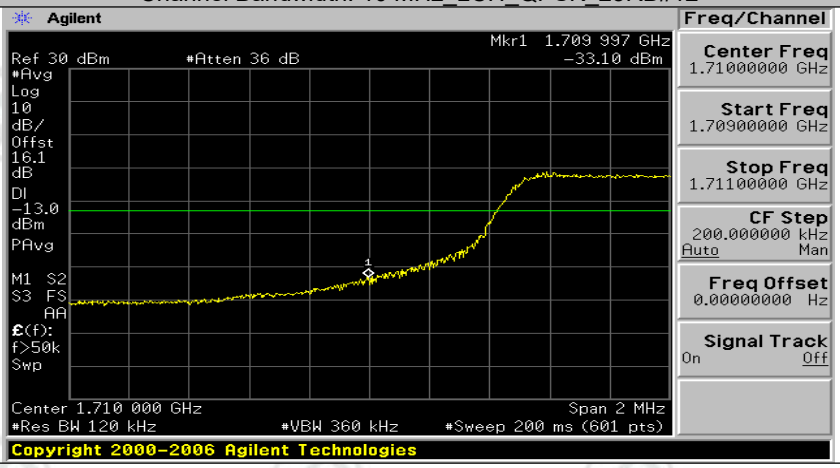

Channel Bandwidth: 10 MHz_LCH_QPSK_25RB#25

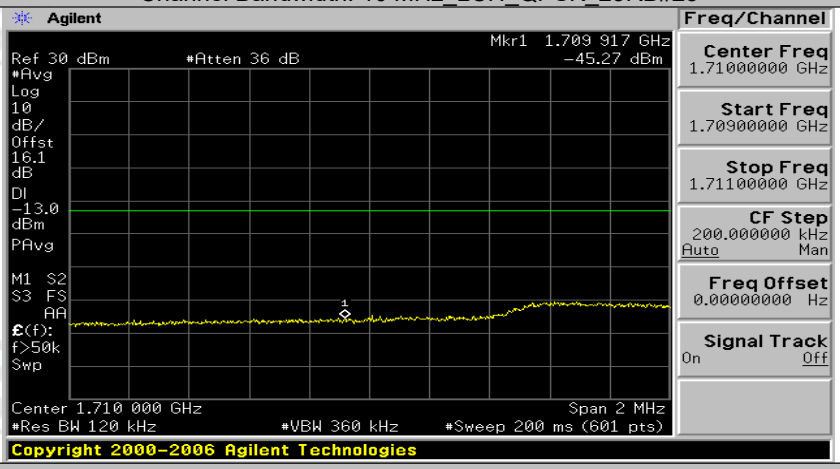

Channel Bandwidth: 10 MHz_LCH_QPSK_50RB#0

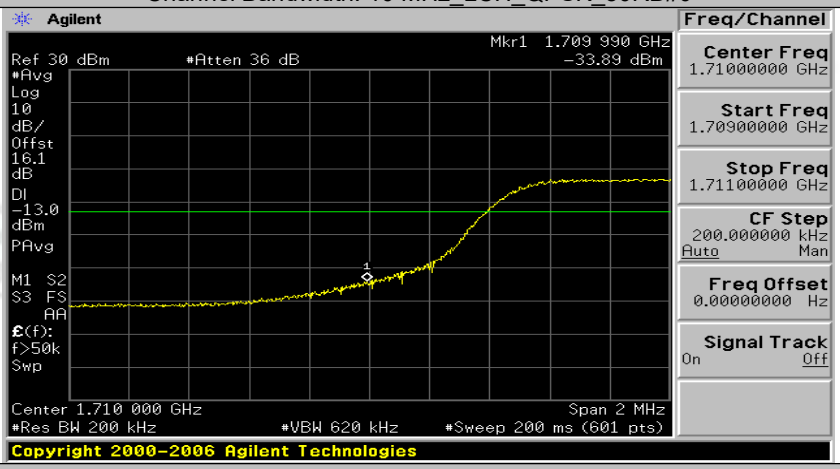

Channel Bandwidth: 10 MHz_HCH_QPSK_1RB#0

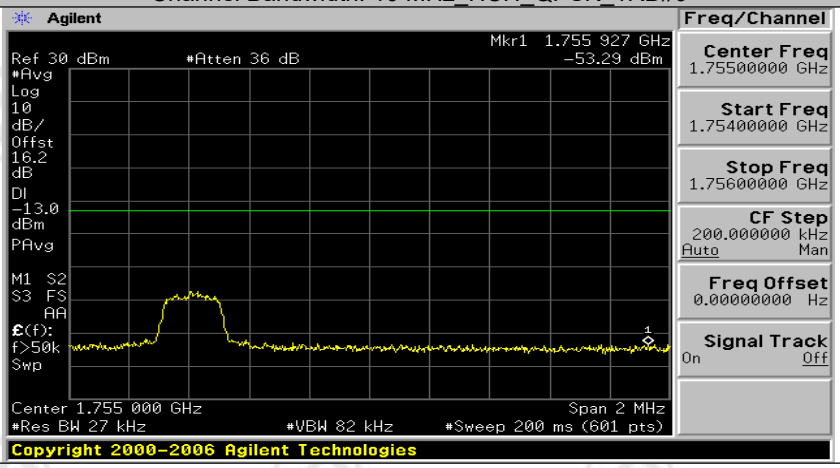

Channel Bandwidth: 10 MHz_HCH_QPSK_1RB#24

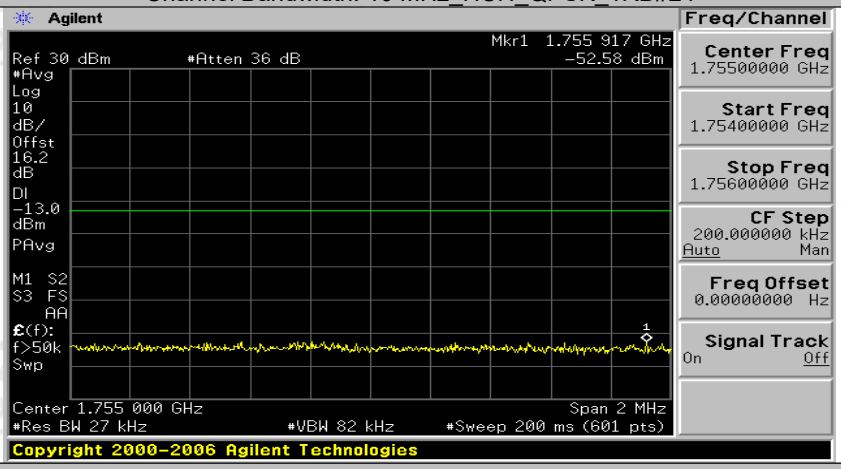

Channel Bandwidth: 10 MHz_HCH_QPSK_1RB#49

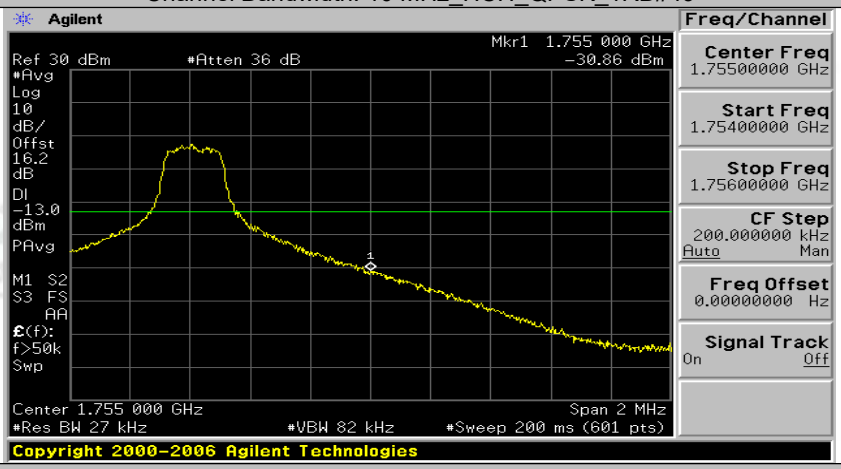

Channel Bandwidth: 10 MHz_HCH_QPSK_25RB#0

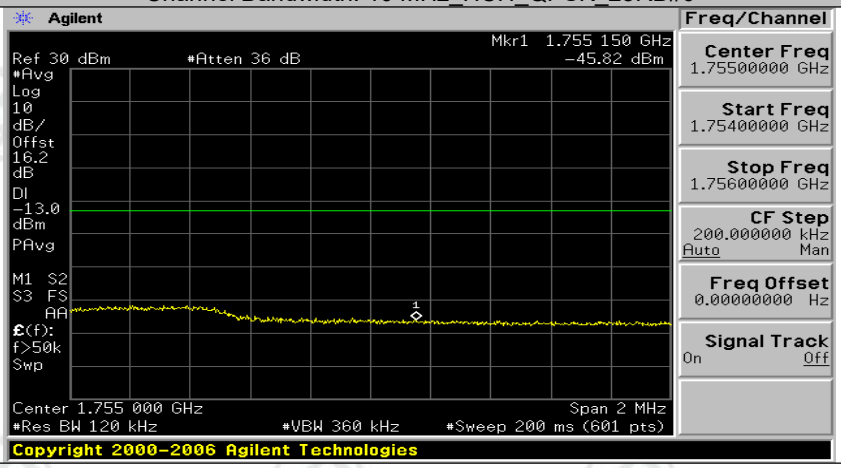

Channel Bandwidth: 10 MHz_HCH_QPSK_25RB#12

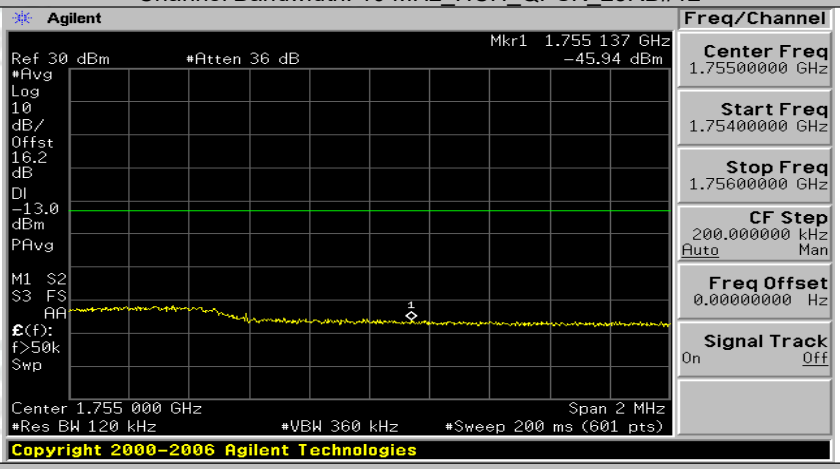

Channel Bandwidth: 10 MHz_HCH_QPSK_25RB#25

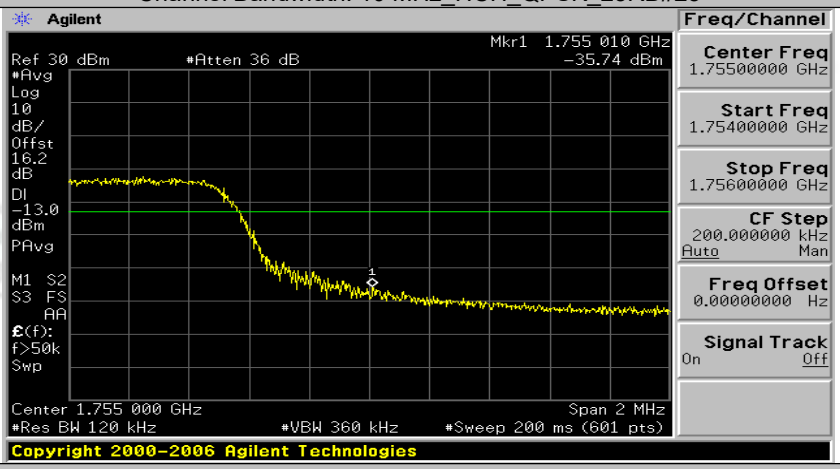

Channel Bandwidth: 10 MHz_HCH_QPSK_50RB#0

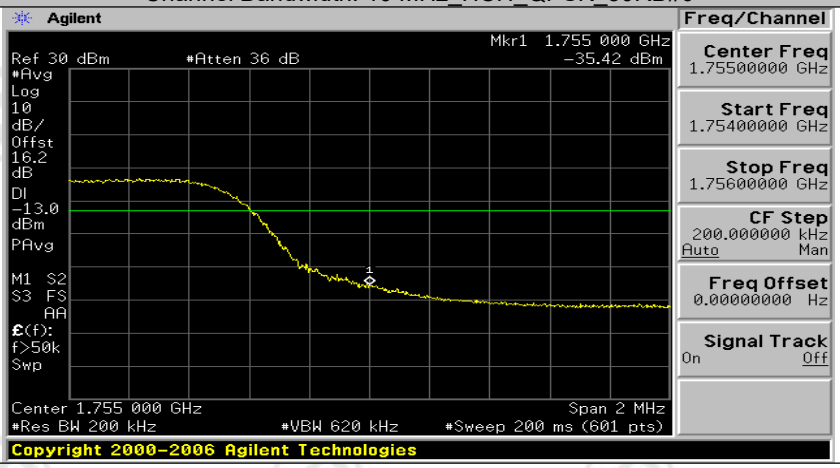

Channel Bandwidth: 10 MHz_LCH_16QAM_1RB#0

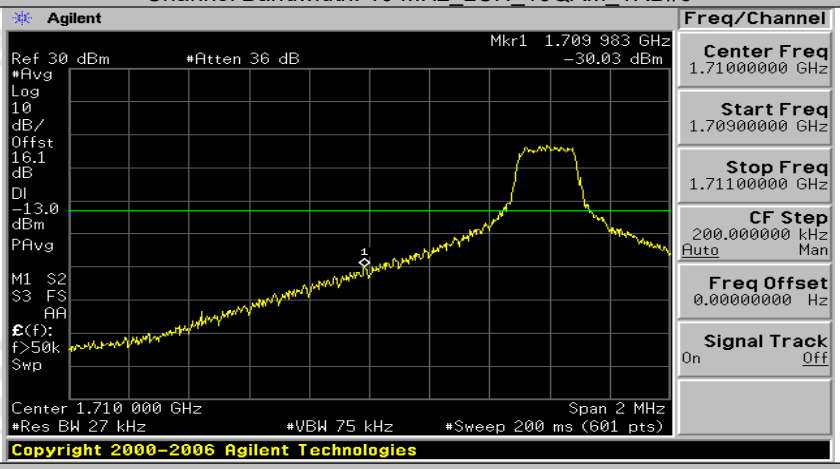

Channel Bandwidth: 10 MHz_LCH_16QAM_1RB#24

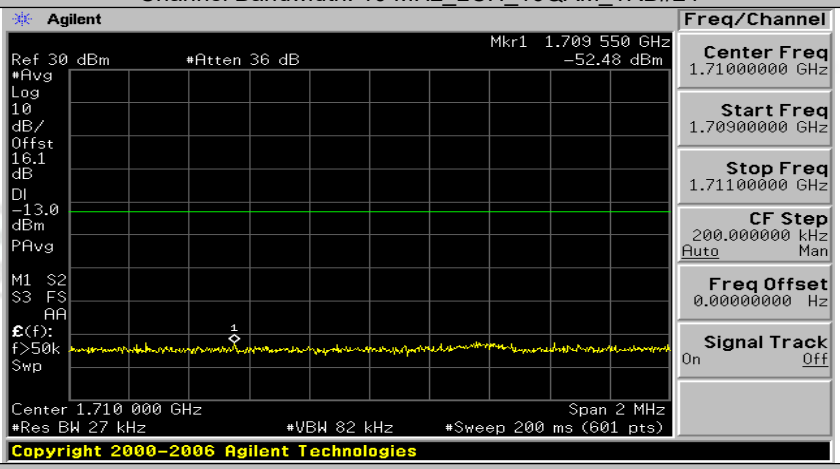

Channel Bandwidth: 10 MHz_LCH_16QAM_1RB#49

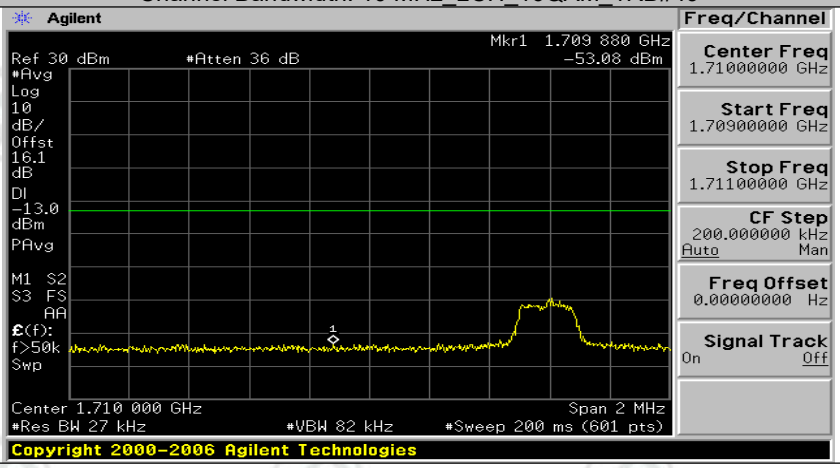

Channel Bandwidth: 10 MHz_LCH_16QAM_25RB#0

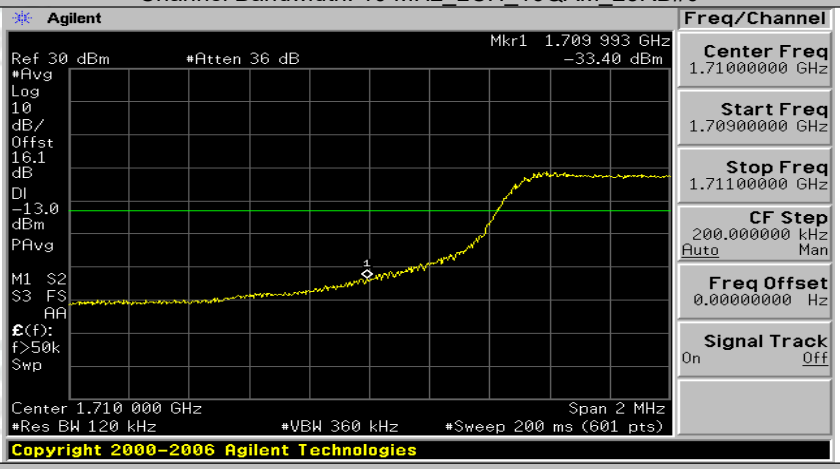

Channel Bandwidth: 10 MHz_LCH_16QAM_25RB#12

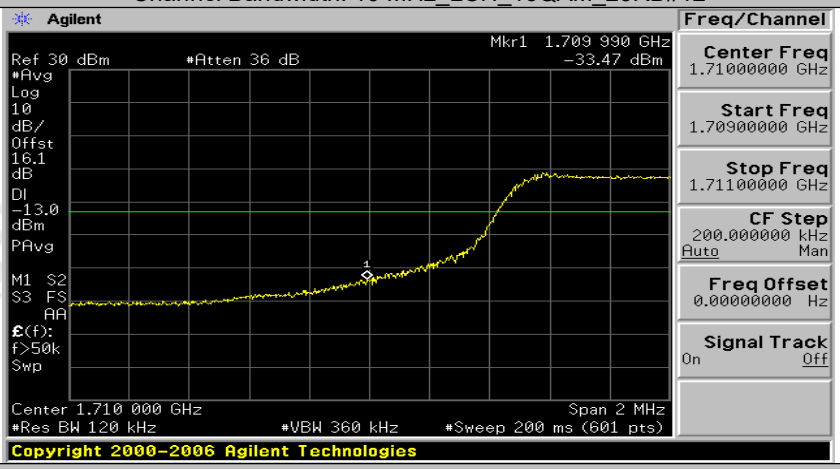

Channel Bandwidth: 10 MHz_LCH_16QAM_25RB#25

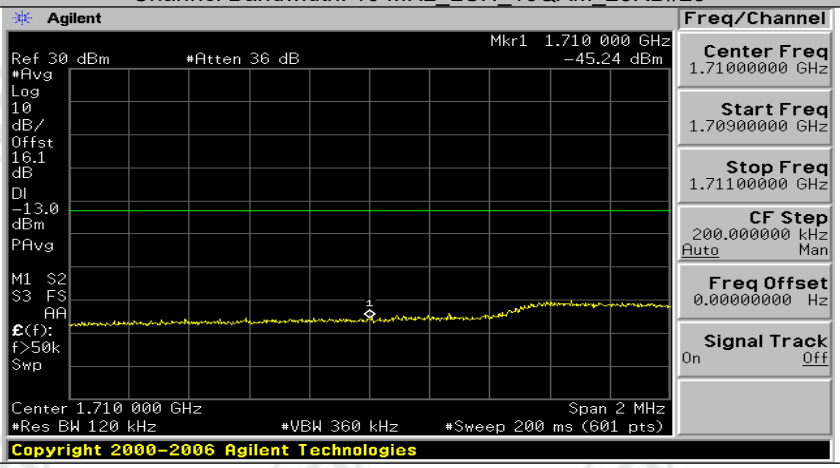

Channel Bandwidth: 10 MHz_LCH_16QAM_50RB#0

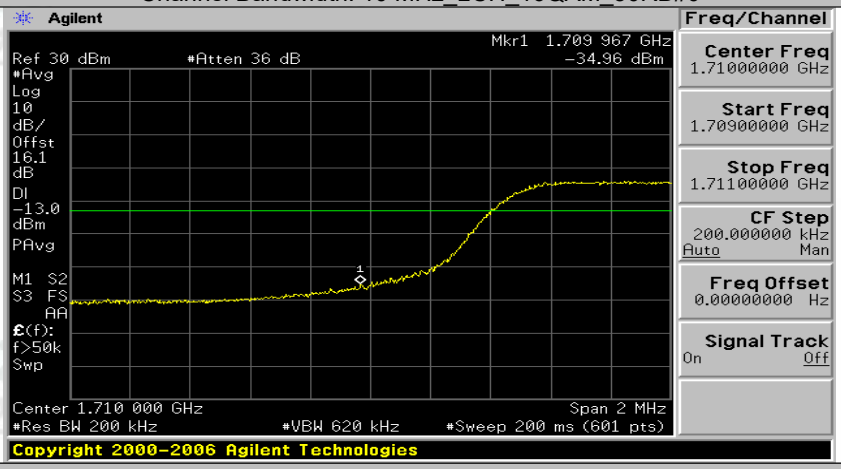

Channel Bandwidth: 10 MHz_HCH_16QAM_1RB#0

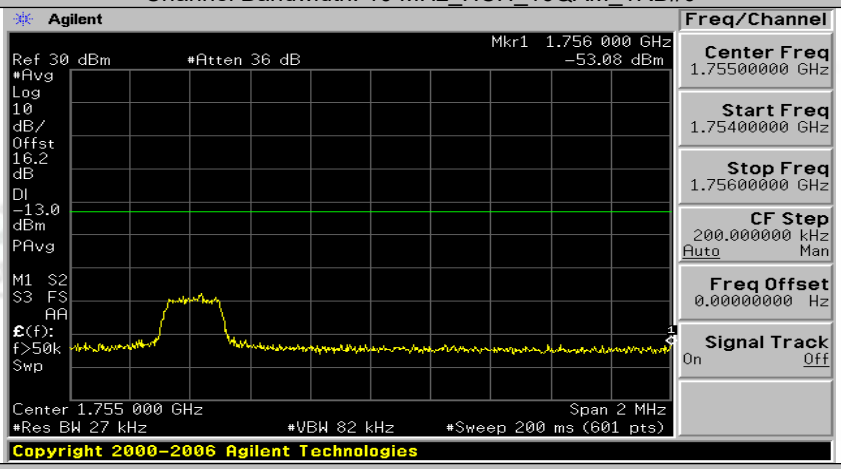

Channel Bandwidth: 10 MHz_HCH_16QAM_1RB#24

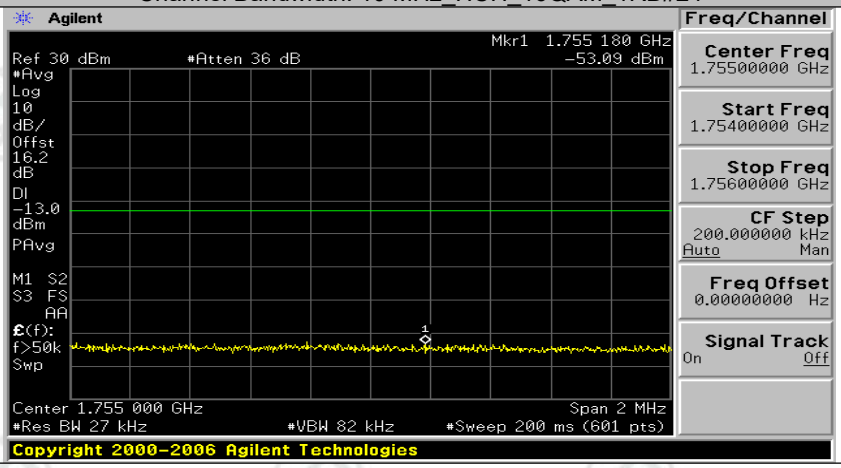

Channel Bandwidth: 10 MHz_HCH_16QAM_1RB#49

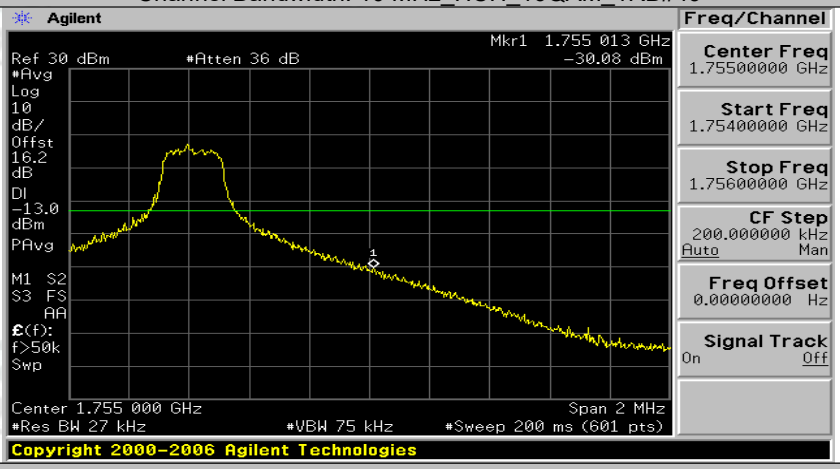

Channel Bandwidth: 10 MHz_HCH_16QAM_25RB#0

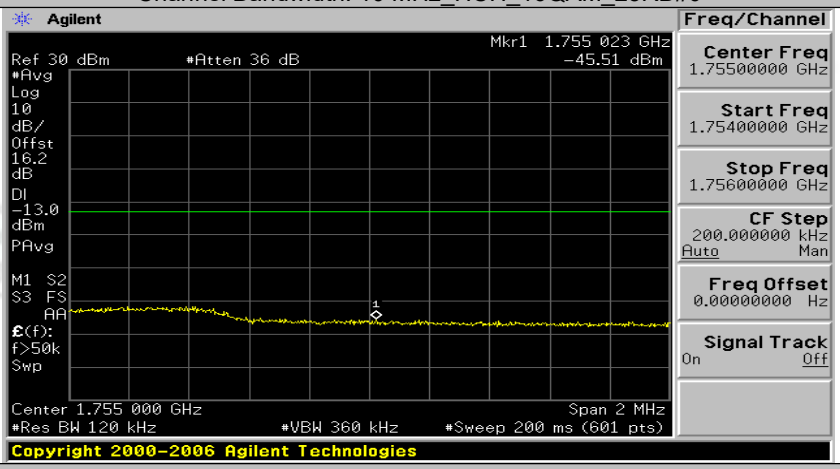

Channel Bandwidth: 10 MHz_HCH_16QAM_25RB#12

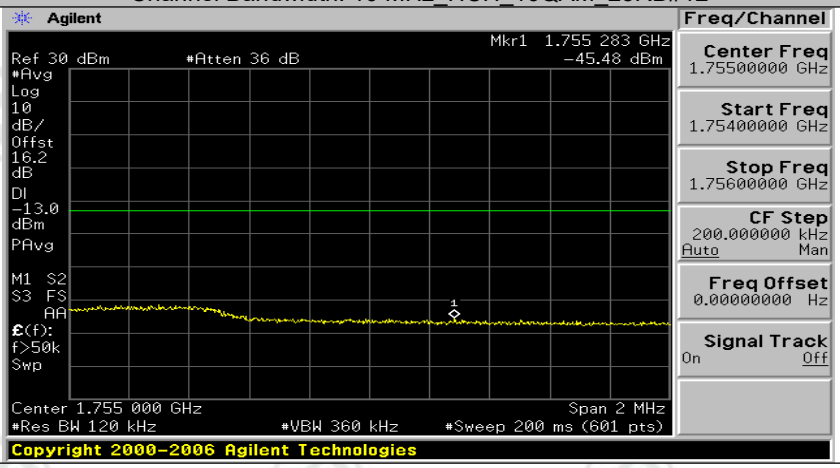

Channel Bandwidth: 10 MHz_HCH_16QAM_25RB#25

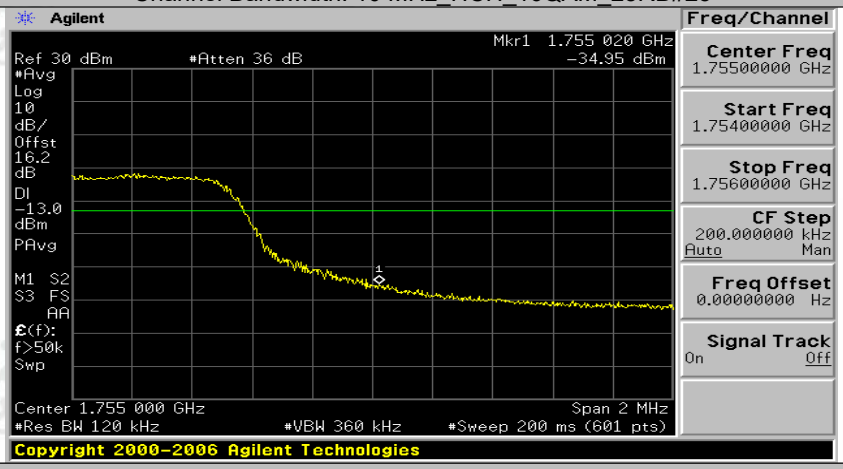

Channel Bandwidth: 10 MHz_HCH_16QAM_50RB#0

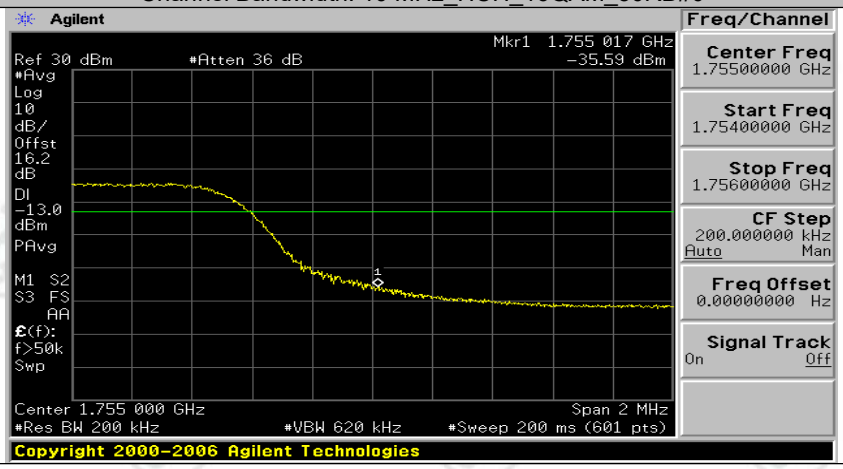

Channel Bandwidth: 15 MHz

(Channel Bandwidth:15 MHz)_LCH_QPSK_1RB#0

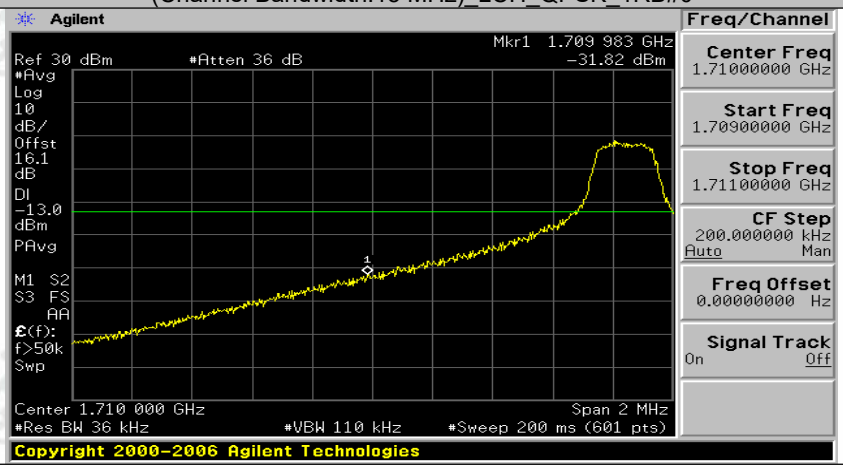

(Channel Bandwidth:15 MHz)_LCH_QPSK_1RB#37

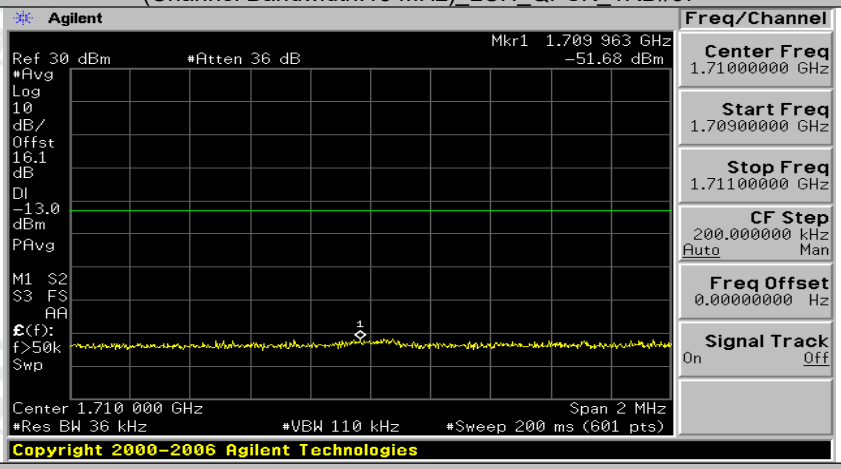

(Channel Bandwidth:15 MHz)_LCH_QPSK_1RB#74

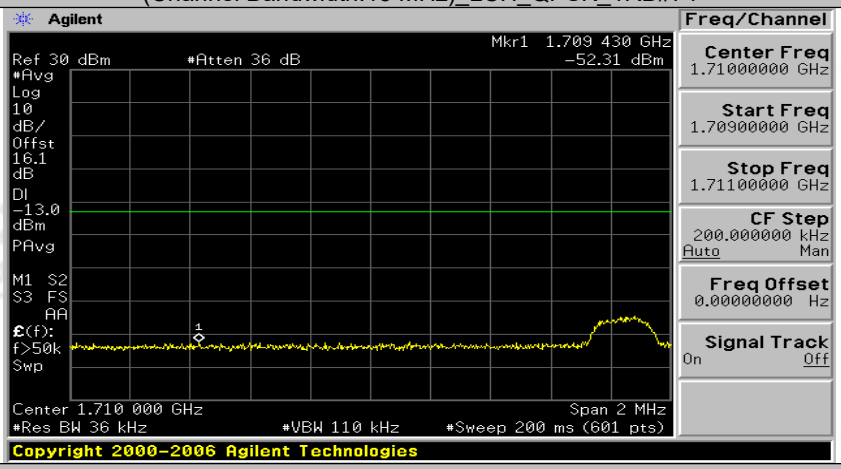

(Channel Bandwidth:15 MHz)_LCH_QPSK_37RB#0

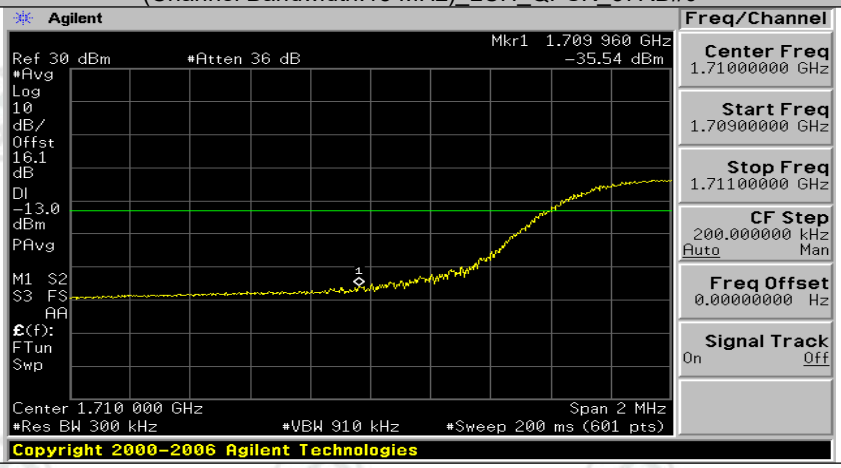

(Channel Bandwidth:15 MHz)_LCH_QPSK_37RB#18

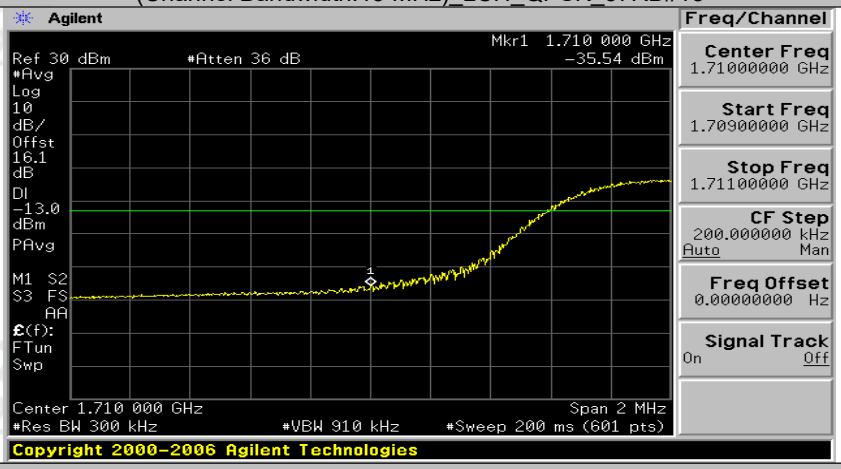

(Channel Bandwidth:15 MHz)_LCH_QPSK_37RB#38

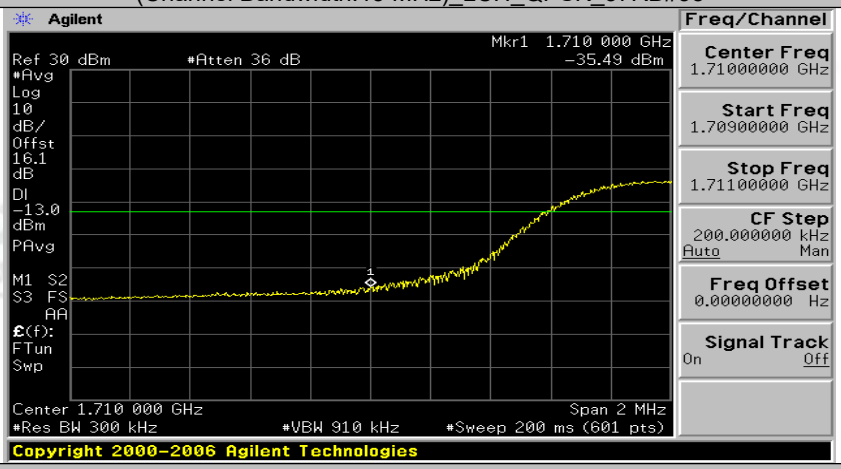

(Channel Bandwidth:15 MHz)_LCH_QPSK_75RB#0

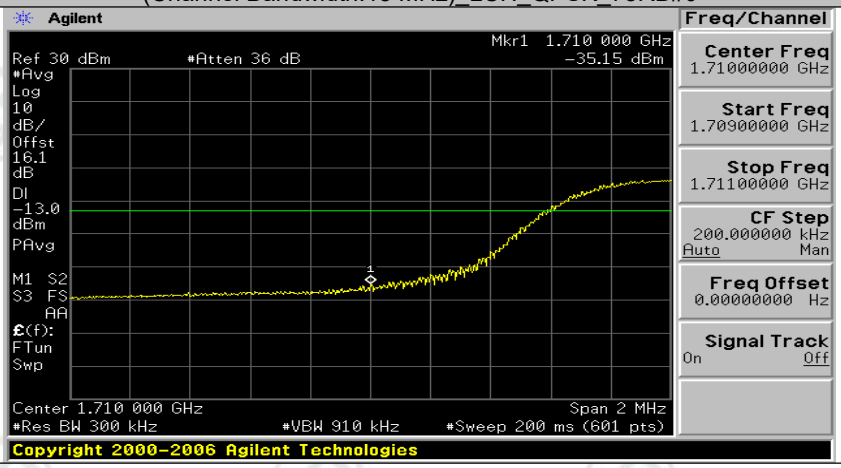

(Channel Bandwidth:15 MHz)_HCH_QPSK_1RB#0

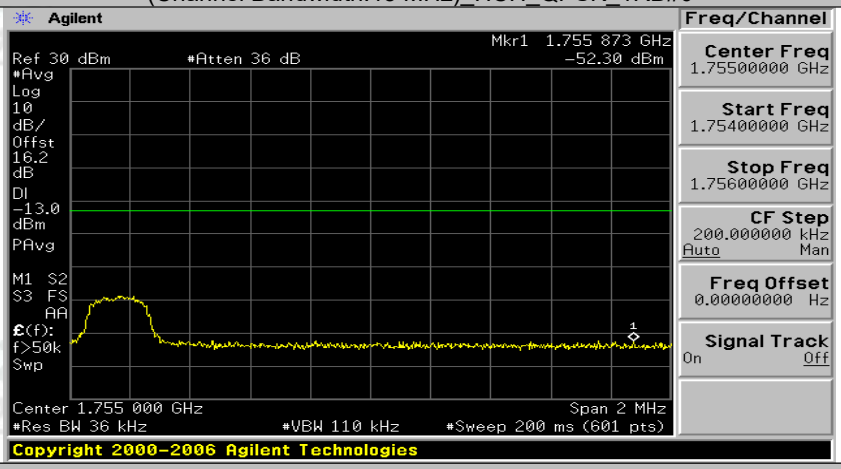

(Channel Bandwidth:15 MHz)_HCH_QPSK_1RB#37

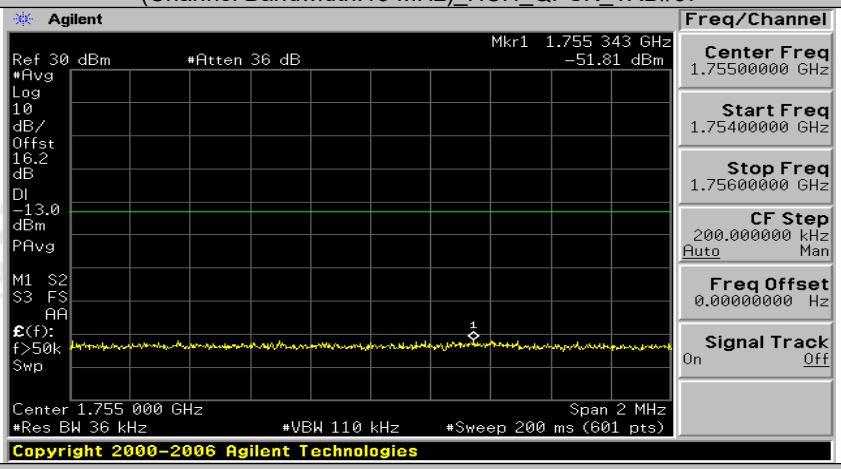

(Channel Bandwidth:15 MHz)_HCH_QPSK_1RB#74

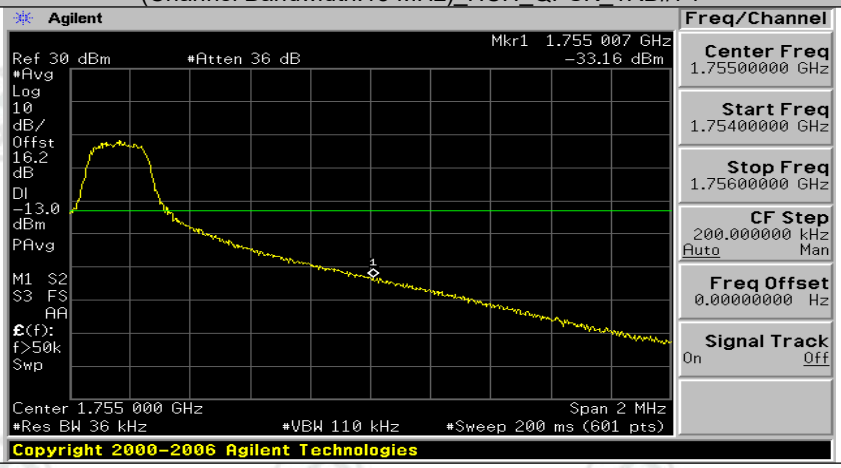

(Channel Bandwidth:15 MHz)_HCH_QPSK_37RB#0

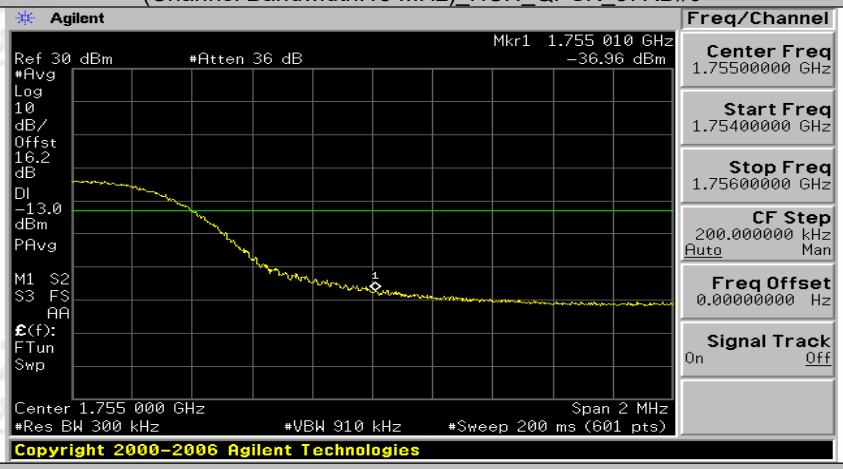

(Channel Bandwidth:15 MHz)_HCH_QPSK_37RB#18

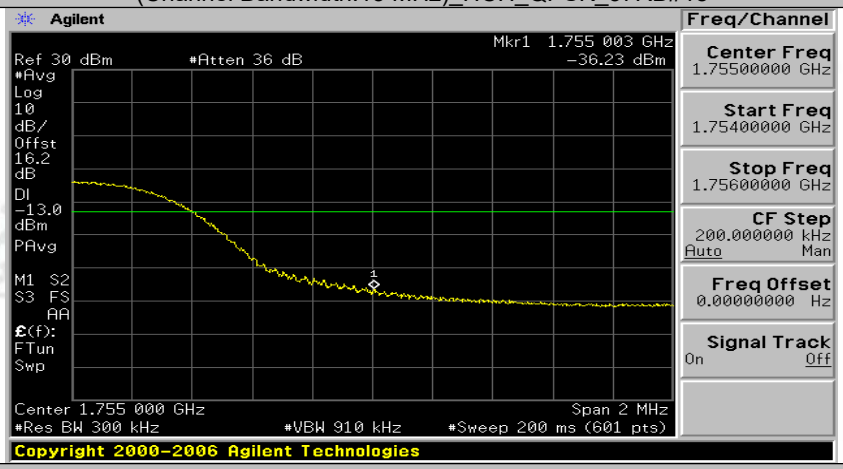

(Channel Bandwidth:15 MHz)_HCH_QPSK_37RB#38

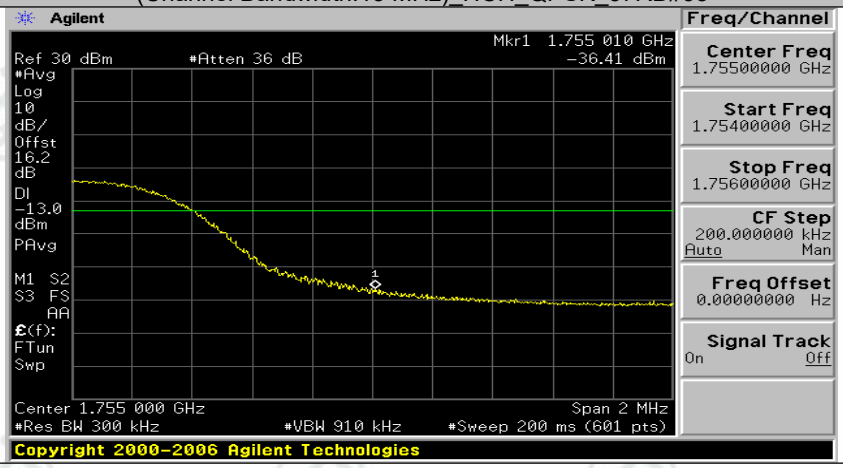

(Channel Bandwidth:15 MHz)_HCH_QPSK_75RB#0

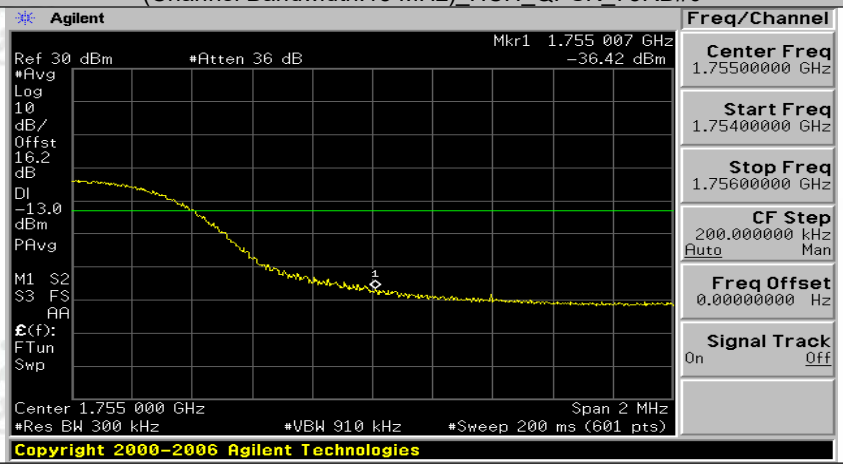

(Channel Bandwidth:15 MHz)_LCH_16QAM_1RB#0

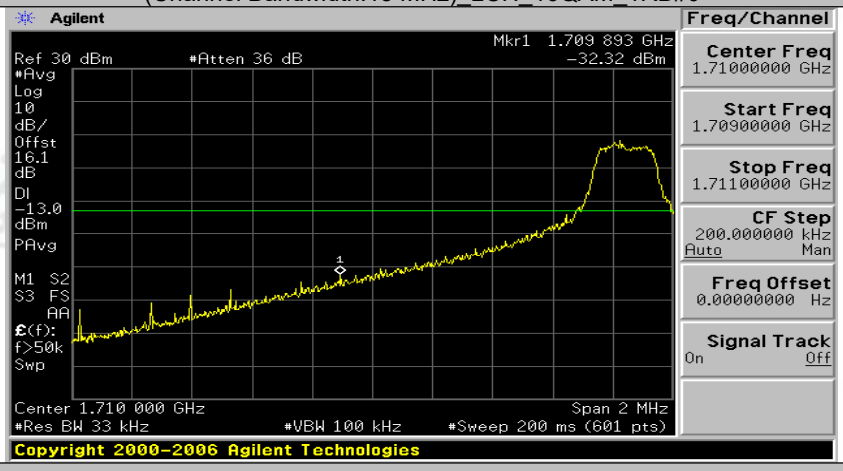

(Channel Bandwidth:15 MHz)_LCH_16QAM_1RB#37

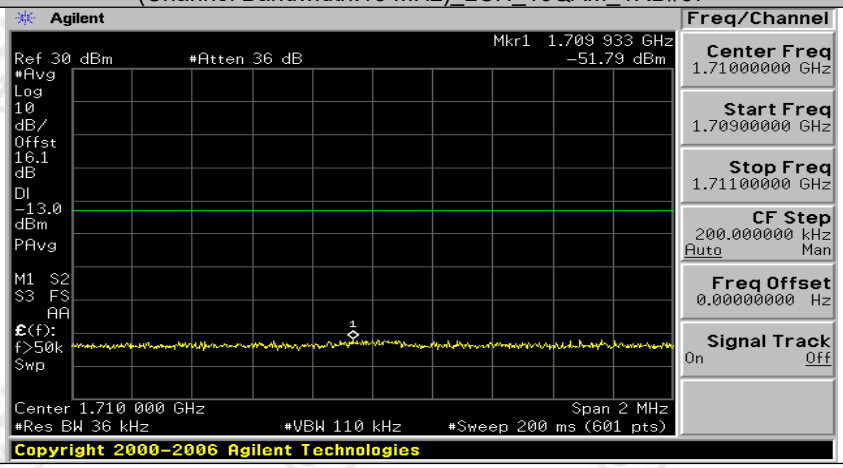

(Channel Bandwidth:15 MHz)_LCH_16QAM_1RB#74

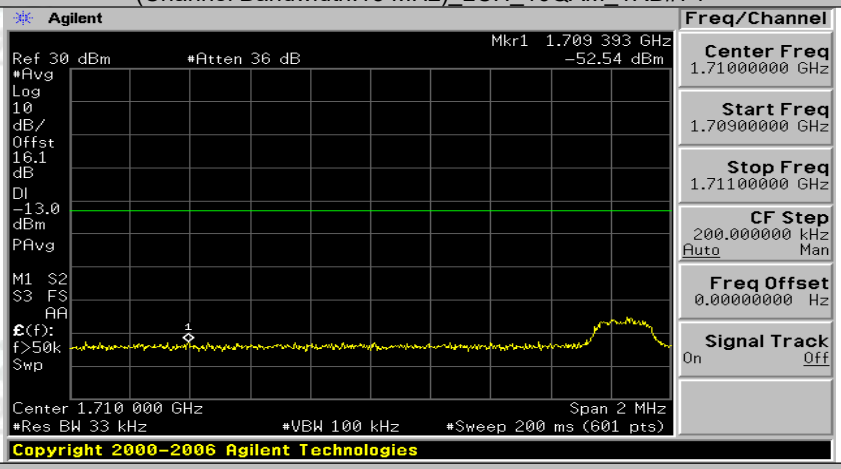

(Channel Bandwidth:15 MHz)_LCH_16QAM_37RB#0

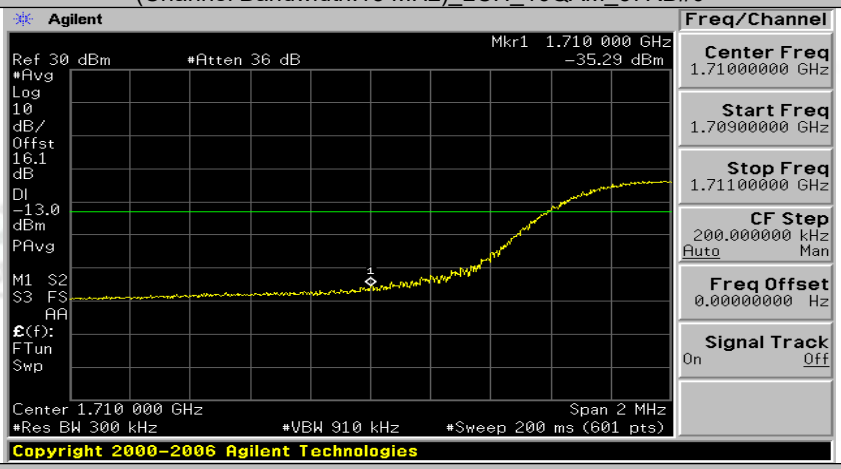

(Channel Bandwidth:15 MHz)_LCH_16QAM_37RB#18

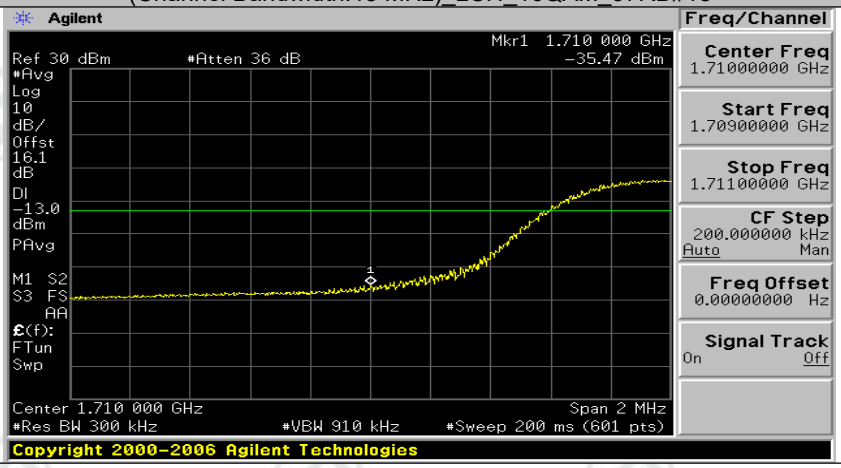

(Channel Bandwidth:15 MHz)_LCH_16QAM_37RB#38

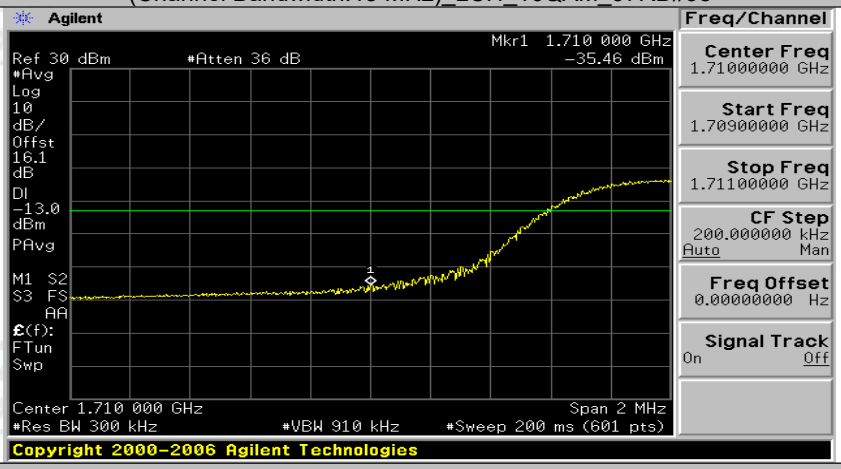

(Channel Bandwidth:15 MHz)_LCH_16QAM_75RB#0

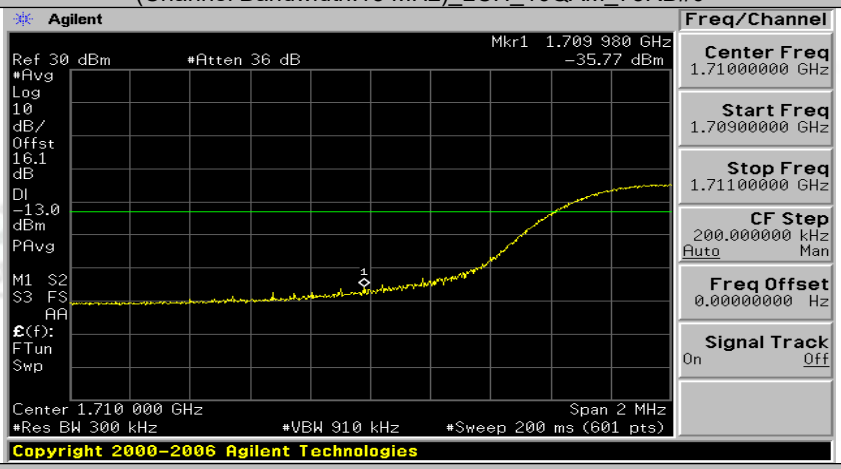

(Channel Bandwidth:15 MHz)_HCH_16QAM_1RB#0

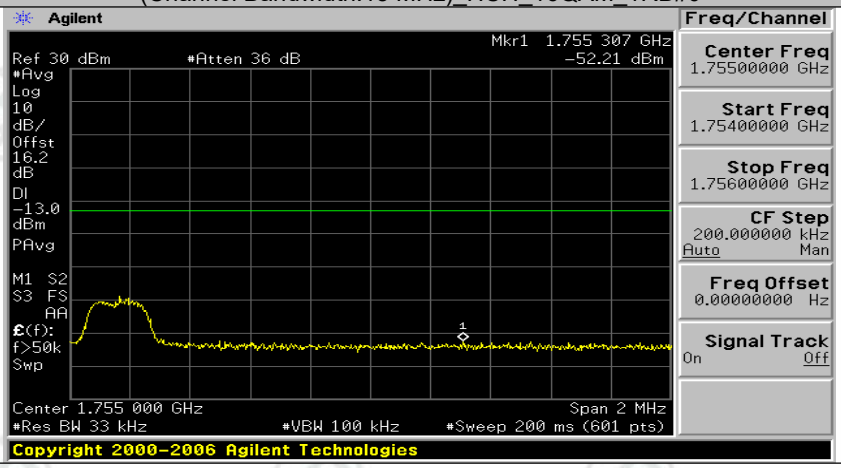

(Channel Bandwidth:15 MHz)_HCH_16QAM_1RB#37

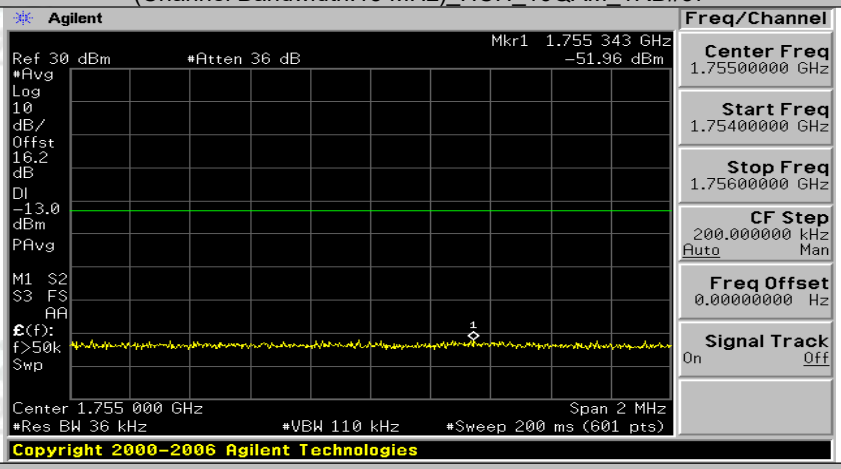

(Channel Bandwidth:15 MHz)_HCH_16QAM_1RB#74

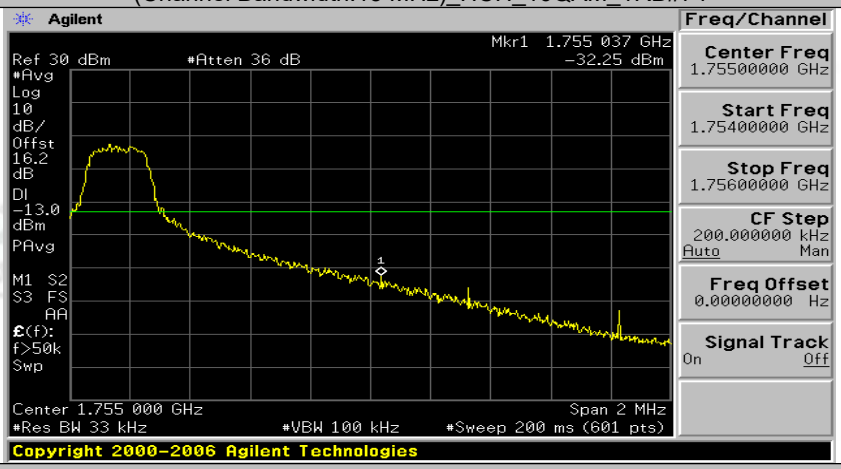

(Channel Bandwidth:15 MHz)_HCH_16QAM_37RB#0

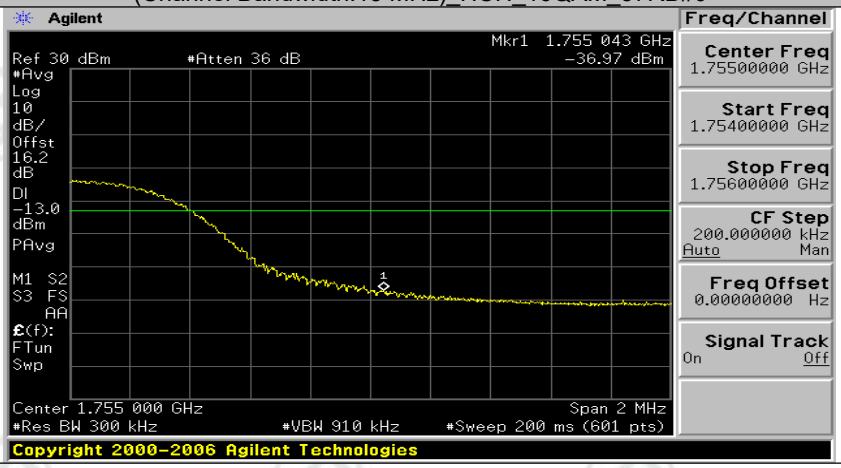

(Channel Bandwidth:15 MHz)_HCH_16QAM_37RB#18

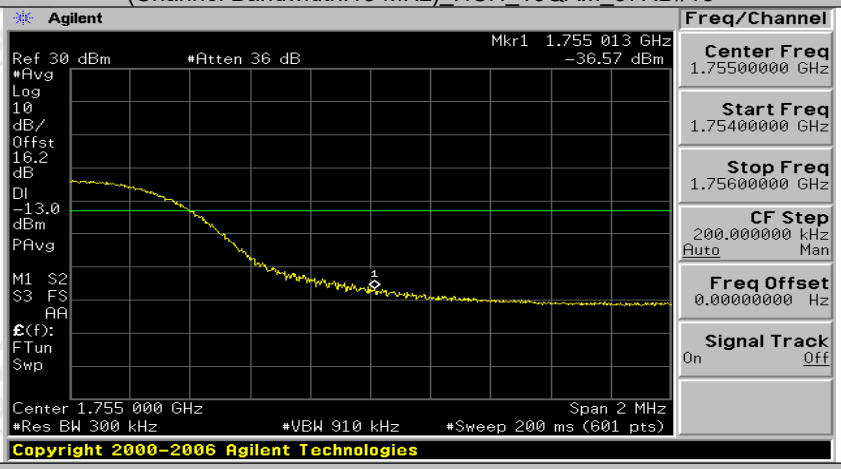

(Channel Bandwidth:15 MHz)_HCH_16QAM_37RB#38

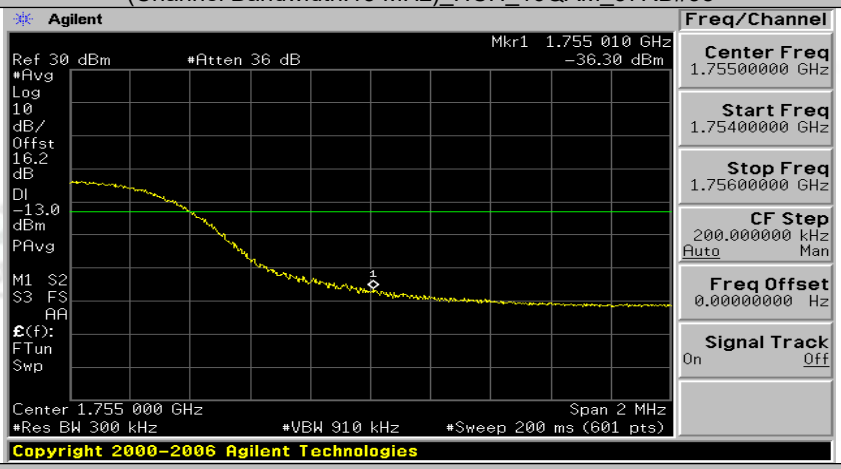

(Channel Bandwidth:15 MHz)_HCH_16QAM_75RB#0

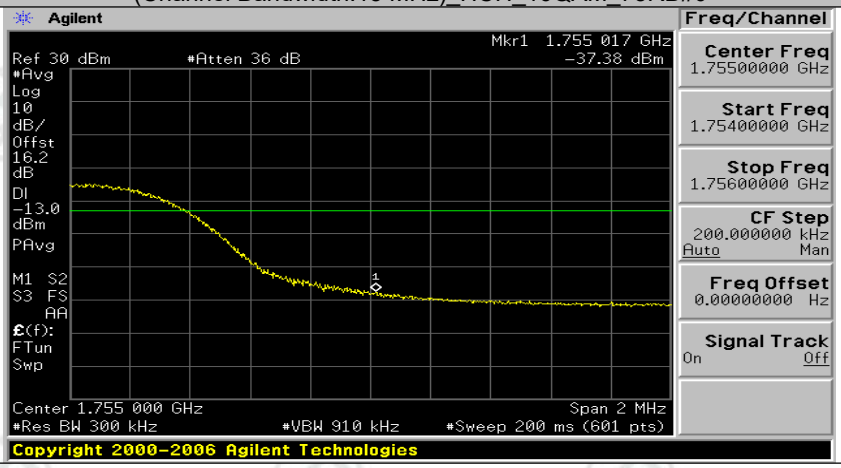

Channel Bandwidth: 20 MHz

(Channel Bandwidth:20 MHz)_LCH_QPSK_1RB#0

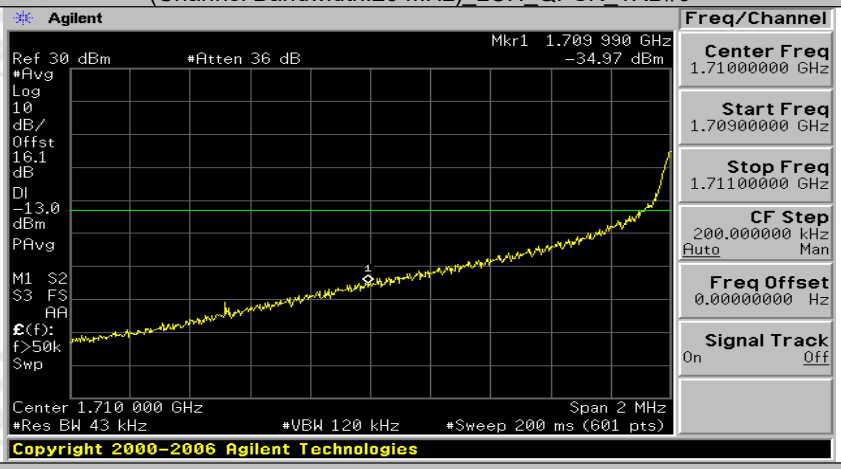

(Channel Bandwidth:20 MHz)_LCH_QPSK_1RB#49

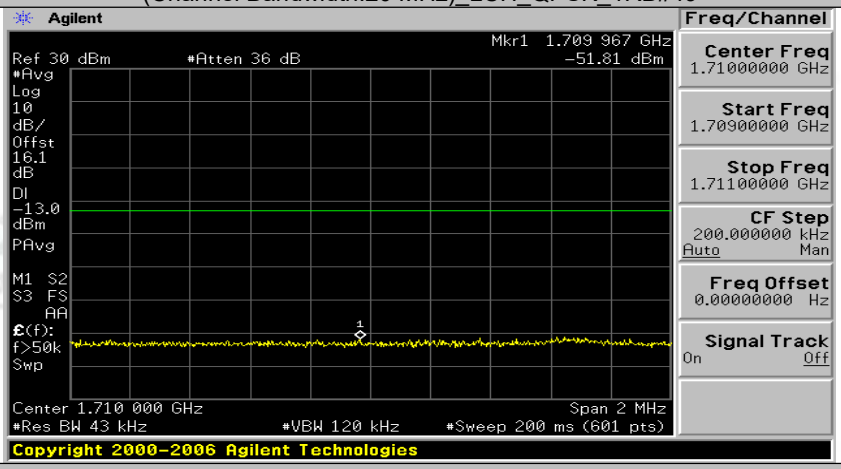

(Channel Bandwidth:20 MHz)_LCH_QPSK_1RB#99

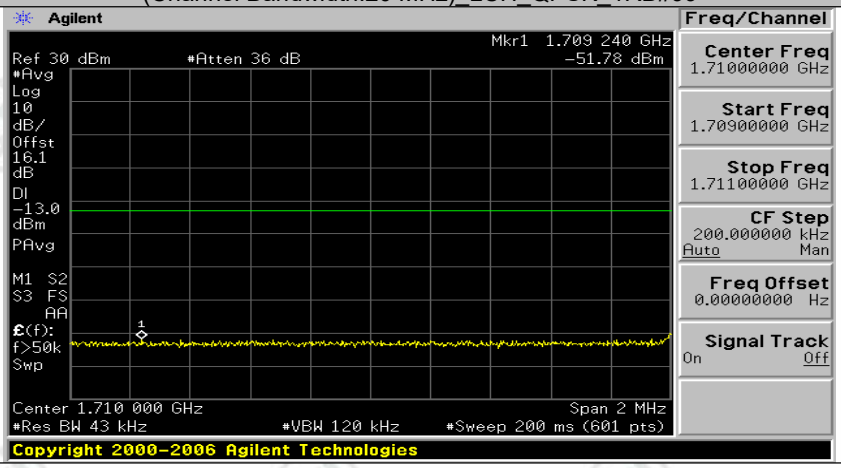

(Channel Bandwidth:20 MHz)_LCH_QPSK_50RB#0

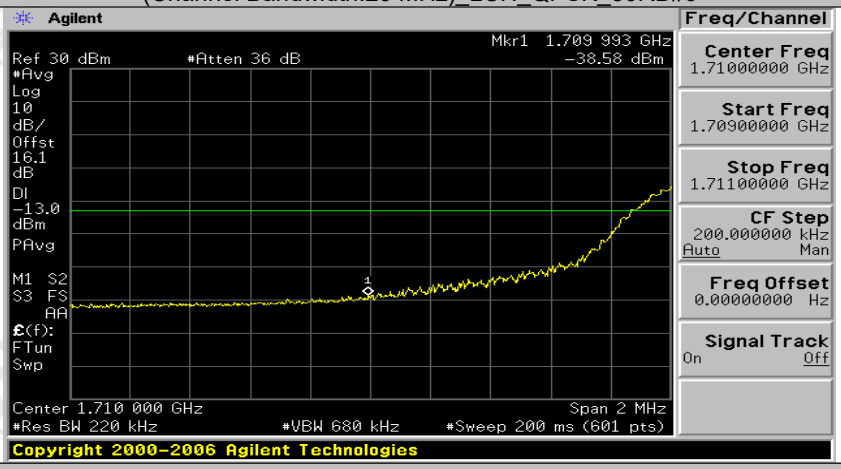

(Channel Bandwidth:20 MHz)_LCH_QPSK_50RB#25

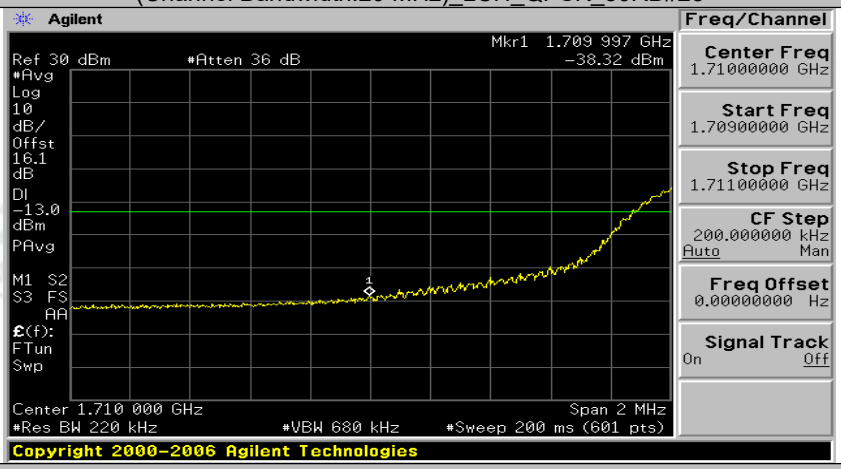

(Channel Bandwidth:20 MHz)_LCH_QPSK_50RB#50

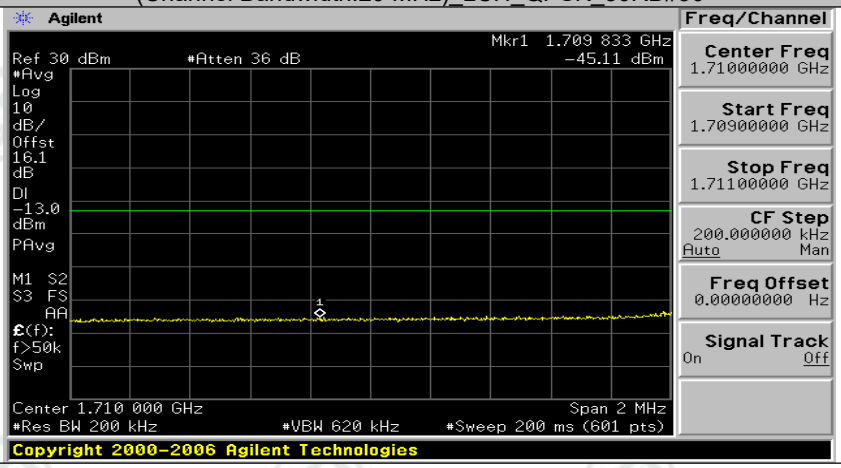

(Channel Bandwidth:20 MHz)_LCH_QPSK_100RB#0

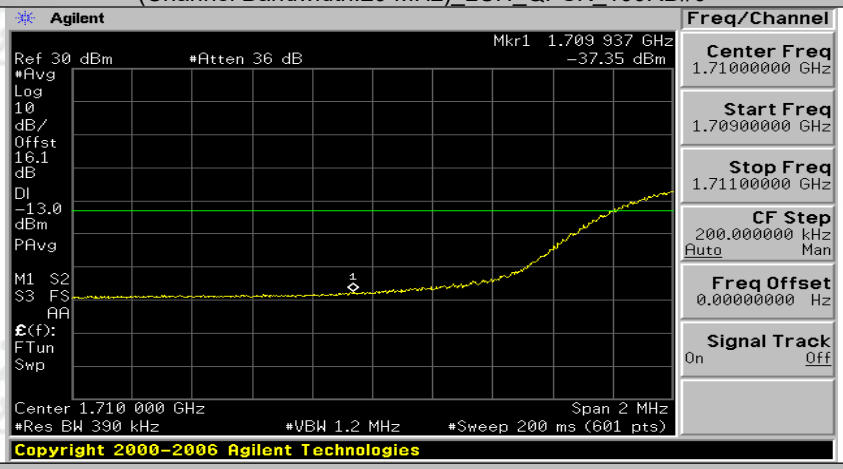

(Channel Bandwidth:20 MHz)_HCH_QPSK_1RB#0

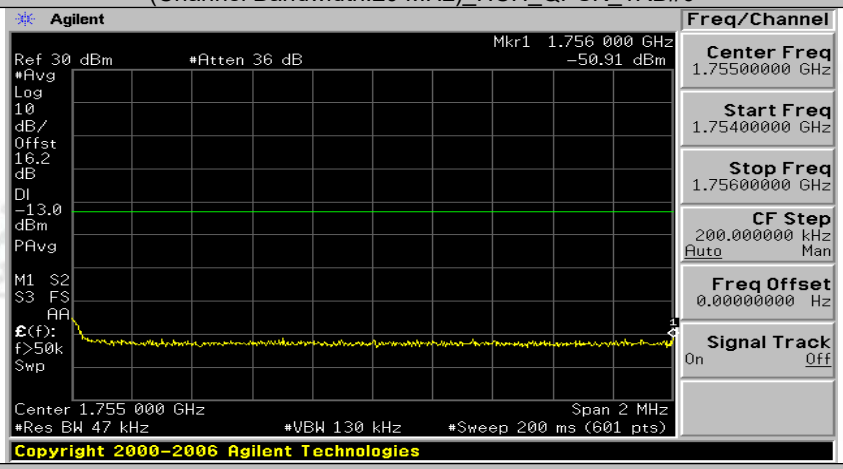
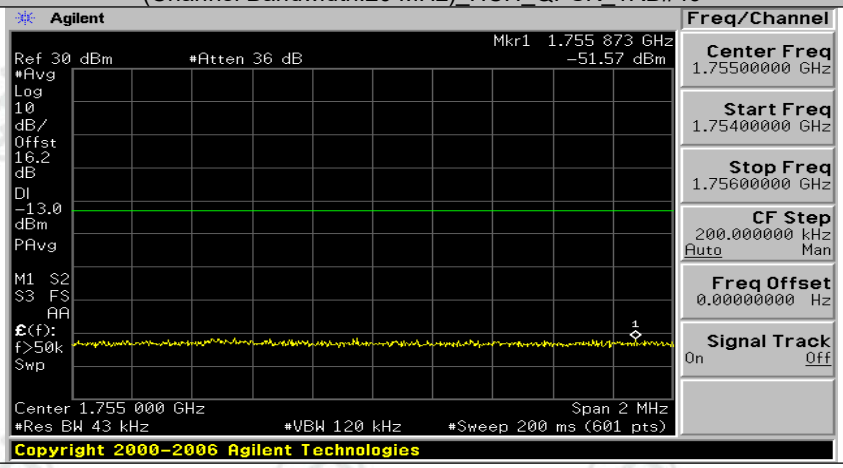
(Channel Bandwidth:20 MHz)_HCH_QPSK_1RB#49