FOXX

Smart Phone

A55

Thanks for choosing
Foxx products

Product Safety Information

	Do not use while re-charging.
	Do not use hand-held while driving.
	This device may produce a bright or flashing light.
	For body-worn operation maintain a separation of 5 mm.
	Do not dispose of the phone in a fire.
	Small parts may cause a choking hazard.
	Avoid contact with magnetic media.
	This device may produce a loud sound.
	To prevent possible hearing damage, do not listen at high volume levels for long periods.
	Avoid extreme temperatures.
	Keep away from pacemakers and other personal medical devices.
	Avoid any contact with liquid. Keep it dry.
	Switch off when instructed in hospitals and medical facilities.
	Do not attempt to disassemble your phone.
	Switch off when instructed in aircrafts and airports.
	Do not rely on this device for emergency communications.
	Switch off in explosive environments.
	Only use approved accessories.

What's in the Box

The phone packaging box should contain the following items and accessories:
Phone, Battery, Charger, Headset, USB cable, Phone case and Quick Start Guide

Notices for the Use of Your Phone

Your phone should be treated with care. The following suggestions can help you extend the life of your mobile phone.

1) Place the mobile phone and its parts and components out of reach of young children.
2) Keep the phone dry. Rain, humidity and all types of liquids which contain minerals will corrode electronic circuits.
3) Don't touch the phone with wet hands when charging, it will cause an electric shock or damage the phone.
4) Avoid placing the device in high temperature environments. High temperatures can shorten the life of electronic devices, damage batteries, and warp or melt certain plastics.
5) Avoid placing the device in a low temperature environment. When the temperature rises, the phone will produce water vapor that may damage electronic circuits.
6) Avoid placing the phone in dusty, dirty places, otherwise parts may be damaged.
7) Avoid placing the phone near a lit cigarette, open flame or any heat source.
8) Do not drop, knock or shake the phone. Rough handling can damage internal circuit boards.
9) Do not paint the phone. The paint may block headphones, microphones or other removable parts, and cause them not to work.
10) Use a clean, soft, dry cloth to clean the camera, light sensor lenses. Prohibit the use of harmful chemicals and cleaning agents to clean the phone.
11)Pacemaker manufacturers recommend that a minimum separation of 5 mm be maintained between a mobile phone and a pacemaker to avoid potential interference with the pacemaker(when the device is used in the

USA,the separation distance can be maintained at 10mm between the user's body and the handset.). To achieve this use the phone on the opposite ear to your pacemaker and do not carry it in a breast pocket.
12) Please consult your doctor and the device manufacturer to determine if operation of your phone may interfere with the operation of your medical device.
13) Turn off your mobile phone or wireless device when in a blasting area or in areas posted turn off "two-way radios" or "electronic devices" to avoid interfering with blasting operations.
14) There is a risk of explosion if the battery is replaced with an incorrect type. Dispose of used batteries according to the instructions.

Getting to Know Your Phone

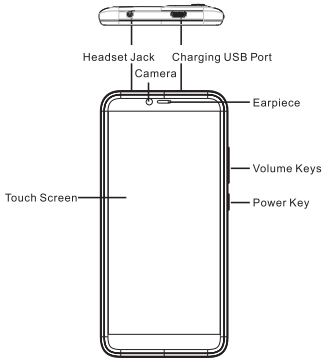

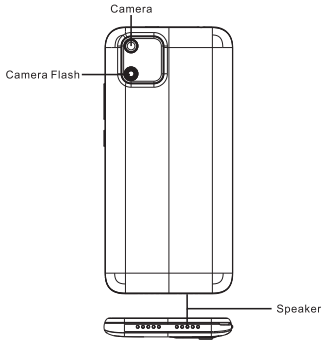

Power Key
- Press and hold to Power on / off, or Restart the phone.
- Press to wake up or turn off the display.

Home Key
- Touch to return to the home screen.
- Touch and hold to open the Google Assistant for Android ™.

Menu Key
- Touch to see recently used applications.

Back Key
- Touch to go back to the previous screen.

Volume Keys
- Press or hold to turn the volume up or down.

Before Getting Started

Removing the Back Cover

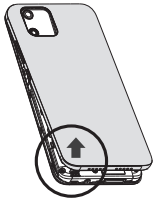

Installing the SIM Card

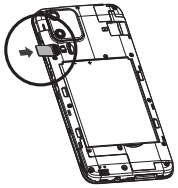

Installing the Battery

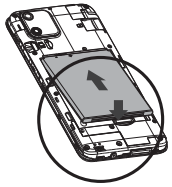

Installing a microSD Card (Not Included)

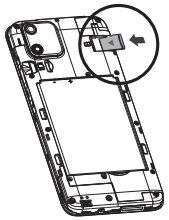

NOTE: Some applications may require a microSD card to work normally or may store certain data on it. Therefore, it is recommended that you keep a microSD card installed and not remove or replace it randomly.

Basic Settings

Your service provider may default some device settings, so you may not be able to change these settings.

Network and Internet

● **Wi-Fi**

Swipe Wi-Fi to right to switch on WiFi.
Once it's on, it will search for available WiFi networks automatically. Check whether the network has a password. Network without a password can be used directly, for others you will need to enter the password to use.
Note：Wi-Fi will switch off automatically when the phone is changed to flight mode, even if WiFi is on. Switch on WiFi again when the device is in flight mode, then the WiFi will work normally.

Connected devices

● **Bluetooth**

Swipe to the right to switch on Bluetooth. The phone will search automatically for nearby bluetooth devices.

Display

● **Brightness**

Brightness level: Adjust the screen brightness.

● **Lock display**

Lock screen: Customize what to show on lock screen.
Screen timeout: Adjust the time allowed before the screen goes to sleep after inactivity.

● **Appearance**

Dark theme: turn on/off the dark background.
Font size: Set the font size of the system.
Display size: Set the display size of the screen.

● **Other display controls**

Auto-rotate screen: Swipe to turn on or off.
Screen saver: Choose the screen saver and when to start.

System

● **Languages and input**

1) You can set up all the languages supported by the phone.
2)Keyboards: You can set On-screen keyboard and Physical keyboard.

● **Date and time**

1. Set time automatically: Swipe right to use date and time provided by network.
2. Time Zone: You can choose to use time zone provided by network or use location to set time zone.
3. Time format: You can choose to use local default time format or to use 24-hour format.

About phone

Here you can check out basic information including: Device name, phone number, local software update, and device details including SIM status, Model, RAM, IMEI, Android version, IP address, Wi-Fi MAC address, Device Wi-Fi MAC address, Bluetooth address, Uptime, Build number, etc.

Technical Specifications

- Network: GSM:850/ 900/1800/1900
  WCDMA: B2/B4/B5
  FDD: B2/B4/B5/B7/B12/B17/B25/B26/B66/B71
  TDD: B41
- Display: 5.5"
- Memory: 16GB ROM+2GB RAM
- Camera: 5MP+2MP
- FM/MP3/MP4/GPS/WiFi/Bluetooth/G-Sensor
- Battery Capacity: 2000mAh Li-ion

(*):*The storage capacity actually available in the unit's internal memory may be less due to the preloaded operating system and / or other pre- installed or configured applications. Check the space actually available on your computer.*

SAR Information Statement

The SAR limit of USA (FCC) is 1.6 W/kg averaged over one gram of tissue. Device types: smart phone (FCC ID: 2AQRM-A55) has also been tested against this SAR limit. The highest SAR value for this mobile phone tested is 0.920W/kg against the head and 0.446W/kg at 10 mm from the body.

FCC Declaration of Conformity

This device complies with part 15 of the FCC Rules. Operation is subject to the following two conditions: (1) This device may not cause harmful interference, and (2) this device must accept any interference received, including interference that may cause undesired operation.
Any Changes or modifications not expressly approved by the party responsible for compliance could void the user's authority to operate the equipment.

15.105 Information to the user.
Note: This equipment has been tested and found to comply with the limits for a Class B digital device, pursuant to part 15 of the FCC Rules. These limits are designed to provide reasonable protection against harmful interference in a residential installation. This equipment generates uses and can radiate radio frequency energy and, if not installed and used in accordance with the instructions, may cause harmful interference to radio communications. However, there is no guarantee that interference will not occur in a particular installation.
If this equipment does cause harmful interference to radio or television reception, which can be determined by turning the equipment off and on, the user is encouraged to try to correct the interference by one or more of the following measures:
-Reorient or relocate the receiving antenna.
-Increase the separation between the equipment and receiver.
-Connect the equipment into an outlet on a circuit different from that to which the receiver is connected.
-Consult the dealer or an experienced radio/TV technician for help.

Use the smartphone in the environment with the temperature between -10℃ and 45℃

Use the earphone carefully. Excessive sound pressure from earphones and headphones can cause hearing loss.

The product shall only be connected to a USB interface of version USB2.0
CAUTION: RISK OF EXPLOSION IF BATTERY IS REPLACED BY AN INCORRECT TYPE. DISPOSE OF USED BATTERIES ACCORDING TO THE INSTRUCTIONS.
Manufacturer: Foxx Development Inc.,
3480 Preston Ridge Road, Suite500, Alpharetta, GA 30005

Information for auxiliary equipment

Battery	
Model:	A55
Power Rating:	7.6 Wh
Manufacturer:	Phenix New Energy (Huizhou) Co., Ltd
Address of Manufacturer:	Building 1-5,ZhiRong Industrial Park, TangJing Group, BaiShi Village, QiuChang Street, Huiyang District,Huizhou City China

WEEE Recycling:

This product should not be treated as household waste, instead it should be handed over to the applicable collection point for the recycling of electrical and electronic equipment.

WIFI	
Operation frequency	2412MHz~2472MHz for (802.11b/802.11g/802.11n(HT20))
WIFI Max power(2.4G)	16.4dBm(EIRP)
BT/BLE	
Operation Frequency	2402MHz~2480MHz
GSM	
Operation Frequency	GSM 850 TX:824-849MHz;RX:869-894MHz GSM 900 TX:880-915MHz;RX:925-960MHz DCS 1800 TX:1710-1785 MHz;RX:1805-1880MHz PCS 1900 TX:1850-1910MHz;RX:1930-1990MHz

WCDMA	
Operation Frequency	Band 2:TX：1852−1908MHz； RX：1932−1988MHz Band 4:TX：1712−1753MHz； RX：2112−2153MHz Band 5:TX：826−847MHz； RX：871−892MHz

LTE	
Operation Frequency	Band 2:TX:1850-1910MHz; RX:1930-1990MHz Band 4:TX:1710-1760MHz; RX:2110-2155MHz Band 5:TX:824-849MHz; RX:869-894MHz Band 7:TX:2500-2570MHz; RX:2620-2690MHz Band 12:TX:699-716MHz; RX:729-746MHz Band 17:TX:704-716MHz; RX:734-746MHz Band 41:TX:2496-2690MHz RX:2496-2690MHz Band 66:TX:1710-1780MHz RX:2110-2180MHz Band 71:TX:663-698MHz; RX:617-652MHz Band 25: TX:1850-1915MHz RX:1930-1995MHz Band 26: TX:814-824MHz/ 824-849MHz RX:859-869MHz/ 869-894MHz

FM	
Operation Frequency:	87.5MHz-108MHz
GPS/GLONASS	
Operation Frequency:	L1：1559MHz~1610MHz R1：1559MHz~1610MHz

Google and Android are trademarks of Google LLC.

FCC Warning

This device complies with part 15 of the FCC Rules. Operation is subject to the following two conditions: (1) This device may not cause harmful interference, and (2) this device must accept any interference received, including interference that may cause undesired operation.

Any Changes or modifications not expressly approved by the party responsible for compliance could void the user's authority to operate the equipment.

Note: This equipment has been tested and found to comply with the limits for a Class B digital device, pursuant to part 15 of the FCC Rules. These limits are designed to provide reasonable protection against harmful interference in a residential installation. This equipment generates uses and can radiate radio frequency energy and, if not installed and used in accordance with the instructions, may cause harmful interference to radio communications. However, there is no guarantee that interference will not occur in a particular installation. If this equipment does cause harmful interference to radio or television reception, which can be determined by turning the equipment off and on, the user is encouraged to try to correct the interference by one or more of the following measures:

-Reorient or relocate the receiving antenna.

-Increase the separation between the equipment and receiver.

-Connect the equipment into an outlet on a circuit different from that to which the receiver is connected.

-Consult the dealer or an experienced radio/TV technician for help.

Specific Absorption Rate (SAR) information:

This Smart phone meets the government's requirements for exposure to radio waves. The guidelines are based on standards that were developed by independent scientific organizations through periodic and thorough evaluation of scientific studies. The standards include a substantial safety margin designed to assure the safety of all persons regardless of age or health.

FCC RF Exposure Information and Statement

The SAR limit of USA (FCC) is 1.6 W/kg averaged over one gram of tissue. Device types: Smart phone (FCC ID:2AQRM-A55) has also been tested against this SAR limit. The highest SAR value reported under this standard during product certification for use at the ear is 0.988W/kg and when properly worn on the body is 0.446W/kg. This device was tested for typical body-worn operations with the back of the handset kept 10mm from the body. To maintain compliance with FCC RF exposure requirements, use accessories that maintain a 10mm separation distance between the user's body and the back of the handset. The use of belt clips, holsters and similar accessories should not contain metallic components in its assembly. The use of accessories that do not satisfy these requirements may not comply with FCC RF exposure requirements, and should be avoided.

Body-worn Operation

This device was tested for typical body-worn operations. To comply with RF exposure requirements, a minimum separation distance of 10mm must be maintained between the user’s body and the handset, including the antenna. Third-party belt-clips, holsters, and similar accessories used by this device should not contain any metallic components. Body-worn accessories that do not meet these requirements may not comply with RF exposure requirements and should be avoided. Use only the supplied or an approved antenna.