# 1. Effective (Isotropic) Radiated Power Output Data

## 1.1 PCS1900_EIRP

### 1.1.1 Test Result

| Band: PCS1900 | | | | | | | | |
|---|---|---|---|---|---|---|---|---|
| ENV | Mode | | Frequency (MHz) | Conducted Power (dBm) | Gain (dBi) | EIRP (dBm) | | Verdict |
| | Network | Subset | | | | Result | Limit | |
| NTNV | GSM | GSM | 1850.2 | 23.82 | -0.41 | 23.41 | <=33.01 | Pass |
| | | | 1880 | 24.06 | -0.41 | 23.65 | <=33.01 | Pass |
| | | | 1909.8 | 26.83 | -0.41 | 26.42 | <=33.01 | Pass |
| | GPRS | 1 TX Slot | 1850.2 | 23.85 | -0.41 | 23.44 | <=33.01 | Pass |
| | | 2 TX Slots | 1850.2 | 23.15 | -0.41 | 22.74 | <=33.01 | Pass |
| | | 3 TX Slots | 1850.2 | 21.47 | -0.41 | 21.06 | <=33.01 | Pass |
| | | 4 TX Slots | 1850.2 | 20.40 | -0.41 | 19.99 | <=33.01 | Pass |
| | | 1 TX Slot | 1880 | 24.05 | -0.41 | 23.64 | <=33.01 | Pass |
| | | 2 TX Slots | 1880 | 23.39 | -0.41 | 22.98 | <=33.01 | Pass |
| | | 3 TX Slots | 1880 | 21.71 | -0.41 | 21.30 | <=33.01 | Pass |
| | | 4 TX Slots | 1880 | 20.63 | -0.41 | 20.22 | <=33.01 | Pass |
| | | 1 TX Slot | 1909.8 | 26.82 | -0.41 | 26.41 | <=33.01 | Pass |
| | | 2 TX Slots | 1909.8 | 26.13 | -0.41 | 25.72 | <=33.01 | Pass |
| | | 3 TX Slots | 1909.8 | 24.46 | -0.41 | 24.05 | <=33.01 | Pass |
| | | 4 TX Slots | 1909.8 | 23.37 | -0.41 | 22.96 | <=33.01 | Pass |
| | EGPRS | 1 TX Slot | 1850.2 | 21.87 | -0.41 | 21.46 | <=33.01 | Pass |
| | | 2 TX Slots | 1850.2 | 21.02 | -0.41 | 20.61 | <=33.01 | Pass |
| | | 3 TX Slots | 1850.2 | 19.35 | -0.41 | 18.94 | <=33.01 | Pass |
| | | 4 TX Slots | 1850.2 | 18.19 | -0.41 | 17.78 | <=33.01 | Pass |
| | | 1 TX Slot | 1880 | 22.60 | -0.41 | 22.19 | <=33.01 | Pass |
| | | 2 TX Slots | 1880 | 21.75 | -0.41 | 21.34 | <=33.01 | Pass |
| | | 3 TX Slots | 1880 | 20.06 | -0.41 | 19.65 | <=33.01 | Pass |
| | | 4 TX Slots | 1880 | 19.02 | -0.41 | 18.61 | <=33.01 | Pass |
| | | 1 TX Slot | 1909.8 | 24.97 | -0.41 | 24.56 | <=33.01 | Pass |
| | | 2 TX Slots | 1909.8 | 24.33 | -0.41 | 23.92 | <=33.01 | Pass |
| | | 3 TX Slots | 1909.8 | 22.66 | -0.41 | 22.25 | <=33.01 | Pass |
| | | 4 TX Slots | 1909.8 | 21.60 | -0.41 | 21.19 | <=33.01 | Pass |
| Note1: EIRP=Conducted Power+Antenna Gain | | | | | | | | |

# 2. Frequency Stability

## 2.1 PCS1900

### 2.1.1 Test Result

| Band: PCS1900 | | | | | | | |
|---|---|---|---|---|---|---|---|
| Network | Frequency (MHz) | Temp. (°C) | Voltage (VDC) | Freq. Error (Hz) | Freq. vs. Rated (ppm) | | Verdict |
| | | | | | Result | Limit | |
| GSM | 1850.2 | 20 | 3.27 | -0.226 | -0.0001 | -2.5 to 2.5 | Pass |
| | | | 3.85 | 7.135 | 0.0039 | -2.5 to 2.5 | Pass |
| | | | 4.43 | 11.365 | 0.0061 | -2.5 to 2.5 | Pass |
| | | -30 | 3.85 | 3.196 | 0.0017 | -2.5 to 2.5 | Pass |
| | | -20 | 3.85 | 4.197 | 0.0023 | -2.5 to 2.5 | Pass |
| | | -10 | 3.85 | 0.355 | 0.0002 | -2.5 to 2.5 | Pass |
| | | 0 | 3.85 | 4.552 | 0.0025 | -2.5 to 2.5 | Pass |
| | | 10 | 3.85 | 6.199 | 0.0034 | -2.5 to 2.5 | Pass |

| | | | | | | | |
|---|---|---|---|---|---|---|---|
| | | 30 | 3.85 | 8.523 | 0.0046 | -2.5 to 2.5 | Pass |
| | | 40 | 3.85 | -16.853 | -0.0091 | -2.5 to 2.5 | Pass |
| | | 50 | 3.85 | 10.816 | 0.0058 | -2.5 to 2.5 | Pass |
| | 1880 | 20 | 3.27 | 18.597 | 0.0099 | -2.5 to 2.5 | Pass |
| | | | 3.85 | 13.915 | 0.0074 | -2.5 to 2.5 | Pass |
| | | | 4.43 | 20.114 | 0.0107 | -2.5 to 2.5 | Pass |
| | | -30 | 3.85 | 18.338 | 0.0098 | -2.5 to 2.5 | Pass |
| | | -20 | 3.85 | 22.568 | 0.0120 | -2.5 to 2.5 | Pass |
| | | -10 | 3.85 | 14.755 | 0.0078 | -2.5 to 2.5 | Pass |
| | | 0 | 3.85 | 20.146 | 0.0107 | -2.5 to 2.5 | Pass |
| | | 10 | 3.85 | 28.831 | 0.0153 | -2.5 to 2.5 | Pass |
| | | 30 | 3.85 | 26.474 | 0.0141 | -2.5 to 2.5 | Pass |
| | | 40 | 3.85 | -11.655 | -0.0062 | -2.5 to 2.5 | Pass |
| | | 50 | 3.85 | -7.684 | -0.0041 | -2.5 to 2.5 | Pass |
| | 1909.8 | 20 | 3.27 | 19.694 | 0.0103 | -2.5 to 2.5 | Pass |
| | | | 3.85 | 17.402 | 0.0091 | -2.5 to 2.5 | Pass |
| | | | 4.43 | 12.462 | 0.0065 | -2.5 to 2.5 | Pass |
| | | -30 | 3.85 | 16.886 | 0.0088 | -2.5 to 2.5 | Pass |
| | | -20 | 3.85 | 24.731 | 0.0129 | -2.5 to 2.5 | Pass |
| | | -10 | 3.85 | 14.335 | 0.0075 | -2.5 to 2.5 | Pass |
| | | 0 | 3.85 | 18.500 | 0.0097 | -2.5 to 2.5 | Pass |
| | | 10 | 3.85 | 47.363 | 0.0248 | -2.5 to 2.5 | Pass |
| | | 30 | 3.85 | 52.045 | 0.0273 | -2.5 to 2.5 | Pass |
| | | 40 | 3.85 | 35.192 | 0.0184 | -2.5 to 2.5 | Pass |
| | | 50 | 3.85 | 49.430 | 0.0259 | -2.5 to 2.5 | Pass |
| GPRS | 1850.2 | 20 | 3.27 | 4.359 | 0.0024 | -2.5 to 2.5 | Pass |
| | | | 3.85 | 4.714 | 0.0025 | -2.5 to 2.5 | Pass |
| | | | 4.43 | -2.002 | -0.0011 | -2.5 to 2.5 | Pass |
| | | -30 | 3.85 | -2.099 | -0.0011 | -2.5 to 2.5 | Pass |
| | | -20 | 3.85 | 4.391 | 0.0024 | -2.5 to 2.5 | Pass |
| | | -10 | 3.85 | 1.453 | 0.0008 | -2.5 to 2.5 | Pass |
| | | 0 | 3.85 | 0.807 | 0.0004 | -2.5 to 2.5 | Pass |
| | | 10 | 3.85 | 10.105 | 0.0055 | -2.5 to 2.5 | Pass |
| | | 30 | 3.85 | 14.077 | 0.0076 | -2.5 to 2.5 | Pass |
| | | 40 | 3.85 | 2.712 | 0.0015 | -2.5 to 2.5 | Pass |
| | | 50 | 3.85 | -3.196 | -0.0017 | -2.5 to 2.5 | Pass |
| | 1880 | 20 | 3.27 | 11.913 | 0.0063 | -2.5 to 2.5 | Pass |
| | | | 3.85 | 9.137 | 0.0049 | -2.5 to 2.5 | Pass |
| | | | 4.43 | 10.396 | 0.0055 | -2.5 to 2.5 | Pass |
| | | -30 | 3.85 | 6.974 | 0.0037 | -2.5 to 2.5 | Pass |
| | | -20 | 3.85 | 7.361 | 0.0039 | -2.5 to 2.5 | Pass |
| | | -10 | 3.85 | 8.879 | 0.0047 | -2.5 to 2.5 | Pass |
| | | 0 | 3.85 | -1.969 | -0.0010 | -2.5 to 2.5 | Pass |
| | | 10 | 3.85 | 16.175 | 0.0086 | -2.5 to 2.5 | Pass |
| | | 30 | 3.85 | 21.470 | 0.0114 | -2.5 to 2.5 | Pass |
| | | 40 | 3.85 | 19.985 | 0.0106 | -2.5 to 2.5 | Pass |
| | | 50 | 3.85 | 16.724 | 0.0089 | -2.5 to 2.5 | Pass |
| | 1909.8 | 20 | 3.27 | 8.297 | 0.0043 | -2.5 to 2.5 | Pass |
| | | | 3.85 | 8.846 | 0.0046 | -2.5 to 2.5 | Pass |
| | | | 4.43 | 8.233 | 0.0043 | -2.5 to 2.5 | Pass |
| | | -30 | 3.85 | 9.201 | 0.0048 | -2.5 to 2.5 | Pass |
| | | -20 | 3.85 | 12.204 | 0.0064 | -2.5 to 2.5 | Pass |
| | | -10 | 3.85 | 9.008 | 0.0047 | -2.5 to 2.5 | Pass |
| | | 0 | 3.85 | 10.525 | 0.0055 | -2.5 to 2.5 | Pass |
| | | 10 | 3.85 | 13.689 | 0.0072 | -2.5 to 2.5 | Pass |
| | | 30 | 3.85 | 13.560 | 0.0071 | -2.5 to 2.5 | Pass |
| | | 40 | 3.85 | 8.685 | 0.0045 | -2.5 to 2.5 | Pass |
| | | 50 | 3.85 | 14.722 | 0.0077 | -2.5 to 2.5 | Pass |
| EGPRS | 1850.2 | 20 | 3.27 | 5.876 | 0.0032 | -2.5 to 2.5 | Pass |

| | | | | | | | |
|---|---|---|---|---|---|---|---|
| | | | 3.85 | 9.815 | 0.0053 | -2.5 to 2.5 | Pass |
| | | | 4.43 | 4.972 | 0.0027 | -2.5 to 2.5 | Pass |
| | | -30 | 3.85 | 9.331 | 0.0050 | -2.5 to 2.5 | Pass |
| | | -20 | 3.85 | 8.620 | 0.0047 | -2.5 to 2.5 | Pass |
| | | -10 | 3.85 | 8.297 | 0.0045 | -2.5 to 2.5 | Pass |
| | | 0 | 3.85 | 8.685 | 0.0047 | -2.5 to 2.5 | Pass |
| | | 10 | 3.85 | 5.811 | 0.0031 | -2.5 to 2.5 | Pass |
| | | 30 | 3.85 | 4.714 | 0.0025 | -2.5 to 2.5 | Pass |
| | | 40 | 3.85 | 12.107 | 0.0065 | -2.5 to 2.5 | Pass |
| | | 50 | 3.85 | 15.336 | 0.0083 | -2.5 to 2.5 | Pass |
| | 1880 | 20 | 3.27 | 11.397 | 0.0061 | -2.5 to 2.5 | Pass |
| | | | 3.85 | 16.401 | 0.0087 | -2.5 to 2.5 | Pass |
| | | | 4.43 | 11.106 | 0.0059 | -2.5 to 2.5 | Pass |
| | | -30 | 3.85 | 9.879 | 0.0053 | -2.5 to 2.5 | Pass |
| | | -20 | 3.85 | 11.881 | 0.0063 | -2.5 to 2.5 | Pass |
| | | -10 | 3.85 | 14.755 | 0.0078 | -2.5 to 2.5 | Pass |
| | | 0 | 3.85 | 11.332 | 0.0060 | -2.5 to 2.5 | Pass |
| | | 10 | 3.85 | 13.786 | 0.0073 | -2.5 to 2.5 | Pass |
| | | 30 | 3.85 | 18.145 | 0.0097 | -2.5 to 2.5 | Pass |
| | | 40 | 3.85 | 24.699 | 0.0131 | -2.5 to 2.5 | Pass |
| | | 50 | 3.85 | 19.533 | 0.0104 | -2.5 to 2.5 | Pass |
| | 1909.8 | 20 | 3.27 | 13.043 | 0.0068 | -2.5 to 2.5 | Pass |
| | | | 3.85 | 12.721 | 0.0067 | -2.5 to 2.5 | Pass |
| | | | 4.43 | 9.266 | 0.0049 | -2.5 to 2.5 | Pass |
| | | -30 | 3.85 | 10.590 | 0.0055 | -2.5 to 2.5 | Pass |
| | | -20 | 3.85 | 7.393 | 0.0039 | -2.5 to 2.5 | Pass |
| | | -10 | 3.85 | 7.845 | 0.0041 | -2.5 to 2.5 | Pass |
| | | 0 | 3.85 | 6.425 | 0.0034 | -2.5 to 2.5 | Pass |
| | | 10 | 3.85 | 16.498 | 0.0086 | -2.5 to 2.5 | Pass |
| | | 30 | 3.85 | 20.631 | 0.0108 | -2.5 to 2.5 | Pass |
| | | 40 | 3.85 | 19.210 | 0.0101 | -2.5 to 2.5 | Pass |
| | | 50 | 3.85 | 18.758 | 0.0098 | -2.5 to 2.5 | Pass |

# 3. Modulation Characteristics

## 3.1 PCS1900

### 3.1.1 Test Result

| Band: PCS1900 | | | | | | |
|---|---|---|---|---|---|---|
| ENV | Mode | | Frequency (MHz) | Modulation Characteristics | | Verdict |
| | Network | Subset | | Result | Limit | |
| NTNV | GSM | GSM | 1880 | Refer To Test Graph | | Pass |
| | GPRS | 1 TX Slot | 1880 | Refer To Test Graph | | Pass |
| | EGPRS | 1 TX Slot | 1880 | Refer To Test Graph | | Pass |

## 3.1.2 Test Graph

PCS1900_GSM_MCH_1880MHz_GSM_NTNV

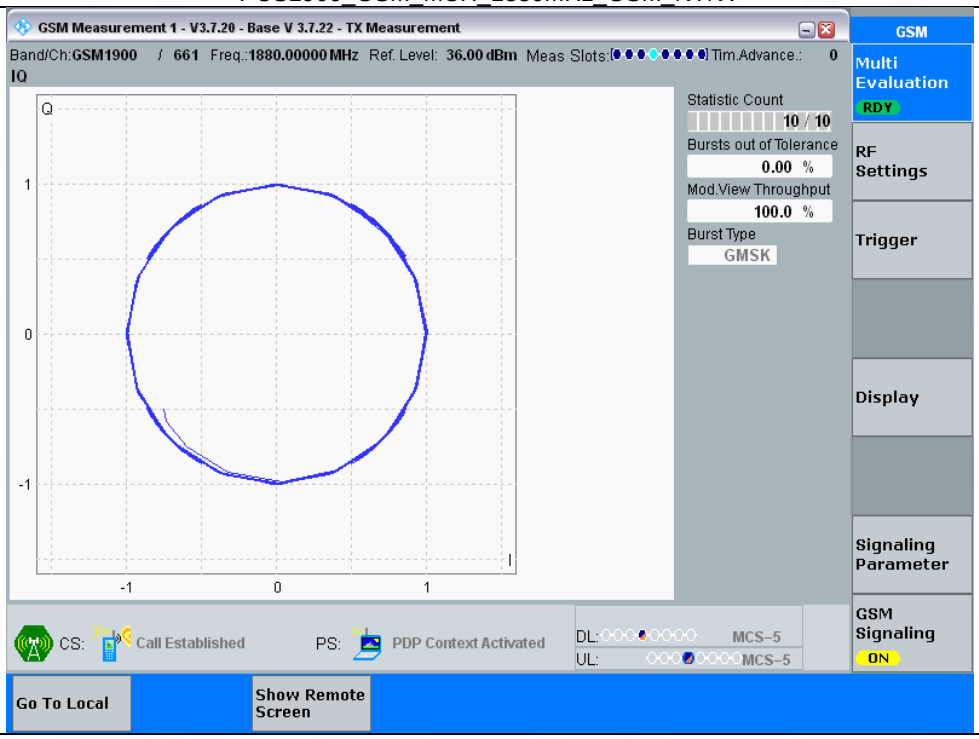


PCS1900_GPRS_MCH_1880MHz_1 TX Slot_NTNV

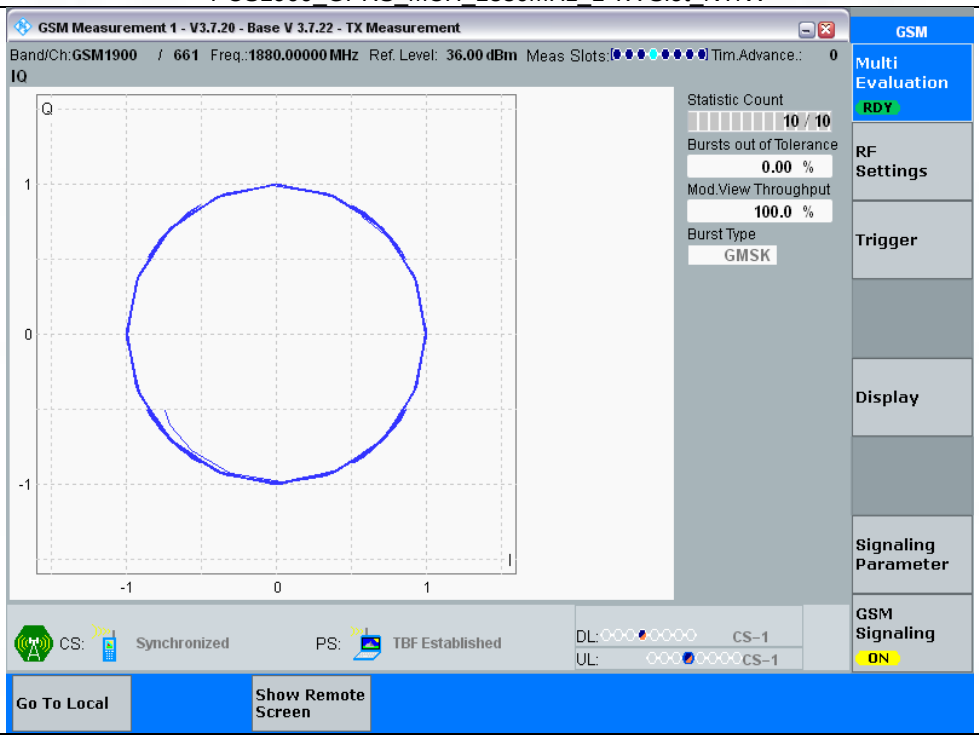

PCS1900_EGPRS_MCH_1880MHz_1 TX Slot_NTNV

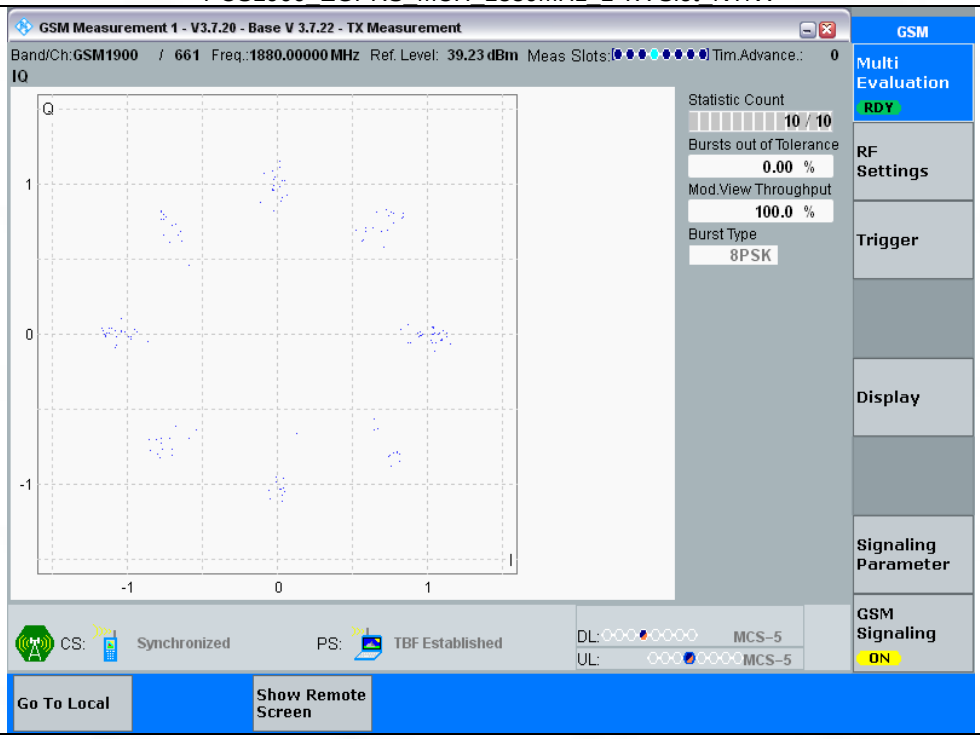

# 4. 99% & 26dB Bandwidth

## 4.1 PCS1900_OBW

### 4.1.1 Test Result

| Band: PCS1900 | | | | | | |
|---|---|---|---|---|---|---|
| ENV | Mode | | Frequency (MHz) | 99% Occupied Bandwidth (MHz) | | Verdict |
| | Network | Subset | | Result | Limit | |
| NTNV | GSM | GSM | 1850.2 | 0.248 | / | Pass |
| | | | 1880 | 0.246 | / | Pass |
| | | | 1909.8 | 0.246 | / | Pass |
| | GPRS | 1 TX Slot | 1850.2 | 0.247 | / | Pass |
| | | | 1880 | 0.244 | / | Pass |
| | | | 1909.8 | 0.247 | / | Pass |
| | EGPRS | 1 TX Slot | 1850.2 | 0.260 | / | Pass |
| | | | 1880 | 0.254 | / | Pass |
| | | | 1909.8 | 0.264 | / | Pass |

## 4.1.2 Test Graph

PCS1900_GSM_LCH_1850.2MHz_GSM_NTNV

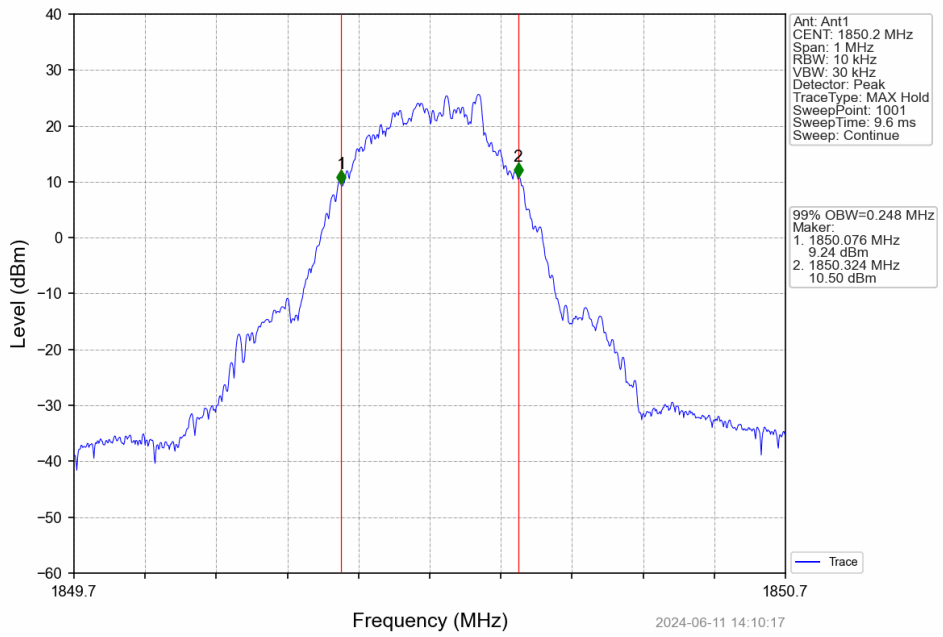


PCS1900_GSM_MCH_1880MHz_GSM_NTNV

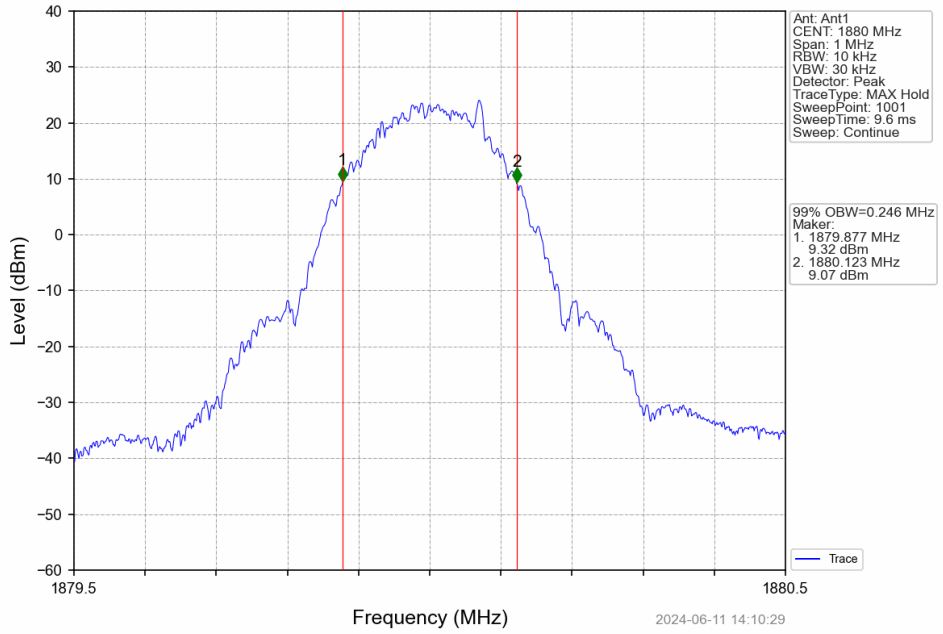

PCS1900_GSM_HCH_1909.8MHz_GSM_NTNV

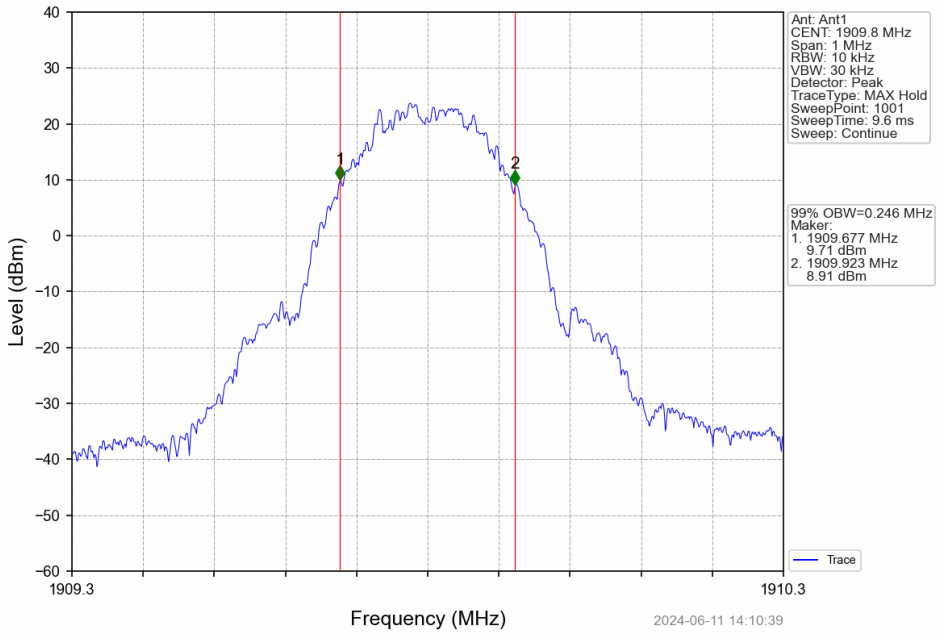


PCS1900_GPRS_LCH_1850.2MHz_1 TX Slot_NTNV

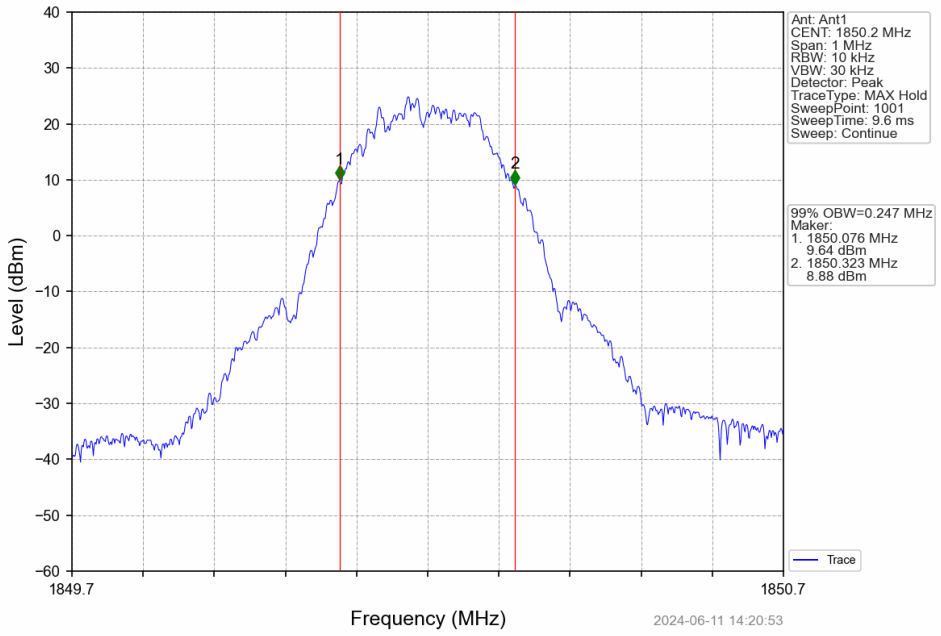

PCS1900_GPRS_MCH_1880MHz_1 TX Slot_NTNV

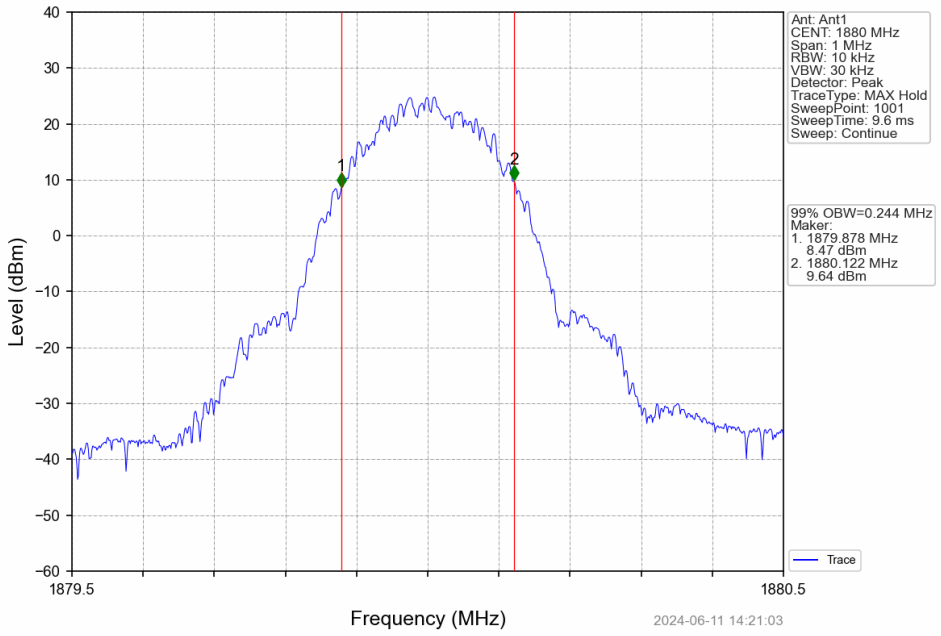


PCS1900_GPRS_HCH_1909.8MHz_1 TX Slot_NTNV

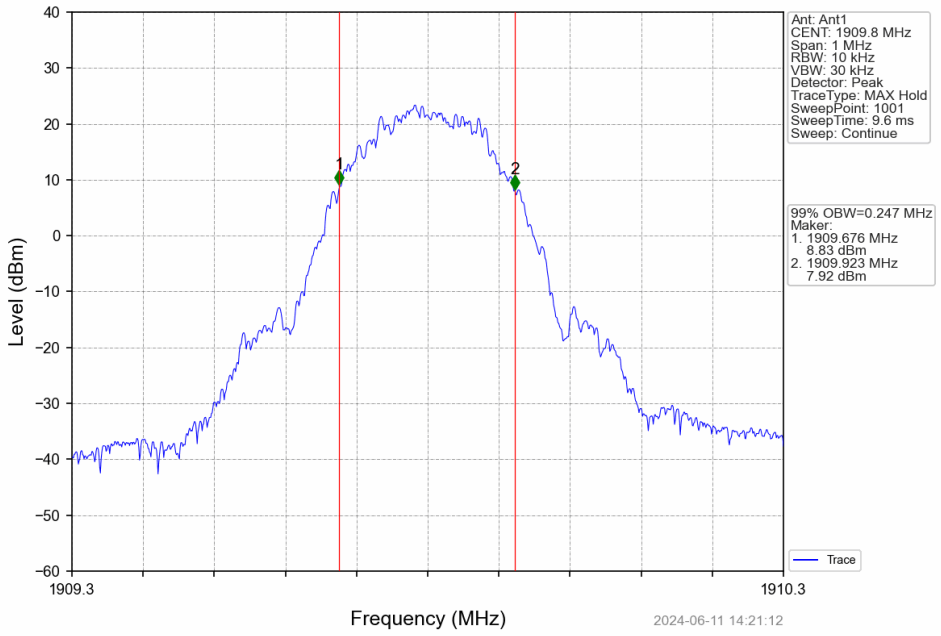

PCS1900_EGPRS_LCH_1850.2MHz_1 TX Slot_NTNV

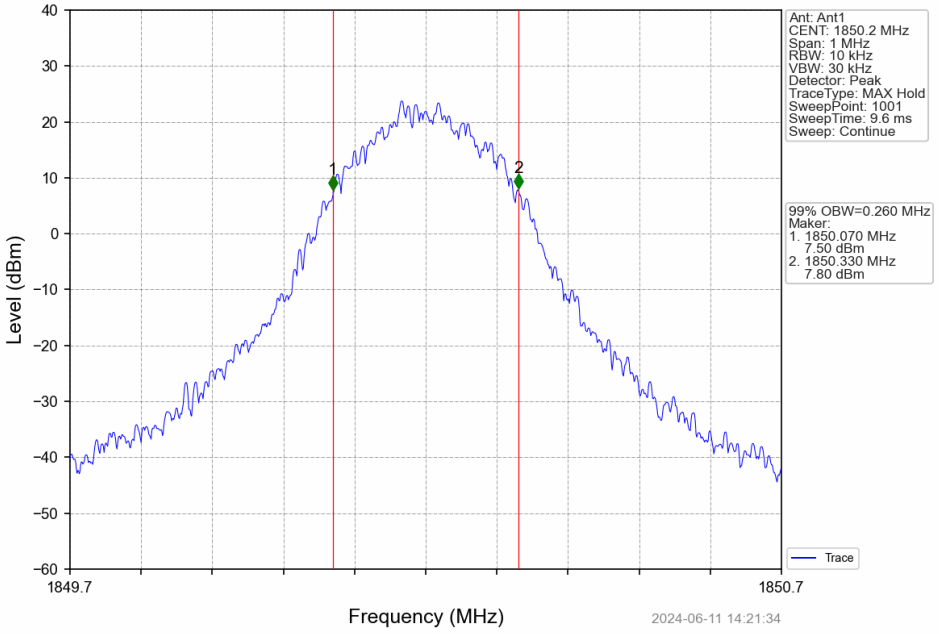


PCS1900_EGPRS_MCH_1880MHz_1 TX Slot_NTNV

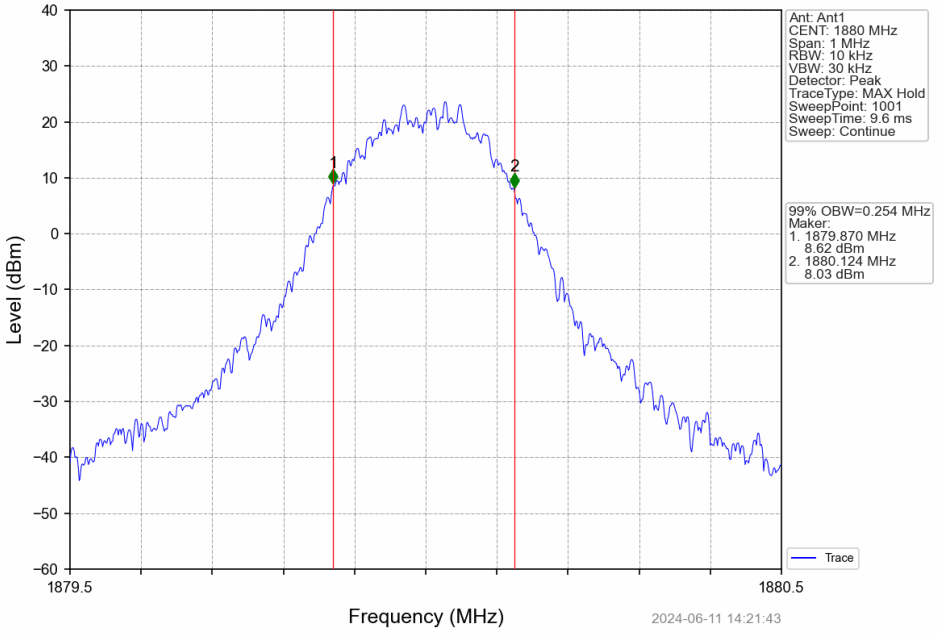

PCS1900_EGPRS_HCH_1909.8MHz_1 TX Slot_NTNV

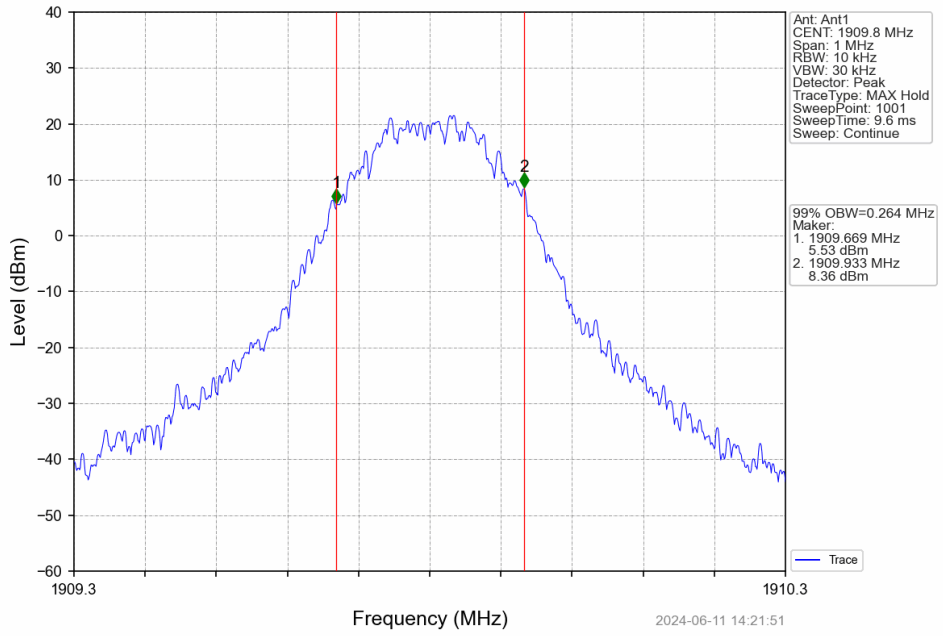

## 4.2 PCS1900_XDB

### 4.2.1 Test Result

| Band: PCS1900 | | | | | | |
|---|---|---|---|---|---|---|
| ENV | Mode | | Frequency (MHz) | 26dB Bandwidth (MHz) | | Verdict |
| | Network | Subset | | Result | Limit | |
| NTNV | GSM | GSM | 1850.2 | 0.313 | / | Pass |
| | | | 1880 | 0.316 | / | Pass |
| | | | 1909.8 | 0.328 | / | Pass |
| | GPRS | 1 TX Slot | 1850.2 | 0.318 | / | Pass |
| | | | 1880 | 0.315 | / | Pass |
| | | | 1909.8 | 0.323 | / | Pass |
| | EGPRS | 1 TX Slot | 1850.2 | 0.333 | / | Pass |
| | | | 1880 | 0.327 | / | Pass |
| | | | 1909.8 | 0.346 | / | Pass |

## 4.2.2 Test Graph

PCS1900_GSM_LCH_1850.2MHz_GSM_NTNV

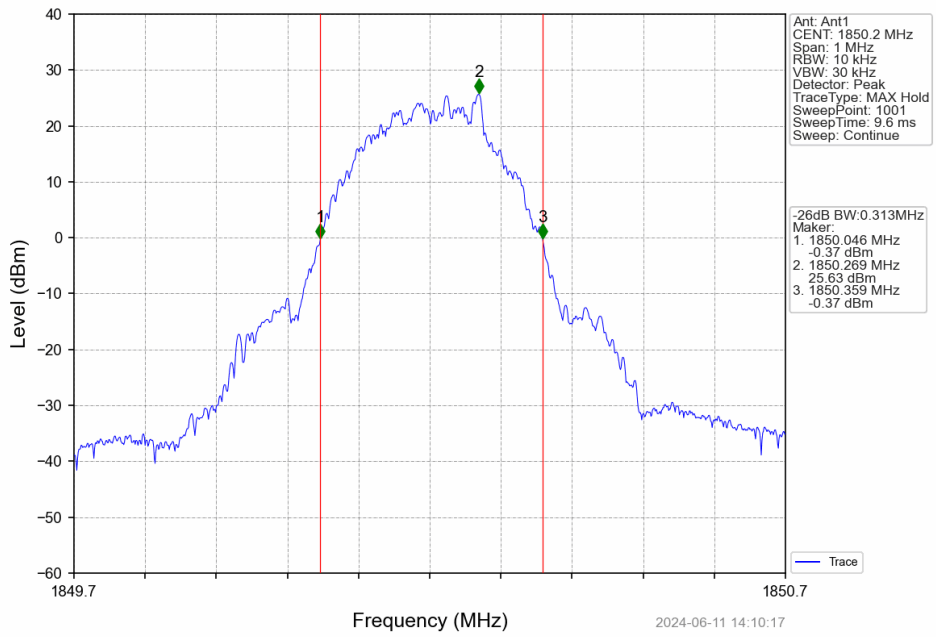


PCS1900_GSM_MCH_1880MHz_GSM_NTNV

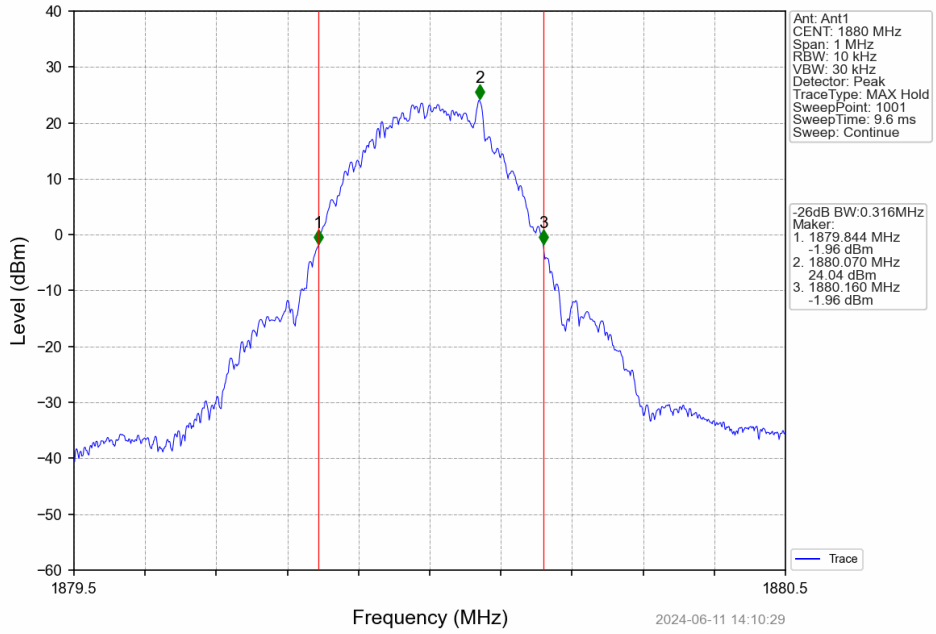

PCS1900_GSM_HCH_1909.8MHz_GSM_NTNV

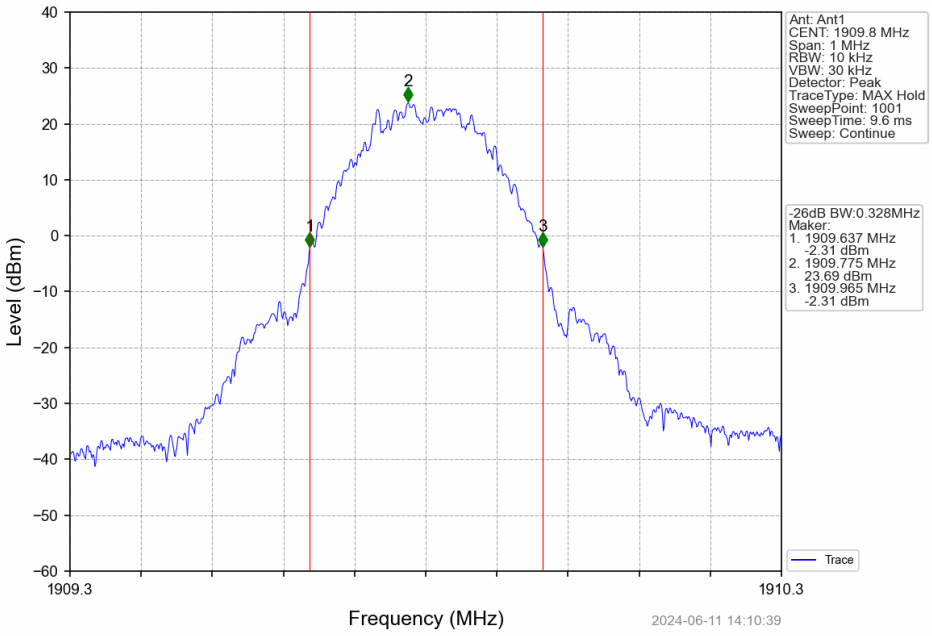


PCS1900_GPRS_LCH_1850.2MHz_1 TX Slot_NTNV

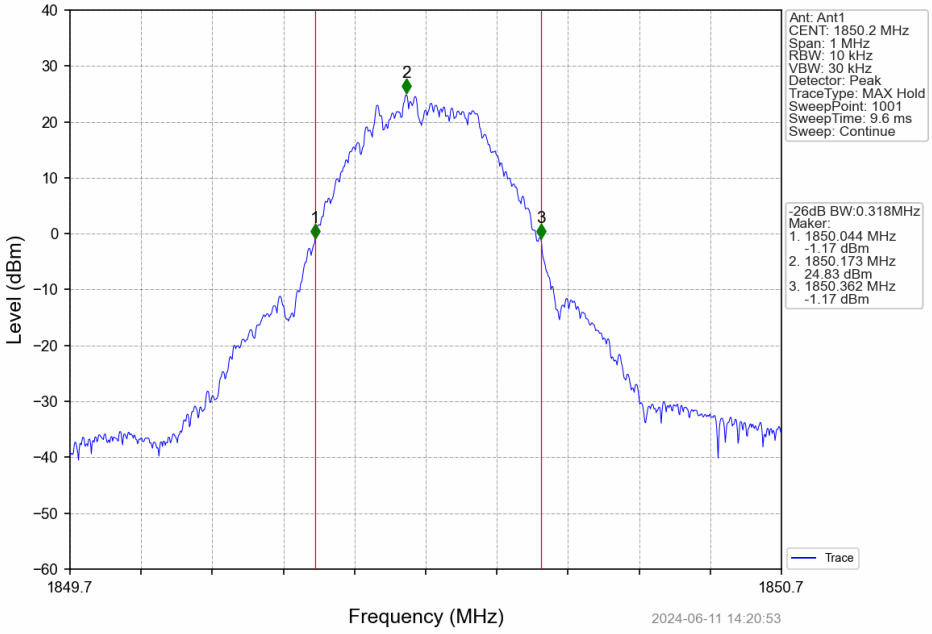

PCS1900_GPRS_MCH_1880MHz_1 TX Slot_NTNV

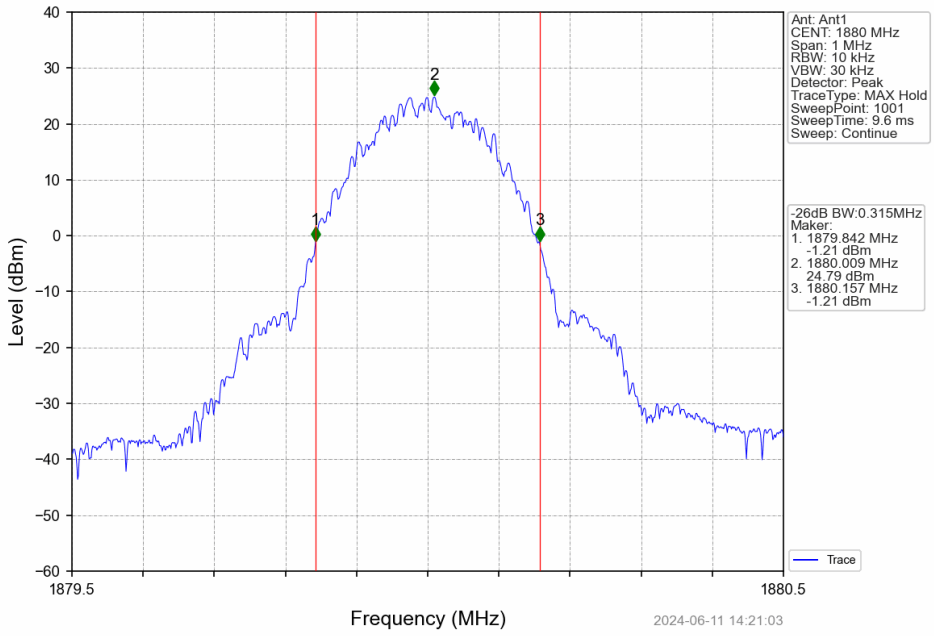


PCS1900_GPRS_HCH_1909.8MHz_1 TX Slot_NTNV

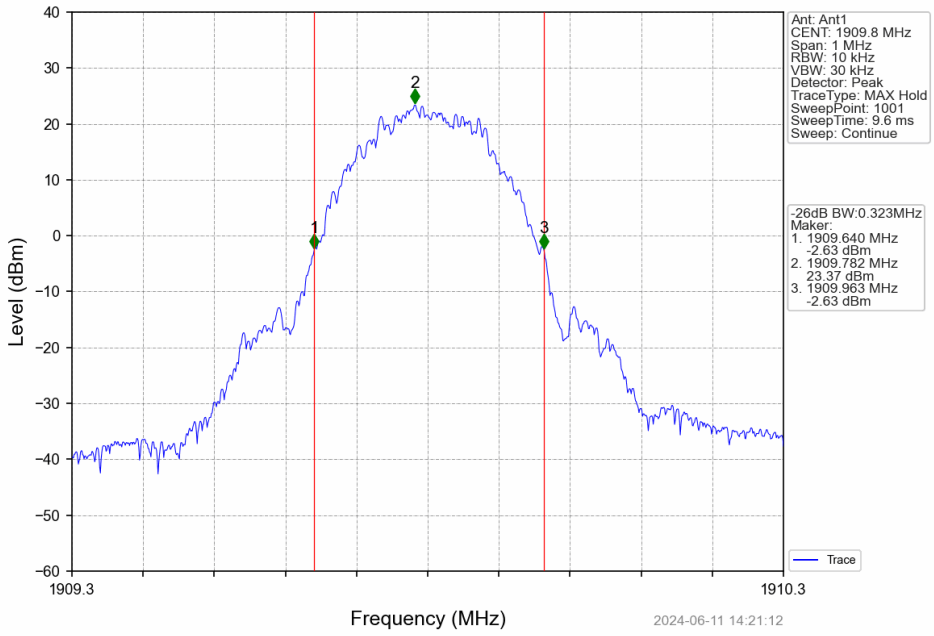

PCS1900_EGPRS_LCH_1850.2MHz_1 TX Slot_NTNV

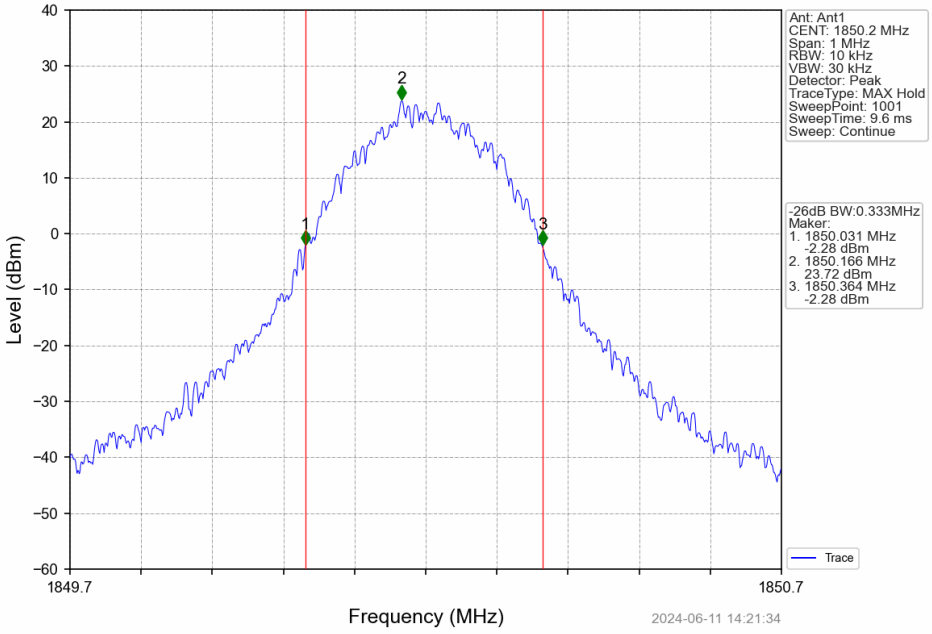


PCS1900_EGPRS_MCH_1880MHz_1 TX Slot_NTNV

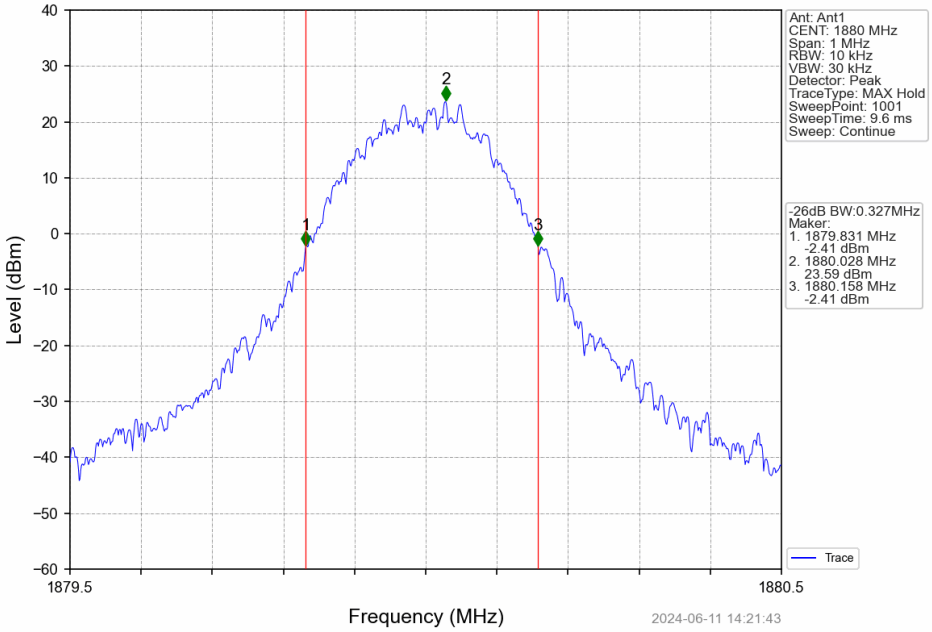

PCS1900_EGPRS_HCH_1909.8MHz_1 TX Slot_NTNV

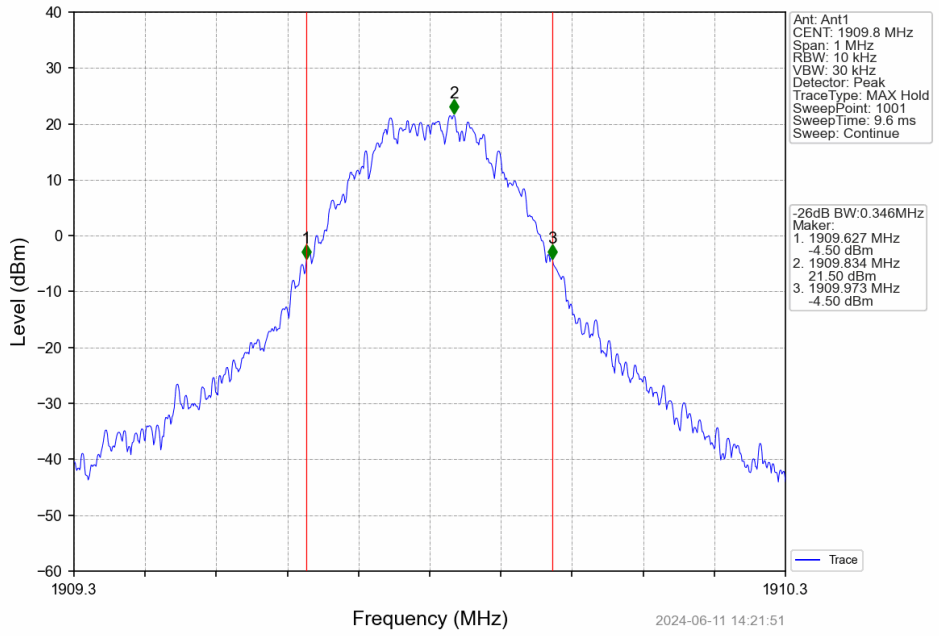

# 5. Peak-Average Ratio

## 5.1 PCS1900

### 5.1.1 Test Result

| Band: PCS1900 | | | | | | |
|---|---|---|---|---|---|---|
| ENV | Mode | | Frequency (MHz) | Peak-Average Ratio (dB) | | Verdict |
| | Network | Subset | | Result | Limit | |
| NTNV | GSM | GSM | 1850.2 | 9.71 | <=13 | Pass |
| | | | 1880 | 9.66 | <=13 | Pass |
| | | | 1909.8 | 9.68 | <=13 | Pass |
| | GPRS | 4 TX Slots | 1850.2 | 3.74 | <=13 | Pass |
| | | | 1880 | 3.66 | <=13 | Pass |
| | | | 1909.8 | 3.53 | <=13 | Pass |
| | EGPRS | 4 TX Slots | 1850.2 | 6.91 | <=13 | Pass |
| | | | 1880 | 6.43 | <=13 | Pass |
| | | | 1909.8 | 6.56 | <=13 | Pass |

## 5.1.2 Test Graph

PCS1900_GSM_LCH_1850.2MHz_GSM_NTNV

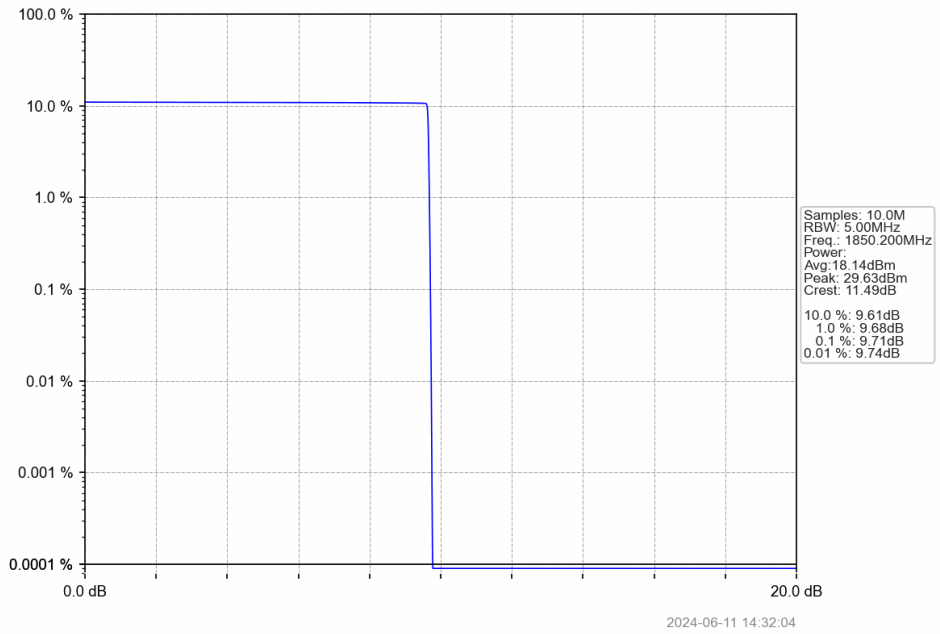


PCS1900_GSM_MCH_1880MHz_GSM_NTNV

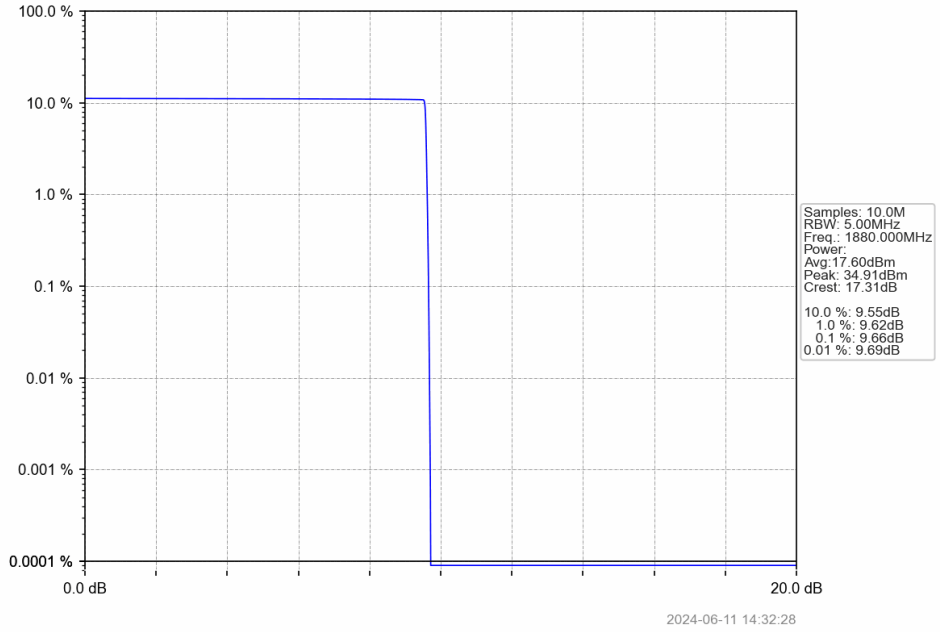

PCS1900_GSM_HCH_1909.8MHz_GSM_NTNV

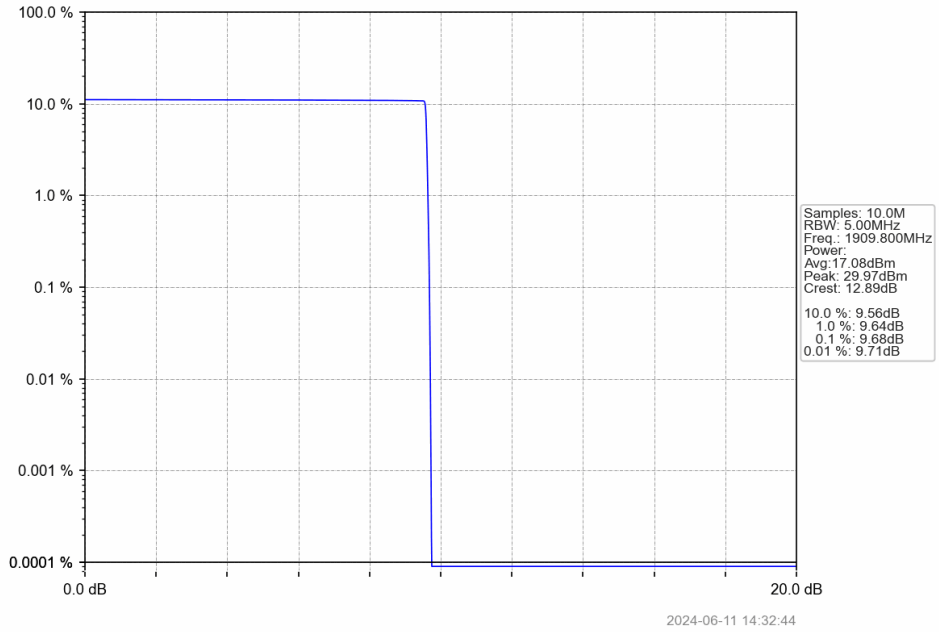


PCS1900_GPRS_LCH_1850.2MHz_4 TX Slots_NTNV

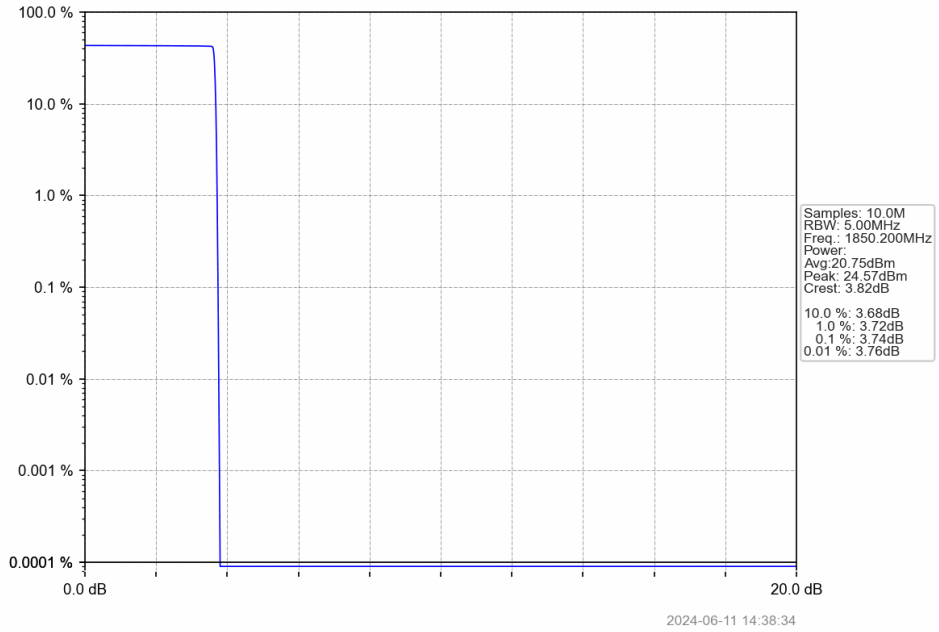

PCS1900_GPRS_MCH_1880MHz_4 TX Slots_NTNV

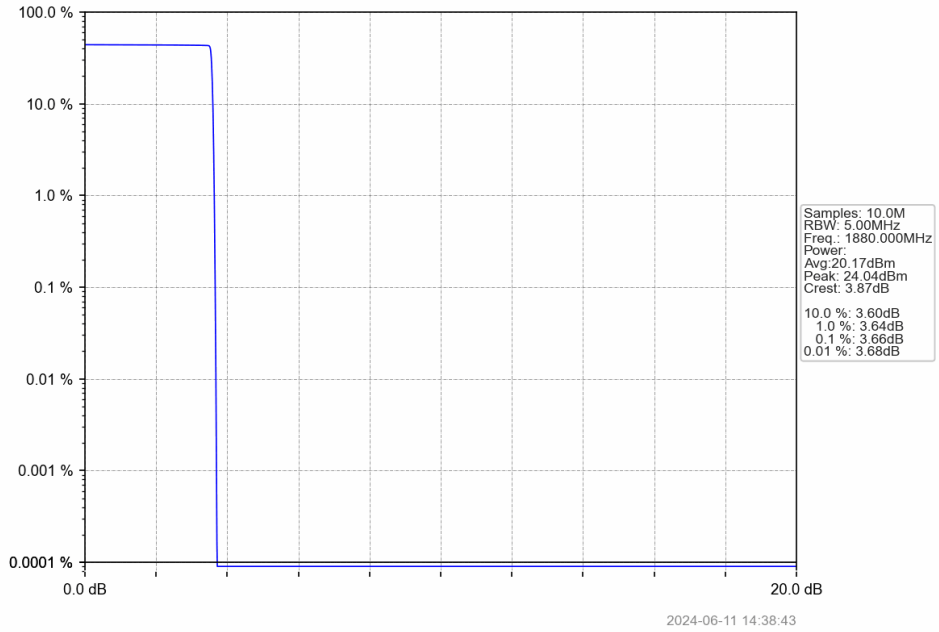


PCS1900_GPRS_HCH_1909.8MHz_4 TX Slots_NTNV

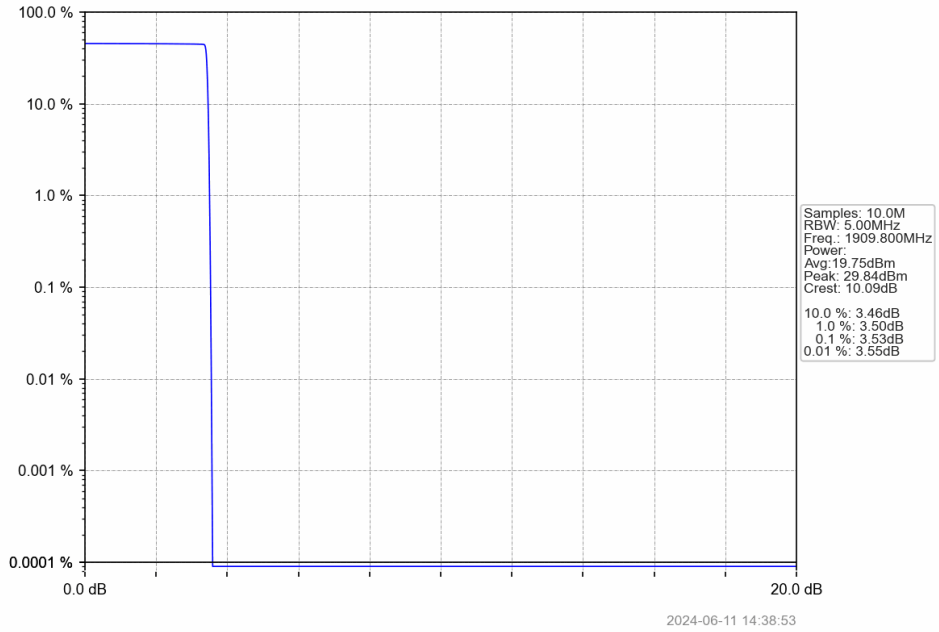

PCS1900_EGPRS_LCH_1850.2MHz_4 TX Slots_NTNV

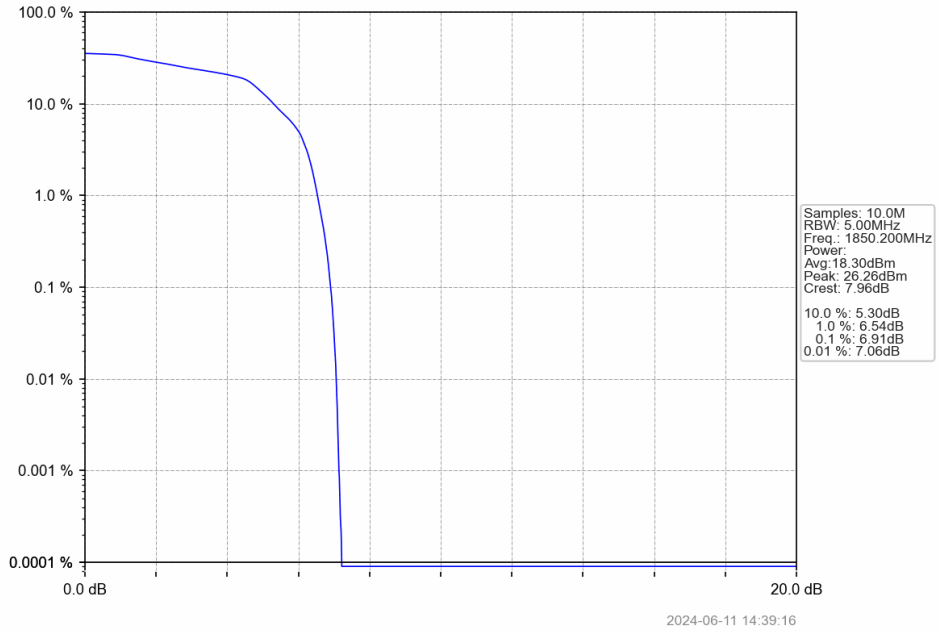


PCS1900_EGPRS_MCH_1880MHz_4 TX Slots_NTNV

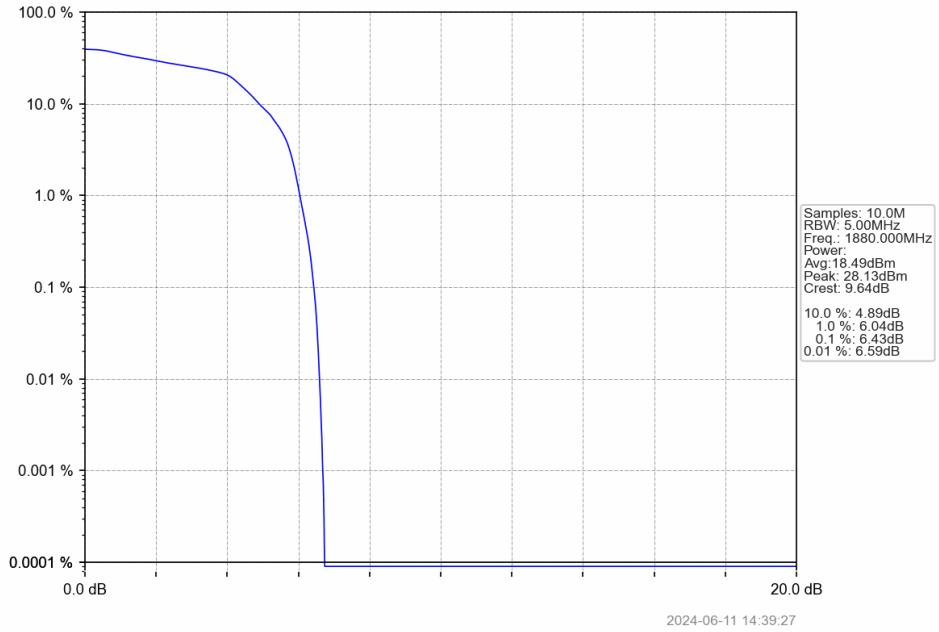

PCS1900_EGPRS_HCH_1909.8MHz_4 TX Slots_NTNV

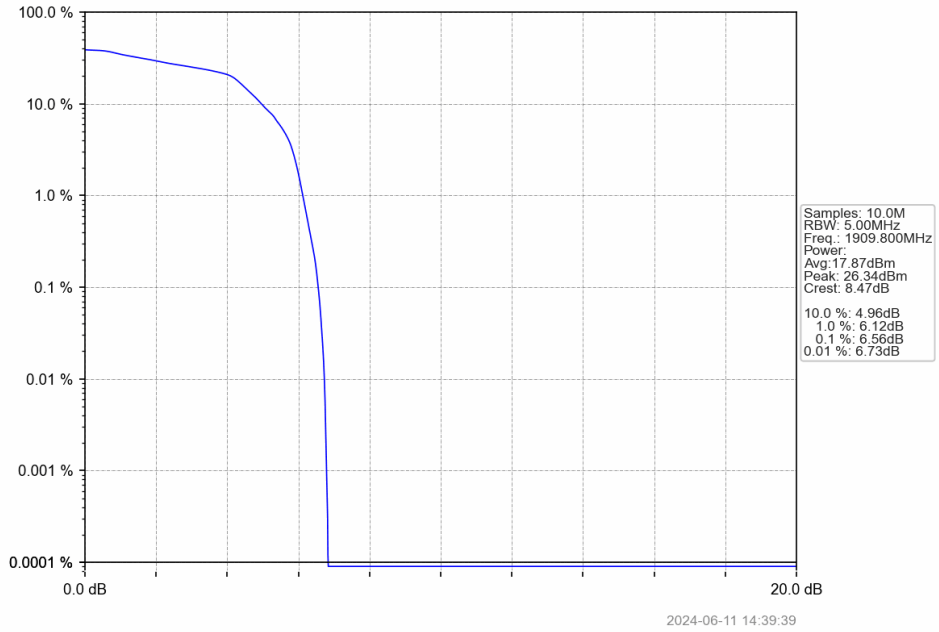

# 6. Spurious Emission

## 6.1 PCS1900

### 6.1.1 Test Result

| Band: PCS1900 | | | | | | |
|---|---|---|---|---|---|---|
| ENV | Mode | | Frequency (MHz) | Spurious Emission | | Verdict |
| | Network | Subset | | Result | Limit | |
| NTNV | GSM | GSM | 1850.2 | Refer To Test Graph | | Pass |
| | | | 1880 | Refer To Test Graph | | Pass |
| | | | 1909.8 | Refer To Test Graph | | Pass |
| | GPRS | 1 TX Slot | 1850.2 | Refer To Test Graph | | Pass |
| | | | 1880 | Refer To Test Graph | | Pass |
| | | | 1909.8 | Refer To Test Graph | | Pass |
| | EGPRS | 1 TX Slot | 1850.2 | Refer To Test Graph | | Pass |
| | | | 1880 | Refer To Test Graph | | Pass |
| | | | 1909.8 | Refer To Test Graph | | Pass |

## 6.1.2 Test Graph

PCS1900_GSM_LCH_1850.2MHz_GSM_NTNV

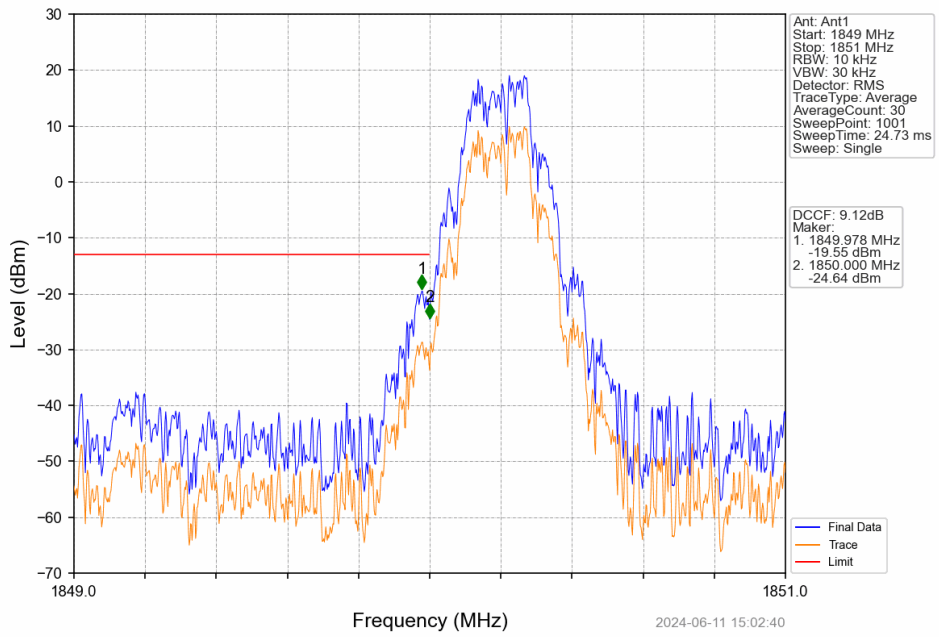


PCS1900_GSM_LCH_1850.2MHz_GSM_NTNV

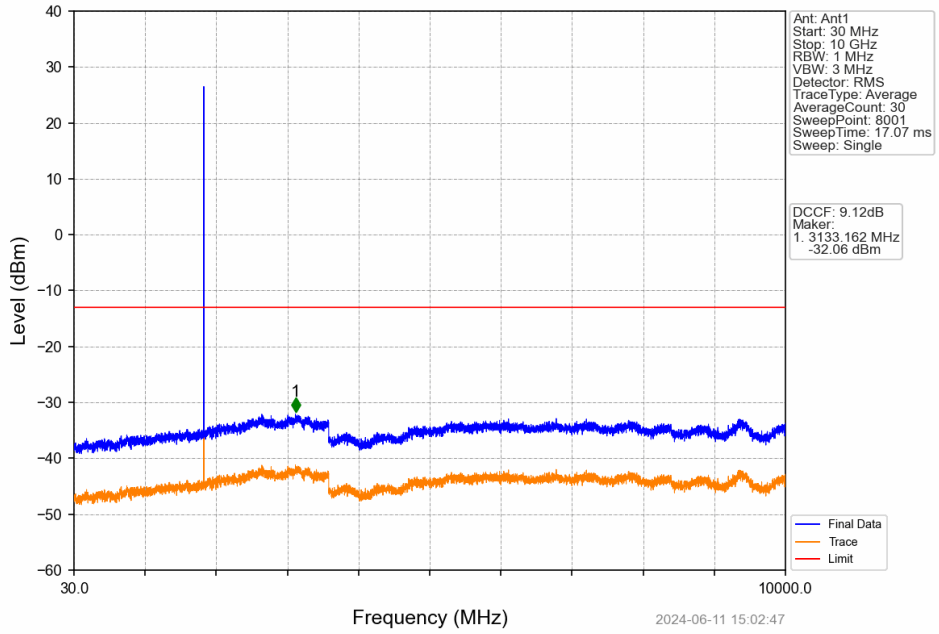

PCS1900_GSM_LCH_1850.2MHz_GSM_NTNV

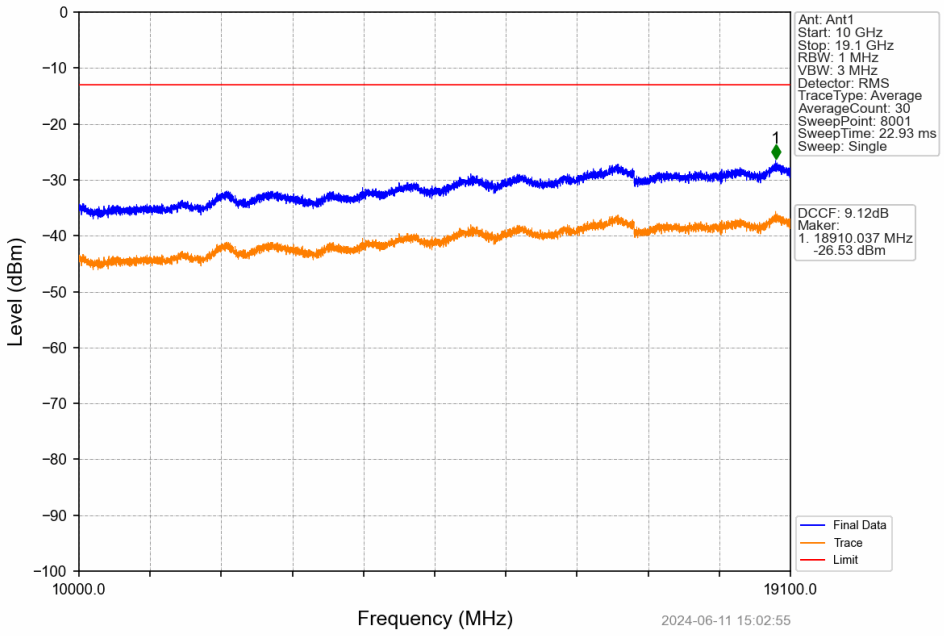


PCS1900_GSM_MCH_1880MHz_GSM_NTNV

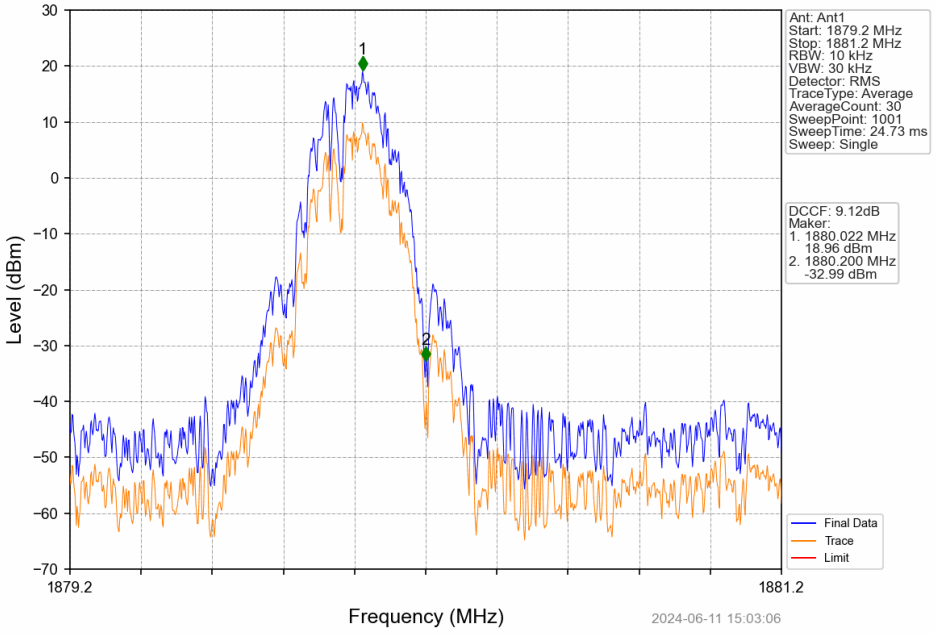

PCS1900_GSM_MCH_1880MHz_GSM_NTNV

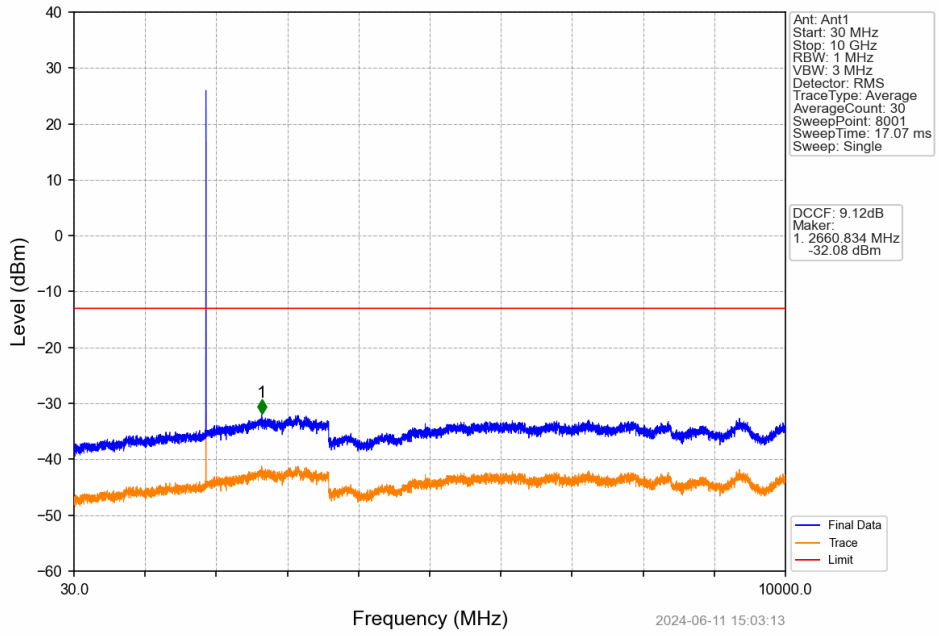


PCS1900_GSM_MCH_1880MHz_GSM_NTNV

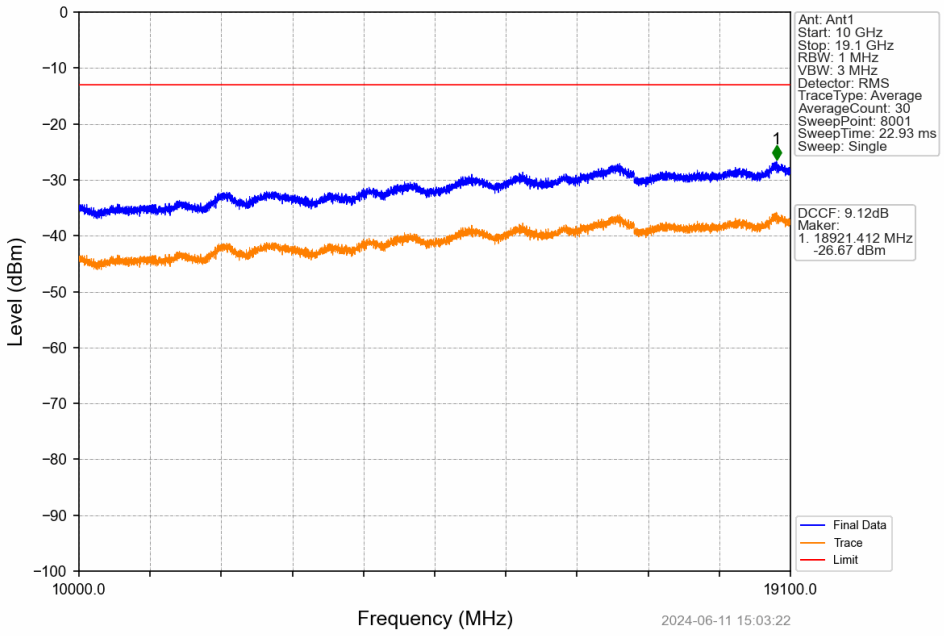

PCS1900_GSM_HCH_1909.8MHz_GSM_NTNV

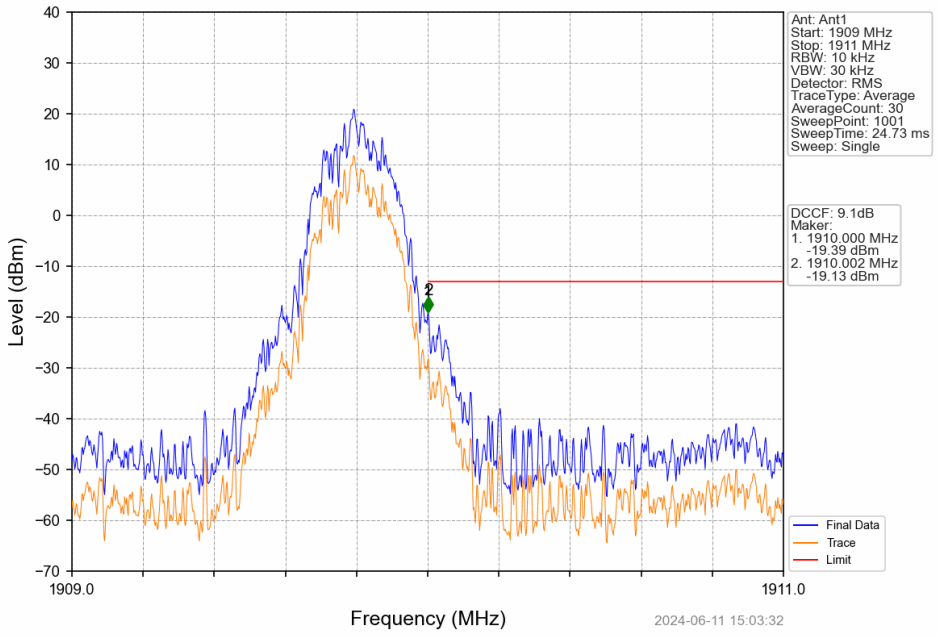


PCS1900_GSM_HCH_1909.8MHz_GSM_NTNV

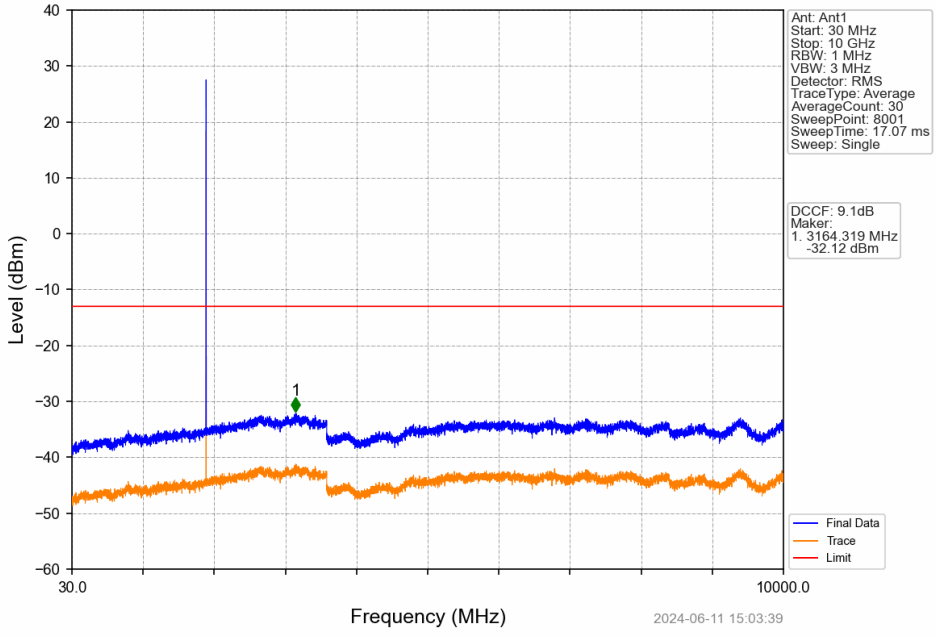

PCS1900_GSM_HCH_1909.8MHz_GSM_NTNV

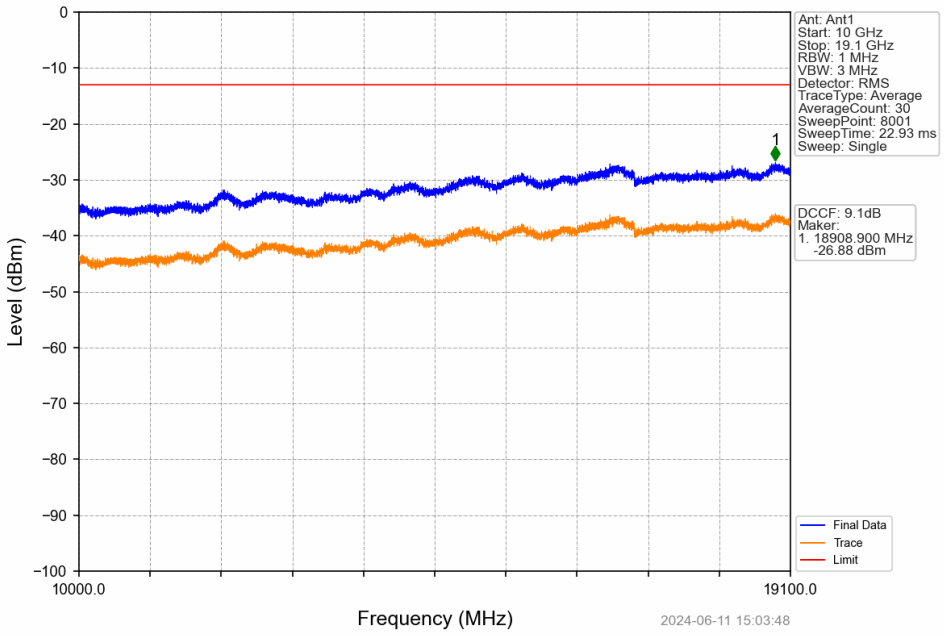


PCS1900_GPRS_LCH_1850.2MHz_1 TX Slot_NTNV

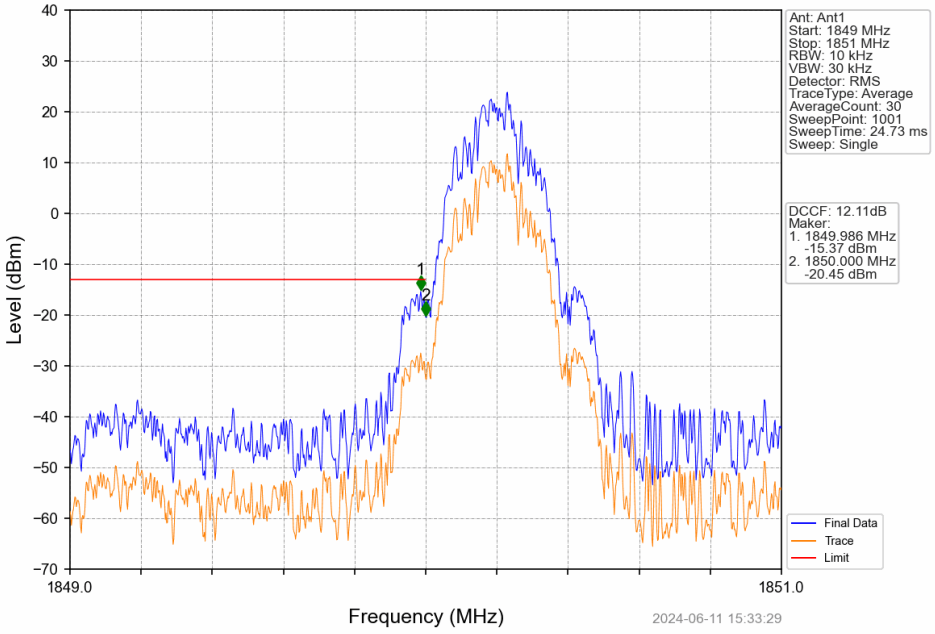

PCS1900_GPRS_LCH_1850.2MHz_1 TX Slot_NTNV

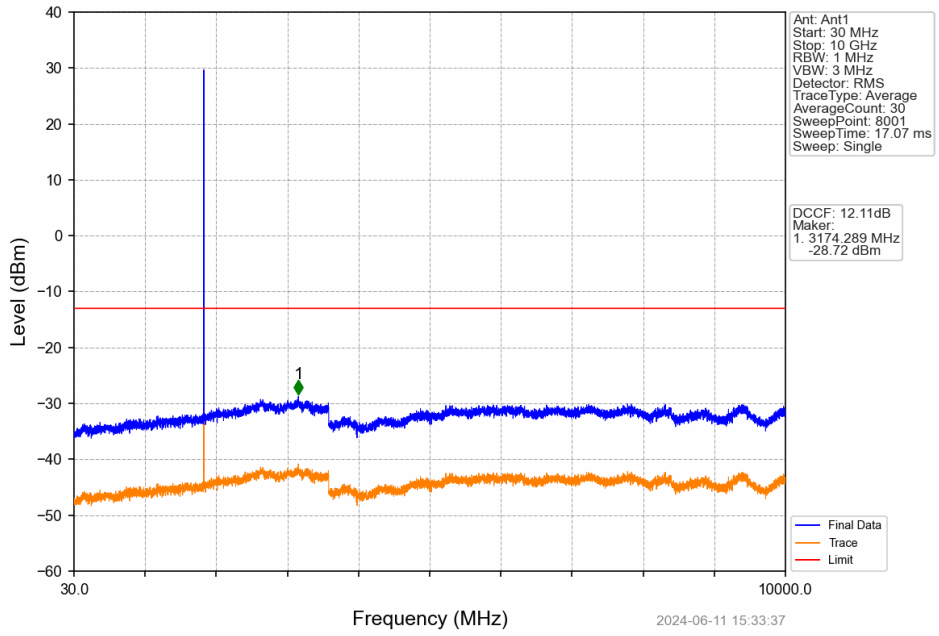


PCS1900_GPRS_LCH_1850.2MHz_1 TX Slot_NTNV

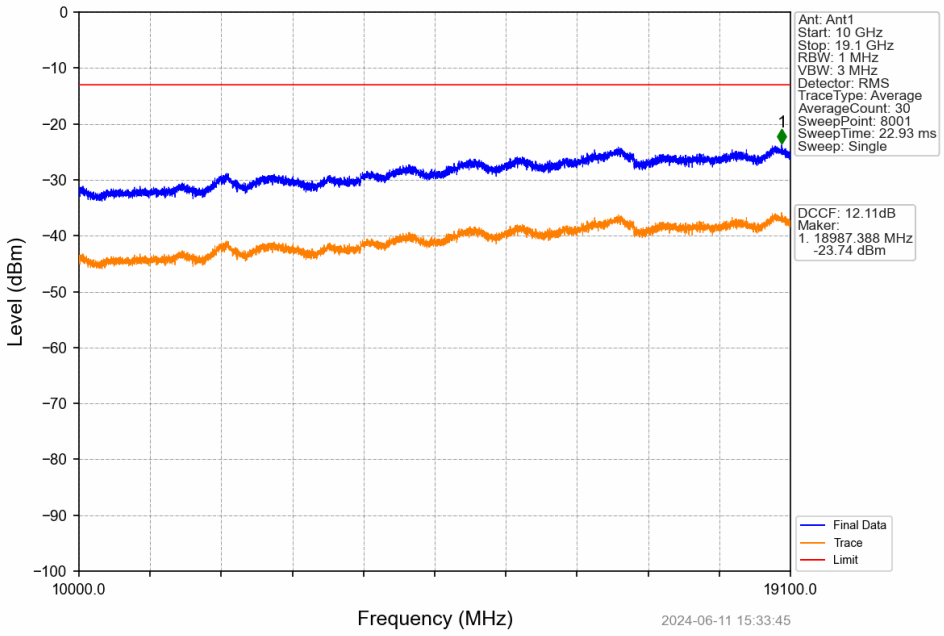

PCS1900_GPRS_MCH_1880MHz_1 TX Slot_NTNV

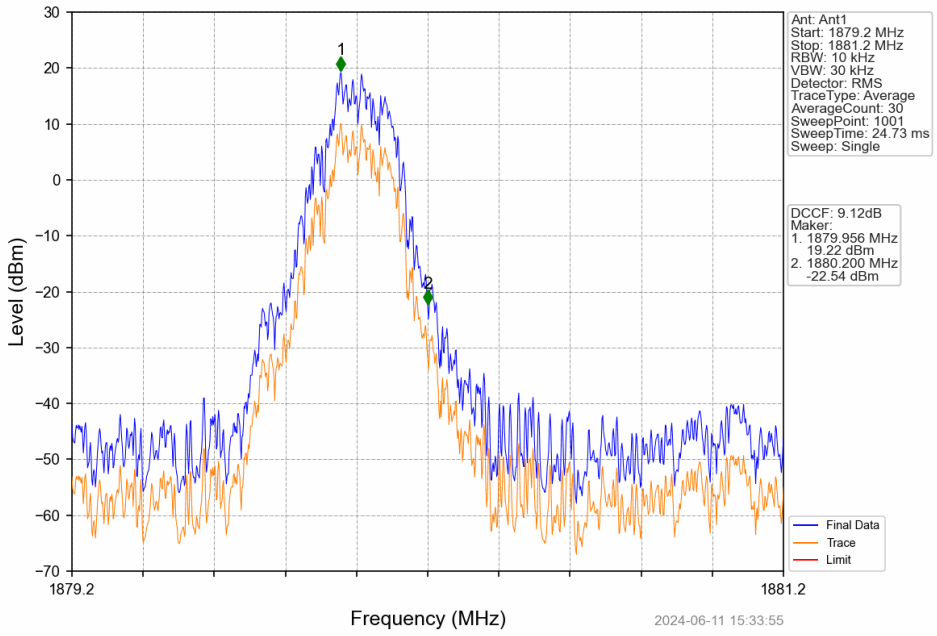


PCS1900_GPRS_MCH_1880MHz_1 TX Slot_NTNV

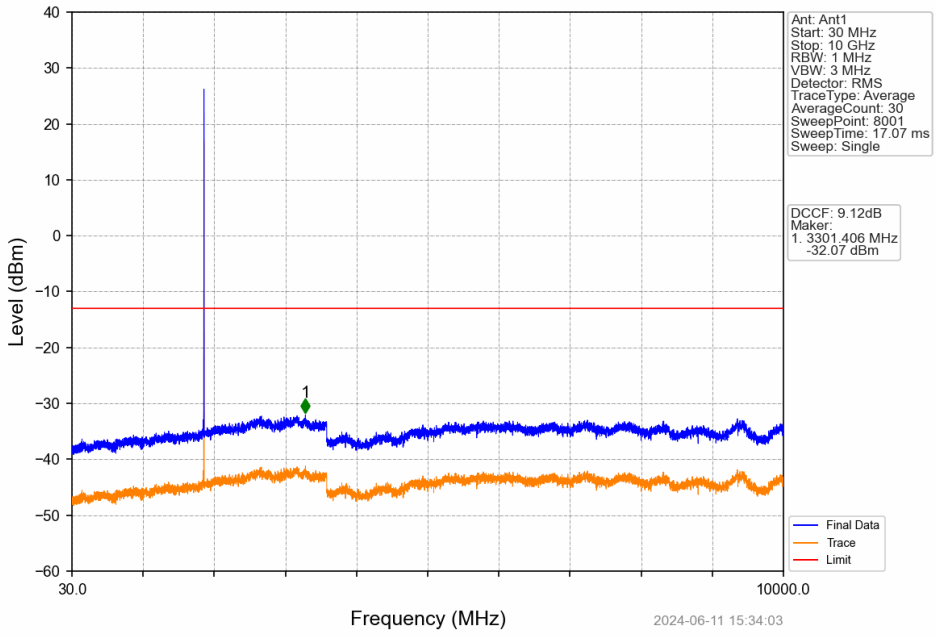

PCS1900_GPRS_MCH_1880MHz_1 TX Slot_NTNV

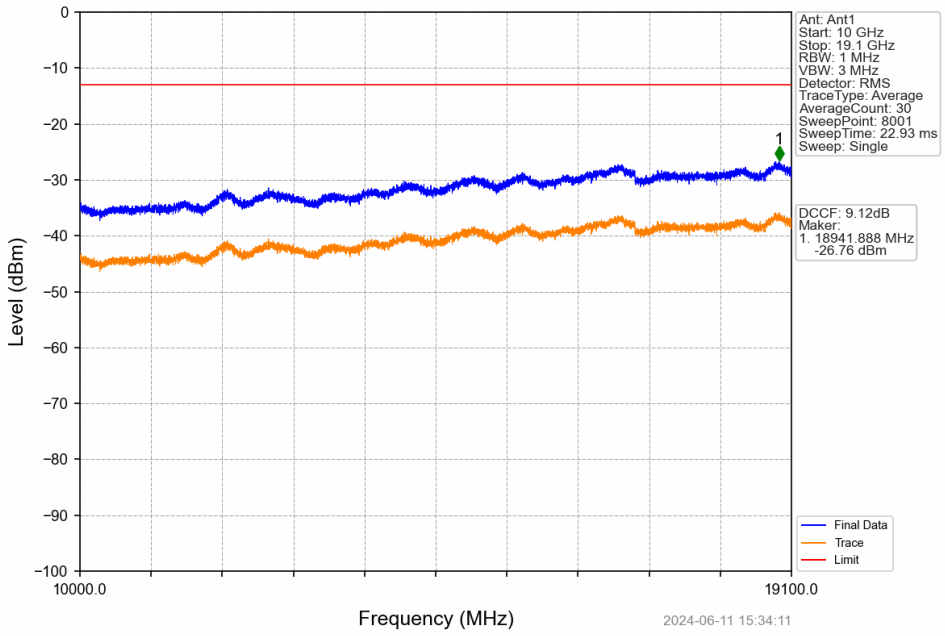


PCS1900_GPRS_HCH_1909.8MHz_1 TX Slot_NTNV

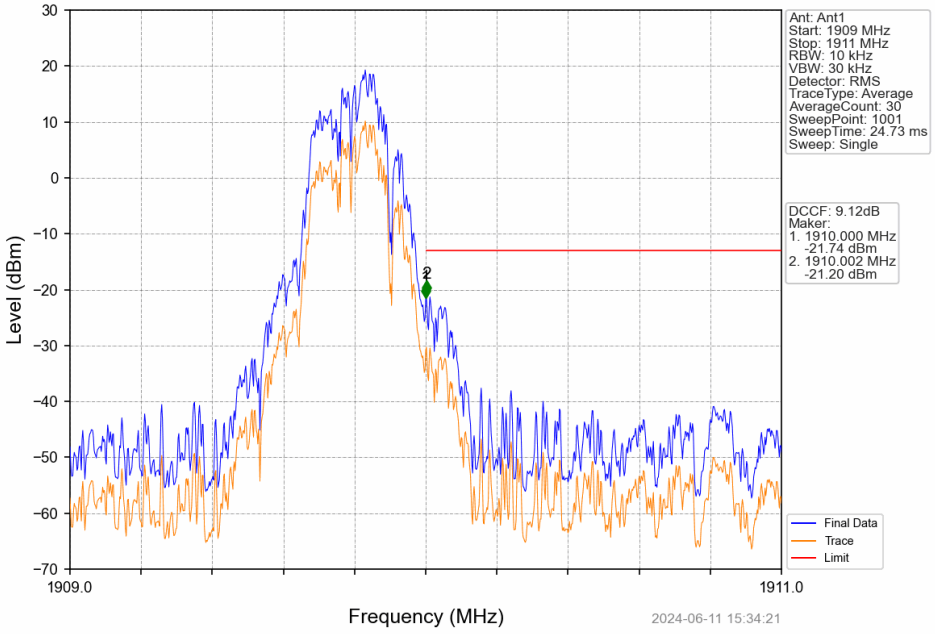

PCS1900_GPRS_HCH_1909.8MHz_1 TX Slot_NTNV

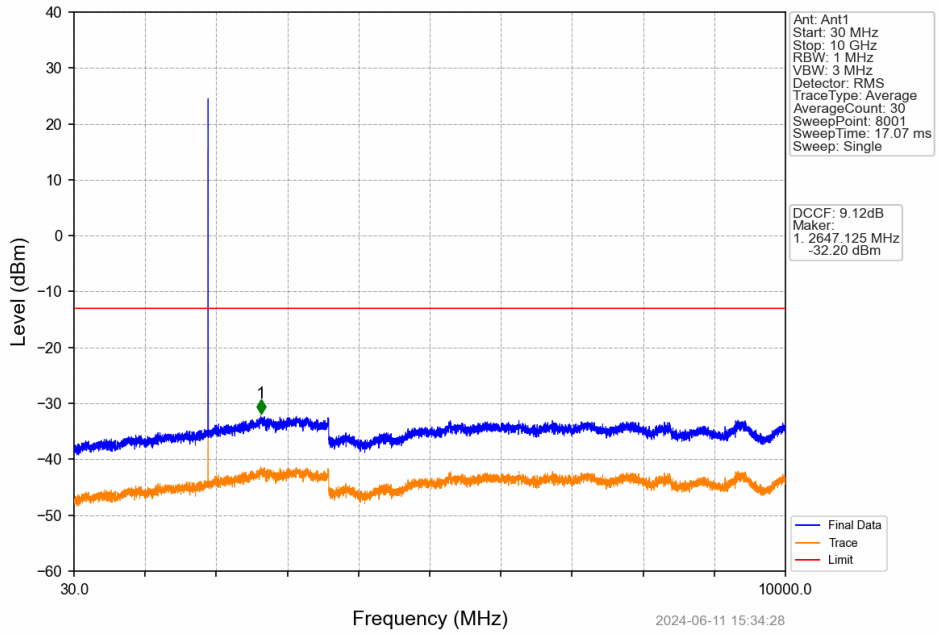


PCS1900_GPRS_HCH_1909.8MHz_1 TX Slot_NTNV

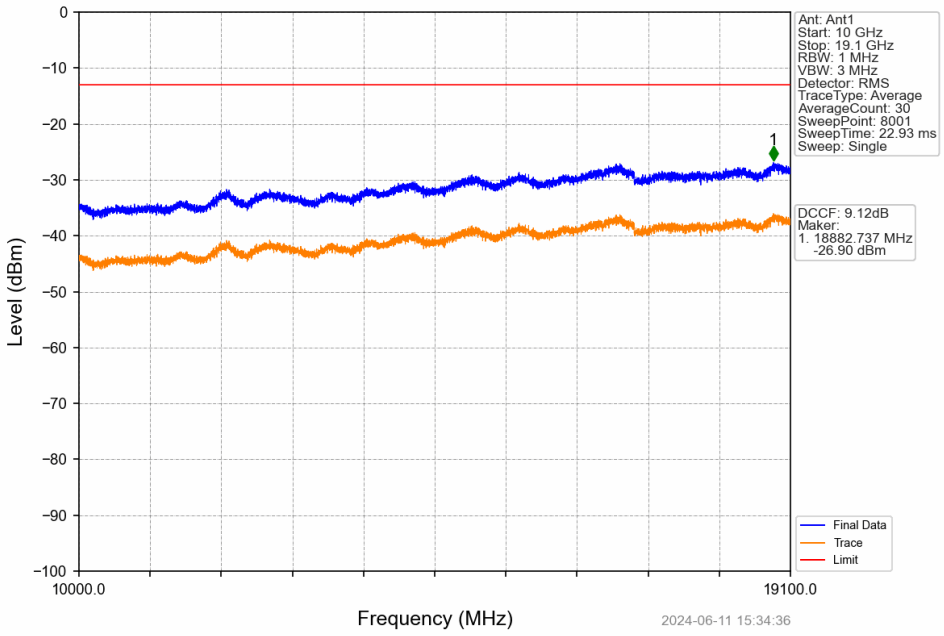

PCS1900_EGPRS_LCH_1850.2MHz_1 TX Slot_NTNV

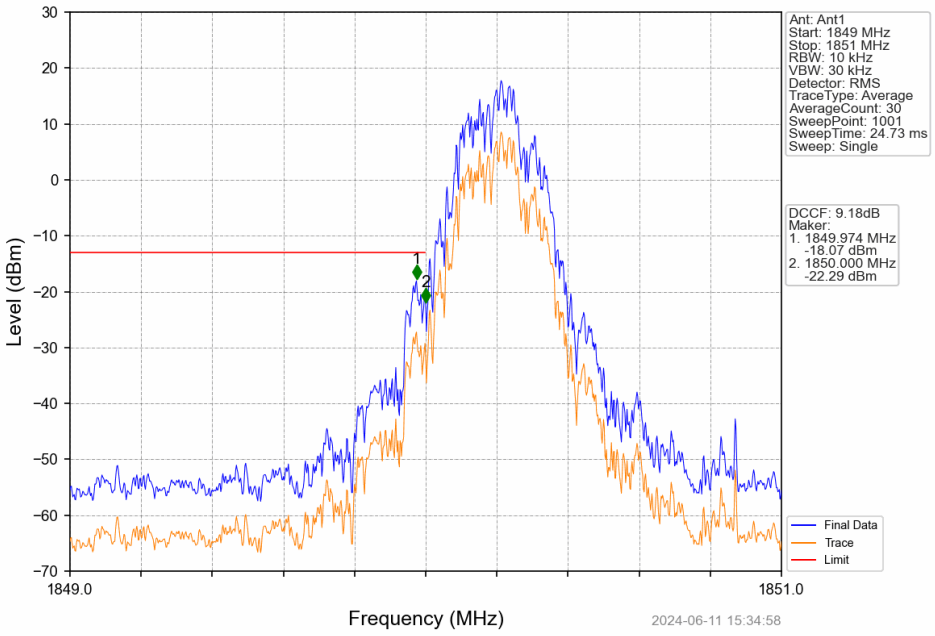


PCS1900_EGPRS_LCH_1850.2MHz_1 TX Slot_NTNV

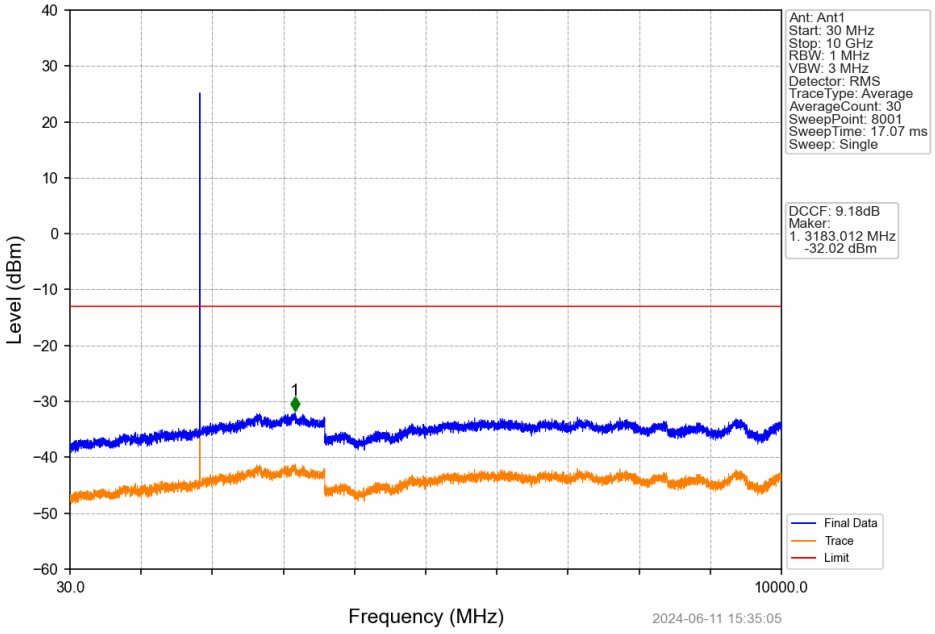

PCS1900_EGPRS_LCH_1850.2MHz_1 TX Slot_NTNV

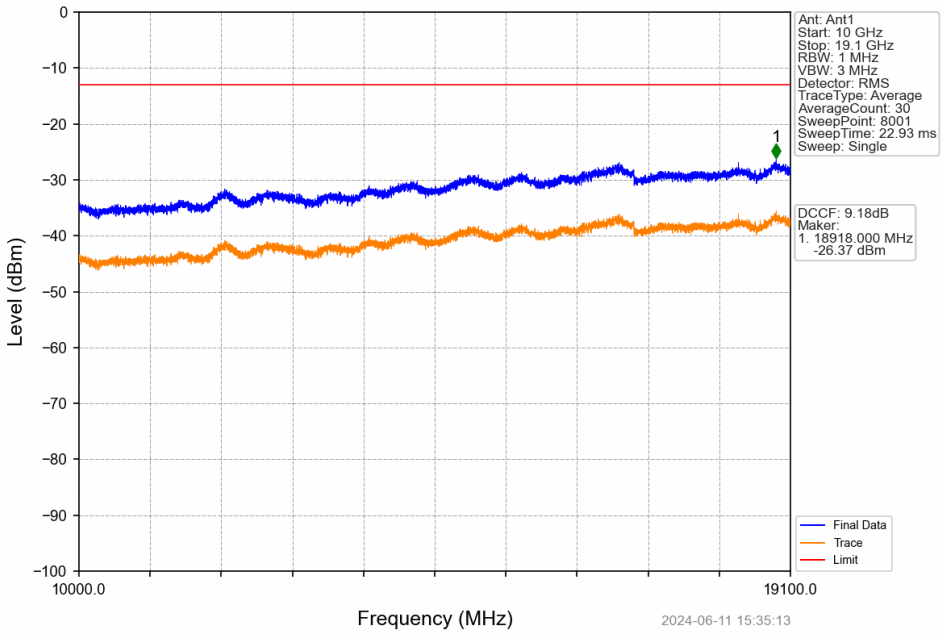


PCS1900_EGPRS_MCH_1880MHz_1 TX Slot_NTNV

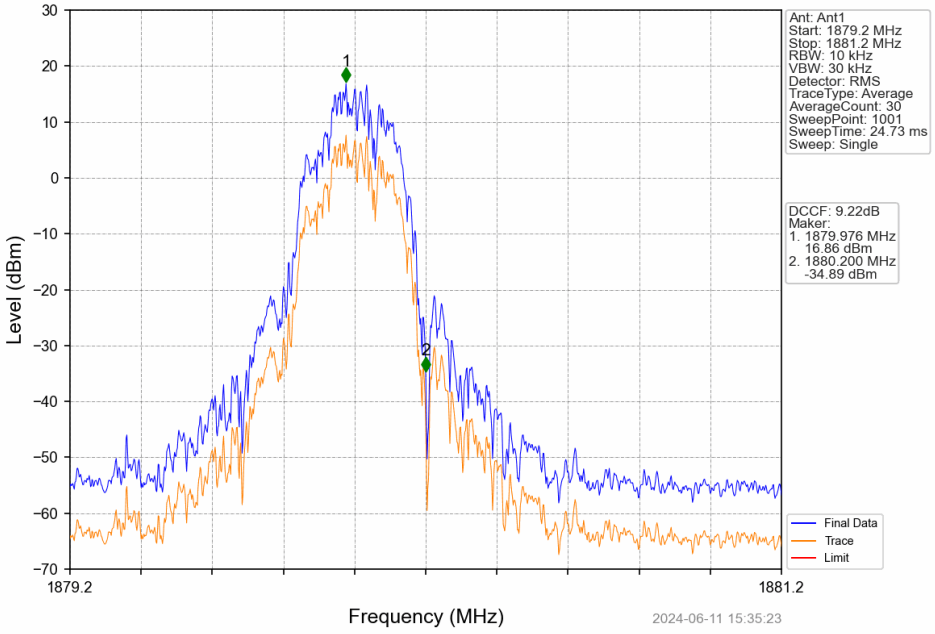

PCS1900_EGPRS_MCH_1880MHz_1 TX Slot_NTNV

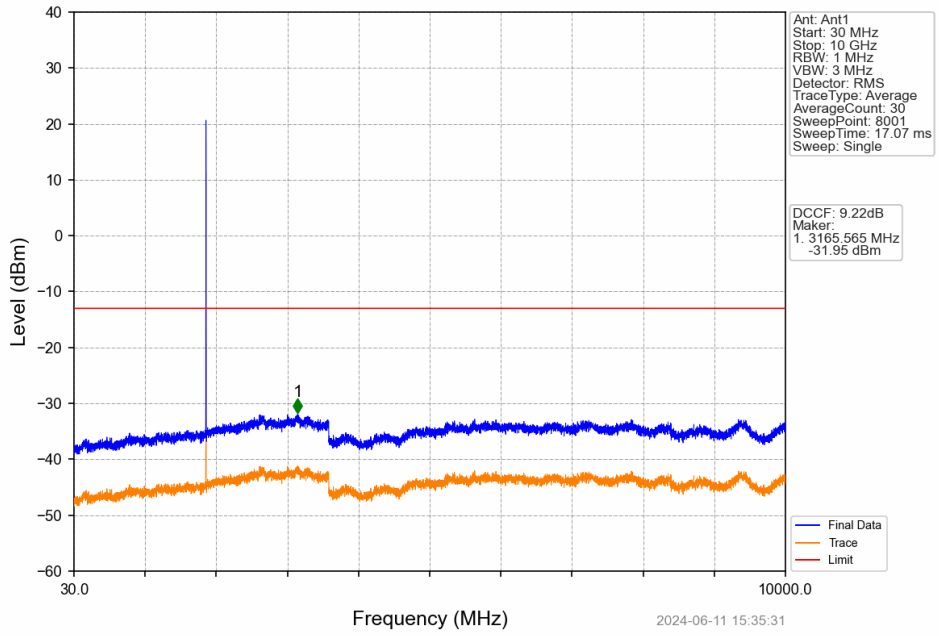


PCS1900_EGPRS_MCH_1880MHz_1 TX Slot_NTNV

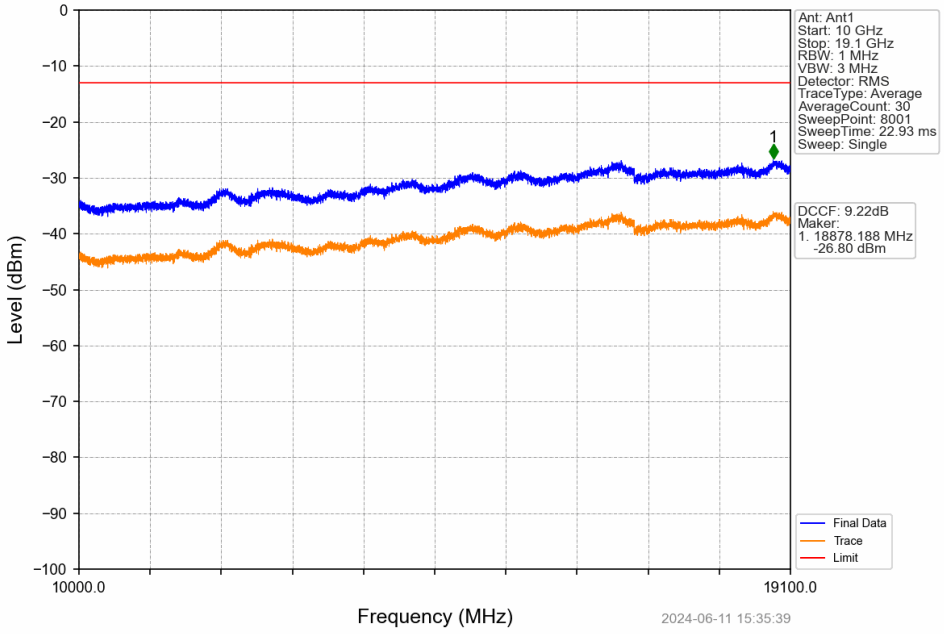

PCS1900_EGPRS_HCH_1909.8MHz_1 TX Slot_NTNV

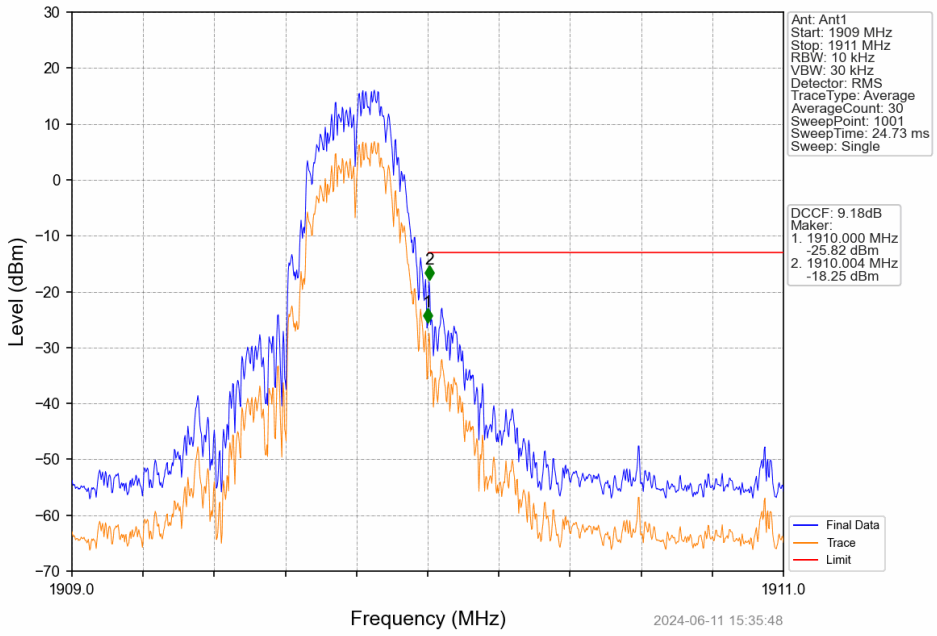


PCS1900_EGPRS_HCH_1909.8MHz_1 TX Slot_NTNV

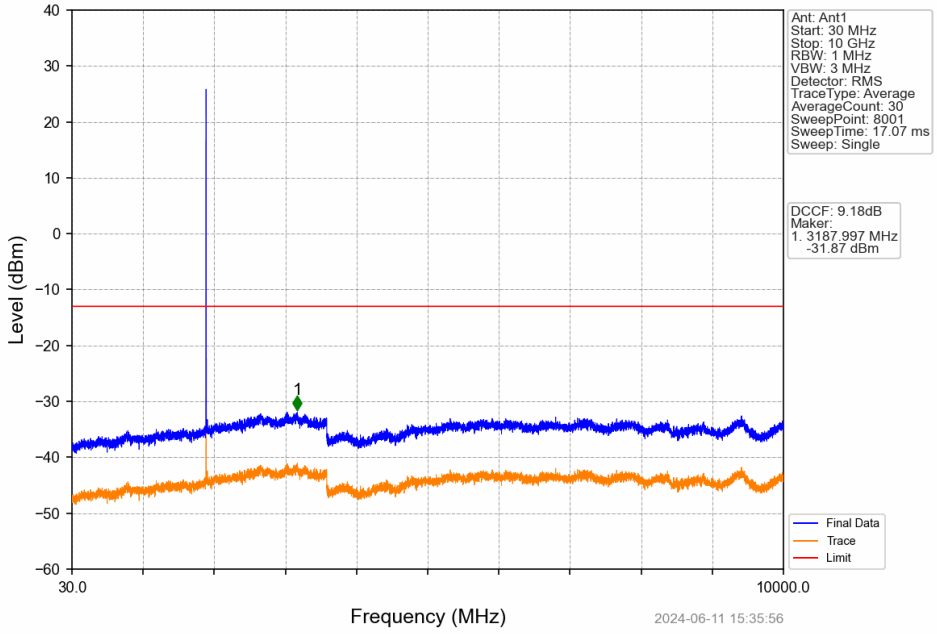

PCS1900_EGPRS_HCH_1909.8MHz_1 TX Slot_NTNV

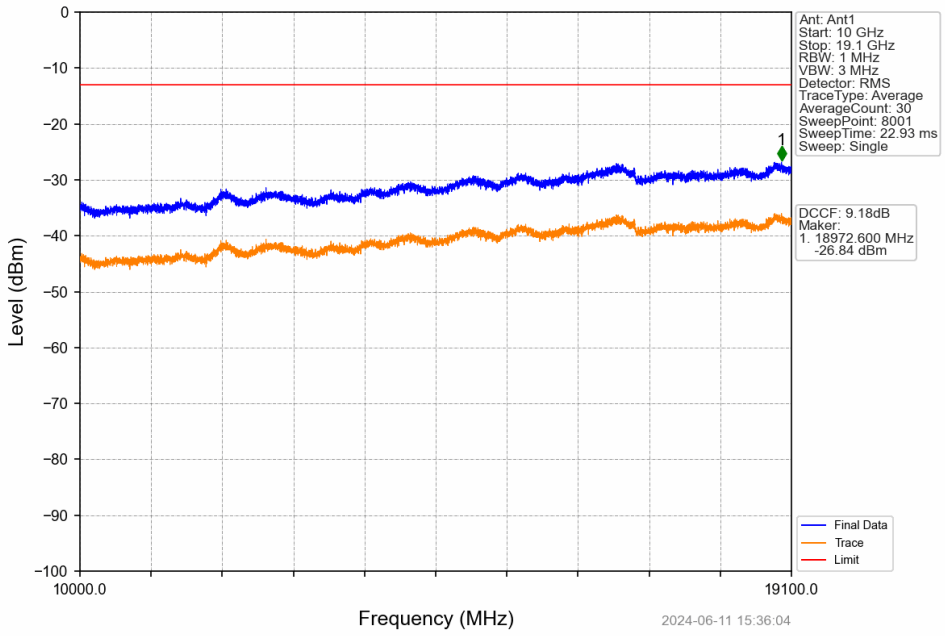

# 7. Form731

## 7.1 Form731_Power

### 7.1.1 Test Result

| Band | BW | Lower Freq | High Freq | MAX Power (W) | Value | Hz/ppm | Emission Designator | Rule Parts | MAX Power (dBm) |
|---|---|---|---|---|---|---|---|---|---|
| PCS1900 | 0.2 | 1850.2 | 1909.8 | 0.4819 | 0.0273 | ppm | 248KGXW | 24E | 26.83 |
| PCS1900 | 0.2 | 1850.2 | 1909.8 | 0.3141 | 0.0131 | ppm | 264KG7W | 24E | 24.97 |

## 7.2 Form731_EIRP

### 7.2.1 Test Result

| Band | BW | Lower Freq | High Freq | MAX Power (W) | Value | Hz/ppm | Emission Designator | Rule Parts | MAX Power (dBm) |
|---|---|---|---|---|---|---|---|---|---|
| PCS1900 | 0.2 | 1850.2 | 1909.8 | 0.4385 | 0.0273 | ppm | 248KGXW | 24E | 26.42 |
| PCS1900 | 0.2 | 1850.2 | 1909.8 | 0.2858 | 0.0131 | ppm | 264KG7W | 24E | 24.56 |