Appendix - LTE band:4

1. Effective (Isotropic) Radiated Power Output Data

1.1 Test Result

1.1.1 B4_1.4MHz_EIRP

Band: 4 / Bandwidth: 1.4MHz / NTNV								
Modulation	Frequency (MHz)	RB Allocation		Conducted Power (dBm)	Gain (dBi)	EIRP (dBm)		Verdict
		Size	Offset			Result	Limit	
QPSK	1710.7	1	0	21.21	1.09	22.30	<=30	Pass
			2	21.24	1.09	22.33	<=30	Pass
			5	21.25	1.09	22.34	<=30	Pass
		3	0	21.15	1.09	22.24	<=30	Pass
			2	21.20	1.09	22.29	<=30	Pass
			3	21.13	1.09	22.22	<=30	Pass
		6	0	20.15	1.09	21.24	<=30	Pass
	1732.5	1	0	20.95	1.09	22.04	<=30	Pass
			2	21.00	1.09	22.09	<=30	Pass
			5	20.99	1.09	22.08	<=30	Pass
		3	0	21.05	1.09	22.14	<=30	Pass
			2	21.12	1.09	22.21	<=30	Pass
			3	21.08	1.09	22.17	<=30	Pass
		6	0	19.95	1.09	21.04	<=30	Pass
	1754.3	1	0	21.24	1.09	22.33	<=30	Pass
			2	21.02	1.09	22.11	<=30	Pass
			5	20.96	1.09	22.05	<=30	Pass
		3	0	20.99	1.09	22.08	<=30	Pass
			2	20.94	1.09	22.03	<=30	Pass
			3	20.97	1.09	22.06	<=30	Pass
		6	0	19.89	1.09	20.98	<=30	Pass
16QAM	1710.7	1	0	20.88	1.09	21.97	<=30	Pass
			2	20.92	1.09	22.01	<=30	Pass
			5	20.89	1.09	21.98	<=30	Pass
		3	0	20.42	1.09	21.51	<=30	Pass
			2	20.49	1.09	21.58	<=30	Pass
			3	20.45	1.09	21.54	<=30	Pass
		6	0	19.45	1.09	20.54	<=30	Pass
	1732.5	1	0	20.61	1.09	21.70	<=30	Pass
			2	20.64	1.09	21.73	<=30	Pass
			5	20.66	1.09	21.75	<=30	Pass
		3	0	19.99	1.09	21.08	<=30	Pass
			2	19.99	1.09	21.08	<=30	Pass
			3	19.95	1.09	21.04	<=30	Pass
		6	0	19.09	1.09	20.18	<=30	Pass
	1754.3	1	0	20.23	1.09	21.32	<=30	Pass
			2	20.20	1.09	21.29	<=30	Pass
			5	20.24	1.09	21.33	<=30	Pass
		3	0	19.79	1.09	20.88	<=30	Pass
			2	19.77	1.09	20.86	<=30	Pass
			3	19.71	1.09	20.80	<=30	Pass
		6	0	19.15	1.09	20.24	<=30	Pass
Note1: EIRP=Conducted Power+Antenna Gain								

Total or partial reproduction of this document without permission of the Laboratory is not allowed.

BTF Testing Lab (Shenzhen) Co., Ltd.
101/201/301, Building 1, Block 2, Tantou Industrial Park,Tantou Community, Songgang Subdistrict, Bao'an District, Shenzhen, China
Email: info@btf-lab.com Tel: +86-755-23146130 http://www.btf-lab.com

1.1.2 B4_3MHz_EIRP

Band: 4 / Bandwidth: 3MHz / NTNV								
Modulation	Frequency (MHz)	RB Allocation		Conducted Power (dBm)	Gain (dBi)	EIRP (dBm)		Verdict
		Size	Offset			Result	Limit	
QPSK	1711.5	1	0	21.15	1.09	22.24	<=30	Pass
			7	21.23	1.09	22.32	<=30	Pass
			14	21.14	1.09	22.23	<=30	Pass
		8	0	20.18	1.09	21.27	<=30	Pass
			4	20.21	1.09	21.30	<=30	Pass
			7	20.15	1.09	21.24	<=30	Pass
		15	0	20.13	1.09	21.22	<=30	Pass
	1732.5	1	0	21.02	1.09	22.11	<=30	Pass
			7	20.95	1.09	22.04	<=30	Pass
			14	20.96	1.09	22.05	<=30	Pass
		8	0	20.05	1.09	21.14	<=30	Pass
			4	20.05	1.09	21.14	<=30	Pass
			7	20.07	1.09	21.16	<=30	Pass
		15	0	20.00	1.09	21.09	<=30	Pass
	1753.5	1	0	20.87	1.09	21.96	<=30	Pass
			7	21.01	1.09	22.10	<=30	Pass
			14	20.88	1.09	21.97	<=30	Pass
		8	0	19.98	1.09	21.07	<=30	Pass
			4	19.99	1.09	21.08	<=30	Pass
			7	19.96	1.09	21.05	<=30	Pass
		15	0	20.00	1.09	21.09	<=30	Pass
16QAM	1711.5	1	0	20.16	1.09	21.25	<=30	Pass
			7	20.17	1.09	21.26	<=30	Pass
			14	20.25	1.09	21.34	<=30	Pass
		8	0	19.45	1.09	20.54	<=30	Pass
			4	19.50	1.09	20.59	<=30	Pass
			7	19.48	1.09	20.57	<=30	Pass
		15	0	19.34	1.09	20.43	<=30	Pass
	1732.5	1	0	21.35	1.09	22.44	<=30	Pass
			7	21.27	1.09	22.36	<=30	Pass
			14	21.33	1.09	22.42	<=30	Pass
		8	0	19.23	1.09	20.32	<=30	Pass
			4	19.32	1.09	20.41	<=30	Pass
			7	19.31	1.09	20.40	<=30	Pass
		15	0	19.19	1.09	20.28	<=30	Pass
	1753.5	1	0	20.63	1.09	21.72	<=30	Pass
			7	20.59	1.09	21.68	<=30	Pass
			14	20.57	1.09	21.66	<=30	Pass
		8	0	19.19	1.09	20.28	<=30	Pass
			4	19.20	1.09	20.29	<=30	Pass
			7	19.20	1.09	20.29	<=30	Pass
		15	0	19.02	1.09	20.11	<=30	Pass
Note1: EIRP=Conducted Power+Antenna Gain								

1.1.3 B4_5MHz_EIRP

Band: 4 / Bandwidth: 5MHz / NTNV								
Modulation	Frequency (MHz)	RB Allocation		Conducted Power (dBm)	Gain (dBi)	EIRP (dBm)		Verdict
		Size	Offset			Result	Limit	
QPSK	1712.5	1	0	21.04	1.09	22.13	<=30	Pass
			13	21.03	1.09	22.12	<=30	Pass
			24	21.03	1.09	22.12	<=30	Pass

		12	0	20.06	1.09	21.15	<=30	Pass
			6	20.16	1.09	21.25	<=30	Pass
			13	20.15	1.09	21.24	<=30	Pass
		25	0	20.21	1.09	21.30	<=30	Pass
	1732.5	1	0	20.91	1.09	22.00	<=30	Pass
			13	20.87	1.09	21.96	<=30	Pass
			24	20.98	1.09	22.07	<=30	Pass
		12	0	20.01	1.09	21.10	<=30	Pass
			6	20.16	1.09	21.25	<=30	Pass
			13	20.14	1.09	21.23	<=30	Pass
		25	0	20.03	1.09	21.12	<=30	Pass
	1752.5	1	0	20.93	1.09	22.02	<=30	Pass
			13	20.96	1.09	22.05	<=30	Pass
			24	20.91	1.09	22.00	<=30	Pass
		12	0	19.93	1.09	21.02	<=30	Pass
			6	19.99	1.09	21.08	<=30	Pass
			13	20.07	1.09	21.16	<=30	Pass
		25	0	19.97	1.09	21.06	<=30	Pass
16QAM	1712.5	1	0	19.88	1.09	20.97	<=30	Pass
			13	19.89	1.09	20.98	<=30	Pass
			24	19.85	1.09	20.94	<=30	Pass
		12	0	19.27	1.09	20.36	<=30	Pass
			6	19.30	1.09	20.39	<=30	Pass
			13	19.30	1.09	20.39	<=30	Pass
		25	0	19.39	1.09	20.48	<=30	Pass
	1732.5	1	0	20.75	1.09	21.84	<=30	Pass
			13	20.72	1.09	21.81	<=30	Pass
			24	20.73	1.09	21.82	<=30	Pass
		12	0	19.12	1.09	20.21	<=30	Pass
			6	19.14	1.09	20.23	<=30	Pass
			13	19.13	1.09	20.22	<=30	Pass
		25	0	19.27	1.09	20.36	<=30	Pass
	1752.5	1	0	20.59	1.09	21.68	<=30	Pass
			13	20.54	1.09	21.63	<=30	Pass
			24	20.49	1.09	21.58	<=30	Pass
		12	0	19.15	1.09	20.24	<=30	Pass
			6	19.09	1.09	20.18	<=30	Pass
			13	19.05	1.09	20.14	<=30	Pass
		25	0	19.07	1.09	20.16	<=30	Pass
Note1: EIRP=Conducted Power+Antenna Gain								

1.1.4 B4_10MHz_EIRP

Band: 4 / Bandwidth: 10MHz / NTNV								
Modulation	Frequency (MHz)	RB Allocation		Conducted Power (dBm)	Gain (dBi)	EIRP (dBm)		Verdict
		Size	Offset			Result	Limit	
QPSK	1715	1	0	21.16	1.09	22.25	<=30	Pass
			25	21.14	1.09	22.23	<=30	Pass
			49	21.15	1.09	22.24	<=30	Pass
		25	0	20.22	1.09	21.31	<=30	Pass
			13	20.12	1.09	21.21	<=30	Pass
			25	20.10	1.09	21.19	<=30	Pass
		50	0	20.25	1.09	21.34	<=30	Pass
	1732.5	1	0	21.13	1.09	22.22	<=30	Pass
			25	21.04	1.09	22.13	<=30	Pass
			49	21.09	1.09	22.18	<=30	Pass
		25	0	20.14	1.09	21.23	<=30	Pass
			13	20.06	1.09	21.15	<=30	Pass
			25	20.05	1.09	21.14	<=30	Pass
		50	0	20.10	1.09	21.19	<=30	Pass

	1750	1	0	20.95	1.09	22.04	<=30	Pass
			25	21.06	1.09	22.15	<=30	Pass
			49	20.99	1.09	22.08	<=30	Pass
		25	0	20.11	1.09	21.20	<=30	Pass
			13	20.10	1.09	21.19	<=30	Pass
			25	19.89	1.09	20.98	<=30	Pass
		50	0	20.20	1.09	21.29	<=30	Pass
16QAM	1715	1	0	21.20	1.09	22.29	<=30	Pass
			25	21.23	1.09	22.32	<=30	Pass
			49	21.19	1.09	22.28	<=30	Pass
		25	0	19.31	1.09	20.40	<=30	Pass
			13	19.29	1.09	20.38	<=30	Pass
			25	19.28	1.09	20.37	<=30	Pass
		50	0	19.26	1.09	20.35	<=30	Pass
	1732.5	1	0	20.08	1.09	21.17	<=30	Pass
			25	20.03	1.09	21.12	<=30	Pass
			49	20.10	1.09	21.19	<=30	Pass
		25	0	19.37	1.09	20.46	<=30	Pass
			13	19.33	1.09	20.42	<=30	Pass
			25	19.31	1.09	20.40	<=30	Pass
		50	0	19.17	1.09	20.26	<=30	Pass
	1750	1	0	21.46	1.09	22.55	<=30	Pass
			25	21.54	1.09	22.63	<=30	Pass
			49	21.50	1.09	22.59	<=30	Pass
		25	0	19.13	1.09	20.22	<=30	Pass
			13	19.19	1.09	20.28	<=30	Pass
			25	19.06	1.09	20.15	<=30	Pass
		50	0	19.24	1.09	20.33	<=30	Pass
Note1: EIRP=Conducted Power+Antenna Gain								

1.1.5 B4_15MHz_EIRP

Band: 4 / Bandwidth: 15MHz / NTNV								
Modulation	Frequency (MHz)	RB Allocation		Conducted Power (dBm)	Gain (dBi)	EIRP (dBm)		Verdict
		Size	Offset			Result	Limit	
QPSK	1717.5	1	0	21.03	1.09	22.12	<=30	Pass
			38	21.00	1.09	22.09	<=30	Pass
			74	20.91	1.09	22.00	<=30	Pass
		36	0	20.11	1.09	21.20	<=30	Pass
			18	20.15	1.09	21.24	<=30	Pass
			39	20.22	1.09	21.31	<=30	Pass
		75	0	20.09	1.09	21.18	<=30	Pass
	1732.5	1	0	21.21	1.09	22.30	<=30	Pass
			38	21.07	1.09	22.16	<=30	Pass
			74	21.09	1.09	22.18	<=30	Pass
		36	0	20.17	1.09	21.26	<=30	Pass
			18	20.16	1.09	21.25	<=30	Pass
			39	20.12	1.09	21.21	<=30	Pass
		75	0	20.02	1.09	21.11	<=30	Pass
	1747.5	1	0	20.99	1.09	22.08	<=30	Pass
			38	20.99	1.09	22.08	<=30	Pass
			74	20.91	1.09	22.00	<=30	Pass
		36	0	19.98	1.09	21.07	<=30	Pass
			18	20.01	1.09	21.10	<=30	Pass
			39	19.92	1.09	21.01	<=30	Pass
		75	0	20.04	1.09	21.13	<=30	Pass
16QAM	1717.5	1	0	20.92	1.09	22.01	<=30	Pass
			38	20.93	1.09	22.02	<=30	Pass
			74	20.94	1.09	22.03	<=30	Pass
		36	0	19.30	1.09	20.39	<=30	Pass

			18	19.24	1.09	20.33	<=30	Pass
			39	19.24	1.09	20.33	<=30	Pass
		75	0	19.23	1.09	20.32	<=30	Pass
	1732.5	1	0	20.83	1.09	21.92	<=30	Pass
			38	20.75	1.09	21.84	<=30	Pass
			74	20.76	1.09	21.85	<=30	Pass
		36	0	19.32	1.09	20.41	<=30	Pass
			18	19.25	1.09	20.34	<=30	Pass
			39	19.25	1.09	20.34	<=30	Pass
		75	0	19.24	1.09	20.33	<=30	Pass
	1747.5	1	0	20.93	1.09	22.02	<=30	Pass
			38	20.87	1.09	21.96	<=30	Pass
			74	20.81	1.09	21.90	<=30	Pass
		36	0	19.23	1.09	20.32	<=30	Pass
			18	19.28	1.09	20.37	<=30	Pass
			39	19.26	1.09	20.35	<=30	Pass
		75	0	19.19	1.09	20.28	<=30	Pass
Note1: EIRP=Conducted Power+Antenna Gain								

1.1.6 B4_20MHz_EIRP

Band: 4 / Bandwidth: 20MHz / NTNV								
Modulation	Frequency (MHz)	RB Allocation		Conducted Power (dBm)	Gain (dBi)	EIRP (dBm)		Verdict
		Size	Offset			Result	Limit	
QPSK	1720	1	0	21.24	1.09	22.33	<=30	Pass
			50	21.15	1.09	22.24	<=30	Pass
			99	21.14	1.09	22.23	<=30	Pass
		50	0	20.21	1.09	21.30	<=30	Pass
			25	20.19	1.09	21.28	<=30	Pass
			50	20.13	1.09	21.22	<=30	Pass
		100	0	20.21	1.09	21.30	<=30	Pass
	1732.5	1	0	21.05	1.09	22.14	<=30	Pass
			50	21.00	1.09	22.09	<=30	Pass
			99	20.99	1.09	22.08	<=30	Pass
		50	0	20.13	1.09	21.22	<=30	Pass
			25	20.09	1.09	21.18	<=30	Pass
			50	20.02	1.09	21.11	<=30	Pass
		100	0	20.13	1.09	21.22	<=30	Pass
	1745	1	0	21.36	1.09	22.45	<=30	Pass
			50	21.39	1.09	22.48	<=30	Pass
			99	21.37	1.09	22.46	<=30	Pass
		50	0	20.05	1.09	21.14	<=30	Pass
			25	19.99	1.09	21.08	<=30	Pass
			50	20.17	1.09	21.26	<=30	Pass
		100	0	20.09	1.09	21.18	<=30	Pass
16QAM	1720	1	0	21.49	1.09	22.58	<=30	Pass
			50	21.53	1.09	22.62	<=30	Pass
			99	21.43	1.09	22.52	<=30	Pass
		50	0	19.28	1.09	20.37	<=30	Pass
			25	19.29	1.09	20.38	<=30	Pass
			50	19.17	1.09	20.26	<=30	Pass
		100	0	19.30	1.09	20.39	<=30	Pass
	1732.5	1	0	21.07	1.09	22.16	<=30	Pass
			50	20.90	1.09	21.99	<=30	Pass
			99	20.84	1.09	21.93	<=30	Pass
		50	0	19.28	1.09	20.37	<=30	Pass
			25	19.34	1.09	20.43	<=30	Pass
			50	19.23	1.09	20.32	<=30	Pass
		100	0	19.12	1.09	20.21	<=30	Pass
	1745	1	0	20.07	1.09	21.16	<=30	Pass

Total or partial reproduction of this document without permission of the Laboratory is not allowed.

BTF Testing Lab (Shenzhen) Co., Ltd.
101/201/301, Building 1, Block 2, Tantou Industrial Park,Tantou Community, Songgang Subdistrict, Bao'an District, Shenzhen, China
Email: info@btf-lab.com Tel: +86-755-23146130 http://www.btf-lab.com

			50	20.16	1.09	21.25	<=30	Pass
			99	19.98	1.09	21.07	<=30	Pass
		50	0	19.18	1.09	20.27	<=30	Pass
			25	19.23	1.09	20.32	<=30	Pass
			50	19.24	1.09	20.33	<=30	Pass
		100	0	19.12	1.09	20.21	<=30	Pass
Note1: EIRP=Conducted Power+Antenna Gain								

2. Frequency Stability

2.1 Test Result

2.1.1 B4_1.4MHz

Band: 4 / Bandwidth: 1.4MHz									
Modulation	Frequency (MHz)	RB Allocation		Temp. (°C)	Voltage (VDC)	Freq. Error (Hz)	Freq. vs. Rated (ppm)		Verdict
		Size	Offset				Result	Limit	
QPSK	1710.7	6	0	20	3.27	9.584	0.0056	-2.5 to 2.5	Pass
					3.85	-18.983	-0.0111	-2.5 to 2.5	Pass
					4.43	-43.259	-0.0253	-2.5 to 2.5	Pass
				-30	3.85	-3.033	-0.0018	-2.5 to 2.5	Pass
				-20	3.85	-6.509	-0.0038	-2.5 to 2.5	Pass
				-10	3.85	-7.024	-0.0041	-2.5 to 2.5	Pass
				0	3.85	-11.401	-0.0067	-2.5 to 2.5	Pass
				10	3.85	-9.670	-0.0057	-2.5 to 2.5	Pass
				30	3.85	-10.772	-0.0063	-2.5 to 2.5	Pass
				40	3.85	-10.300	-0.0060	-2.5 to 2.5	Pass
				50	3.85	-7.539	-0.0044	-2.5 to 2.5	Pass
	1732.5	6	0	20	3.27	33.917	0.0196	-2.5 to 2.5	Pass
					3.85	-38.853	-0.0224	-2.5 to 2.5	Pass
					4.43	-35.963	-0.0208	-2.5 to 2.5	Pass
				-30	3.85	-16.823	-0.0097	-2.5 to 2.5	Pass
				-20	3.85	-26.150	-0.0151	-2.5 to 2.5	Pass
				-10	3.85	-37.923	-0.0219	-2.5 to 2.5	Pass
				0	3.85	5.822	0.0034	-2.5 to 2.5	Pass
				10	3.85	-9.956	-0.0057	-2.5 to 2.5	Pass
				30	3.85	-14.005	-0.0081	-2.5 to 2.5	Pass
				40	3.85	-17.109	-0.0099	-2.5 to 2.5	Pass
				50	3.85	-23.217	-0.0134	-2.5 to 2.5	Pass
	1754.3	6	0	20	3.27	8.383	0.0048	-2.5 to 2.5	Pass
					3.85	-0.901	-0.0005	-2.5 to 2.5	Pass
					4.43	-5.064	-0.0029	-2.5 to 2.5	Pass
				-30	3.85	-7.982	-0.0045	-2.5 to 2.5	Pass
				-20	3.85	-0.601	-0.0003	-2.5 to 2.5	Pass
				-10	3.85	8.454	0.0048	-2.5 to 2.5	Pass
				0	3.85	18.568	0.0106	-2.5 to 2.5	Pass
				10	3.85	28.453	0.0162	-2.5 to 2.5	Pass
				30	3.85	28.768	0.0164	-2.5 to 2.5	Pass
				40	3.85	40.870	0.0233	-2.5 to 2.5	Pass
				50	3.85	11.072	0.0063	-2.5 to 2.5	Pass
16QAM	1710.7	6	0	20	3.27	-0.615	-0.0004	-2.5 to 2.5	Pass
					3.85	20.328	0.0119	-2.5 to 2.5	Pass
					4.43	-13.862	-0.0081	-2.5 to 2.5	Pass
				-30	3.85	6.824	0.0040	-2.5 to 2.5	Pass
				-20	3.85	22.860	0.0134	-2.5 to 2.5	Pass
				-10	3.85	1.445	0.0008	-2.5 to 2.5	Pass
				0	3.85	10.443	0.0061	-2.5 to 2.5	Pass
				10	3.85	21.429	0.0125	-2.5 to 2.5	Pass

Total or partial reproduction of this document without permission of the Laboratory is not allowed.

BTF Testing Lab (Shenzhen) Co., Ltd.
101/201/301, Building 1, Block 2, Tantou Industrial Park,Tantou Community, Songgang Subdistrict, Bao'an District, Shenzhen, China
Email: info@btf-lab.com Tel: +86-755-23146130 http://www.btf-lab.com

				30	3.85	33.731	0.0197	-2.5 to 2.5	Pass
				40	3.85	20.542	0.0120	-2.5 to 2.5	Pass
				50	3.85	34.604	0.0202	-2.5 to 2.5	Pass
	1732.5	6	0	20	3.27	-21.658	-0.0125	-2.5 to 2.5	Pass
					3.85	-5.221	-0.0030	-2.5 to 2.5	Pass
					4.43	4.764	0.0027	-2.5 to 2.5	Pass
				-30	3.85	16.494	0.0095	-2.5 to 2.5	Pass
				-20	3.85	27.866	0.0161	-2.5 to 2.5	Pass
				-10	3.85	-9.642	-0.0056	-2.5 to 2.5	Pass
				0	3.85	-0.229	-0.0001	-2.5 to 2.5	Pass
				10	3.85	10.357	0.0060	-2.5 to 2.5	Pass
				30	3.85	12.546	0.0072	-2.5 to 2.5	Pass
				40	3.85	11.187	0.0065	-2.5 to 2.5	Pass
				50	3.85	20.885	0.0121	-2.5 to 2.5	Pass
	1754.3	6	0	20	3.27	22.044	0.0126	-2.5 to 2.5	Pass
					3.85	17.996	0.0103	-2.5 to 2.5	Pass
					4.43	10.142	0.0058	-2.5 to 2.5	Pass
				-30	3.85	34.990	0.0199	-2.5 to 2.5	Pass
				-20	3.85	25.749	0.0147	-2.5 to 2.5	Pass
				-10	3.85	3.161	0.0018	-2.5 to 2.5	Pass
				0	3.85	27.280	0.0156	-2.5 to 2.5	Pass
				10	3.85	17.524	0.0100	-2.5 to 2.5	Pass
				30	3.85	35.577	0.0203	-2.5 to 2.5	Pass
				40	3.85	13.361	0.0076	-2.5 to 2.5	Pass
				50	3.85	32.144	0.0183	-2.5 to 2.5	Pass

2.1.2 B4_3MHz

Band: 4 / Bandwidth: 3MHz									
Modulation	Frequency (MHz)	RB Allocation		Temp. (°C)	Voltage (VDC)	Freq. Error (Hz)	Freq. vs. Rated (ppm)		Verdict
		Size	Offset				Result	Limit	
QPSK	1711.5	15	0	20	3.27	-13.046	-0.0076	-2.5 to 2.5	Pass
					3.85	-22.502	-0.0131	-2.5 to 2.5	Pass
					4.43	-14.191	-0.0083	-2.5 to 2.5	Pass
				-30	3.85	-49.739	-0.0291	-2.5 to 2.5	Pass
				-20	3.85	-12.031	-0.0070	-2.5 to 2.5	Pass
				-10	3.85	-27.208	-0.0159	-2.5 to 2.5	Pass
				0	3.85	8.397	0.0049	-2.5 to 2.5	Pass
				10	3.85	-21.544	-0.0126	-2.5 to 2.5	Pass
				30	3.85	-24.505	-0.0143	-2.5 to 2.5	Pass
				40	3.85	-16.022	-0.0094	-2.5 to 2.5	Pass
				50	3.85	-40.784	-0.0238	-2.5 to 2.5	Pass
	1732.5	15	0	20	3.27	-0.043	0.0000	-2.5 to 2.5	Pass
					3.85	-22.230	-0.0128	-2.5 to 2.5	Pass
					4.43	-41.614	-0.0240	-2.5 to 2.5	Pass
				-30	3.85	3.991	0.0023	-2.5 to 2.5	Pass
				-20	3.85	-29.340	-0.0169	-2.5 to 2.5	Pass
				-10	3.85	-25.134	-0.0145	-2.5 to 2.5	Pass
				0	3.85	-9.813	-0.0057	-2.5 to 2.5	Pass
				10	3.85	-33.431	-0.0193	-2.5 to 2.5	Pass
				30	3.85	-8.297	-0.0048	-2.5 to 2.5	Pass
				40	3.85	-30.141	-0.0174	-2.5 to 2.5	Pass
				50	3.85	-5.550	-0.0032	-2.5 to 2.5	Pass
	1753.5	15	0	20	3.27	59.009	0.0337	-2.5 to 2.5	Pass
					3.85	21.815	0.0124	-2.5 to 2.5	Pass
					4.43	24.104	0.0137	-2.5 to 2.5	Pass
				-30	3.85	26.436	0.0151	-2.5 to 2.5	Pass
				-20	3.85	20.342	0.0116	-2.5 to 2.5	Pass
				-10	3.85	23.332	0.0133	-2.5 to 2.5	Pass
				0	3.85	27.909	0.0159	-2.5 to 2.5	Pass

Total or partial reproduction of this document without permission of the Laboratory is not allowed.

BTF Testing Lab (Shenzhen) Co., Ltd.
101/201/301, Building 1, Block 2, Tantou Industrial Park,Tantou Community, Songgang Subdistrict, Bao'an District, Shenzhen, China
Email: info@btf-lab.com Tel: +86-755-23146130 http://www.btf-lab.com

				10	3.85	34.776	0.0198	-2.5 to 2.5	Pass
				30	3.85	35.105	0.0200	-2.5 to 2.5	Pass
				40	3.85	43.473	0.0248	-2.5 to 2.5	Pass
				50	3.85	42.872	0.0244	-2.5 to 2.5	Pass
16QAM	1711.5	15	0	20	3.27	-24.233	-0.0142	-2.5 to 2.5	Pass
					3.85	-6.309	-0.0037	-2.5 to 2.5	Pass
					4.43	-6.166	-0.0036	-2.5 to 2.5	Pass
				-30	3.85	2.460	0.0014	-2.5 to 2.5	Pass
				-20	3.85	9.656	0.0056	-2.5 to 2.5	Pass
				-10	3.85	10.371	0.0061	-2.5 to 2.5	Pass
				0	3.85	21.515	0.0126	-2.5 to 2.5	Pass
				10	3.85	23.875	0.0139	-2.5 to 2.5	Pass
				30	3.85	26.093	0.0152	-2.5 to 2.5	Pass
				40	3.85	26.622	0.0156	-2.5 to 2.5	Pass
				50	3.85	-3.805	-0.0022	-2.5 to 2.5	Pass
	1732.5	15	0	20	3.27	-22.144	-0.0128	-2.5 to 2.5	Pass
					3.85	-6.137	-0.0035	-2.5 to 2.5	Pass
					4.43	14.691	0.0085	-2.5 to 2.5	Pass
				-30	3.85	25.921	0.0150	-2.5 to 2.5	Pass
				-20	3.85	31.314	0.0181	-2.5 to 2.5	Pass
				-10	3.85	-2.246	-0.0013	-2.5 to 2.5	Pass
				0	3.85	5.894	0.0034	-2.5 to 2.5	Pass
				10	3.85	18.268	0.0105	-2.5 to 2.5	Pass
				30	3.85	24.133	0.0139	-2.5 to 2.5	Pass
				40	3.85	25.349	0.0146	-2.5 to 2.5	Pass
				50	3.85	27.566	0.0159	-2.5 to 2.5	Pass
	1753.5	15	0	20	3.27	8.125	0.0046	-2.5 to 2.5	Pass
					3.85	35.877	0.0205	-2.5 to 2.5	Pass
					4.43	22.817	0.0130	-2.5 to 2.5	Pass
				-30	3.85	16.608	0.0095	-2.5 to 2.5	Pass
				-20	3.85	29.426	0.0168	-2.5 to 2.5	Pass
				-10	3.85	17.910	0.0102	-2.5 to 2.5	Pass
				0	3.85	22.559	0.0129	-2.5 to 2.5	Pass
				10	3.85	9.942	0.0057	-2.5 to 2.5	Pass
				30	3.85	22.731	0.0130	-2.5 to 2.5	Pass
				40	3.85	5.264	0.0030	-2.5 to 2.5	Pass
				50	3.85	26.879	0.0153	-2.5 to 2.5	Pass

2.1.3 B4_5MHz

Band: 4 / Bandwidth: 5MHz									
Modulation	Frequency (MHz)	RB Allocation		Temp. (°C)	Voltage (VDC)	Freq. Error (Hz)	Freq. vs. Rated (ppm)		Verdict
		Size	Offset				Result	Limit	
QPSK	1712.5	25	0	20	3.27	-10.829	-0.0063	-2.5 to 2.5	Pass
					3.85	-24.076	-0.0141	-2.5 to 2.5	Pass
					4.43	-11.001	-0.0064	-2.5 to 2.5	Pass
				-30	3.85	-27.237	-0.0159	-2.5 to 2.5	Pass
				-20	3.85	-22.559	-0.0132	-2.5 to 2.5	Pass
				-10	3.85	-16.122	-0.0094	-2.5 to 2.5	Pass
				0	3.85	-32.945	-0.0192	-2.5 to 2.5	Pass
				10	3.85	-21.729	-0.0127	-2.5 to 2.5	Pass
				30	3.85	-34.347	-0.0201	-2.5 to 2.5	Pass
				40	3.85	-28.439	-0.0166	-2.5 to 2.5	Pass
				50	3.85	-22.531	-0.0132	-2.5 to 2.5	Pass
	1732.5	25	0	20	3.27	34.003	0.0196	-2.5 to 2.5	Pass
					3.85	-35.849	-0.0207	-2.5 to 2.5	Pass
					4.43	-18.654	-0.0108	-2.5 to 2.5	Pass
				-30	3.85	-21.944	-0.0127	-2.5 to 2.5	Pass
				-20	3.85	-24.405	-0.0141	-2.5 to 2.5	Pass
				-10	3.85	-11.072	-0.0064	-2.5 to 2.5	Pass

				0	3.85	-30.413	-0.0176	-2.5 to 2.5	Pass
				10	3.85	-17.166	-0.0099	-2.5 to 2.5	Pass
				30	3.85	-42.644	-0.0246	-2.5 to 2.5	Pass
				40	3.85	-25.334	-0.0146	-2.5 to 2.5	Pass
				50	3.85	-8.883	-0.0051	-2.5 to 2.5	Pass
	1752.5	25	0	20	3.27	17.381	0.0099	-2.5 to 2.5	Pass
					3.85	30.241	0.0173	-2.5 to 2.5	Pass
					4.43	32.430	0.0185	-2.5 to 2.5	Pass
				-30	3.85	10.057	0.0057	-2.5 to 2.5	Pass
				-20	3.85	24.104	0.0138	-2.5 to 2.5	Pass
				-10	3.85	21.672	0.0124	-2.5 to 2.5	Pass
				0	3.85	19.770	0.0113	-2.5 to 2.5	Pass
				10	3.85	26.236	0.0150	-2.5 to 2.5	Pass
				30	3.85	3.018	0.0017	-2.5 to 2.5	Pass
				40	3.85	6.738	0.0038	-2.5 to 2.5	Pass
				50	3.85	4.649	0.0027	-2.5 to 2.5	Pass
16QAM	1712.5	25	0	20	3.27	-9.670	-0.0056	-2.5 to 2.5	Pass
					3.85	0.372	0.0002	-2.5 to 2.5	Pass
					4.43	6.151	0.0036	-2.5 to 2.5	Pass
				-30	3.85	15.464	0.0090	-2.5 to 2.5	Pass
				-20	3.85	20.685	0.0121	-2.5 to 2.5	Pass
				-10	3.85	32.258	0.0188	-2.5 to 2.5	Pass
				0	3.85	34.032	0.0199	-2.5 to 2.5	Pass
				10	3.85	30.556	0.0178	-2.5 to 2.5	Pass
				30	3.85	30.441	0.0178	-2.5 to 2.5	Pass
				40	3.85	31.285	0.0183	-2.5 to 2.5	Pass
				50	3.85	0.486	0.0003	-2.5 to 2.5	Pass
	1732.5	25	0	20	3.27	-10.386	-0.0060	-2.5 to 2.5	Pass
					3.85	0.043	0.0000	-2.5 to 2.5	Pass
					4.43	18.582	0.0107	-2.5 to 2.5	Pass
				-30	3.85	-1.330	-0.0008	-2.5 to 2.5	Pass
				-20	3.85	13.733	0.0079	-2.5 to 2.5	Pass
				-10	3.85	20.714	0.0120	-2.5 to 2.5	Pass
				0	3.85	25.320	0.0146	-2.5 to 2.5	Pass
				10	3.85	24.505	0.0141	-2.5 to 2.5	Pass
				30	3.85	34.475	0.0199	-2.5 to 2.5	Pass
				40	3.85	6.208	0.0036	-2.5 to 2.5	Pass
				50	3.85	3.147	0.0018	-2.5 to 2.5	Pass
	1752.5	25	0	20	3.27	10.214	0.0058	-2.5 to 2.5	Pass
					3.85	6.351	0.0036	-2.5 to 2.5	Pass
					4.43	35.176	0.0201	-2.5 to 2.5	Pass
				-30	3.85	26.593	0.0152	-2.5 to 2.5	Pass
				-20	3.85	-8.984	-0.0051	-2.5 to 2.5	Pass
				-10	3.85	15.965	0.0091	-2.5 to 2.5	Pass
				0	3.85	-1.302	-0.0007	-2.5 to 2.5	Pass
				10	3.85	8.898	0.0051	-2.5 to 2.5	Pass
				30	3.85	24.533	0.0140	-2.5 to 2.5	Pass
				40	3.85	0.243	0.0001	-2.5 to 2.5	Pass
				50	3.85	12.188	0.0070	-2.5 to 2.5	Pass

2.1.4 B4_10MHz

Band: 4 / Bandwidth: 10MHz									
Modulation	Frequency (MHz)	RB Allocation		Temp. (°C)	Voltage (VDC)	Freq. Error (Hz)	Freq. vs. Rated (ppm)		Verdict
		Size	Offset				Result	Limit	
QPSK	1715	50	0	20	3.27	-14.920	-0.0087	-2.5 to 2.5	Pass
					3.85	-24.748	-0.0144	-2.5 to 2.5	Pass
					4.43	-29.011	-0.0169	-2.5 to 2.5	Pass
				-30	3.85	-25.349	-0.0148	-2.5 to 2.5	Pass
				-20	3.85	-28.181	-0.0164	-2.5 to 2.5	Pass

				-10	3.85	-34.704	-0.0202	-2.5 to 2.5	Pass
				0	3.85	-26.665	-0.0155	-2.5 to 2.5	Pass
				10	3.85	-12.918	-0.0075	-2.5 to 2.5	Pass
				30	3.85	-18.468	-0.0108	-2.5 to 2.5	Pass
				40	3.85	-24.505	-0.0143	-2.5 to 2.5	Pass
				50	3.85	-4.749	-0.0028	-2.5 to 2.5	Pass
	1732.5	50	0	20	3.27	26.965	0.0156	-2.5 to 2.5	Pass
					3.85	-23.618	-0.0136	-2.5 to 2.5	Pass
					4.43	-13.919	-0.0080	-2.5 to 2.5	Pass
				-30	3.85	-32.616	-0.0188	-2.5 to 2.5	Pass
				-20	3.85	-13.876	-0.0080	-2.5 to 2.5	Pass
				-10	3.85	-4.849	-0.0028	-2.5 to 2.5	Pass
				0	3.85	-25.020	-0.0144	-2.5 to 2.5	Pass
				10	3.85	-13.289	-0.0077	-2.5 to 2.5	Pass
				30	3.85	-36.206	-0.0209	-2.5 to 2.5	Pass
				40	3.85	-18.153	-0.0105	-2.5 to 2.5	Pass
				50	3.85	-39.310	-0.0227	-2.5 to 2.5	Pass
	1750	50	0	20	3.27	23.117	0.0132	-2.5 to 2.5	Pass
					3.85	3.576	0.0020	-2.5 to 2.5	Pass
					4.43	3.719	0.0021	-2.5 to 2.5	Pass
				-30	3.85	9.928	0.0057	-2.5 to 2.5	Pass
				-20	3.85	20.471	0.0117	-2.5 to 2.5	Pass
				-10	3.85	30.398	0.0174	-2.5 to 2.5	Pass
				0	3.85	34.876	0.0199	-2.5 to 2.5	Pass
				10	3.85	7.639	0.0044	-2.5 to 2.5	Pass
				30	3.85	11.158	0.0064	-2.5 to 2.5	Pass
				40	3.85	5.794	0.0033	-2.5 to 2.5	Pass
				50	3.85	8.068	0.0046	-2.5 to 2.5	Pass
16QAM	1715	50	0	20	3.27	-7.982	-0.0047	-2.5 to 2.5	Pass
					3.85	-0.658	-0.0004	-2.5 to 2.5	Pass
					4.43	2.217	0.0013	-2.5 to 2.5	Pass
				-30	3.85	-0.587	-0.0003	-2.5 to 2.5	Pass
				-20	3.85	7.010	0.0041	-2.5 to 2.5	Pass
				-10	3.85	3.777	0.0022	-2.5 to 2.5	Pass
				0	3.85	-9.799	-0.0057	-2.5 to 2.5	Pass
				10	3.85	-5.751	-0.0034	-2.5 to 2.5	Pass
				30	3.85	-3.448	-0.0020	-2.5 to 2.5	Pass
				40	3.85	-1.502	-0.0009	-2.5 to 2.5	Pass
				50	3.85	0.000	0.0000	-2.5 to 2.5	Pass
	1732.5	50	0	20	3.27	-19.412	-0.0112	-2.5 to 2.5	Pass
					3.85	11.258	0.0065	-2.5 to 2.5	Pass
					4.43	31.271	0.0180	-2.5 to 2.5	Pass
				-30	3.85	7.896	0.0046	-2.5 to 2.5	Pass
				-20	3.85	22.130	0.0128	-2.5 to 2.5	Pass
				-10	3.85	32.129	0.0185	-2.5 to 2.5	Pass
				0	3.85	4.463	0.0026	-2.5 to 2.5	Pass
				10	3.85	11.945	0.0069	-2.5 to 2.5	Pass
				30	3.85	10.715	0.0062	-2.5 to 2.5	Pass
				40	3.85	18.797	0.0108	-2.5 to 2.5	Pass
				50	3.85	21.272	0.0123	-2.5 to 2.5	Pass
	1750	50	0	20	3.27	9.899	0.0057	-2.5 to 2.5	Pass
					3.85	12.345	0.0071	-2.5 to 2.5	Pass
					4.43	16.780	0.0096	-2.5 to 2.5	Pass
				-30	3.85	-0.515	-0.0003	-2.5 to 2.5	Pass
				-20	3.85	23.303	0.0133	-2.5 to 2.5	Pass
				-10	3.85	8.354	0.0048	-2.5 to 2.5	Pass
				0	3.85	27.437	0.0157	-2.5 to 2.5	Pass
				10	3.85	11.659	0.0067	-2.5 to 2.5	Pass
				30	3.85	35.777	0.0204	-2.5 to 2.5	Pass
				40	3.85	-4.206	-0.0024	-2.5 to 2.5	Pass

Total or partial reproduction of this document without permission of the Laboratory is not allowed.

BTF Testing Lab (Shenzhen) Co., Ltd.
101/201/301, Building 1, Block 2, Tantou Industrial Park,Tantou Community, Songgang Subdistrict, Bao'an District, Shenzhen, China
Email: info@btf-lab.com Tel: +86-755-23146130 http://www.btf-lab.com

				50	3.85	12.331	0.0070	-2.5 to 2.5	Pass

2.1.5 B4_15MHz

Band: 4 / Bandwidth: 15MHz									
Modulation	Frequency (MHz)	RB Allocation		Temp. (°C)	Voltage (VDC)	Freq. Error (Hz)	Freq. vs. Rated (ppm)		Verdict
		Size	Offset				Result	Limit	
QPSK	1717.5	75	0	20	3.27	-23.603	-0.0137	-2.5 to 2.5	Pass
					3.85	-18.768	-0.0109	-2.5 to 2.5	Pass
					4.43	-16.279	-0.0095	-2.5 to 2.5	Pass
				-30	3.85	-26.522	-0.0154	-2.5 to 2.5	Pass
				-20	3.85	-3.819	-0.0022	-2.5 to 2.5	Pass
				-10	3.85	-22.230	-0.0129	-2.5 to 2.5	Pass
				0	3.85	-12.503	-0.0073	-2.5 to 2.5	Pass
				10	3.85	-36.578	-0.0213	-2.5 to 2.5	Pass
				30	3.85	-26.608	-0.0155	-2.5 to 2.5	Pass
				40	3.85	13.933	0.0081	-2.5 to 2.5	Pass
				50	3.85	-5.894	-0.0034	-2.5 to 2.5	Pass
	1732.5	75	0	20	3.27	28.510	0.0165	-2.5 to 2.5	Pass
					3.85	-26.464	-0.0153	-2.5 to 2.5	Pass
					4.43	7.439	0.0043	-2.5 to 2.5	Pass
				-30	3.85	-28.682	-0.0166	-2.5 to 2.5	Pass
				-20	3.85	-19.727	-0.0114	-2.5 to 2.5	Pass
				-10	3.85	-44.861	-0.0259	-2.5 to 2.5	Pass
				0	3.85	-25.048	-0.0145	-2.5 to 2.5	Pass
				10	3.85	-10.285	-0.0059	-2.5 to 2.5	Pass
				30	3.85	-31.800	-0.0184	-2.5 to 2.5	Pass
				40	3.85	5.636	0.0033	-2.5 to 2.5	Pass
				50	3.85	-17.838	-0.0103	-2.5 to 2.5	Pass
	1747.5	75	0	20	3.27	13.533	0.0077	-2.5 to 2.5	Pass
					3.85	36.635	0.0210	-2.5 to 2.5	Pass
					4.43	12.946	0.0074	-2.5 to 2.5	Pass
				-30	3.85	26.736	0.0153	-2.5 to 2.5	Pass
				-20	3.85	-1.545	-0.0009	-2.5 to 2.5	Pass
				-10	3.85	5.980	0.0034	-2.5 to 2.5	Pass
				0	3.85	8.168	0.0047	-2.5 to 2.5	Pass
				10	3.85	7.410	0.0042	-2.5 to 2.5	Pass
				30	3.85	8.998	0.0051	-2.5 to 2.5	Pass
				40	3.85	16.408	0.0094	-2.5 to 2.5	Pass
				50	3.85	18.954	0.0108	-2.5 to 2.5	Pass
16QAM	1717.5	75	0	20	3.27	-5.150	-0.0030	-2.5 to 2.5	Pass
					3.85	10.028	0.0058	-2.5 to 2.5	Pass
					4.43	15.621	0.0091	-2.5 to 2.5	Pass
				-30	3.85	18.539	0.0108	-2.5 to 2.5	Pass
				-20	3.85	30.012	0.0175	-2.5 to 2.5	Pass
				-10	3.85	35.806	0.0208	-2.5 to 2.5	Pass
				0	3.85	7.224	0.0042	-2.5 to 2.5	Pass
				10	3.85	2.918	0.0017	-2.5 to 2.5	Pass
				30	3.85	-6.223	-0.0036	-2.5 to 2.5	Pass
				40	3.85	-10.672	-0.0062	-2.5 to 2.5	Pass
				50	3.85	-21.715	-0.0126	-2.5 to 2.5	Pass
	1732.5	75	0	20	3.27	-38.166	-0.0220	-2.5 to 2.5	Pass
					3.85	-6.380	-0.0037	-2.5 to 2.5	Pass
					4.43	14.434	0.0083	-2.5 to 2.5	Pass
				-30	3.85	34.618	0.0200	-2.5 to 2.5	Pass
				-20	3.85	-7.224	-0.0042	-2.5 to 2.5	Pass
				-10	3.85	-3.247	-0.0019	-2.5 to 2.5	Pass
				0	3.85	6.108	0.0035	-2.5 to 2.5	Pass
				10	3.85	7.682	0.0044	-2.5 to 2.5	Pass
				30	3.85	16.565	0.0096	-2.5 to 2.5	Pass

Total or partial reproduction of this document without permission of the Laboratory is not allowed.

BTF Testing Lab (Shenzhen) Co., Ltd.
101/201/301, Building 1, Block 2, Tantou Industrial Park,Tantou Community, Songgang Subdistrict, Bao'an District, Shenzhen, China
Email: info@btf-lab.com Tel: +86-755-23146130 http://www.btf-lab.com

				40	3.85	19.083	0.0110	-2.5 to 2.5	Pass
				50	3.85	23.975	0.0138	-2.5 to 2.5	Pass
	1747.5	75	0	20	3.27	22.845	0.0131	-2.5 to 2.5	Pass
					3.85	34.504	0.0197	-2.5 to 2.5	Pass
					4.43	-5.078	-0.0029	-2.5 to 2.5	Pass
				-30	3.85	37.751	0.0216	-2.5 to 2.5	Pass
				-20	3.85	9.170	0.0052	-2.5 to 2.5	Pass
				-10	3.85	32.215	0.0184	-2.5 to 2.5	Pass
				0	3.85	13.704	0.0078	-2.5 to 2.5	Pass
				10	3.85	40.226	0.0230	-2.5 to 2.5	Pass
				30	3.85	10.314	0.0059	-2.5 to 2.5	Pass
				40	3.85	19.584	0.0112	-2.5 to 2.5	Pass
				50	3.85	-12.875	-0.0074	-2.5 to 2.5	Pass

2.1.6 B4_20MHz

Band: 4 / Bandwidth: 20MHz									
Modulation	Frequency (MHz)	RB Allocation		Temp. (°C)	Voltage (VDC)	Freq. Error (Hz)	Freq. vs. Rated (ppm)		Verdict
		Size	Offset				Result	Limit	
QPSK	1720	100	0	20	3.27	-13.146	-0.0076	-2.5 to 2.5	Pass
					3.85	-17.424	-0.0101	-2.5 to 2.5	Pass
					4.43	-28.253	-0.0164	-2.5 to 2.5	Pass
				-30	3.85	-20.256	-0.0118	-2.5 to 2.5	Pass
				-20	3.85	-29.225	-0.0170	-2.5 to 2.5	Pass
				-10	3.85	-23.103	-0.0134	-2.5 to 2.5	Pass
				0	3.85	-19.984	-0.0116	-2.5 to 2.5	Pass
				10	3.85	-26.493	-0.0154	-2.5 to 2.5	Pass
				30	3.85	-44.189	-0.0257	-2.5 to 2.5	Pass
				40	3.85	-33.588	-0.0195	-2.5 to 2.5	Pass
				50	3.85	-20.571	-0.0120	-2.5 to 2.5	Pass
	1732.5	100	0	20	3.27	14.691	0.0085	-2.5 to 2.5	Pass
					3.85	-23.088	-0.0133	-2.5 to 2.5	Pass
					4.43	-12.388	-0.0072	-2.5 to 2.5	Pass
				-30	3.85	-27.494	-0.0159	-2.5 to 2.5	Pass
				-20	3.85	-29.826	-0.0172	-2.5 to 2.5	Pass
				-10	3.85	-13.218	-0.0076	-2.5 to 2.5	Pass
				0	3.85	-25.706	-0.0148	-2.5 to 2.5	Pass
				10	3.85	-15.121	-0.0087	-2.5 to 2.5	Pass
				30	3.85	-24.347	-0.0141	-2.5 to 2.5	Pass
				40	3.85	-32.830	-0.0189	-2.5 to 2.5	Pass
				50	3.85	-21.672	-0.0125	-2.5 to 2.5	Pass
	1745	100	0	20	3.27	23.561	0.0135	-2.5 to 2.5	Pass
					3.85	-1.931	-0.0011	-2.5 to 2.5	Pass
					4.43	-28.811	-0.0165	-2.5 to 2.5	Pass
				-30	3.85	-22.774	-0.0131	-2.5 to 2.5	Pass
				-20	3.85	-17.767	-0.0102	-2.5 to 2.5	Pass
				-10	3.85	-9.484	-0.0054	-2.5 to 2.5	Pass
				0	3.85	-38.352	-0.0220	-2.5 to 2.5	Pass
				10	3.85	-29.254	-0.0168	-2.5 to 2.5	Pass
				30	3.85	-21.214	-0.0122	-2.5 to 2.5	Pass
				40	3.85	-11.802	-0.0068	-2.5 to 2.5	Pass
				50	3.85	-30.670	-0.0176	-2.5 to 2.5	Pass
16QAM	1720	100	0	20	3.27	-26.965	-0.0157	-2.5 to 2.5	Pass
					3.85	-19.698	-0.0115	-2.5 to 2.5	Pass
					4.43	-26.207	-0.0152	-2.5 to 2.5	Pass
				-30	3.85	-30.928	-0.0180	-2.5 to 2.5	Pass
				-20	3.85	-32.258	-0.0188	-2.5 to 2.5	Pass
				-10	3.85	-19.584	-0.0114	-2.5 to 2.5	Pass
				0	3.85	-29.283	-0.0170	-2.5 to 2.5	Pass
				10	3.85	-22.774	-0.0132	-2.5 to 2.5	Pass

Total or partial reproduction of this document without permission of the Laboratory is not allowed.

BTF Testing Lab (Shenzhen) Co., Ltd.
101/201/301, Building 1, Block 2, Tantou Industrial Park,Tantou Community, Songgang Subdistrict, Bao'an District, Shenzhen, China
Email: info@btf-lab.com Tel: +86-755-23146130 http://www.btf-lab.com

				30	3.85	-19.941	-0.0116	-2.5 to 2.5	Pass
				40	3.85	-14.834	-0.0086	-2.5 to 2.5	Pass
				50	3.85	-27.595	-0.0160	-2.5 to 2.5	Pass
	1732.5	100	0	20	3.27	-14.877	-0.0086	-2.5 to 2.5	Pass
					3.85	-20.041	-0.0116	-2.5 to 2.5	Pass
					4.43	-31.343	-0.0181	-2.5 to 2.5	Pass
				-30	3.85	-27.866	-0.0161	-2.5 to 2.5	Pass
				-20	3.85	-24.834	-0.0143	-2.5 to 2.5	Pass
				-10	3.85	-23.289	-0.0134	-2.5 to 2.5	Pass
				0	3.85	-23.832	-0.0138	-2.5 to 2.5	Pass
				10	3.85	-34.246	-0.0198	-2.5 to 2.5	Pass
				30	3.85	-30.041	-0.0173	-2.5 to 2.5	Pass
				40	3.85	1.416	0.0008	-2.5 to 2.5	Pass
				50	3.85	-7.696	-0.0044	-2.5 to 2.5	Pass
	1745	100	0	20	3.27	-13.332	-0.0076	-2.5 to 2.5	Pass
					3.85	2.446	0.0014	-2.5 to 2.5	Pass
					4.43	5.665	0.0032	-2.5 to 2.5	Pass
				-30	3.85	5.550	0.0032	-2.5 to 2.5	Pass
				-20	3.85	-1.259	-0.0007	-2.5 to 2.5	Pass
				-10	3.85	-5.851	-0.0034	-2.5 to 2.5	Pass
				0	3.85	-16.408	-0.0094	-2.5 to 2.5	Pass
				10	3.85	-29.697	-0.0170	-2.5 to 2.5	Pass
				30	3.85	-13.876	-0.0080	-2.5 to 2.5	Pass
				40	3.85	-11.387	-0.0065	-2.5 to 2.5	Pass
				50	3.85	-29.840	-0.0171	-2.5 to 2.5	Pass

3. Modulation Characteristics

3.1 Test Result

3.1.1 B4_1.4MHz

Band: 4 / Bandwidth: 1.4MHz / NTNV						
Modulation	Frequency (MHz)	RB Allocation		Modulation Characteristics		Verdict
		Size	Offset	Result	Limit	
QPSK	1732.5	6	0	Refer To Test Graph		Pass
16QAM	1732.5	6	0	Refer To Test Graph		Pass

3.1.2 B4_3MHz

Band: 4 / Bandwidth: 3MHz / NTNV						
Modulation	Frequency (MHz)	RB Allocation		Modulation Characteristics		Verdict
		Size	Offset	Result	Limit	
QPSK	1732.5	15	0	Refer To Test Graph		Pass
16QAM	1732.5	15	0	Refer To Test Graph		Pass

3.1.3 B4_5MHz

Band: 4 / Bandwidth: 5MHz / NTNV						
Modulation	Frequency (MHz)	RB Allocation		Modulation Characteristics		Verdict
		Size	Offset	Result	Limit	
QPSK	1732.5	25	0	Refer To Test Graph		Pass
16QAM	1732.5	25	0	Refer To Test Graph		Pass

3.1.4 B4_10MHz

Band: 4 / Bandwidth: 10MHz / NTNV

Total or partial reproduction of this document without permission of the Laboratory is not allowed.

BTF Testing Lab (Shenzhen) Co., Ltd.
101/201/301, Building 1, Block 2, Tantou Industrial Park,Tantou Community, Songgang Subdistrict, Bao'an District, Shenzhen, China
Email: info@btf-lab.com Tel: +86-755-23146130 http://www.btf-lab.com

Modulation	Frequency (MHz)	RB Allocation		Modulation Characteristics		Verdict
		Size	Offset	Result	Limit	
QPSK	1732.5	50	0	Refer To Test Graph		Pass
16QAM	1732.5	50	0	Refer To Test Graph		Pass

3.1.5 B4_15MHz

Band: 4 / Bandwidth: 15MHz / NTNV						
Modulation	Frequency (MHz)	RB Allocation		Modulation Characteristics		Verdict
		Size	Offset	Result	Limit	
QPSK	1732.5	75	0	Refer To Test Graph		Pass
16QAM	1732.5	75	0	Refer To Test Graph		Pass

3.1.6 B4_20MHz

Band: 4 / Bandwidth: 20MHz / NTNV						
Modulation	Frequency (MHz)	RB Allocation		Modulation Characteristics		Verdict
		Size	Offset	Result	Limit	
QPSK	1732.5	100	0	Refer To Test Graph		Pass
16QAM	1732.5	100	0	Refer To Test Graph		Pass

Total or partial reproduction of this document without permission of the Laboratory is not allowed.

BTF Testing Lab (Shenzhen) Co., Ltd.
101/201/301, Building 1, Block 2, Tantou Industrial Park,Tantou Community, Songgang Subdistrict, Bao'an District, Shenzhen, China
Email: info@btf-lab.com Tel: +86-755-23146130 http://www.btf-lab.com

3.2 Test Graph

3.2.1 B4_1.4MHz

Band4_1.4MHz_QPSK_MCH_1732.5MHz_RB_6_0_NTNV
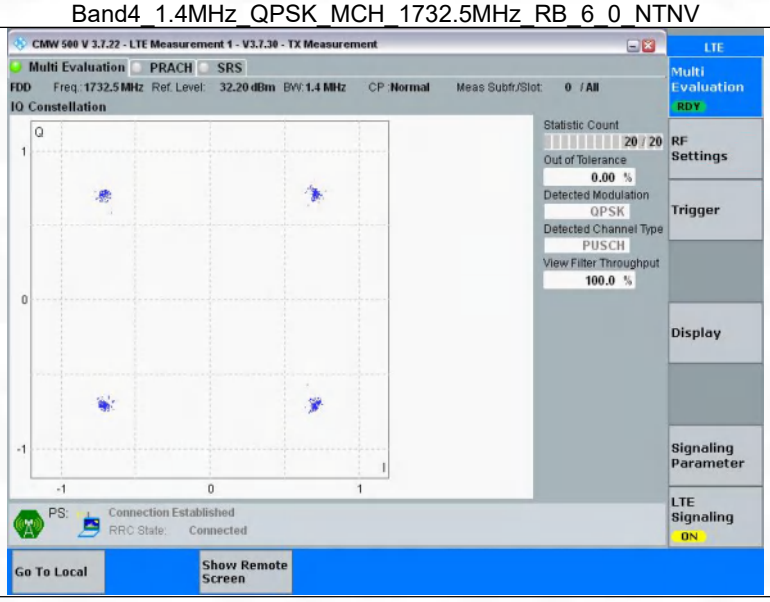
Band4_1.4MHz_16QAM_MCH_1732.5MHz_RB_6_0_NTNV
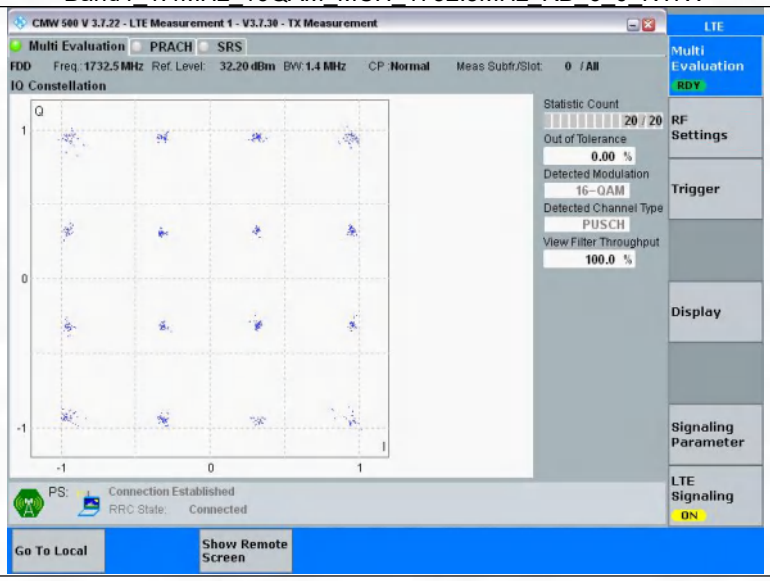

3.2.2 B4_3MHz

Band4_3MHz_QPSK_MCH_1732.5MHz_RB_15_0_NTNV
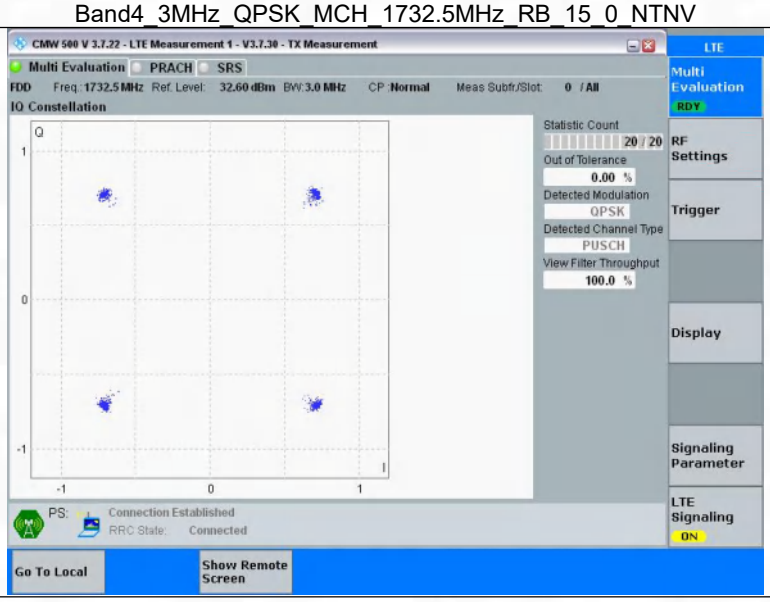
Band4_3MHz_16QAM_MCH_1732.5MHz_RB_15_0_NTNV
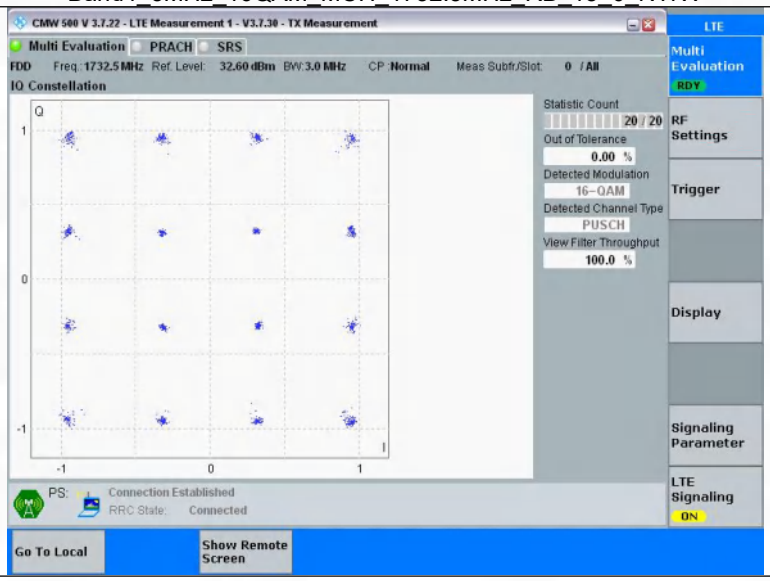

3.2.3 B4_5MHz

Band4_5MHz_QPSK_MCH_1732.5MHz_RB_25_0_NTNV
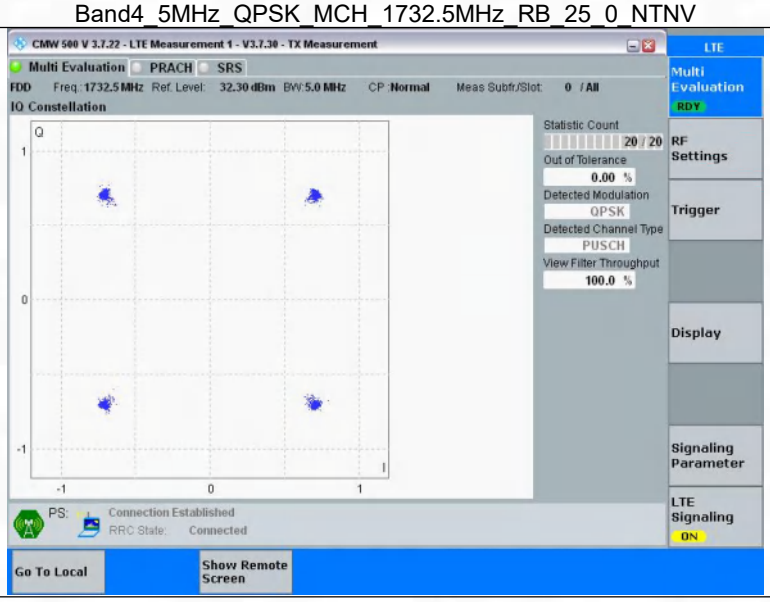
Band4_5MHz_16QAM_MCH_1732.5MHz_RB_25_0_NTNV
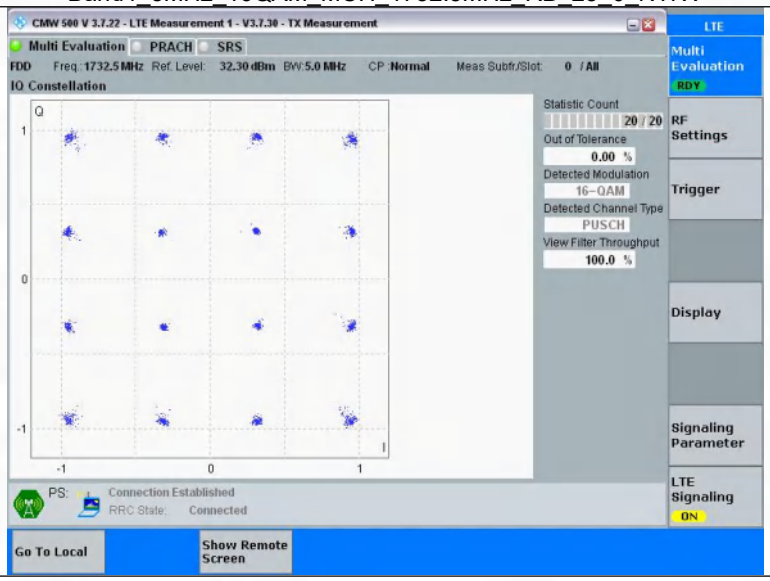

3.2.4 B4_10MHz

Band4_10MHz_QPSK_MCH_1732.5MHz_RB_50_0_NTNV
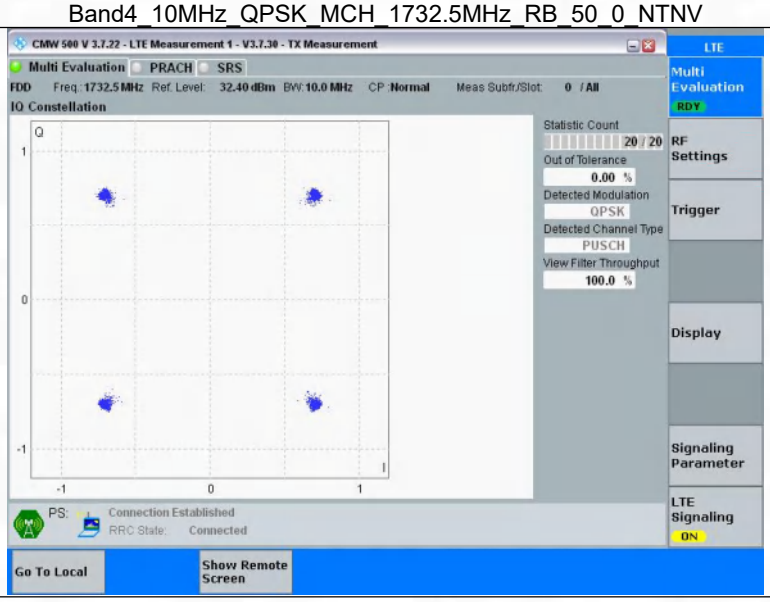
Band4_10MHz_16QAM_MCH_1732.5MHz_RB_50_0_NTNV
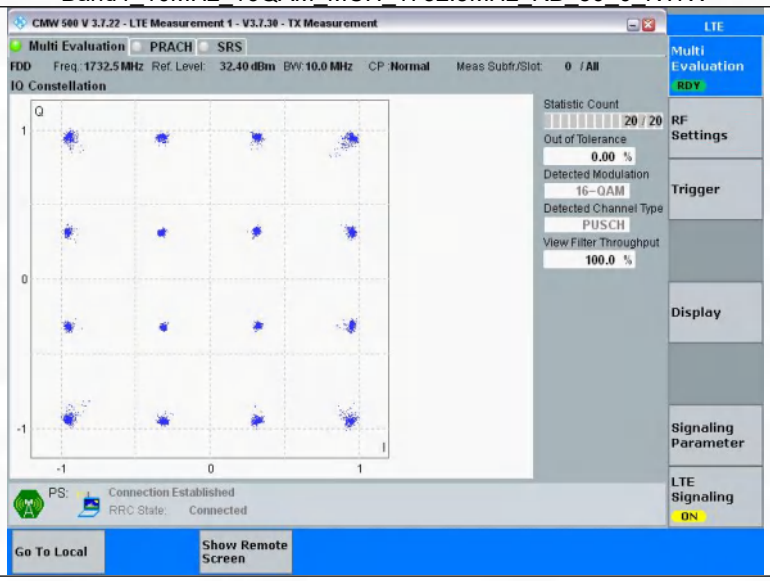

3.2.5 B4_15MHz

Band4_15MHz_QPSK_MCH_1732.5MHz_RB_75_0_NTNV
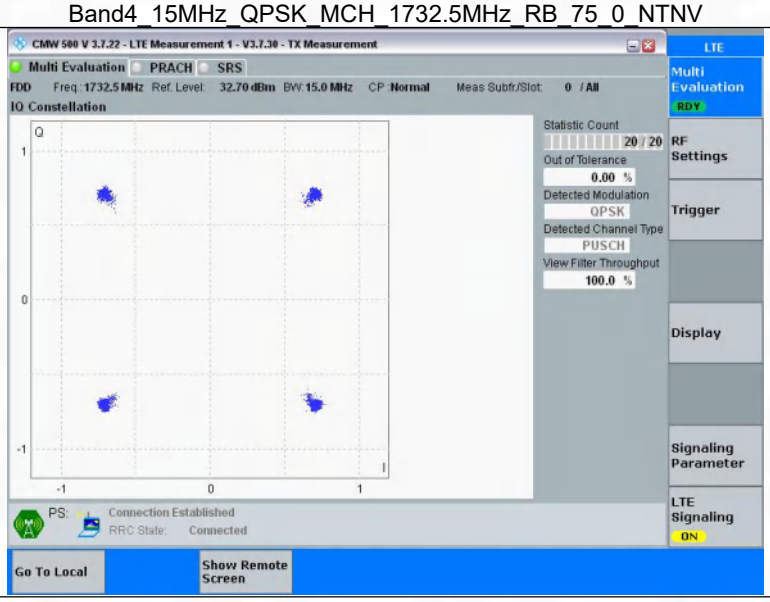
Band4_15MHz_16QAM_MCH_1732.5MHz_RB_75_0_NTNV
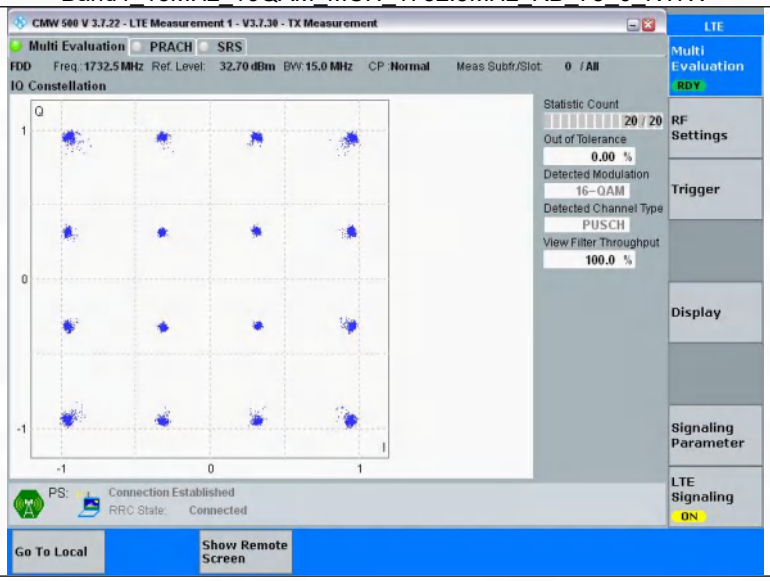

3.2.6 B4_20MHz

Band4_20MHz_QPSK_MCH_1732.5MHz_RB_100_0_NTNV
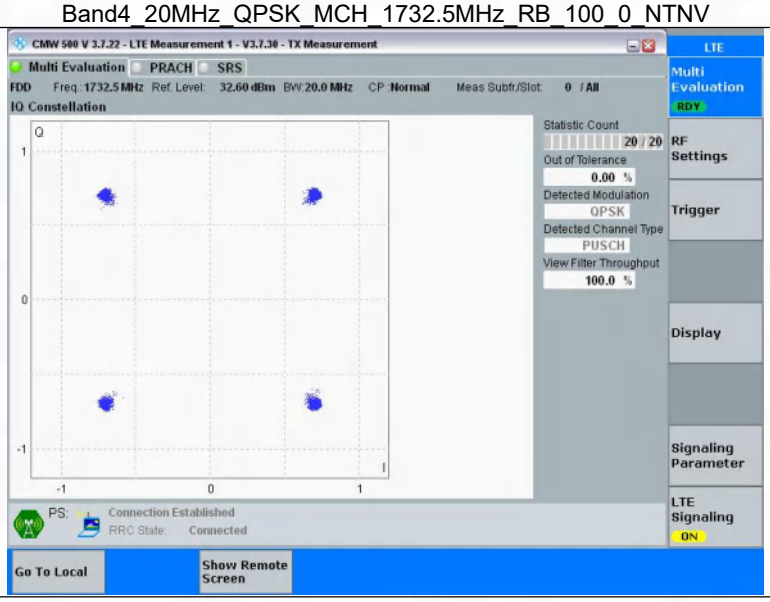
Band4_20MHz_16QAM_MCH_1732.5MHz_RB_100_0_NTNV
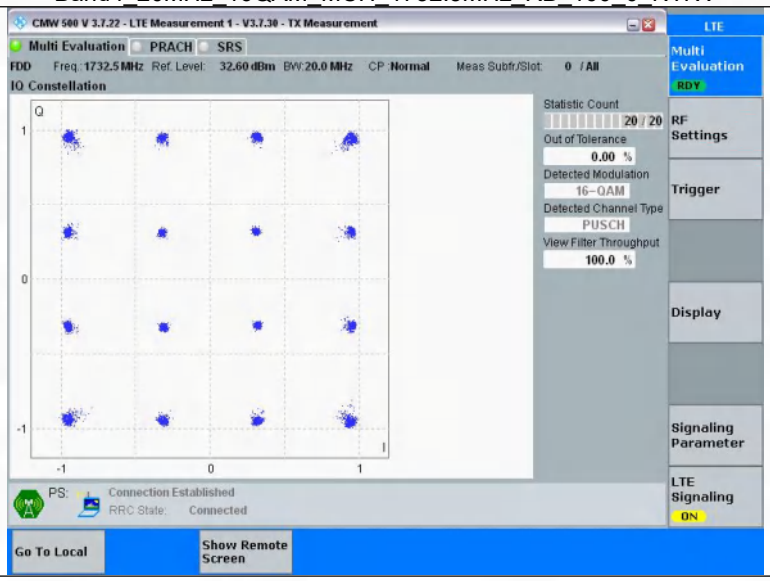

4. 99% & 26dB Bandwidth

4.1 Test Result

4.1.1 Band4_OBW

Band: 4 / NTNV							
Bandwidth (MHz)	Modulation	Frequency (MHz)	RB Allocation		99% Occupied Bandwidth (MHz)		Verdict
			Size	Offset	Result	Limit	
1.4	QPSK	1710.7	6	0	1.111	/	Pass
		1732.5	6	0	1.109	/	Pass
		1754.3	6	0	1.113	/	Pass
	16QAM	1710.7	6	0	1.118	/	Pass
		1732.5	6	0	1.109	/	Pass
		1754.3	6	0	1.106	/	Pass
3	QPSK	1711.5	15	0	2.749	/	Pass
		1732.5	15	0	2.751	/	Pass
		1753.5	15	0	2.762	/	Pass
	16QAM	1711.5	15	0	2.764	/	Pass
		1732.5	15	0	2.753	/	Pass
		1753.5	15	0	2.777	/	Pass
5	QPSK	1712.5	25	0	4.551	/	Pass
		1732.5	25	0	4.550	/	Pass
		1752.5	25	0	4.561	/	Pass
	16QAM	1712.5	25	0	4.559	/	Pass
		1732.5	25	0	4.578	/	Pass
		1752.5	25	0	4.573	/	Pass
10	QPSK	1715	50	0	9.082	/	Pass
		1732.5	50	0	9.053	/	Pass
		1750	50	0	9.075	/	Pass
	16QAM	1715	50	0	9.062	/	Pass
		1732.5	50	0	9.063	/	Pass
		1750	50	0	9.060	/	Pass
15	QPSK	1717.5	75	0	13.633	/	Pass
		1732.5	75	0	13.597	/	Pass
		1747.5	75	0	13.599	/	Pass
	16QAM	1717.5	75	0	13.641	/	Pass
		1732.5	75	0	13.657	/	Pass
		1747.5	75	0	13.595	/	Pass
20	QPSK	1720	100	0	18.216	/	Pass
		1732.5	100	0	18.204	/	Pass
		1745	100	0	18.132	/	Pass
	16QAM	1720	100	0	18.208	/	Pass
		1732.5	100	0	18.196	/	Pass
		1745	100	0	18.139	/	Pass

4.1.2 Band4_XDB

Band: 4 / NTNV							
Bandwidth (MHz)	Modulation	Frequency (MHz)	RB Allocation		26dB Bandwidth (MHz)		Verdict
			Size	Offset	Result	Limit	
1.4	QPSK	1710.7	6	0	1.275	/	Pass
		1732.5	6	0	1.276	/	Pass
		1754.3	6	0	1.276	/	Pass
	16QAM	1710.7	6	0	1.274	/	Pass
		1732.5	6	0	1.263	/	Pass
		1754.3	6	0	1.267	/	Pass

Total or partial reproduction of this document without permission of the Laboratory is not allowed.

BTF Testing Lab (Shenzhen) Co., Ltd.
101/201/301, Building 1, Block 2, Tantou Industrial Park,Tantou Community, Songgang Subdistrict, Bao'an District, Shenzhen, China
Email: info@btf-lab.com Tel: +86-755-23146130 http://www.btf-lab.com

3	QPSK	1711.5	15	0	3.085	/	Pass
		1732.5	15	0	3.079	/	Pass
		1753.5	15	0	3.099	/	Pass
	16QAM	1711.5	15	0	3.127	/	Pass
		1732.5	15	0	3.107	/	Pass
		1753.5	15	0	3.094	/	Pass
5	QPSK	1712.5	25	0	5.065	/	Pass
		1732.5	25	0	5.055	/	Pass
		1752.5	25	0	5.061	/	Pass
	16QAM	1712.5	25	0	5.084	/	Pass
		1732.5	25	0	5.065	/	Pass
		1752.5	25	0	5.049	/	Pass
10	QPSK	1715	50	0	10.037	/	Pass
		1732.5	50	0	10.049	/	Pass
		1750	50	0	10.084	/	Pass
	16QAM	1715	50	0	10.086	/	Pass
		1732.5	50	0	10.078	/	Pass
		1750	50	0	10.093	/	Pass
15	QPSK	1717.5	75	0	15.234	/	Pass
		1732.5	75	0	15.166	/	Pass
		1747.5	75	0	15.102	/	Pass
	16QAM	1717.5	75	0	14.916	/	Pass
		1732.5	75	0	15.135	/	Pass
		1747.5	75	0	15.234	/	Pass
20	QPSK	1720	100	0	20.167	/	Pass
		1732.5	100	0	19.950	/	Pass
		1745	100	0	20.063	/	Pass
	16QAM	1720	100	0	20.046	/	Pass
		1732.5	100	0	20.061	/	Pass
		1745	100	0	19.918	/	Pass

Total or partial reproduction of this document without permission of the Laboratory is not allowed.

BTF Testing Lab (Shenzhen) Co., Ltd.
101/201/301, Building 1, Block 2, Tantou Industrial Park,Tantou Community, Songgang Subdistrict, Bao'an District, Shenzhen, China
Email: info@btf-lab.com Tel: +86-755-23146130 http://www.btf-lab.com

4.2 Test Graph

4.2.1 Band4_OBW

Band4_1.4MHz_QPSK_LCH_1710.7MHz_RB_6_0_NTNV
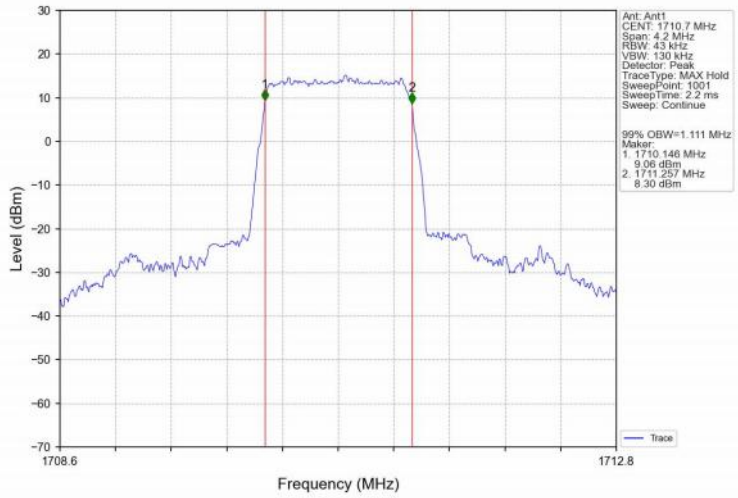

Band4_1.4MHz_QPSK_MCH_1732.5MHz_RB_6_0_NTNV
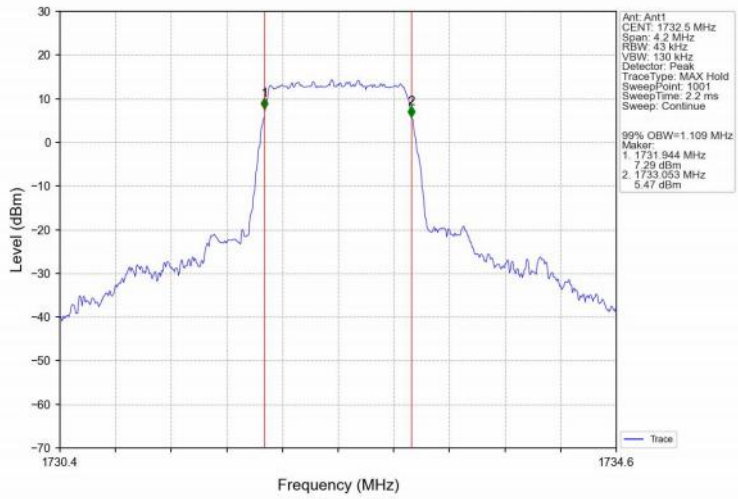

Band4_1.4MHz_QPSK_HCH_1754.3MHz_RB_6_0_NTNV

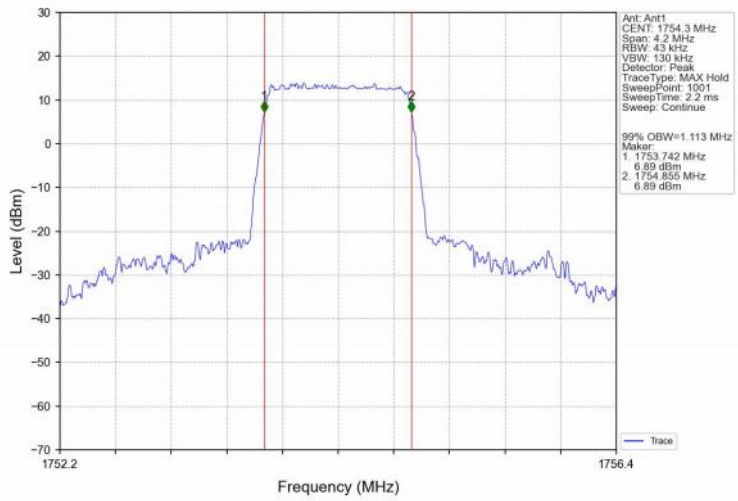

Band4_1.4MHz_16QAM_LCH_1710.7MHz_RB_6_0_NTNV

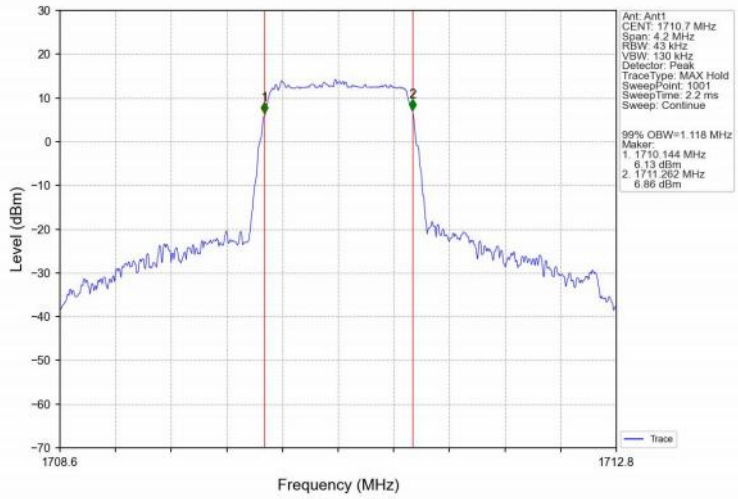

Band4_1.4MHz_16QAM_MCH_1732.5MHz_RB_6_0_NTNV

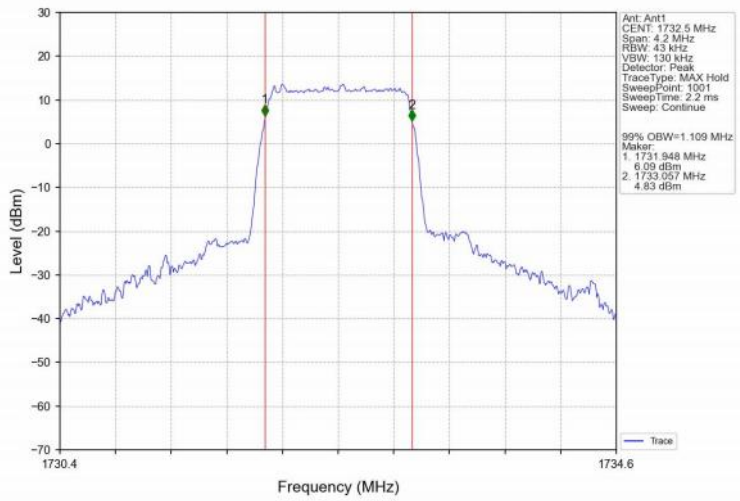

Band4_1.4MHz_16QAM_HCH_1754.3MHz_RB_6_0_NTNV

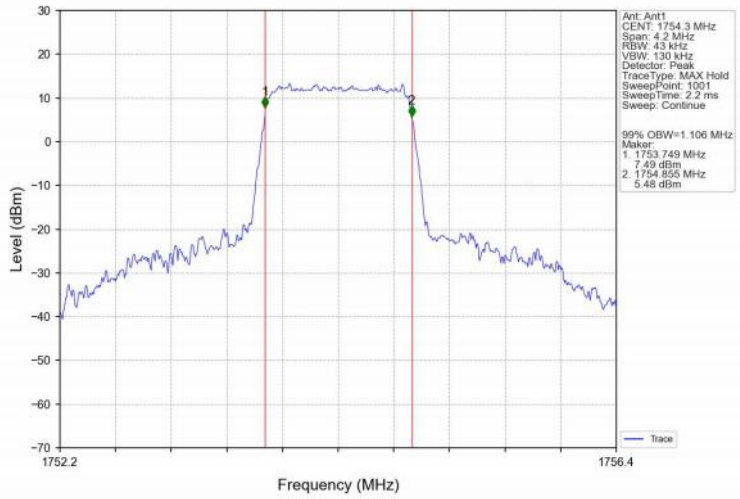

Band4_3MHz_QPSK_LCH_1711.5MHz_RB_15_0_NTNV

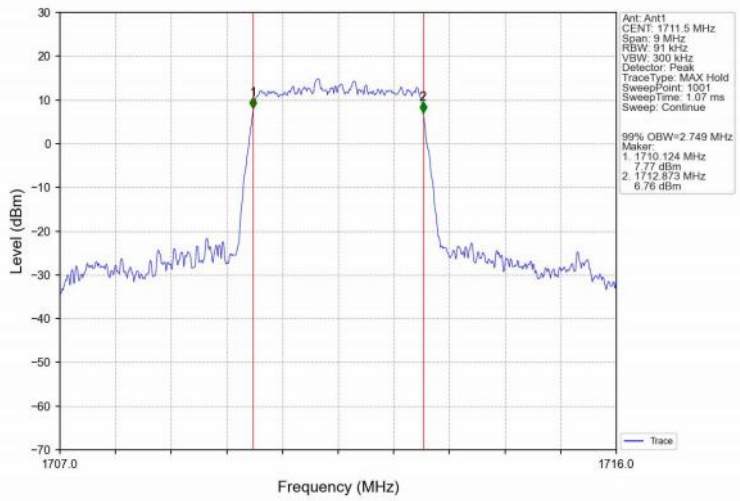

Band4_3MHz_QPSK_MCH_1732.5MHz_RB_15_0_NTNV

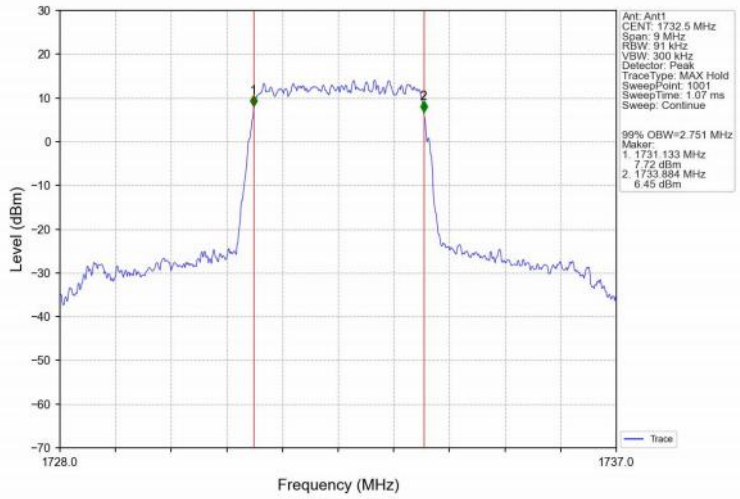

Band4_3MHz_QPSK_HCH_1753.5MHz_RB_15_0_NTNV

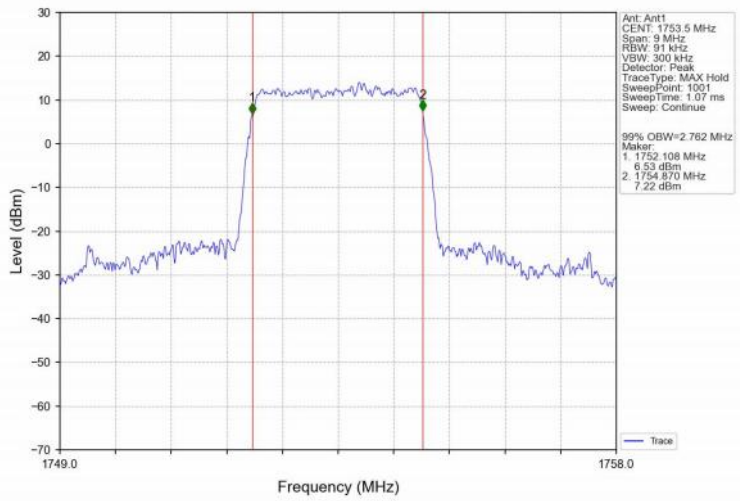

Band4_3MHz_16QAM_LCH_1711.5MHz_RB_15_0_NTNV

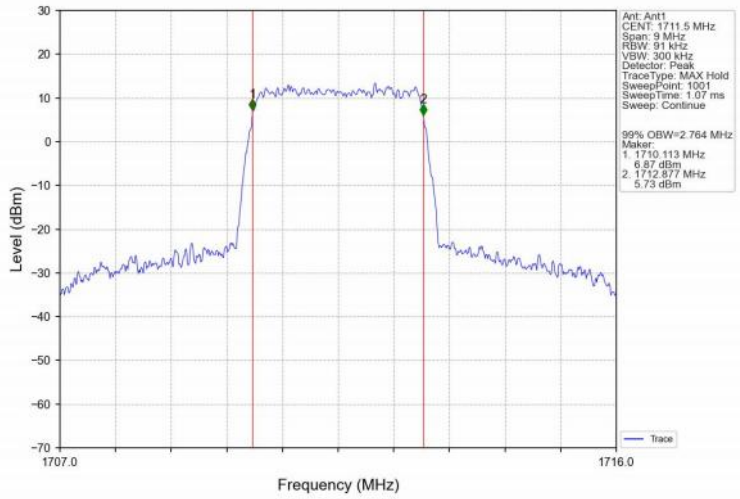

Band4_3MHz_16QAM_MCH_1732.5MHz_RB_15_0_NTNV

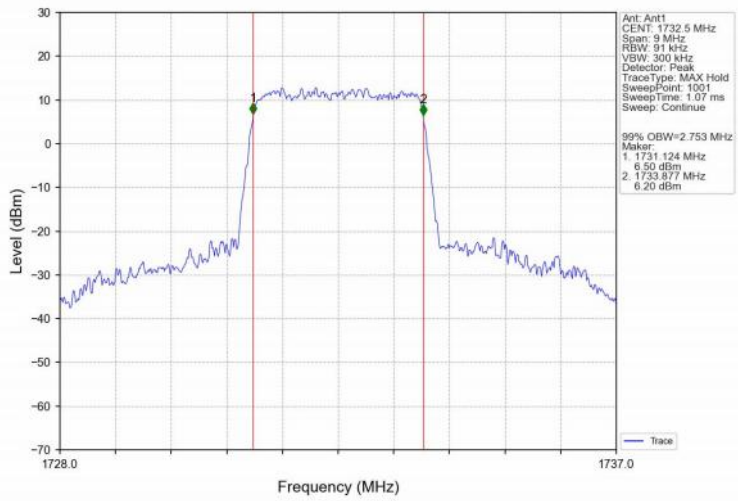

Band4_3MHz_16QAM_HCH_1753.5MHz_RB_15_0_NTNV

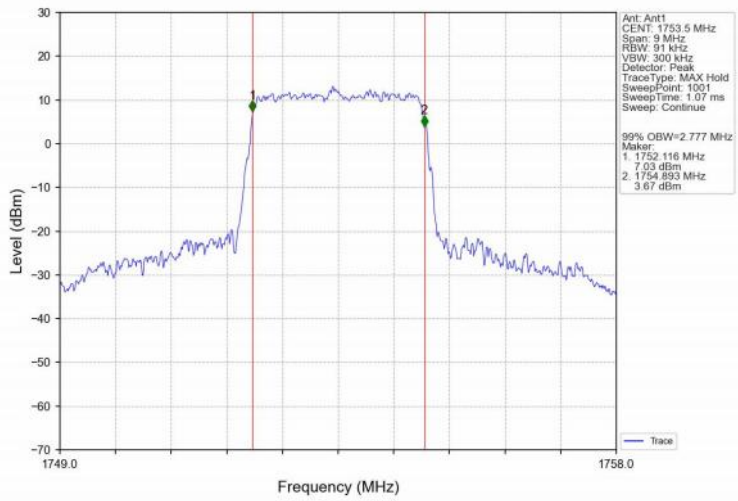

Band4_5MHz_QPSK_LCH_1712.5MHz_RB_25_0_NTNV

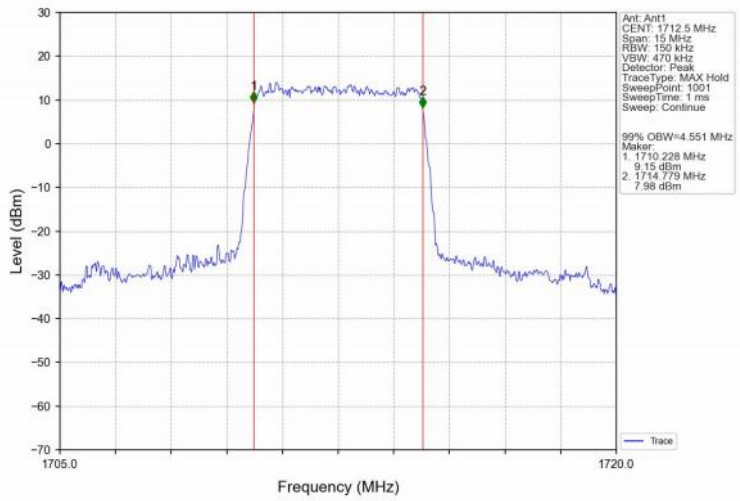

Band4_5MHz_QPSK_MCH_1732.5MHz_RB_25_0_NTNV

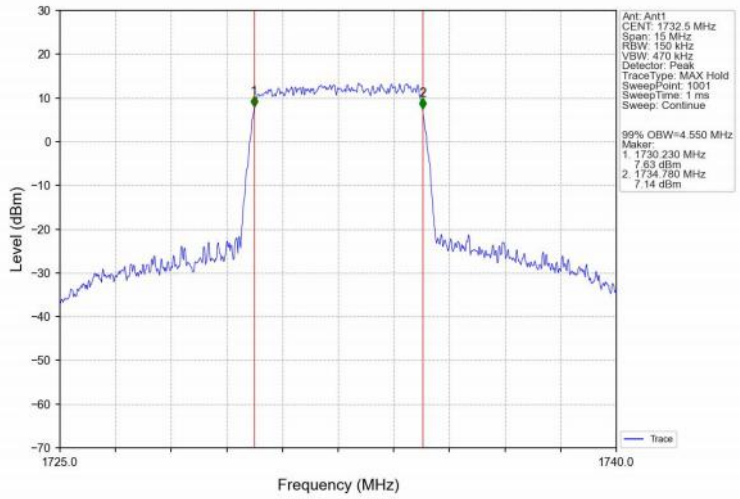

Band4_5MHz_QPSK_HCH_1752.5MHz_RB_25_0_NTNV

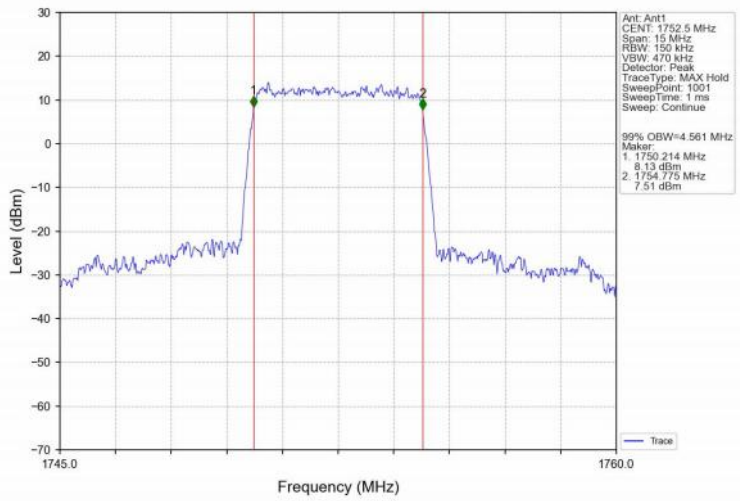

Band4_5MHz_16QAM_LCH_1712.5MHz_RB_25_0_NTNV

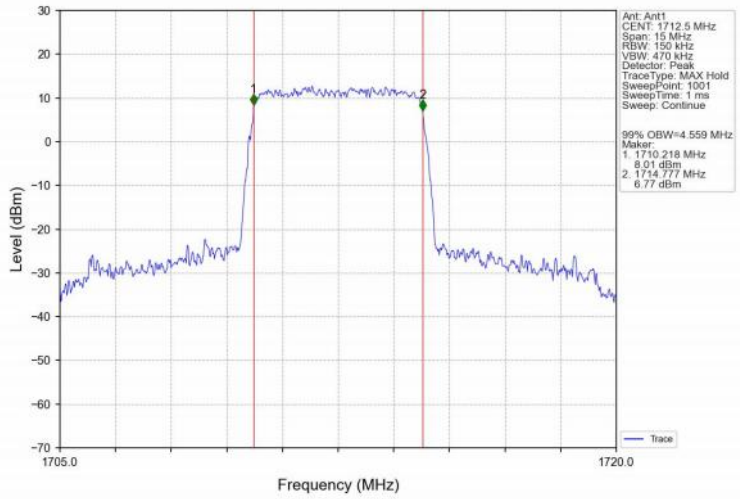

Band4_5MHz_16QAM_MCH_1732.5MHz_RB_25_0_NTNV

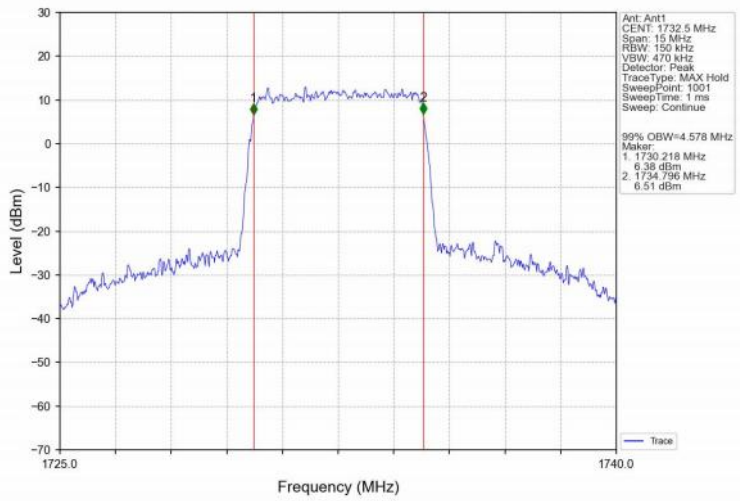

Band4_5MHz_16QAM_HCH_1752.5MHz_RB_25_0_NTNV

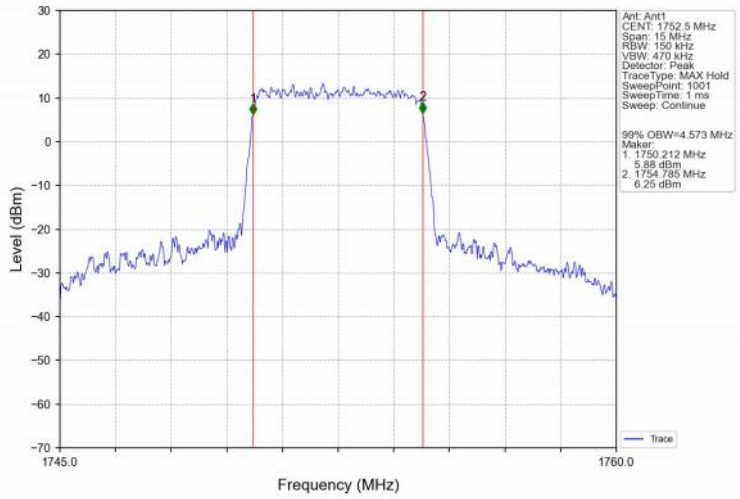

Band4_10MHz_QPSK_LCH_1715MHz_RB_50_0_NTNV

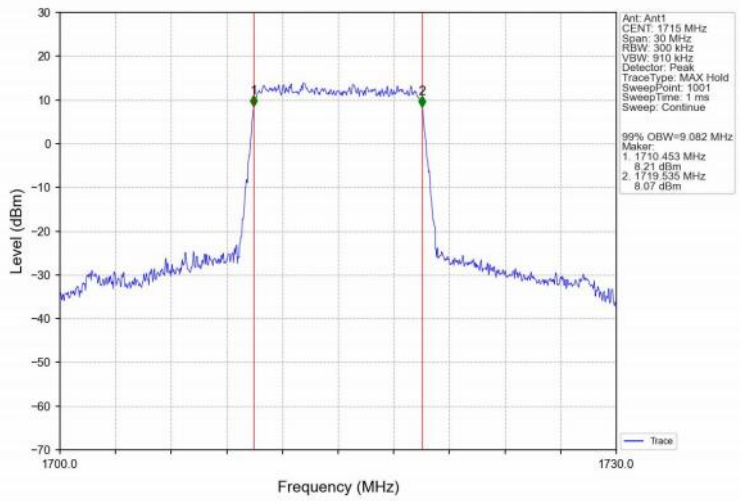

Band4_10MHz_QPSK_MCH_1732.5MHz_RB_50_0_NTNV

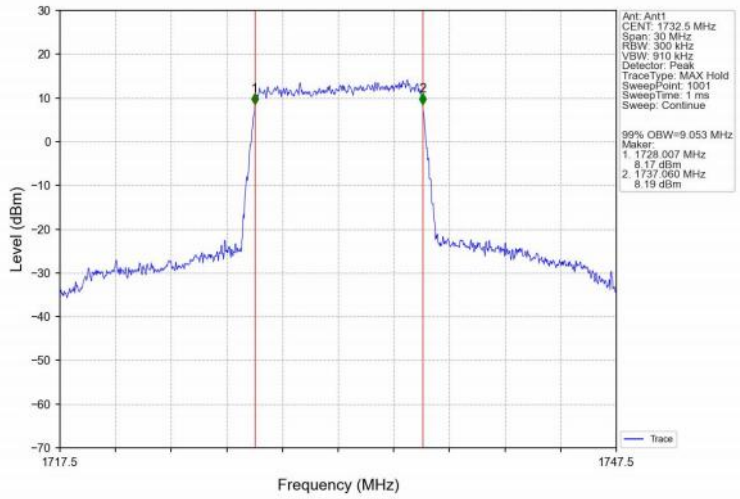

Band4_10MHz_QPSK_HCH_1750MHz_RB_50_0_NTNV

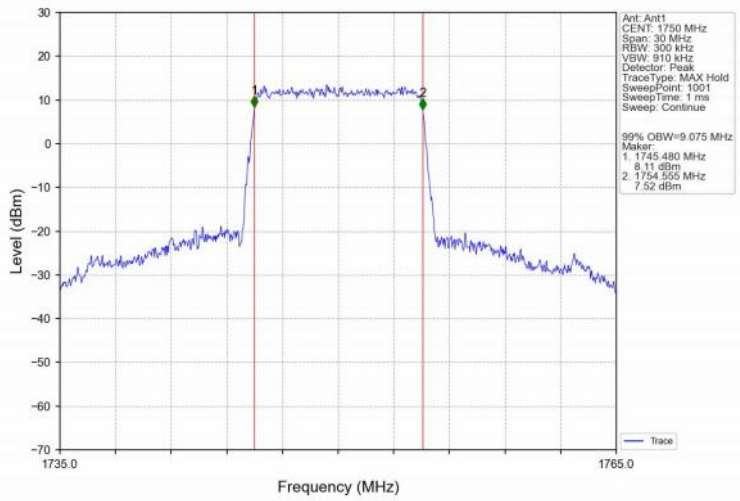

Band4_10MHz_16QAM_LCH_1715MHz_RB_50_0_NTNV

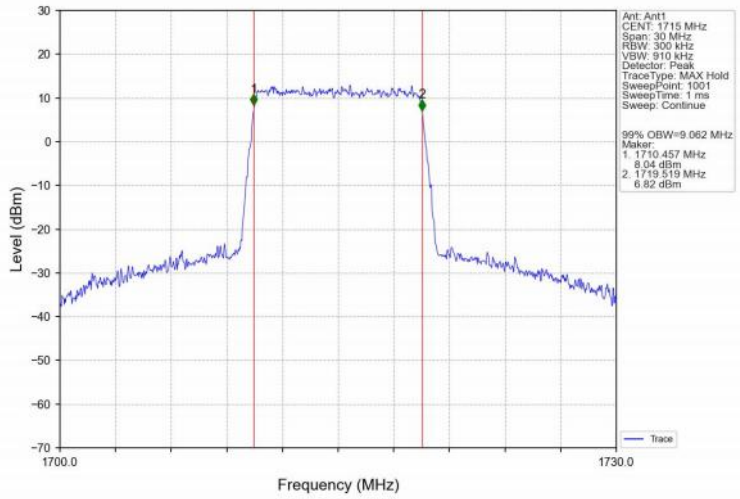

Band4_10MHz_16QAM_MCH_1732.5MHz_RB_50_0_NTNV

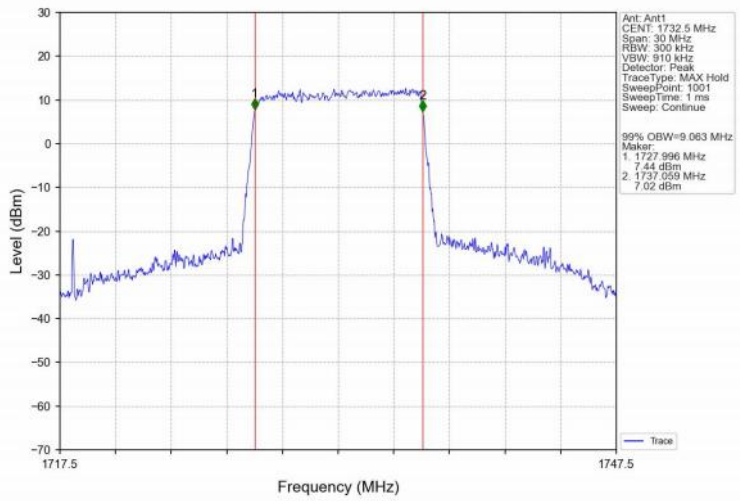

Band4_10MHz_16QAM_HCH_1750MHz_RB_50_0_NTNV

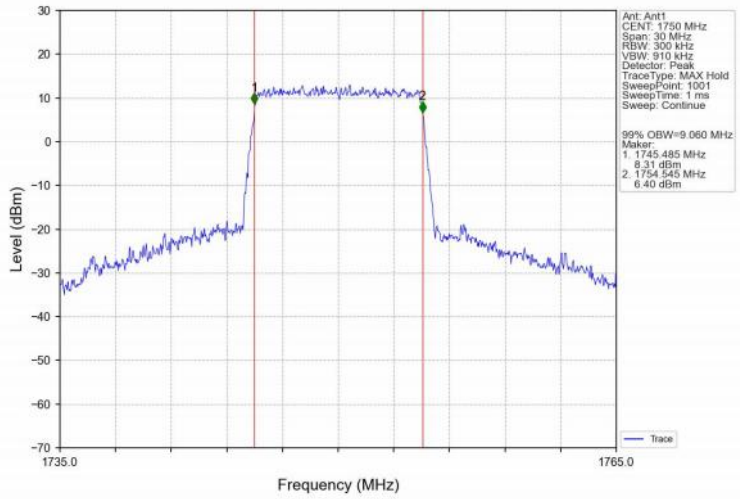

Band4_15MHz_QPSK_LCH_1717.5MHz_RB_75_0_NTNV

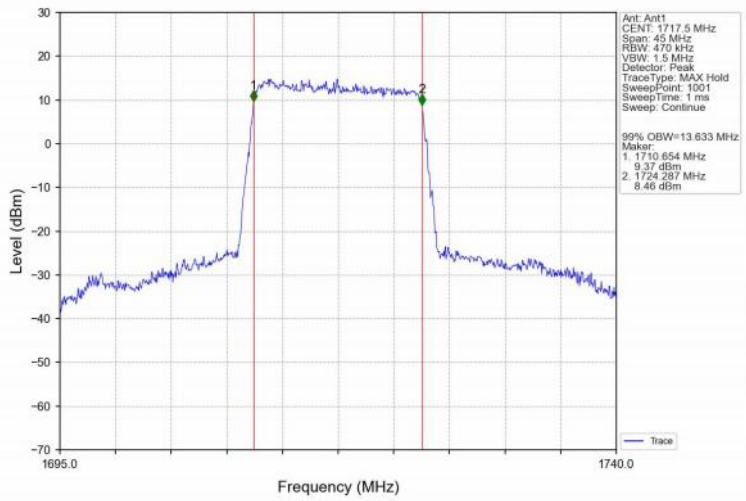

Band4_15MHz_QPSK_MCH_1732.5MHz_RB_75_0_NTNV

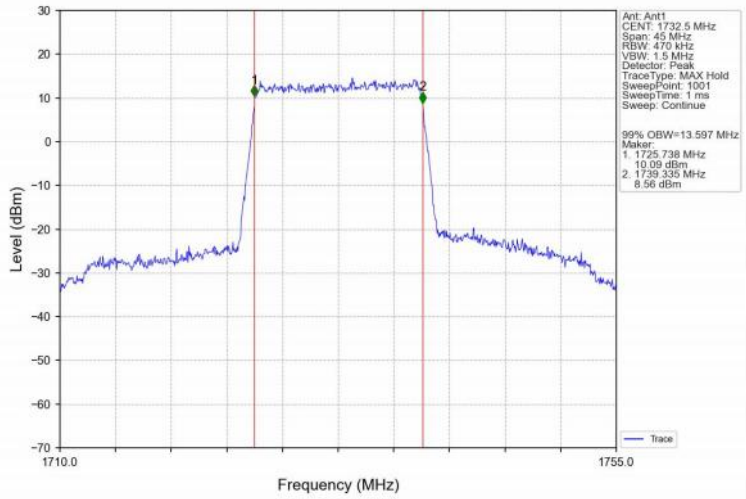

Band4_15MHz_QPSK_HCH_1747.5MHz_RB_75_0_NTNV

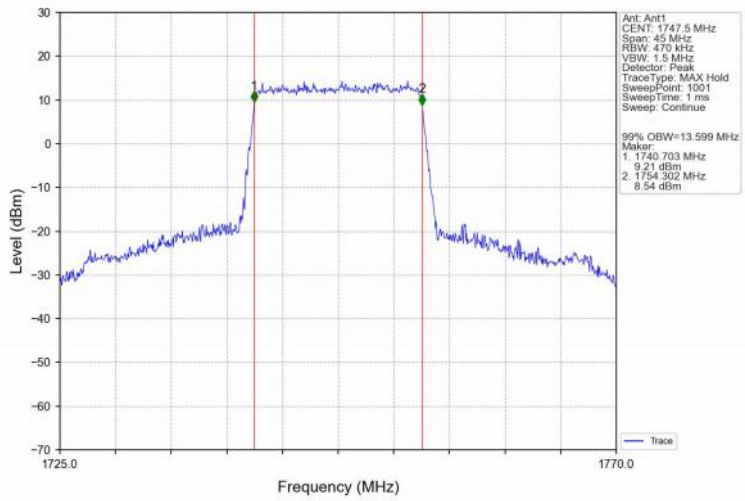

Band4_15MHz_16QAM_LCH_1717.5MHz_RB_75_0_NTNV

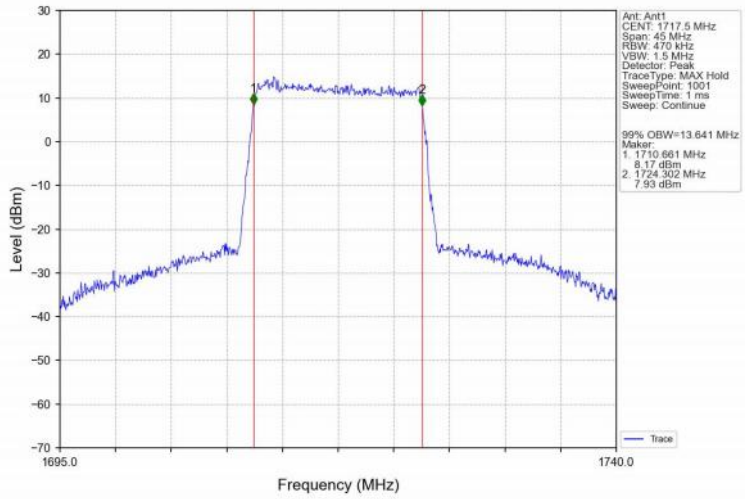

Band4_15MHz_16QAM_MCH_1732.5MHz_RB_75_0_NTNV

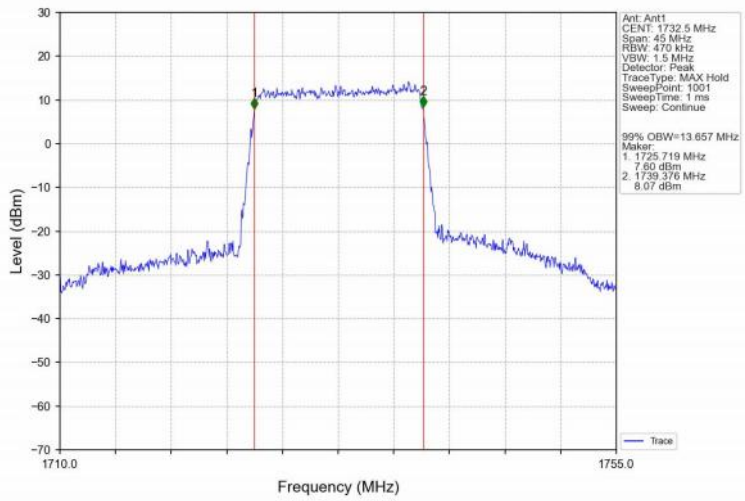

Band4_15MHz_16QAM_HCH_1747.5MHz_RB_75_0_NTNV

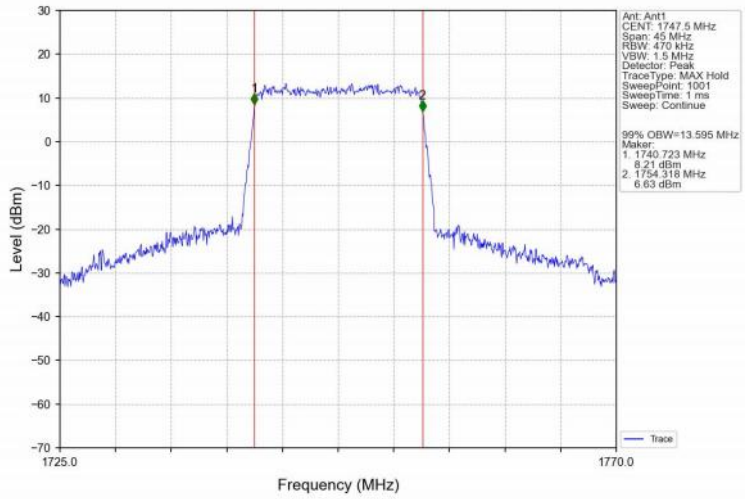

Band4_20MHz_QPSK_LCH_1720MHz_RB_100_0_NTNV

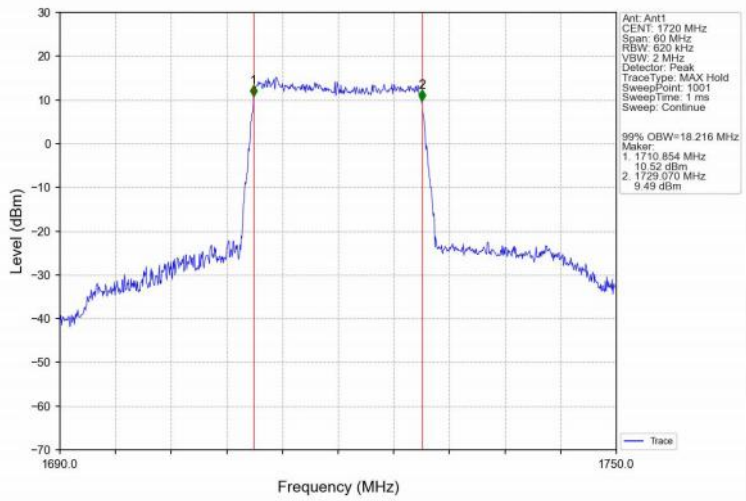

Band4_20MHz_QPSK_MCH_1732.5MHz_RB_100_0_NTNV

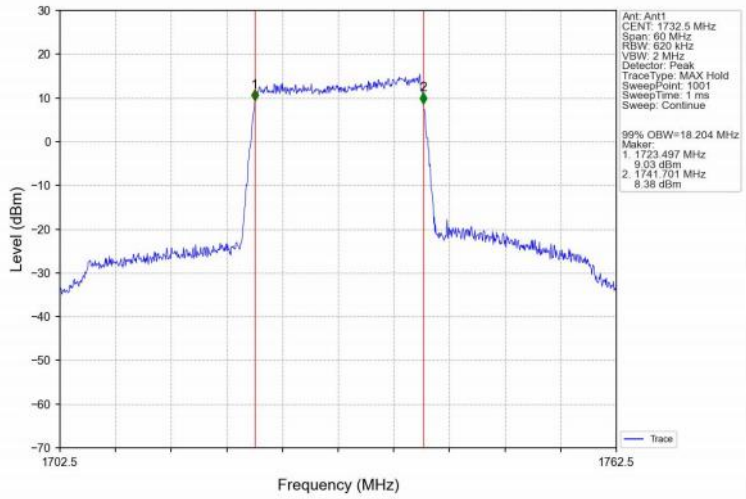

Band4_20MHz_QPSK_HCH_1745MHz_RB_100_0_NTNV

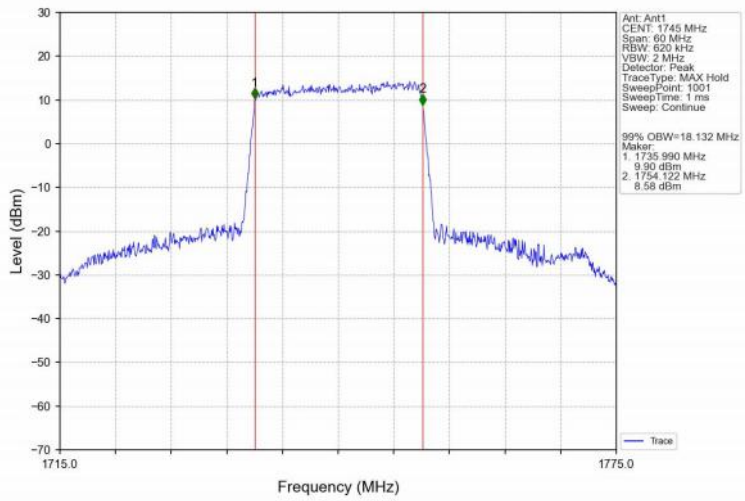

Band4_20MHz_16QAM_LCH_1720MHz_RB_100_0_NTNV

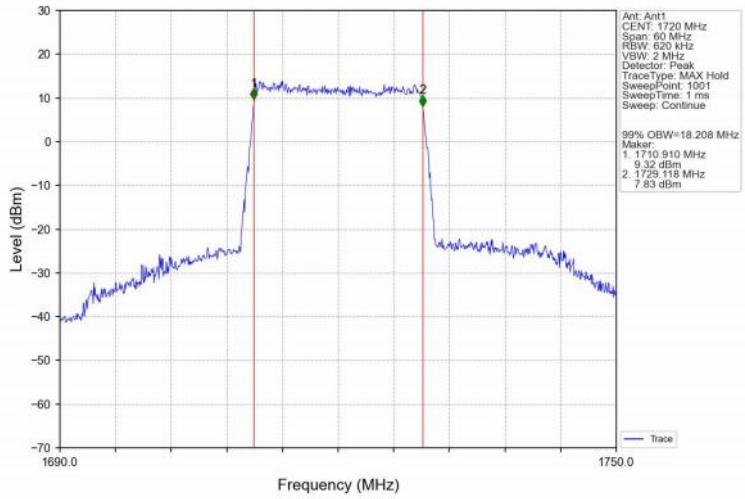

Band4_20MHz_16QAM_MCH_1732.5MHz_RB_100_0_NTNV

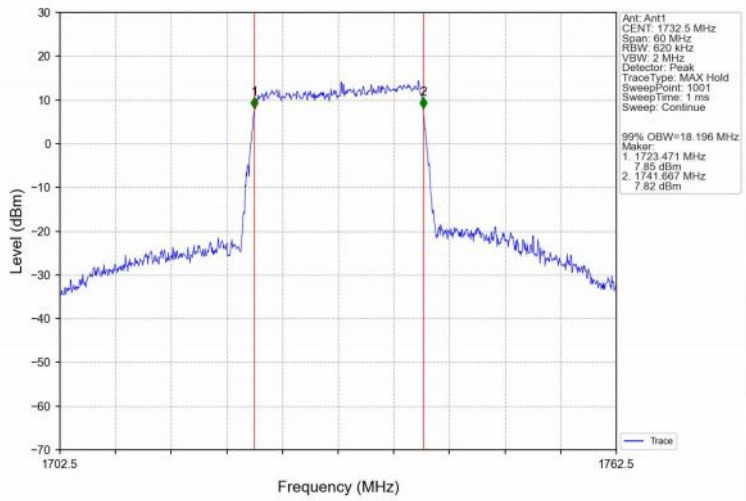

Band4_20MHz_16QAM_HCH_1745MHz_RB_100_0_NTNV

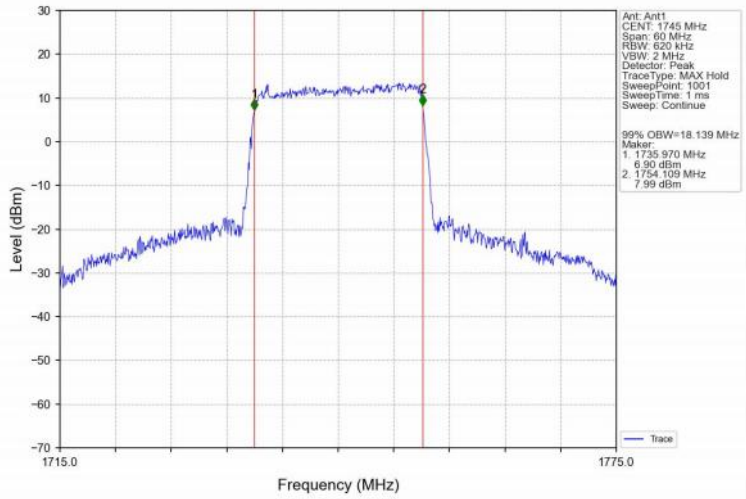

4.2.2 Band4_XDB

Band4_1.4MHz_QPSK_LCH_1710.7MHz_RB_6_0_NTNV

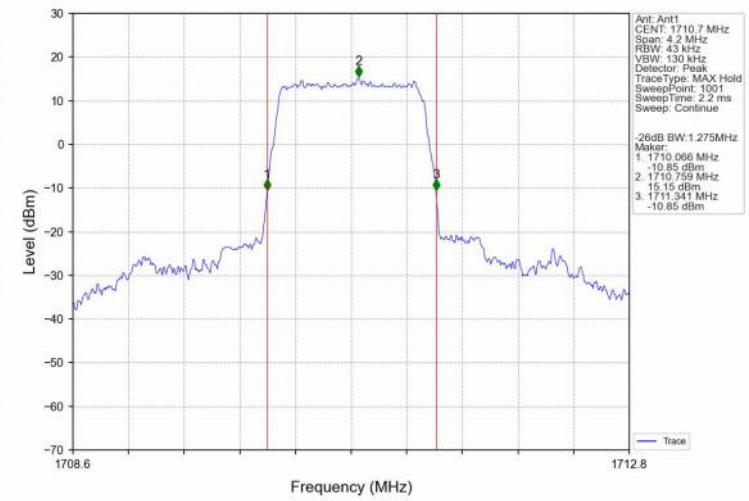

Band4_1.4MHz_QPSK_MCH_1732.5MHz_RB_6_0_NTNV

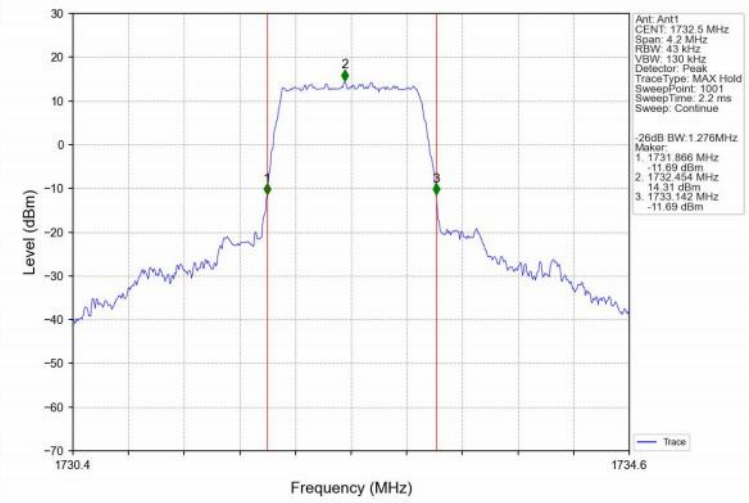

Band4_1.4MHz_QPSK_HCH_1754.3MHz_RB_6_0_NTNV

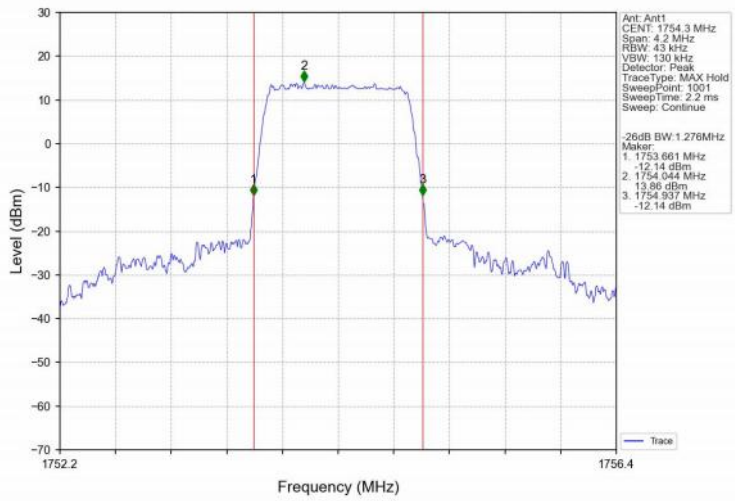

Band4_1.4MHz_16QAM_LCH_1710.7MHz_RB_6_0_NTNV

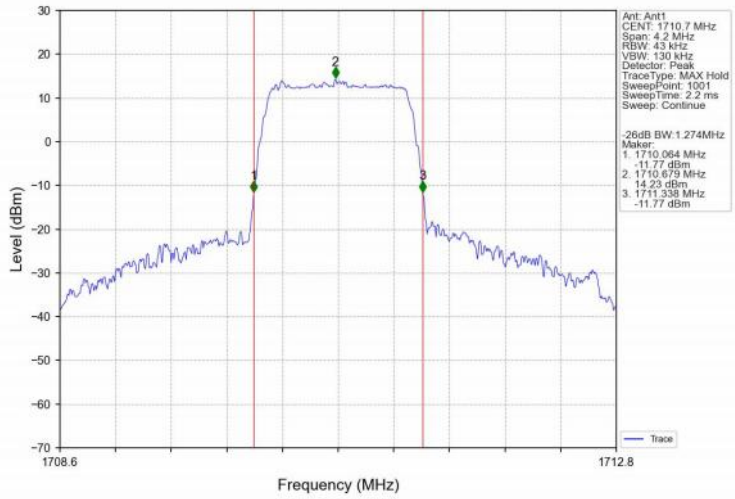

Band4_1.4MHz_16QAM_MCH_1732.5MHz_RB_6_0_NTNV

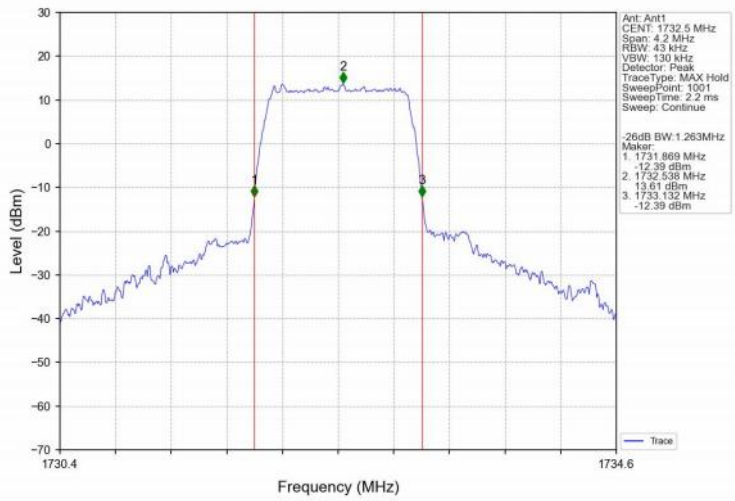

Band4_1.4MHz_16QAM_HCH_1754.3MHz_RB_6_0_NTNV

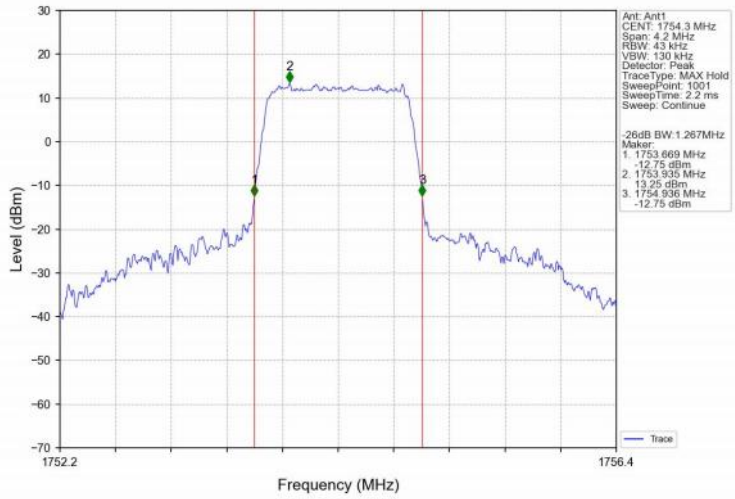

Band4_3MHz_QPSK_LCH_1711.5MHz_RB_15_0_NTNV

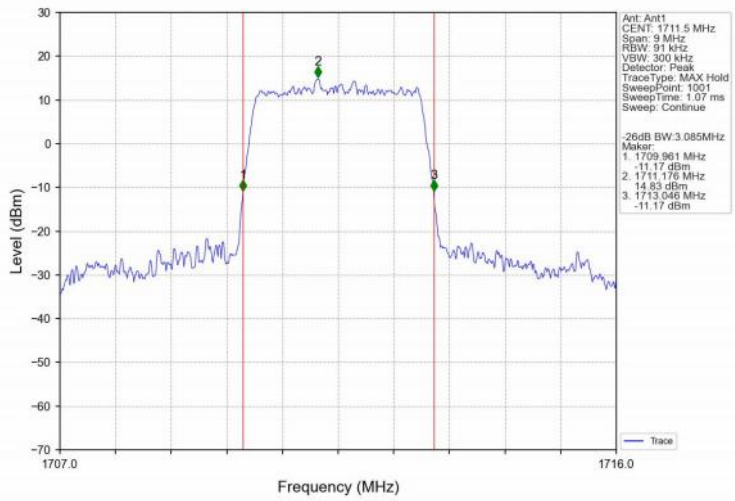

Band4_3MHz_QPSK_MCH_1732.5MHz_RB_15_0_NTNV

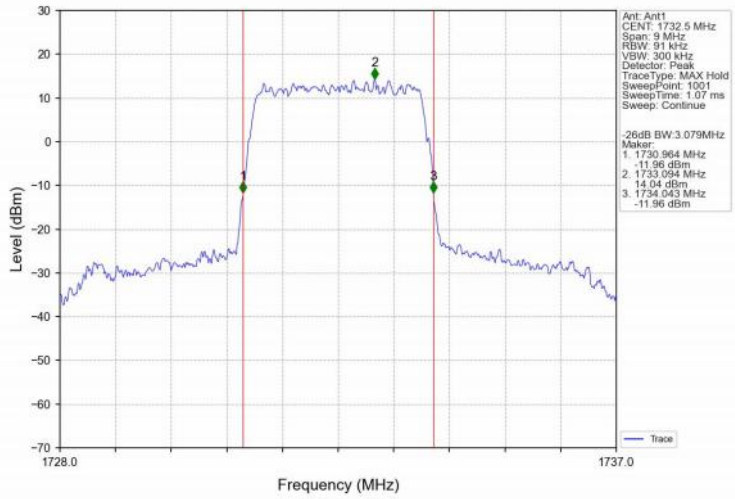

Band4_3MHz_QPSK_HCH_1753.5MHz_RB_15_0_NTNV

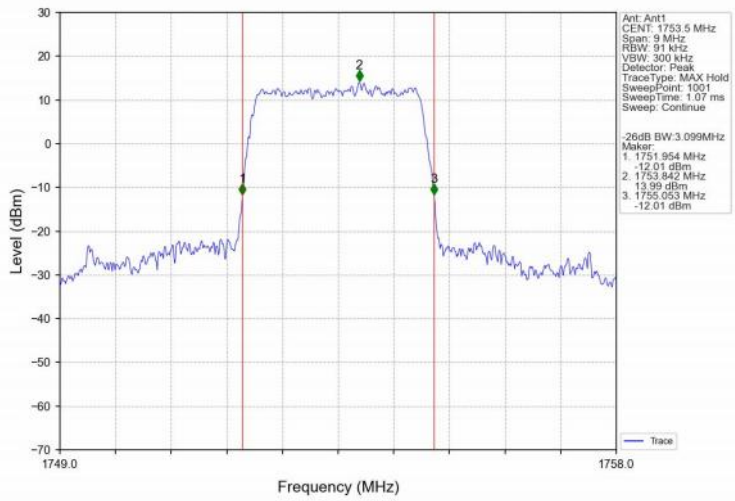

Band4_3MHz_16QAM_LCH_1711.5MHz_RB_15_0_NTNV

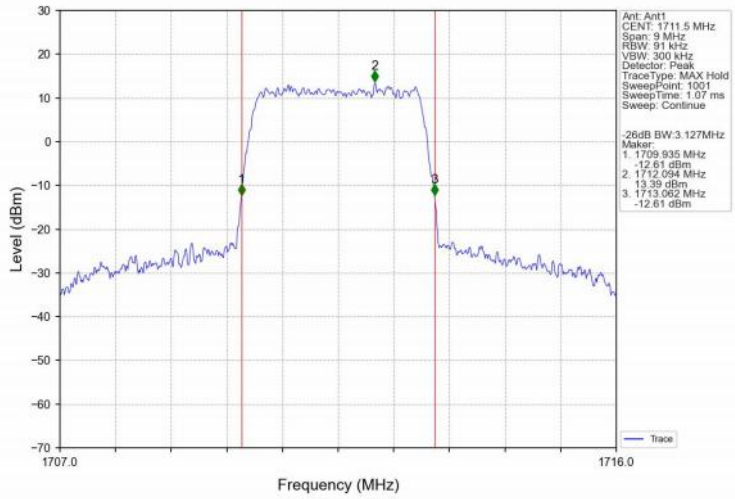

Band4_3MHz_16QAM_MCH_1732.5MHz_RB_15_0_NTNV

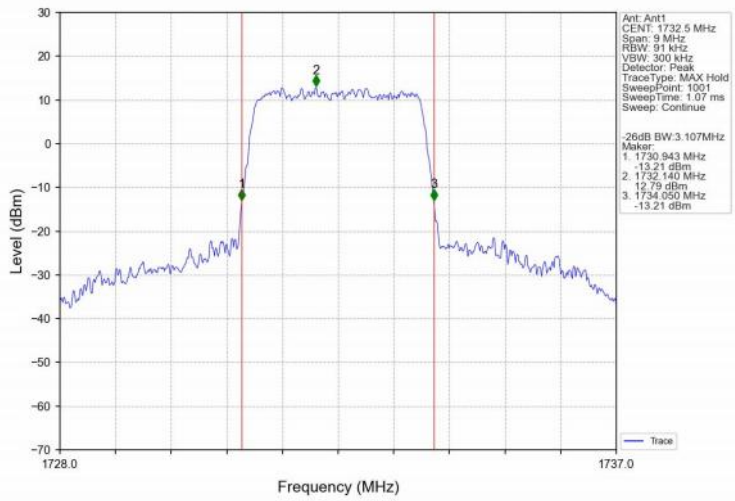

Band4_3MHz_16QAM_HCH_1753.5MHz_RB_15_0_NTNV

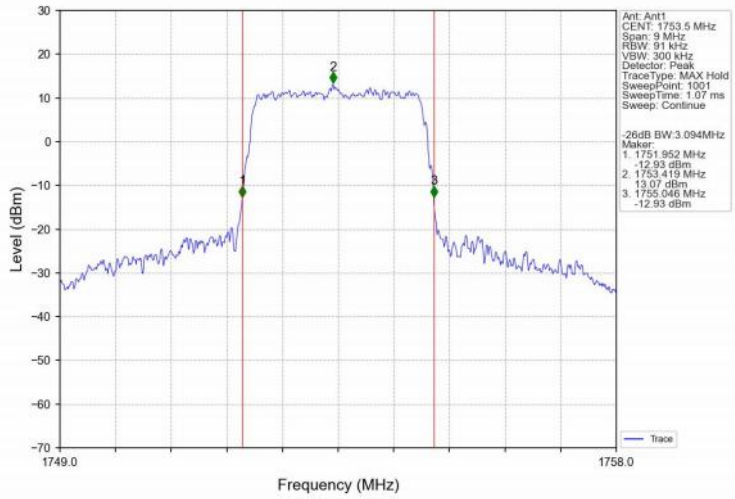

Band4_5MHz_QPSK_LCH_1712.5MHz_RB_25_0_NTNV

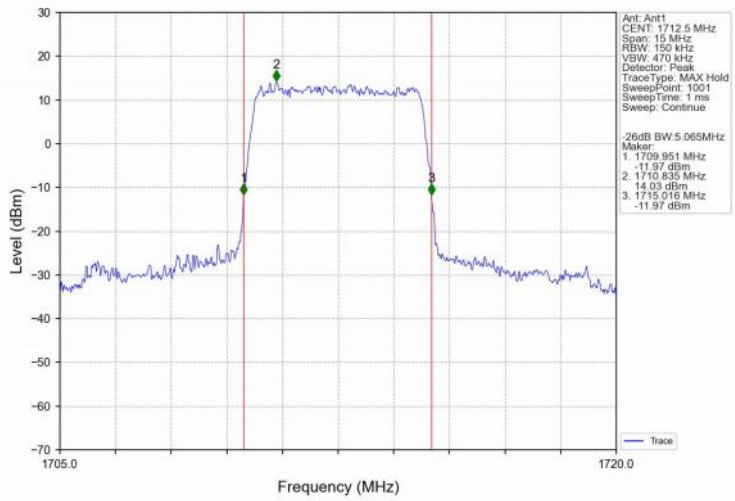

Band4_5MHz_QPSK_MCH_1732.5MHz_RB_25_0_NTNV

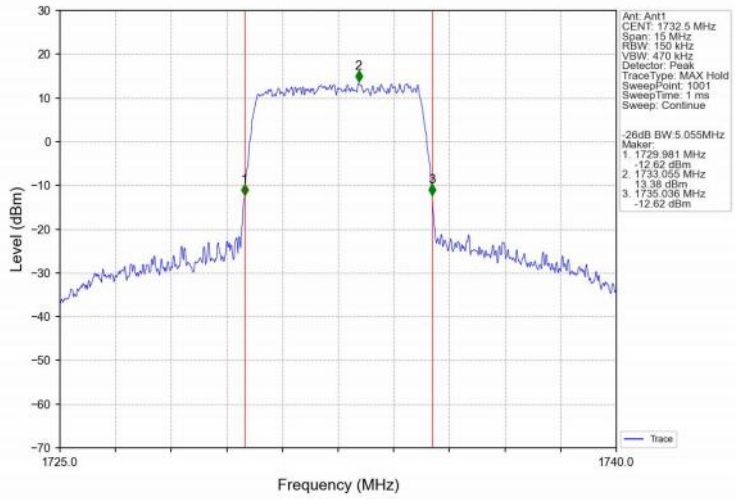

Band4_5MHz_QPSK_HCH_1752.5MHz_RB_25_0_NTNV

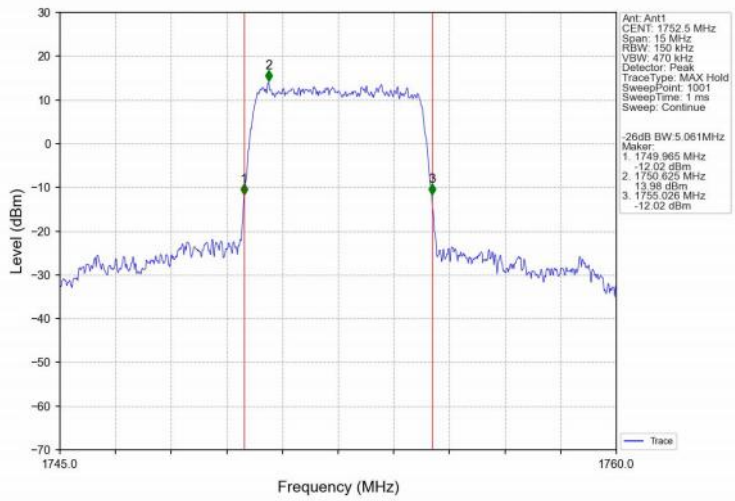

Band4_5MHz_16QAM_LCH_1712.5MHz_RB_25_0_NTNV

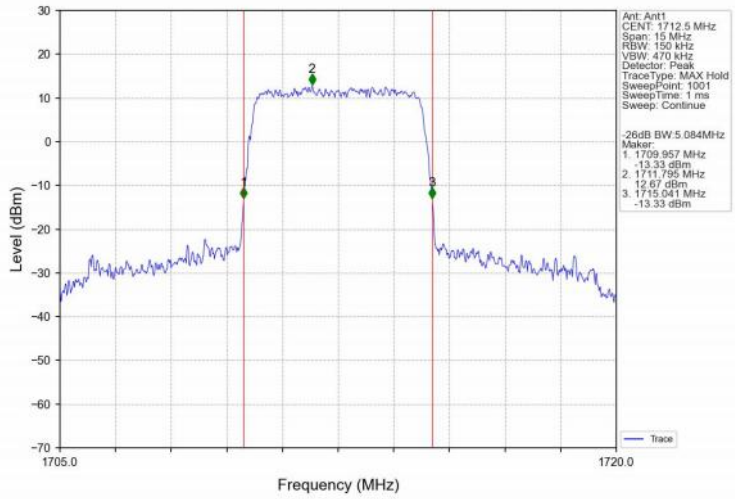

Band4_5MHz_16QAM_MCH_1732.5MHz_RB_25_0_NTNV

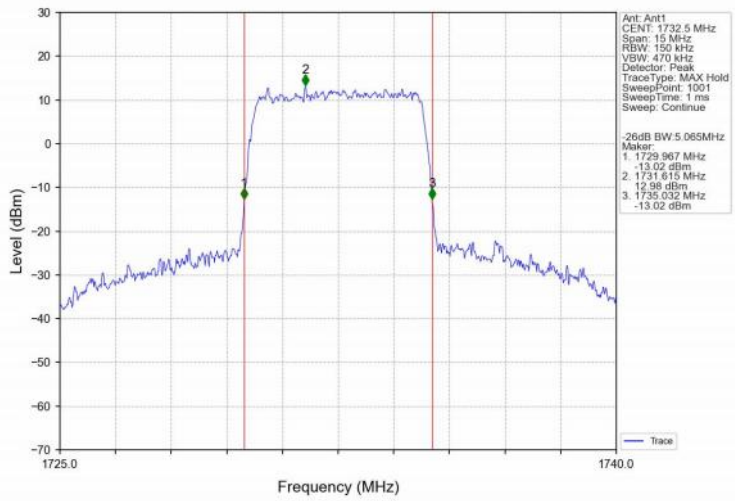

Band4_5MHz_16QAM_HCH_1752.5MHz_RB_25_0_NTNV

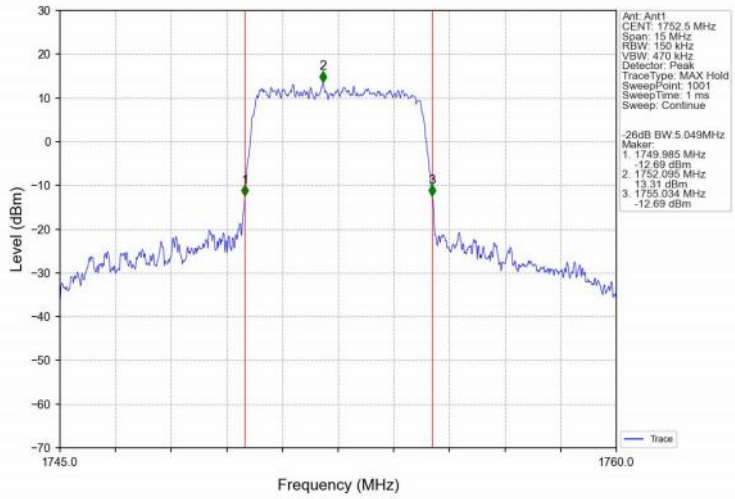

Band4_10MHz_QPSK_LCH_1715MHz_RB_50_0_NTNV

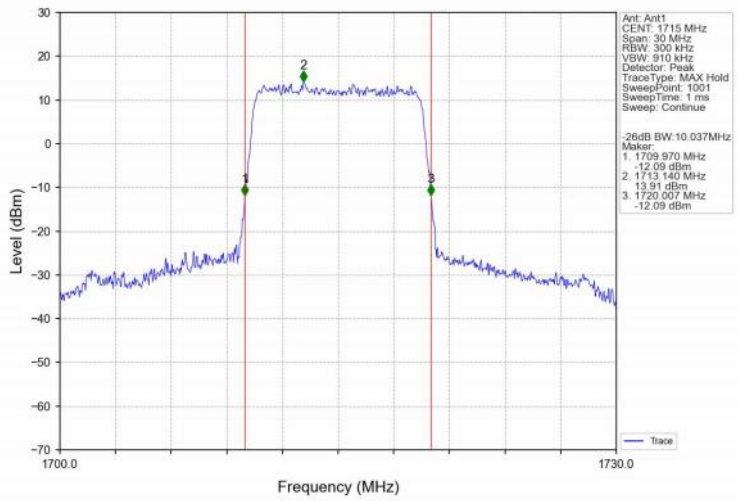

Band4_10MHz_QPSK_MCH_1732.5MHz_RB_50_0_NTNV

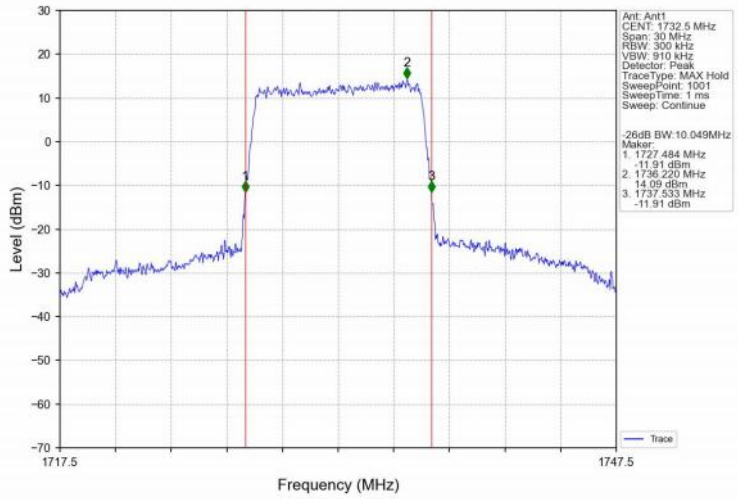

Band4_10MHz_QPSK_HCH_1750MHz_RB_50_0_NTNV

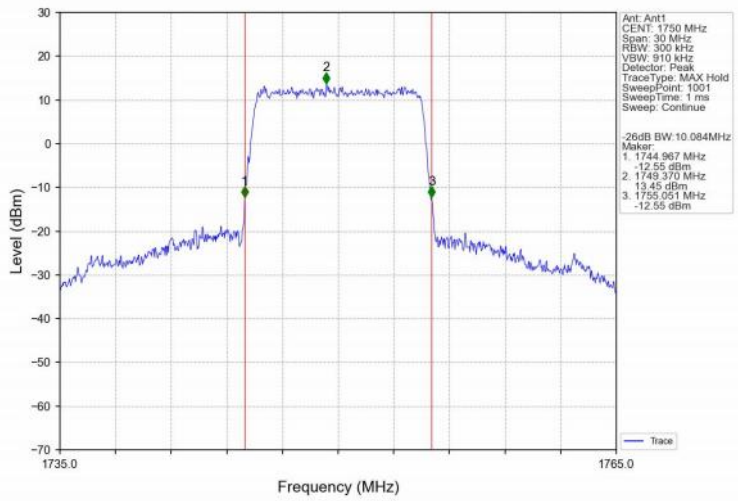

Band4_10MHz_16QAM_LCH_1715MHz_RB_50_0_NTNV

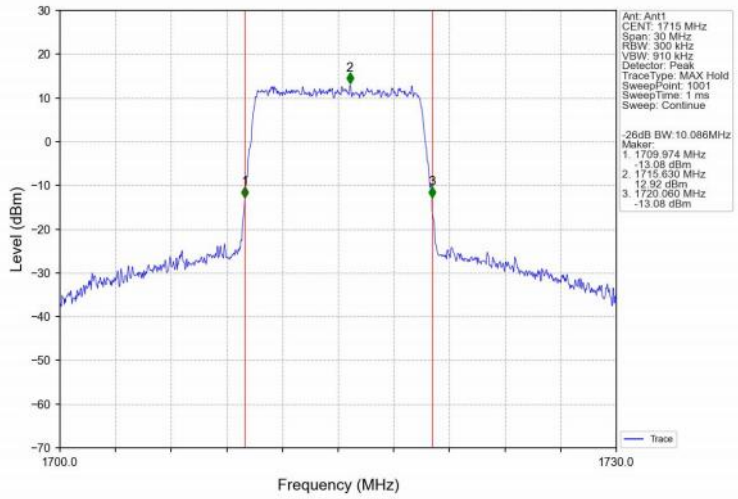

Band4_10MHz_16QAM_MCH_1732.5MHz_RB_50_0_NTNV

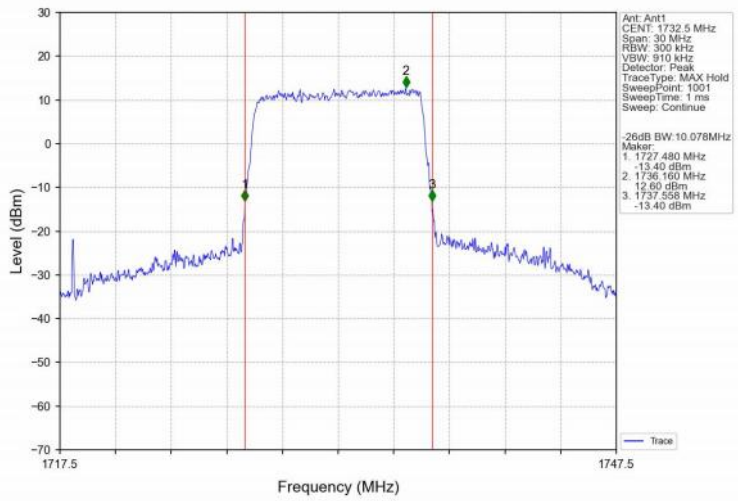

Band4_10MHz_16QAM_HCH_1750MHz_RB_50_0_NTNV

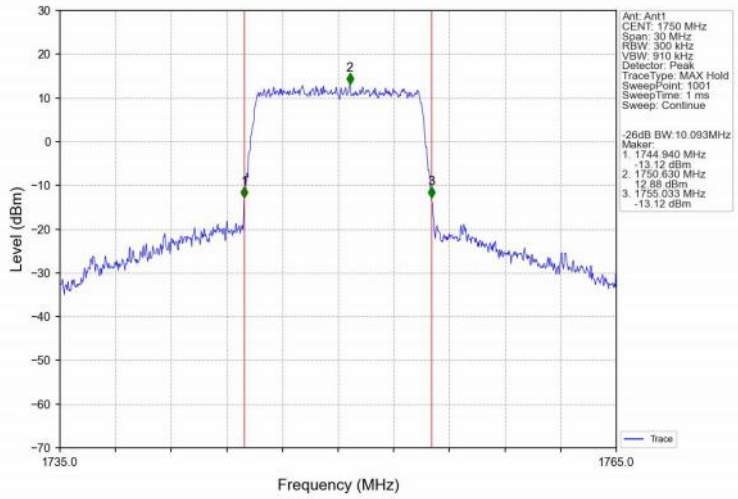

Band4_15MHz_QPSK_LCH_1717.5MHz_RB_75_0_NTNV

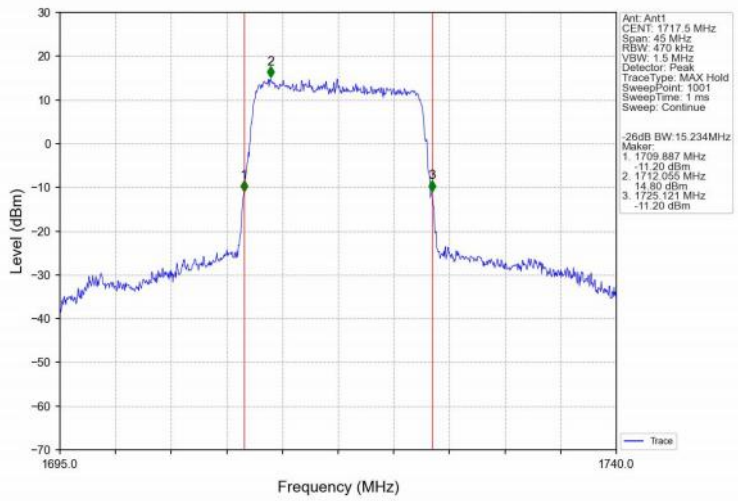

Band4_15MHz_QPSK_MCH_1732.5MHz_RB_75_0_NTNV

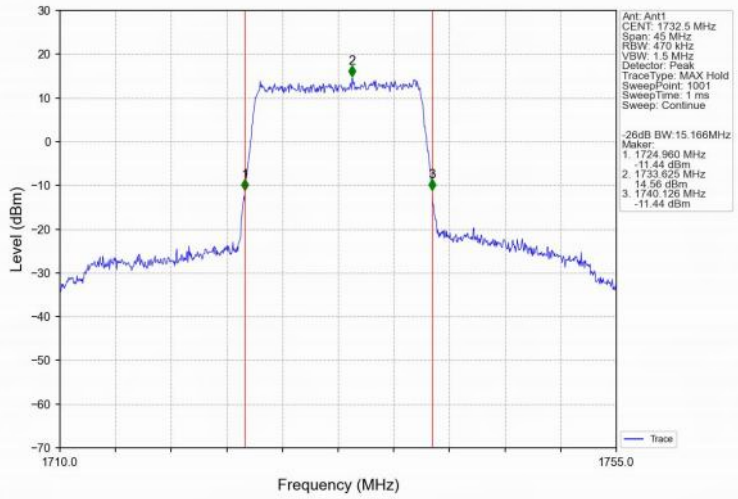

Band4_15MHz_QPSK_HCH_1747.5MHz_RB_75_0_NTNV

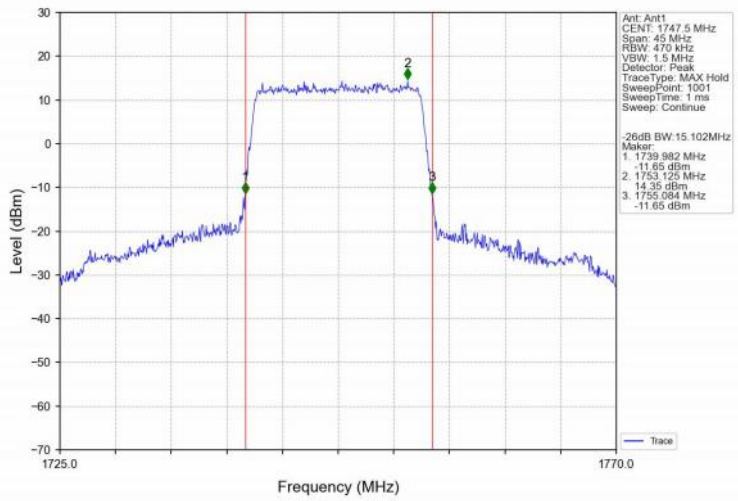

Band4_15MHz_16QAM_LCH_1717.5MHz_RB_75_0_NTNV

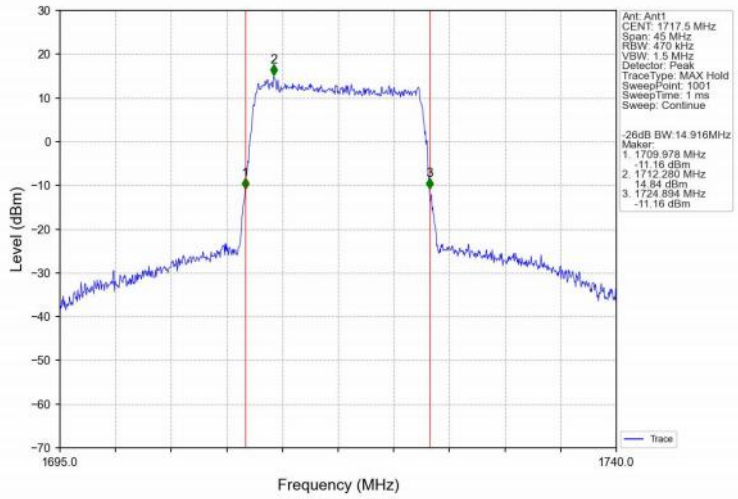

Band4_15MHz_16QAM_MCH_1732.5MHz_RB_75_0_NTNV

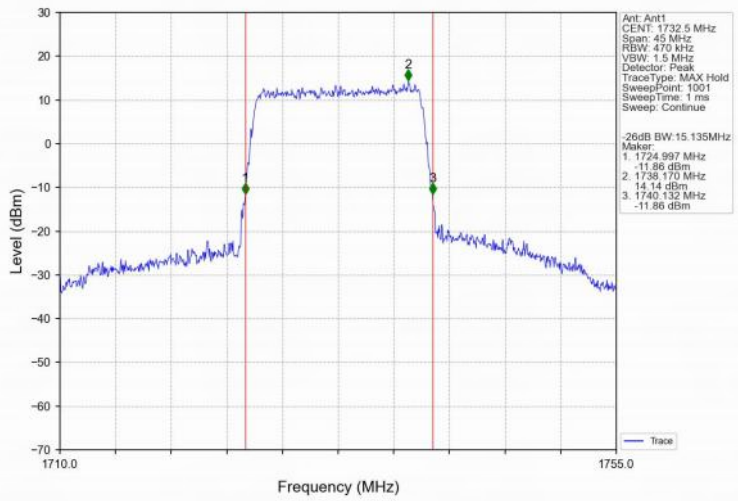

Band4_15MHz_16QAM_HCH_1747.5MHz_RB_75_0_NTNV

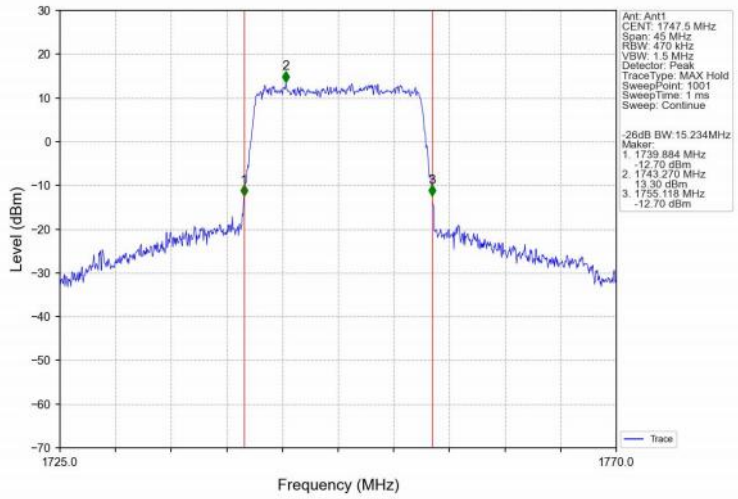

Band4_20MHz_QPSK_LCH_1720MHz_RB_100_0_NTNV

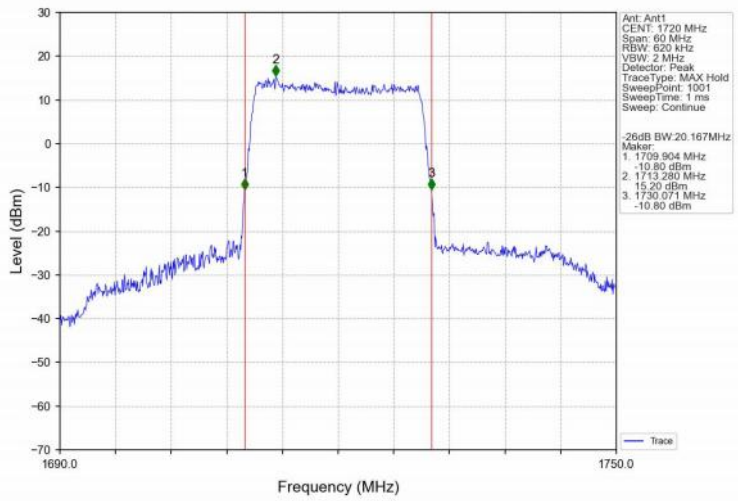

Band4_20MHz_QPSK_MCH_1732.5MHz_RB_100_0_NTNV

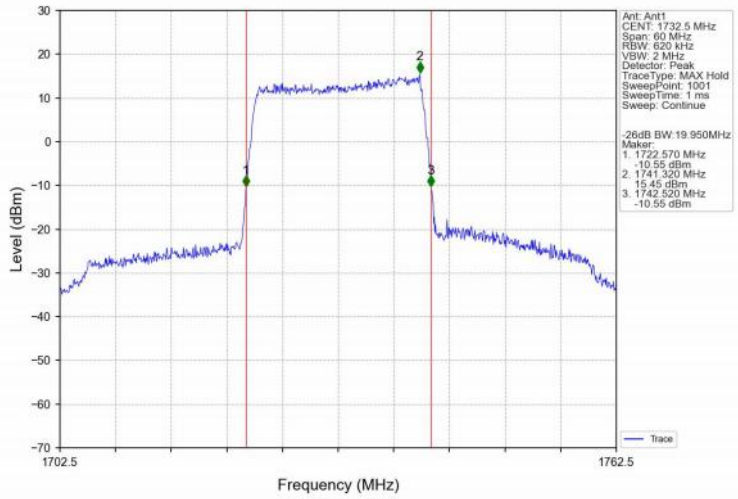

Band4_20MHz_QPSK_HCH_1745MHz_RB_100_0_NTNV

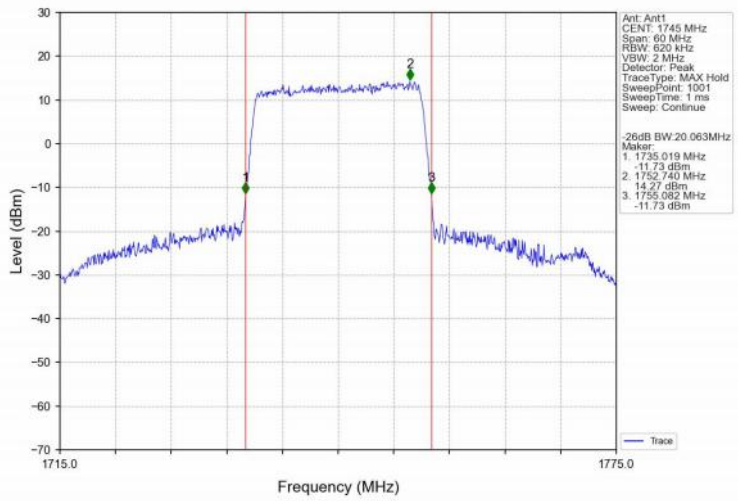

Band4_20MHz_16QAM_LCH_1720MHz_RB_100_0_NTNV

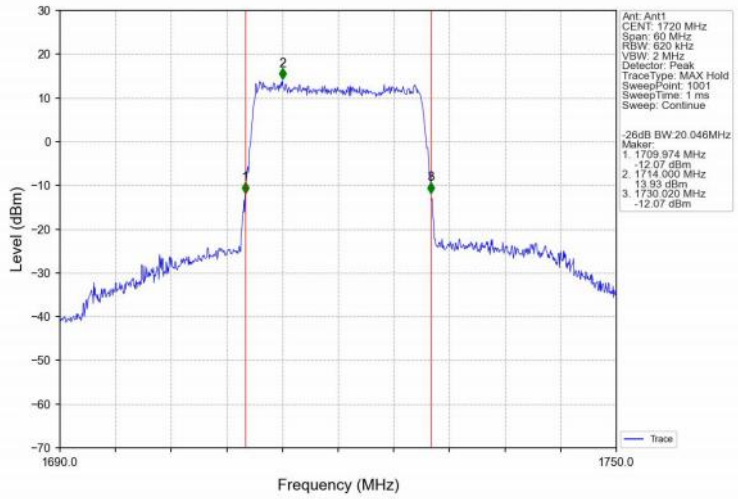

Band4_20MHz_16QAM_MCH_1732.5MHz_RB_100_0_NTNV

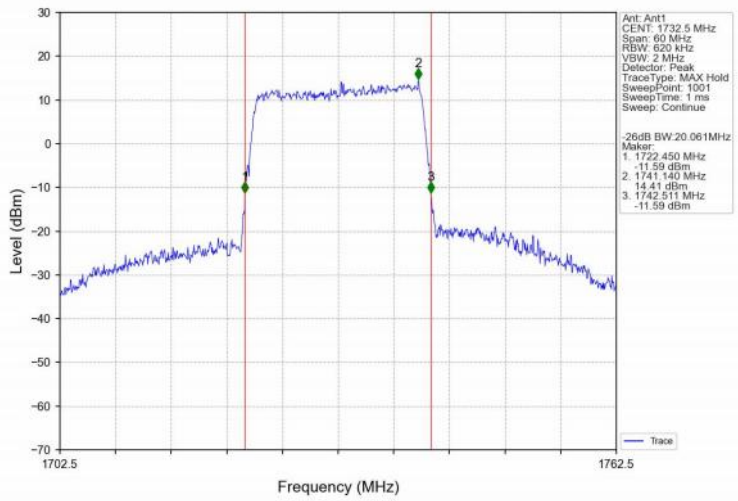

Band4_20MHz_16QAM_HCH_1745MHz_RB_100_0_NTNV

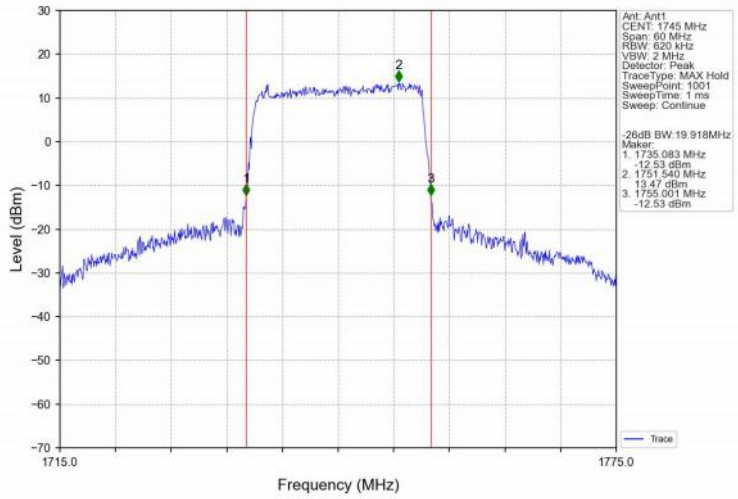

5. Peak-Average Ratio

5.1 Test Result

5.1.1 B4_1.4MHz

Band: 4 / Bandwidth: 1.4MHz / NTNV						
Modulation	Frequency (MHz)	RB Allocation		Peak-Average Ratio (dB)		Verdict
		Size	Offset	Result	Limit	
QPSK	1710.7	6	0	5.34	<=13	Pass
	1732.5	6	0	5.25	<=13	Pass
	1754.3	6	0	5.34	<=13	Pass
16QAM	1710.7	6	0	6.06	<=13	Pass
	1732.5	6	0	5.95	<=13	Pass
	1754.3	6	0	6.10	<=13	Pass

5.1.2 B4_3MHz

Band: 4 / Bandwidth: 3MHz / NTNV						
Modulation	Frequency (MHz)	RB Allocation		Peak-Average Ratio (dB)		Verdict
		Size	Offset	Result	Limit	
QPSK	1711.5	15	0	5.50	<=13	Pass
	1732.5	15	0	5.17	<=13	Pass
	1753.5	15	0	5.34	<=13	Pass
16QAM	1711.5	15	0	6.29	<=13	Pass
	1732.5	15	0	6.00	<=13	Pass
	1753.5	15	0	6.18	<=13	Pass

5.1.3 B4_5MHz

Band: 4 / Bandwidth: 5MHz / NTNV						
Modulation	Frequency (MHz)	RB Allocation		Peak-Average Ratio (dB)		Verdict
		Size	Offset	Result	Limit	
QPSK	1712.5	25	0	5.59	<=13	Pass
	1732.5	25	0	5.34	<=13	Pass
	1752.5	25	0	5.39	<=13	Pass
16QAM	1712.5	25	0	6.37	<=13	Pass
	1732.5	25	0	6.09	<=13	Pass
	1752.5	25	0	6.06	<=13	Pass

5.1.4 B4_10MHz

Band: 4 / Bandwidth: 10MHz / NTNV						
Modulation	Frequency (MHz)	RB Allocation		Peak-Average Ratio (dB)		Verdict
		Size	Offset	Result	Limit	
QPSK	1715	50	0	5.72	<=13	Pass
	1732.5	50	0	5.35	<=13	Pass
	1750	50	0	5.19	<=13	Pass
16QAM	1715	50	0	6.50	<=13	Pass
	1732.5	50	0	6.12	<=13	Pass
	1750	50	0	5.87	<=13	Pass

5.1.5 B4_15MHz

Band: 4 / Bandwidth: 15MHz / NTNV				
Modulation	Frequency	RB Allocation	Peak-Average Ratio (dB)	Verdict

	(MHz)	Size	Offset	Result	Limit	
QPSK	1717.5	75	0	4.83	<=13	Pass
	1732.5	75	0	4.85	<=13	Pass
	1747.5	75	0	4.86	<=13	Pass
16QAM	1717.5	75	0	6.29	<=13	Pass
	1732.5	75	0	6.12	<=13	Pass
	1747.5	75	0	6.10	<=13	Pass

5.1.6 B4_20MHz

Band: 4 / Bandwidth: 20MHz / NTNV						
Modulation	Frequency (MHz)	RB Allocation		Peak-Average Ratio (dB)		Verdict
		Size	Offset	Result	Limit	
QPSK	1720	100	0	5.66	<=13	Pass
	1732.5	100	0	5.66	<=13	Pass
	1745	100	0	5.59	<=13	Pass
16QAM	1720	100	0	6.77	<=13	Pass
	1732.5	100	0	6.76	<=13	Pass
	1745	100	0	6.67	<=13	Pass

Total or partial reproduction of this document without permission of the Laboratory is not allowed.

BTF Testing Lab (Shenzhen) Co., Ltd.
101/201/301, Building 1, Block 2, Tantou Industrial Park,Tantou Community, Songgang Subdistrict, Bao'an District, Shenzhen, China
Email: info@btf-lab.com Tel: +86-755-23146130 http://www.btf-lab.com

5.2 Test Graph

5.2.1 B4_1.4MHz

Band4_1.4MHz_QPSK_LCH_1710.7MHz_RB_6_0_NTNV

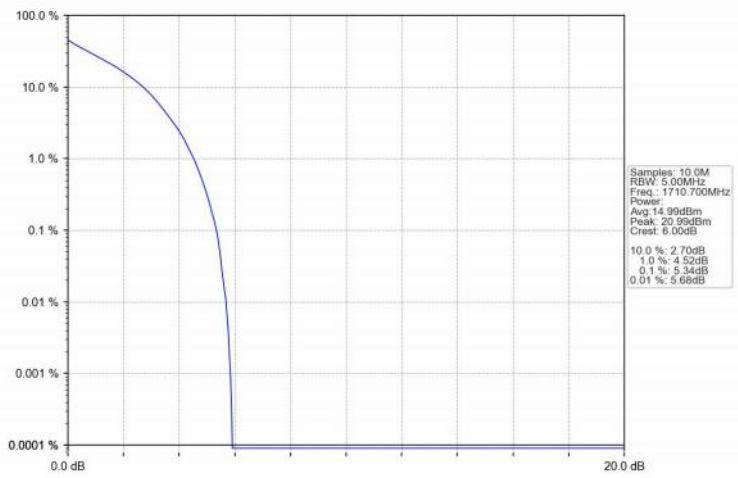

Band4_1.4MHz_QPSK_MCH_1732.5MHz_RB_6_0_NTNV

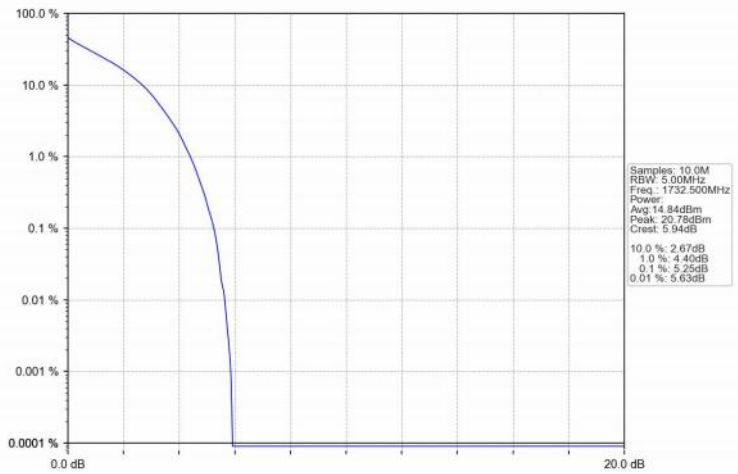

Band4_1.4MHz_QPSK_HCH_1754.3MHz_RB_6_0_NTNV

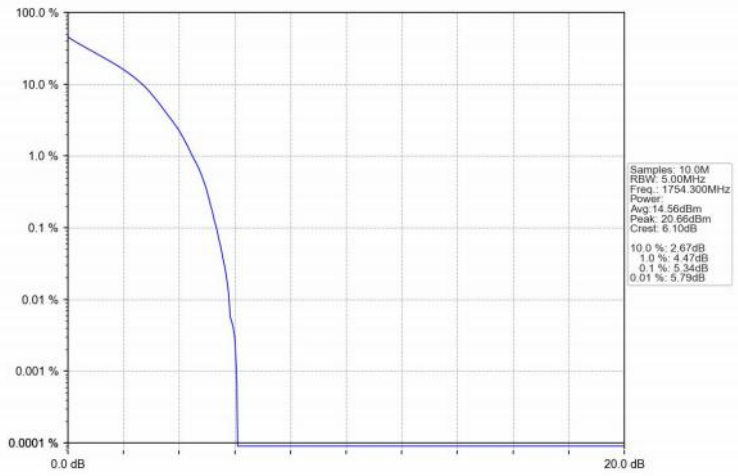

Band4_1.4MHz_16QAM_LCH_1710.7MHz_RB_6_0_NTNV

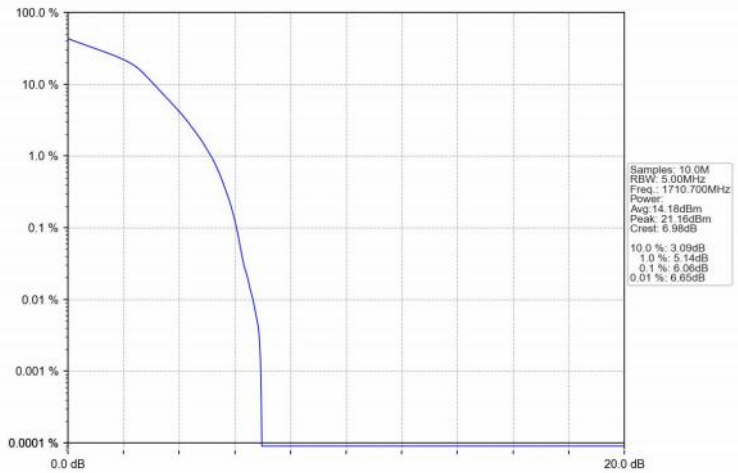

Band4_1.4MHz_16QAM_MCH_1732.5MHz_RB_6_0_NTNV

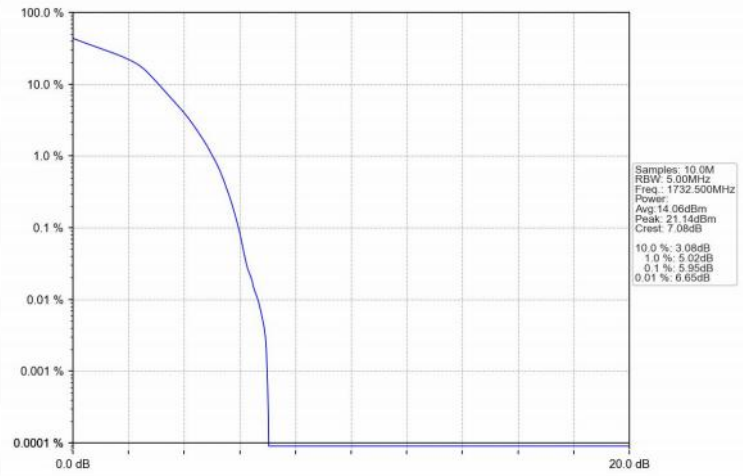

Band4_1.4MHz_16QAM_HCH_1754.3MHz_RB_6_0_NTNV

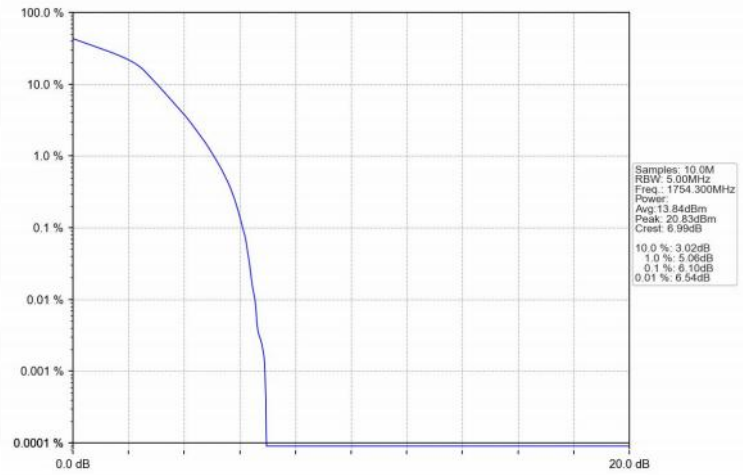

5.2.2 B4_3MHz

Band4_3MHz_QPSK_LCH_1711.5MHz_RB_15_0_NTNV
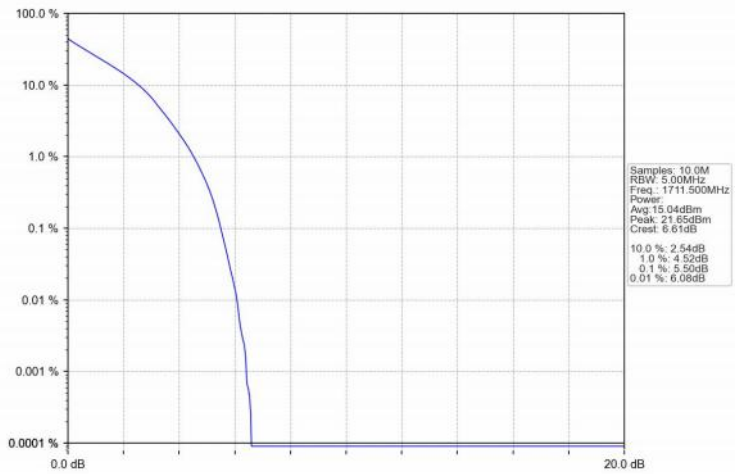

Band4_3MHz_QPSK_MCH_1732.5MHz_RB_15_0_NTNV
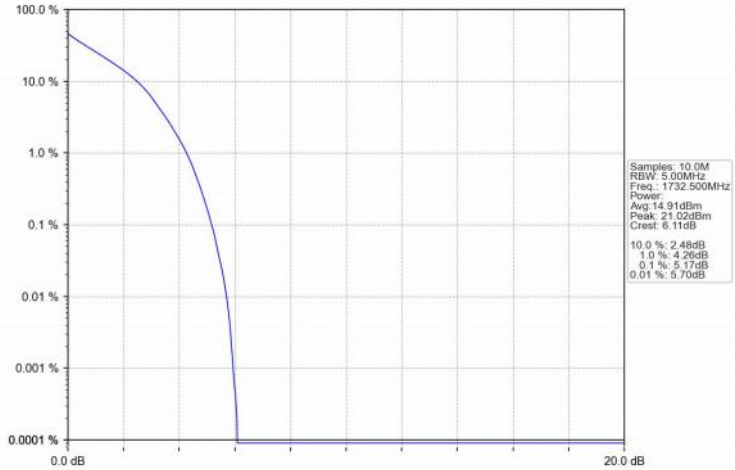

Band4_3MHz_QPSK_HCH_1753.5MHz_RB_15_0_NTNV

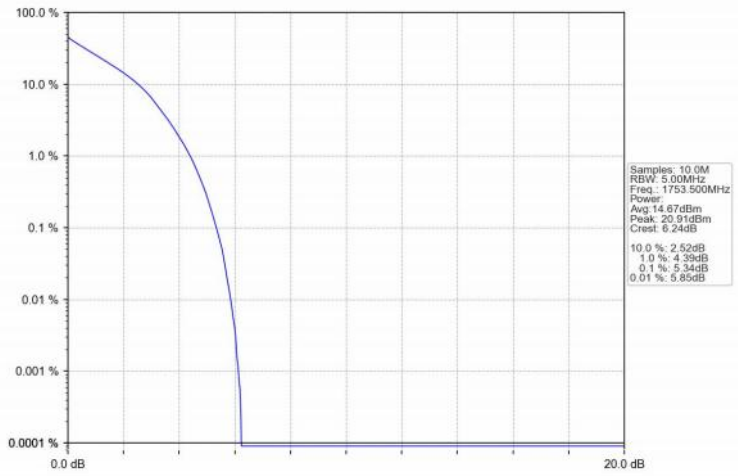

Band4_3MHz_16QAM_LCH_1711.5MHz_RB_15_0_NTNV

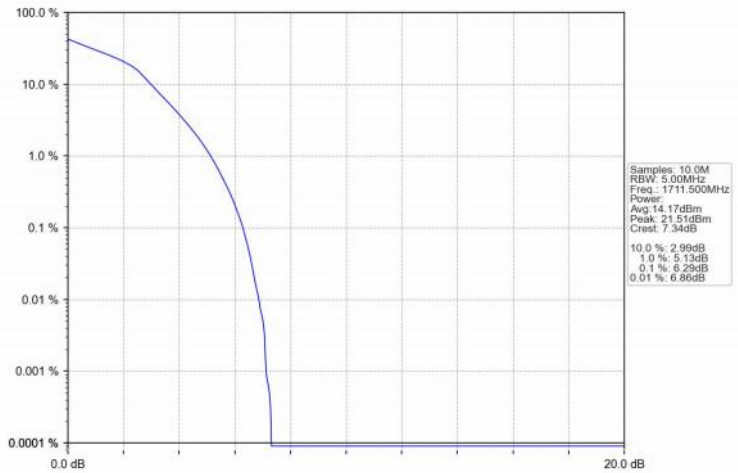

Band4_3MHz_16QAM_MCH_1732.5MHz_RB_15_0_NTNV

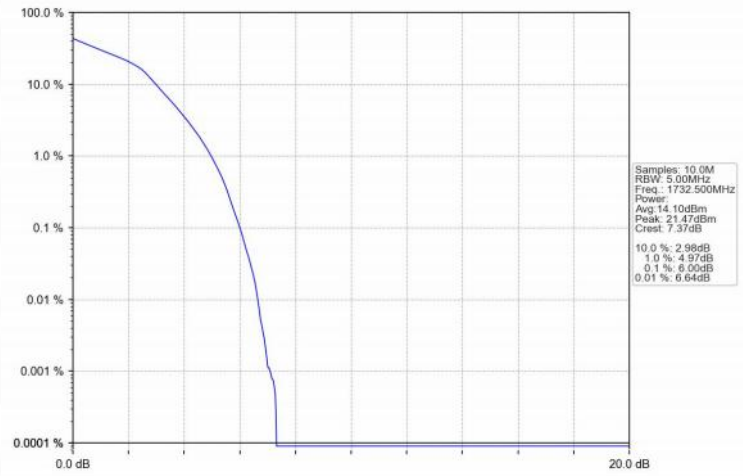

Band4_3MHz_16QAM_HCH_1753.5MHz_RB_15_0_NTNV

5.2.3 B4_5MHz

Band4_5MHz_QPSK_LCH_1712.5MHz_RB_25_0_NTNV
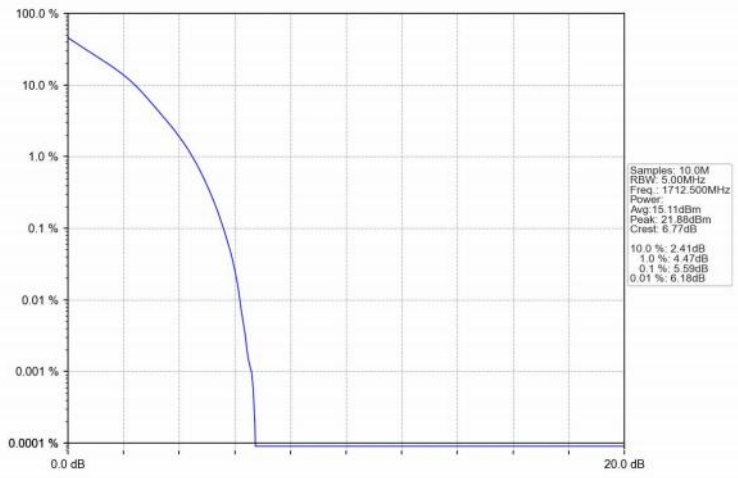

Band4_5MHz_QPSK_MCH_1732.5MHz_RB_25_0_NTNV
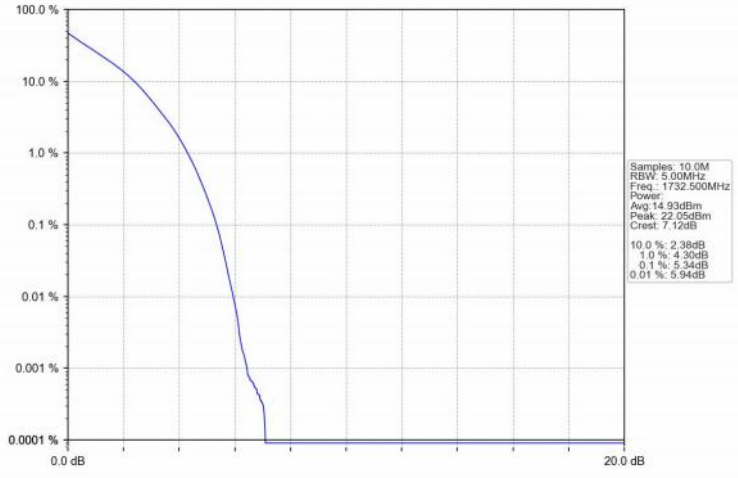

Band4_5MHz_QPSK_HCH_1752.5MHz_RB_25_0_NTNV

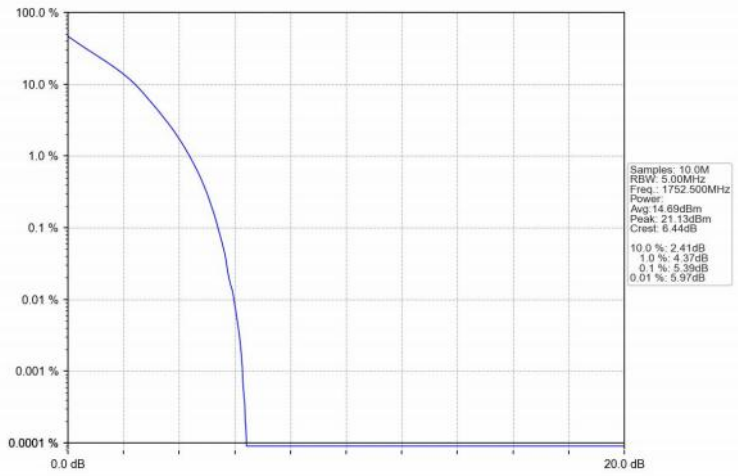

Band4_5MHz_16QAM_LCH_1712.5MHz_RB_25_0_NTNV

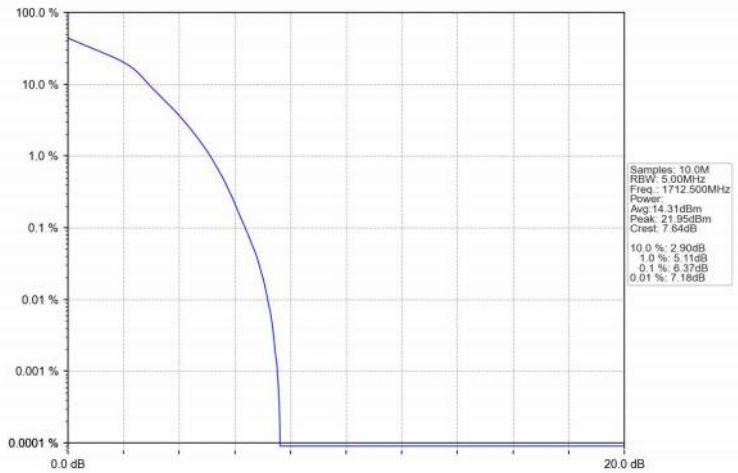

Band4_5MHz_16QAM_MCH_1732.5MHz_RB_25_0_NTNV

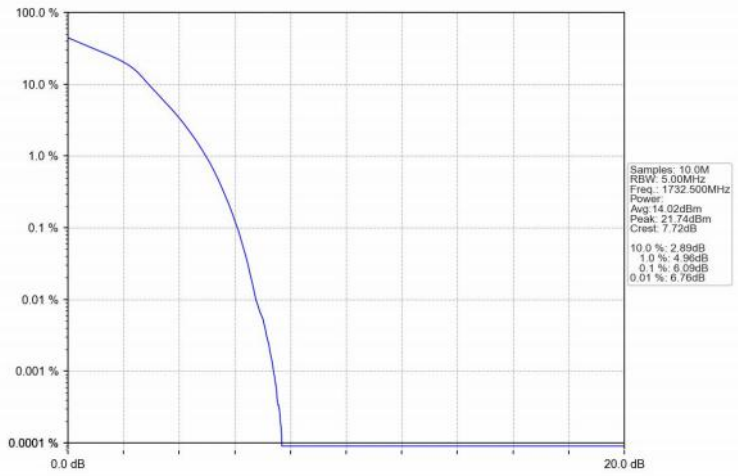

Band4_5MHz_16QAM_HCH_1752.5MHz_RB_25_0_NTNV

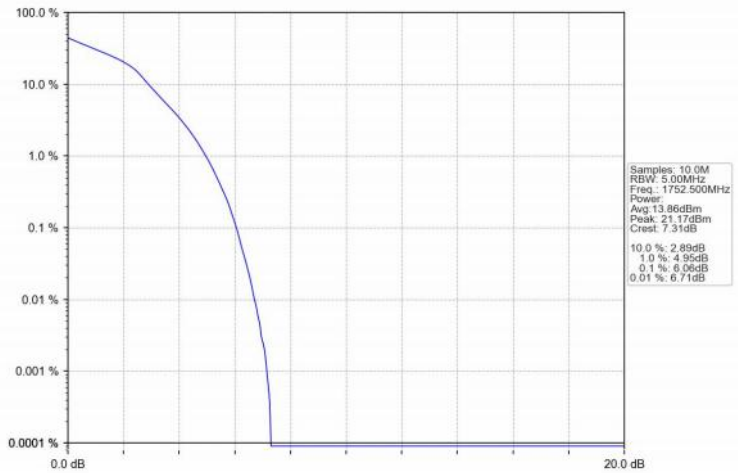

5.2.4 B4_10MHz

Band4_10MHz_QPSK_LCH_1715MHz_RB_50_0_NTNV
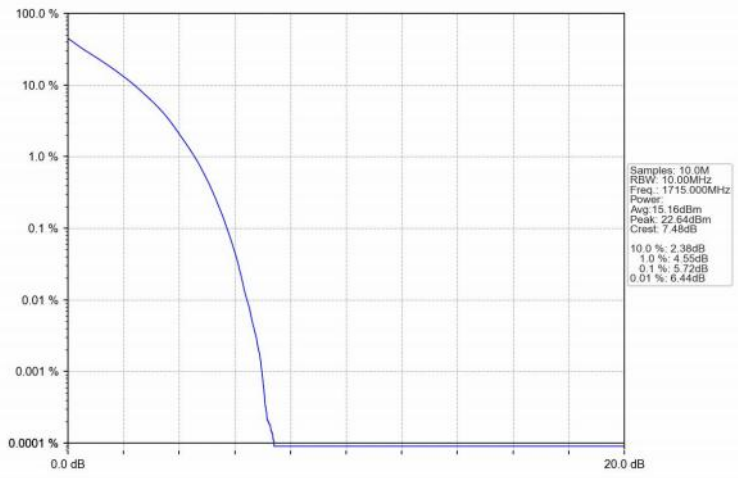

Band4_10MHz_QPSK_MCH_1732.5MHz_RB_50_0_NTNV
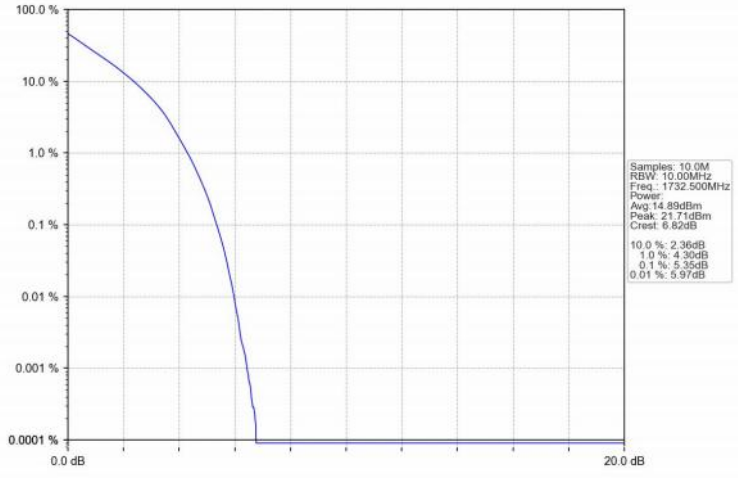

Band4_10MHz_QPSK_HCH_1750MHz_RB_50_0_NTNV
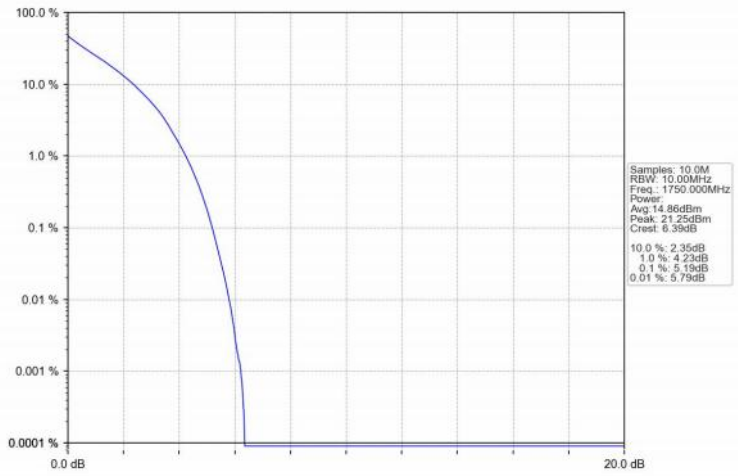

Band4_10MHz_16QAM_LCH_1715MHz_RB_50_0_NTNV
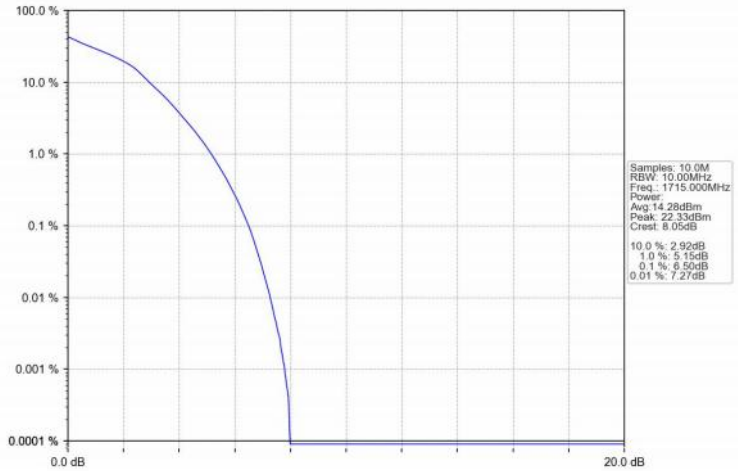

Band4_10MHz_16QAM_MCH_1732.5MHz_RB_50_0_NTNV

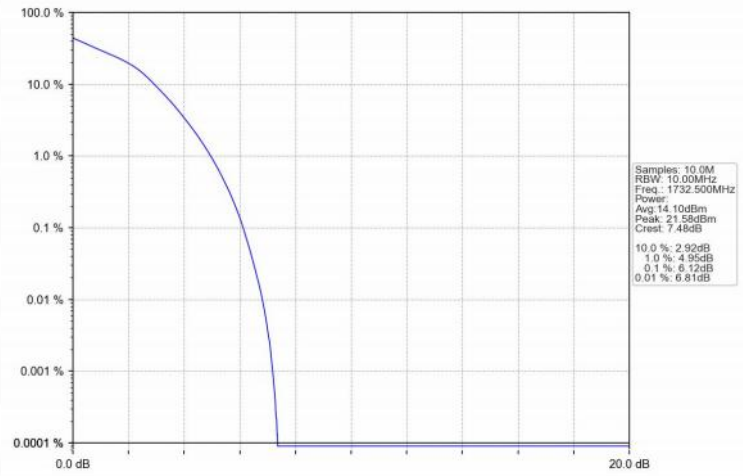

Band4_10MHz_16QAM_HCH_1750MHz_RB_50_0_NTNV

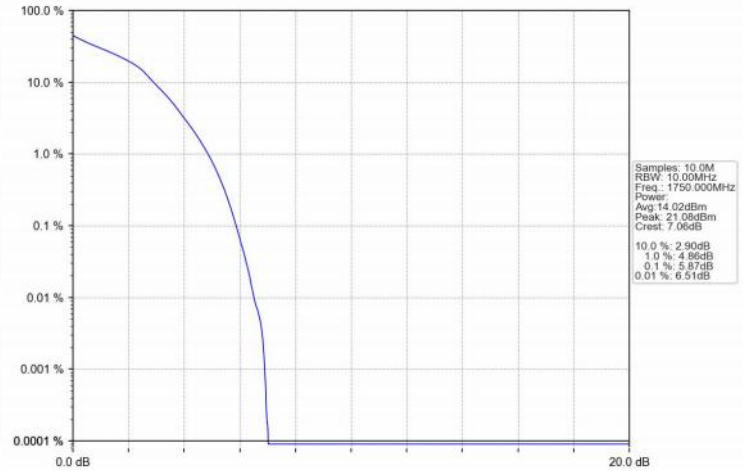

5.2.5 B4_15MHz

Band4_15MHz_QPSK_LCH_1717.5MHz_RB_75_0_NTNV

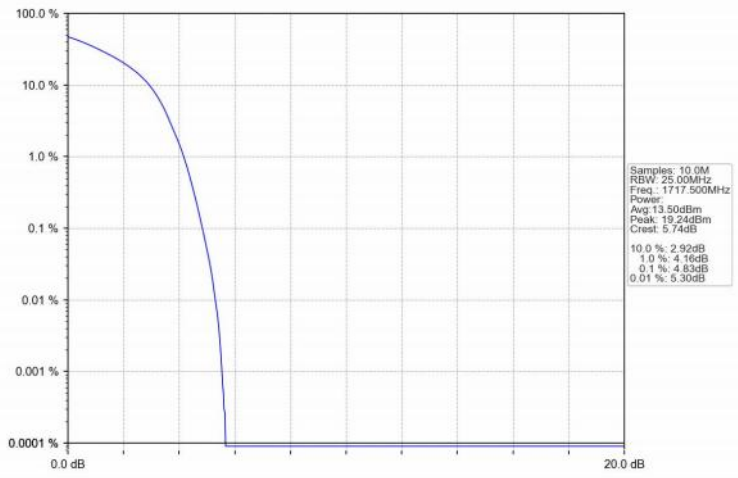

Band4_15MHz_QPSK_MCH_1732.5MHz_RB_75_0_NTNV

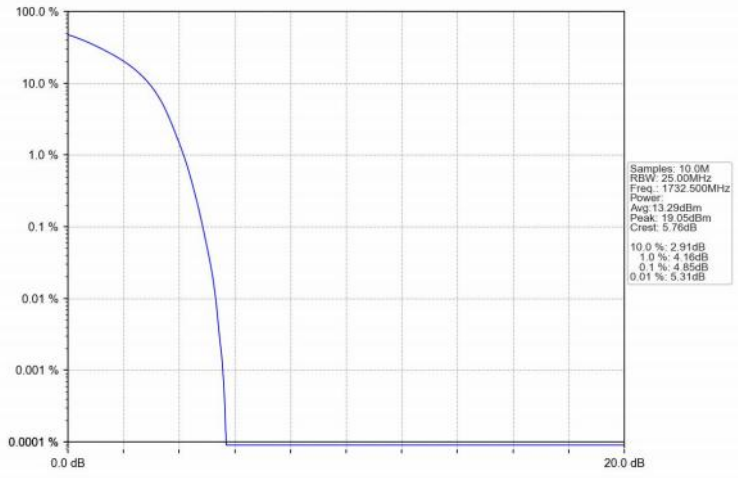

Band4_15MHz_QPSK_HCH_1747.5MHz_RB_75_0_NTNV
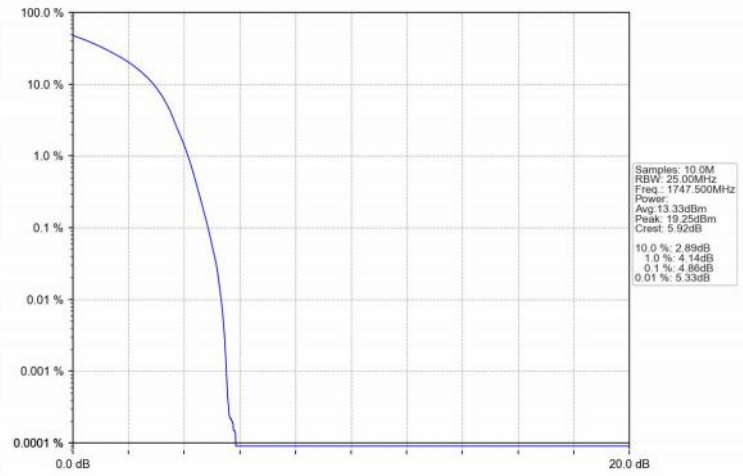

Band4_15MHz_16QAM_LCH_1717.5MHz_RB_75_0_NTNV
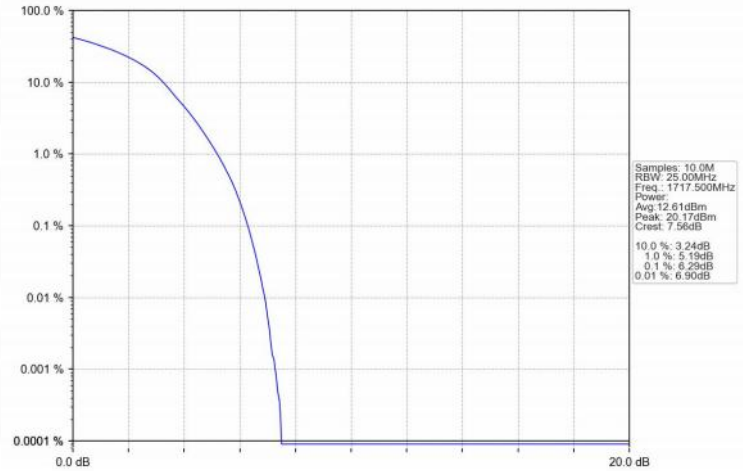

Band4_15MHz_16QAM_MCH_1732.5MHz_RB_75_0_NTNV

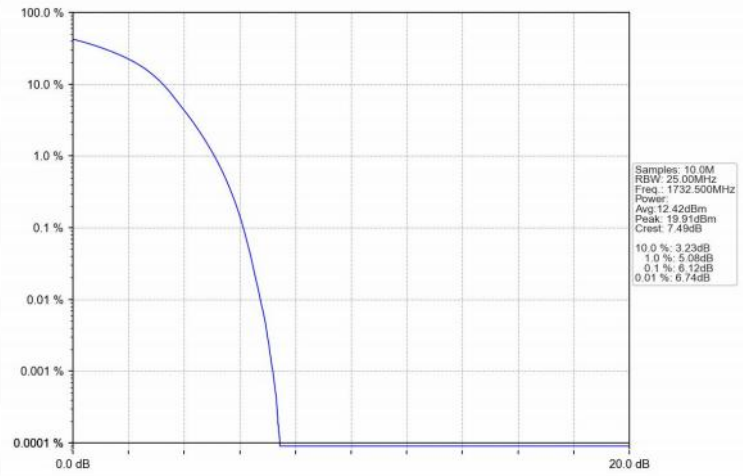

Band4_15MHz_16QAM_HCH_1747.5MHz_RB_75_0_NTNV

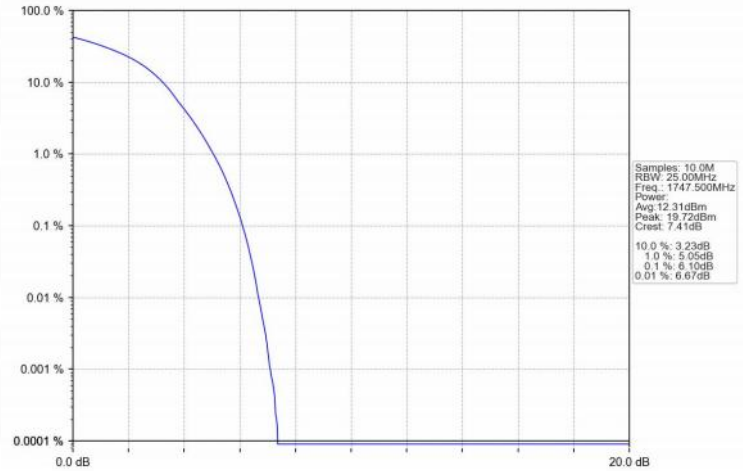

5.2.6 B4_20MHz

Band4_20MHz_QPSK_LCH_1720MHz_RB_100_0_NTNV
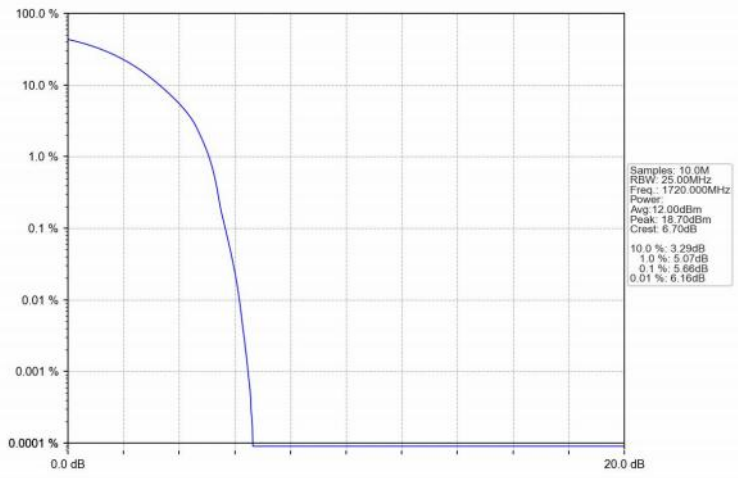

Band4_20MHz_QPSK_MCH_1732.5MHz_RB_100_0_NTNV
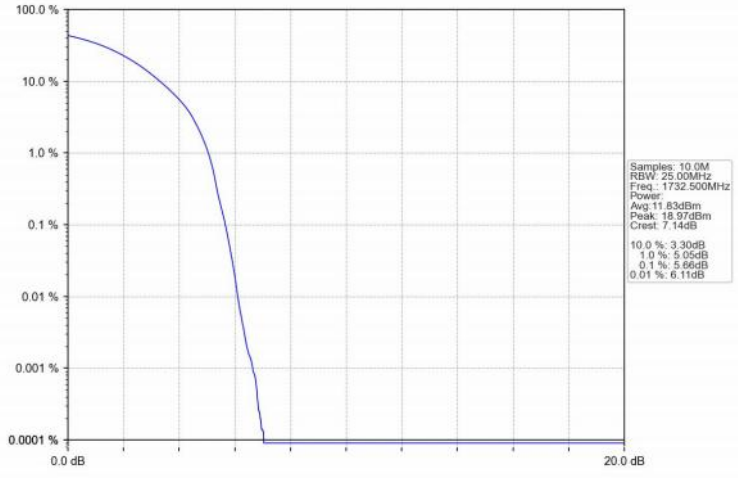

Band4_20MHz_QPSK_HCH_1745MHz_RB_100_0_NTNV
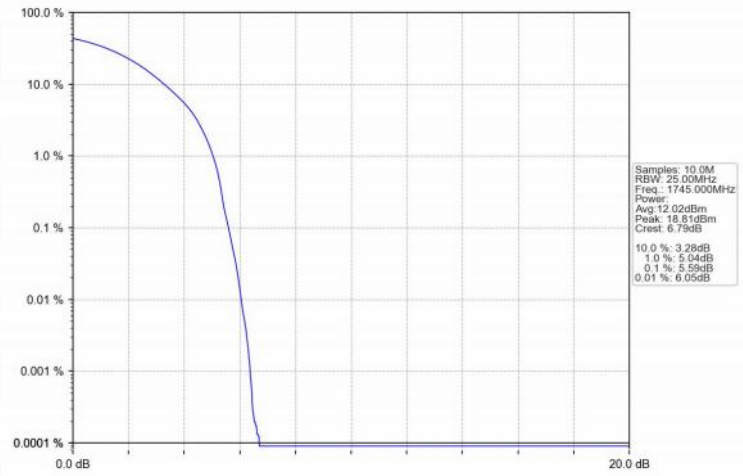

Band4_20MHz_16QAM_LCH_1720MHz_RB_100_0_NTNV
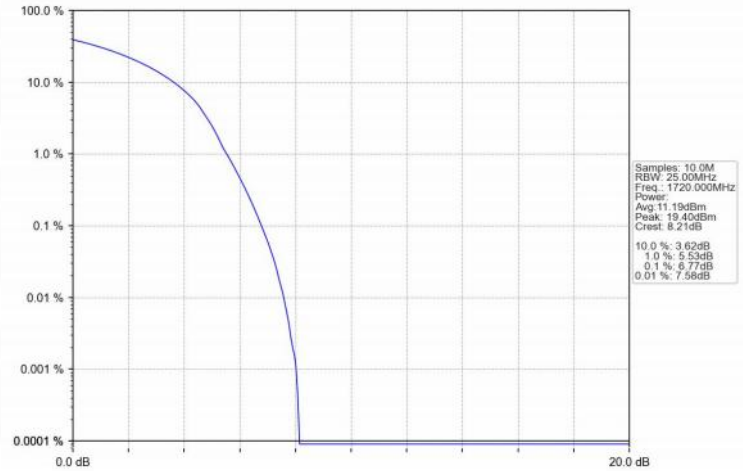

Band4_20MHz_16QAM_MCH_1732.5MHz_RB_100_0_NTNV

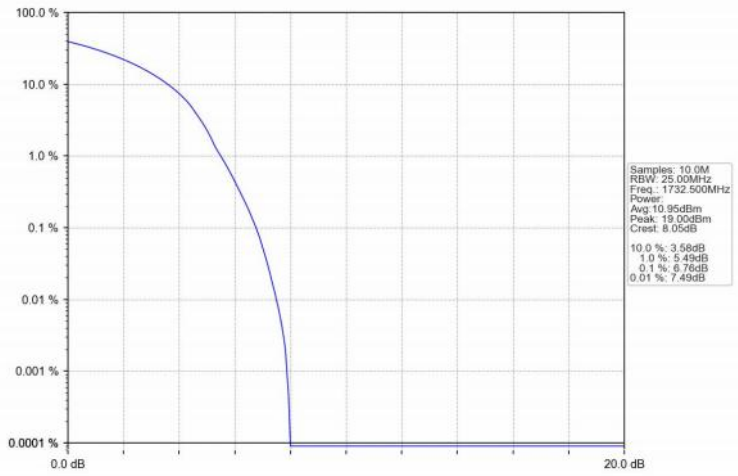

Band4_20MHz_16QAM_HCH_1745MHz_RB_100_0_NTNV

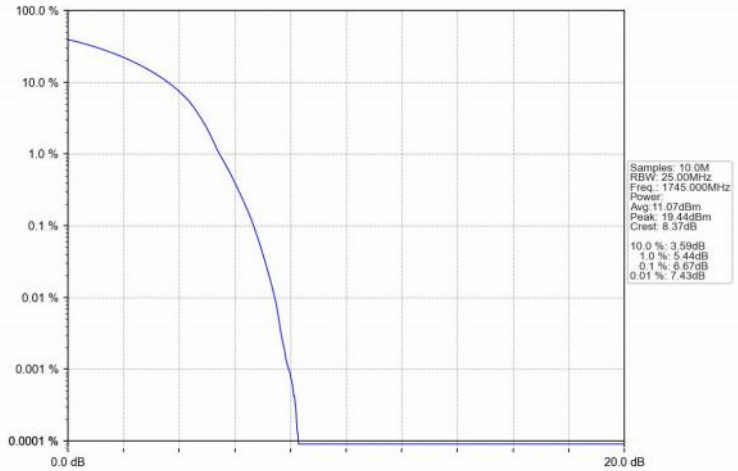

6. Spurious Emission

6.1 Test Result

6.1.1 B4_1.4MHz

Band: 4 / Bandwidth: 1.4MHz / NTNV						
Modulation	Frequency (MHz)	RB Allocation		Spurious Emission		Verdict
		Size	Offset	Result	Limit	
QPSK	1710.7	1	0	Refer To Test Graph		Pass
		6	0	Refer To Test Graph		Pass
	1732.5	1	0	Refer To Test Graph		Pass
	1754.3	1	0	Refer To Test Graph		Pass
			5	Refer To Test Graph		Pass
		6	0	Refer To Test Graph		Pass
16QAM	1710.7	1	0	Refer To Test Graph		Pass
		6	0	Refer To Test Graph		Pass
	1732.5	1	0	Refer To Test Graph		Pass
	1754.3	1	0	Refer To Test Graph		Pass
			5	Refer To Test Graph		Pass
		6	0	Refer To Test Graph		Pass

6.1.2 B4_3MHz

Band: 4 / Bandwidth: 3MHz / NTNV						
Modulation	Frequency (MHz)	RB Allocation		Spurious Emission		Verdict
		Size	Offset	Result	Limit	
QPSK	1711.5	1	0	Refer To Test Graph		Pass
		15	0	Refer To Test Graph		Pass
	1732.5	1	0	Refer To Test Graph		Pass
	1753.5	1	0	Refer To Test Graph		Pass
			14	Refer To Test Graph		Pass
		15	0	Refer To Test Graph		Pass
16QAM	1711.5	1	0	Refer To Test Graph		Pass
		15	0	Refer To Test Graph		Pass
	1732.5	1	0	Refer To Test Graph		Pass
	1753.5	1	0	Refer To Test Graph		Pass
			14	Refer To Test Graph		Pass
		15	0	Refer To Test Graph		Pass

6.1.3 B4_5MHz

Band: 4 / Bandwidth: 5MHz / NTNV						
Modulation	Frequency (MHz)	RB Allocation		Spurious Emission		Verdict
		Size	Offset	Result	Limit	
QPSK	1712.5	1	0	Refer To Test Graph		Pass
		25	0	Refer To Test Graph		Pass
	1732.5	1	0	Refer To Test Graph		Pass
	1752.5	1	0	Refer To Test Graph		Pass
			24	Refer To Test Graph		Pass
		25	0	Refer To Test Graph		Pass
16QAM	1712.5	1	0	Refer To Test Graph		Pass
		25	0	Refer To Test Graph		Pass
	1732.5	1	0	Refer To Test Graph		Pass
	1752.5	1	0	Refer To Test Graph		Pass
			24	Refer To Test Graph		Pass
		25	0	Refer To Test Graph		Pass

Total or partial reproduction of this document without permission of the Laboratory is not allowed.

BTF Testing Lab (Shenzhen) Co., Ltd.
101/201/301, Building 1, Block 2, Tantou Industrial Park,Tantou Community, Songgang Subdistrict, Bao'an District, Shenzhen, China
Email: info@btf-lab.com Tel: +86-755-23146130 http://www.btf-lab.com

6.1.4 B4_10MHz

Band: 4 / Bandwidth: 10MHz / NTNV						
Modulation	Frequency (MHz)	RB Allocation		Spurious Emission		Verdict
		Size	Offset	Result	Limit	
QPSK	1715	1	0	Refer To Test Graph		Pass
		50	0	Refer To Test Graph		Pass
	1732.5	1	0	Refer To Test Graph		Pass
	1750	1	0	Refer To Test Graph		Pass
			49	Refer To Test Graph		Pass
		50	0	Refer To Test Graph		Pass
16QAM	1715	1	0	Refer To Test Graph		Pass
		50	0	Refer To Test Graph		Pass
	1732.5	1	0	Refer To Test Graph		Pass
	1750	1	0	Refer To Test Graph		Pass
			49	Refer To Test Graph		Pass
		50	0	Refer To Test Graph		Pass

6.1.5 B4_15MHz

Band: 4 / Bandwidth: 15MHz / NTNV						
Modulation	Frequency (MHz)	RB Allocation		Spurious Emission		Verdict
		Size	Offset	Result	Limit	
QPSK	1717.5	1	0	Refer To Test Graph		Pass
		75	0	Refer To Test Graph		Pass
	1732.5	1	0	Refer To Test Graph		Pass
	1747.5	1	0	Refer To Test Graph		Pass
			74	Refer To Test Graph		Pass
		75	0	Refer To Test Graph		Pass
16QAM	1717.5	1	0	Refer To Test Graph		Pass
		75	0	Refer To Test Graph		Pass
	1732.5	1	0	Refer To Test Graph		Pass
	1747.5	1	0	Refer To Test Graph		Pass
			74	Refer To Test Graph		Pass
		75	0	Refer To Test Graph		Pass

6.1.6 B4_20MHz

Band: 4 / Bandwidth: 20MHz / NTNV						
Modulation	Frequency (MHz)	RB Allocation		Spurious Emission		Verdict
		Size	Offset	Result	Limit	
QPSK	1720	1	0	Refer To Test Graph		Pass
		100	0	Refer To Test Graph		Pass
	1732.5	1	0	Refer To Test Graph		Pass
	1745	1	0	Refer To Test Graph		Pass
			99	Refer To Test Graph		Pass
		100	0	Refer To Test Graph		Pass
16QAM	1720	1	0	Refer To Test Graph		Pass
		100	0	Refer To Test Graph		Pass
	1732.5	1	0	Refer To Test Graph		Pass
	1745	1	0	Refer To Test Graph		Pass
			99	Refer To Test Graph		Pass
		100	0	Refer To Test Graph		Pass

Total or partial reproduction of this document without permission of the Laboratory is not allowed.

BTF Testing Lab (Shenzhen) Co., Ltd.
101/201/301, Building 1, Block 2, Tantou Industrial Park,Tantou Community, Songgang Subdistrict, Bao'an District, Shenzhen, China
Email: info@btf-lab.com Tel: +86-755-23146130 http://www.btf-lab.com

6.2 Test Graph

6.2.1 B4_1.4MHz

Band4_1.4MHz_QPSK_LCH_1710.7MHz_RB_1_0_NTNV

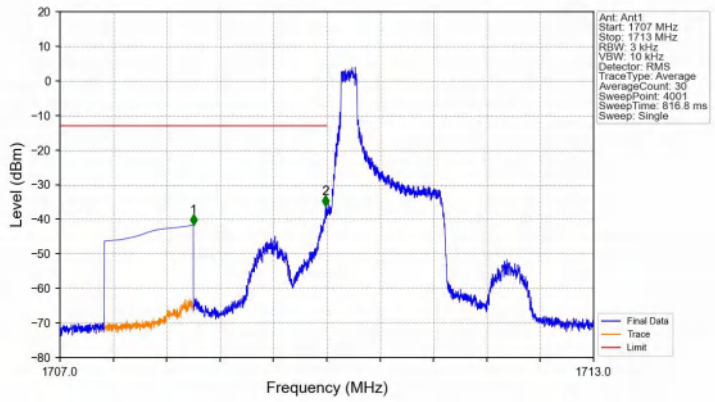

Start (MHz)	Stop (MHz)	RBW (MHz)	Method	Marker No.	Freq (MHz)	Level (dBm)	Limit (dBm)	Result
1707	1709	1	CHP	1	1708.500	-41.69	-13	Pass
1709	1710	0.003	/	2	1709.988	-36.30	-13	Pass
1710	1713	0.003	/	/	/	/	/	/

Band4_1.4MHz_QPSK_LCH_1710.7MHz_RB_1_0_NTNV

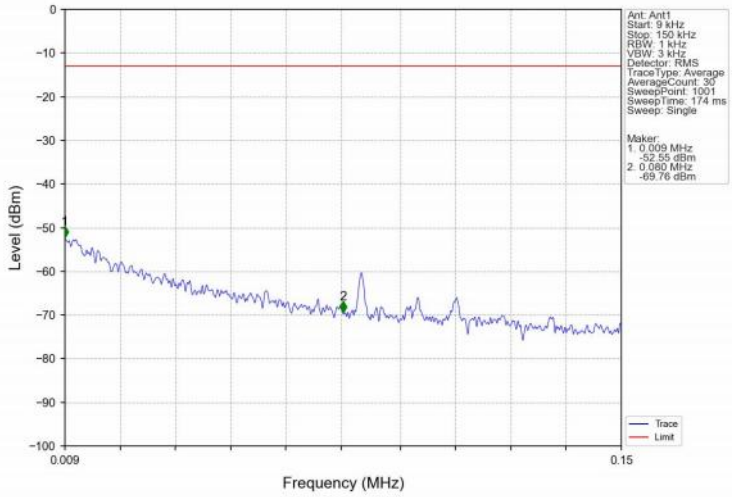

Band4_1.4MHz_QPSK_LCH_1710.7MHz_RB_1_0_NTNV

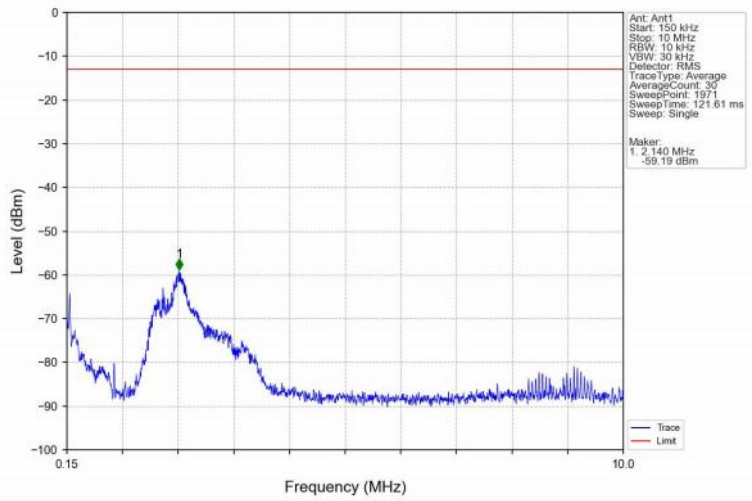

Band4_1.4MHz_QPSK_LCH_1710.7MHz_RB_1_0_NTNV

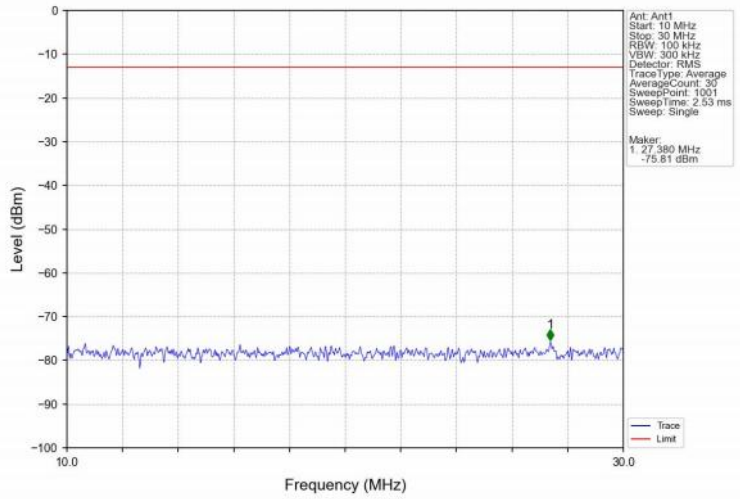

Band4_1.4MHz_QPSK_LCH_1710.7MHz_RB_1_0_NTNV

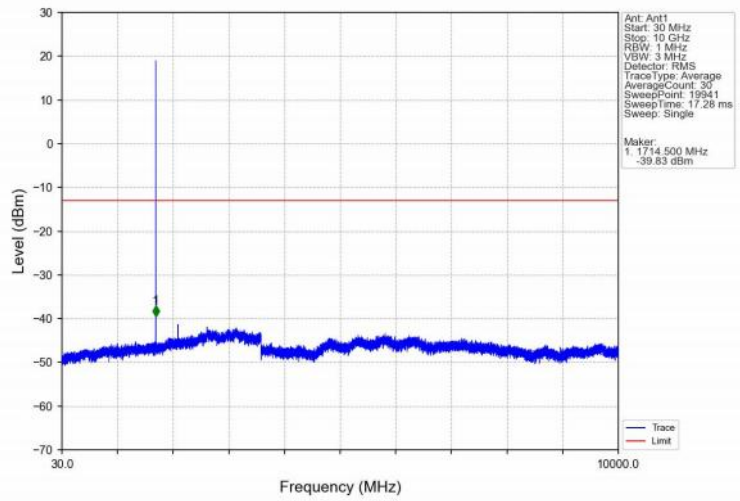

Band4_1.4MHz_QPSK_LCH_1710.7MHz_RB_1_0_NTNV

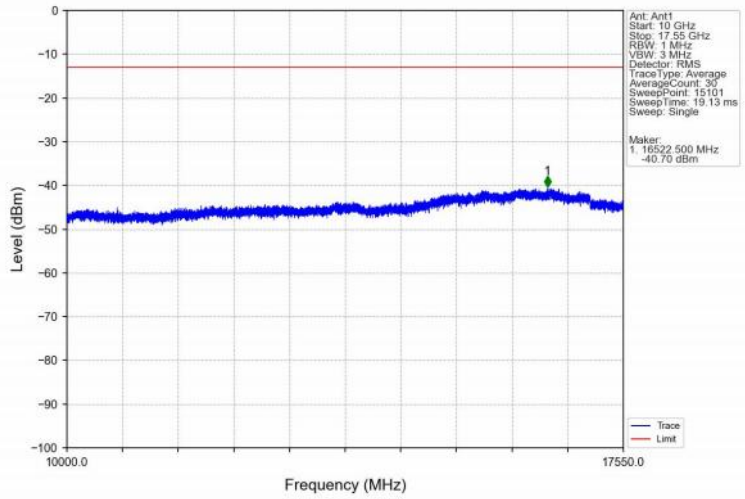

Band4_1.4MHz_QPSK_LCH_1710.7MHz_RB_6_0_NTNV

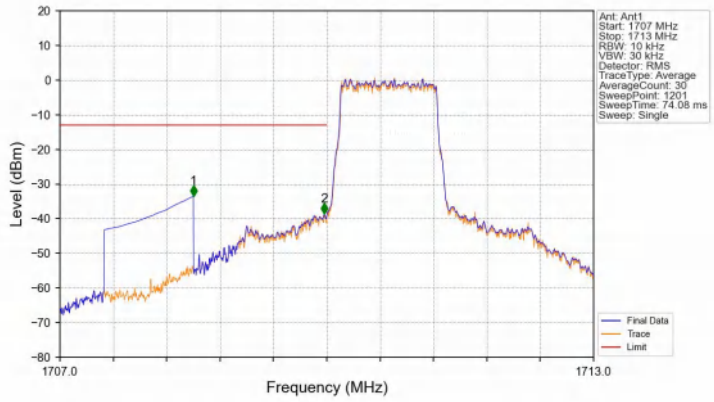

Start (MHz)	Stop (MHz)	RBW (MHz)	Method	Marker No.	Freq (MHz)	Level (dBm)	Limit (dBm)	Result
1707	1709	1	CHP	1	1708.500	-33.50	-13	Pass
1709	1710	0.013	CHP	2	1709.975	-38.57	-13	Pass
1710	1713	0.013	CHP	/	/	/	/	/

Band4_1.4MHz_QPSK_MCH_1732.5MHz_RB_1_0_NTNV

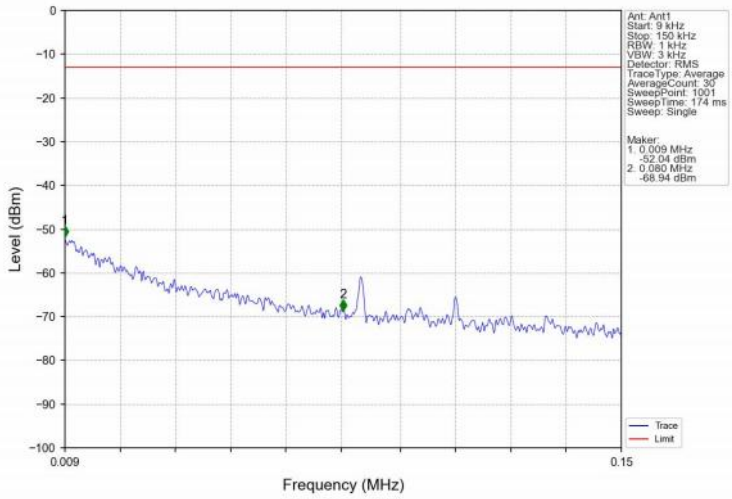

Band4_1.4MHz_QPSK_MCH_1732.5MHz_RB_1_0_NTNV

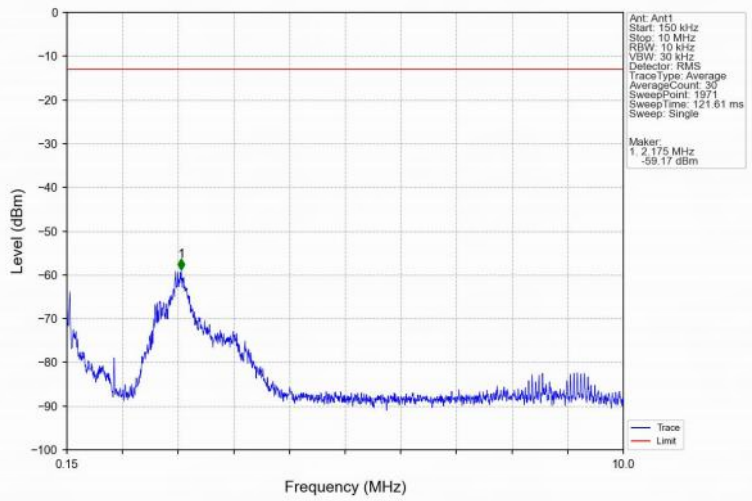

Band4_1.4MHz_QPSK_MCH_1732.5MHz_RB_1_0_NTNV

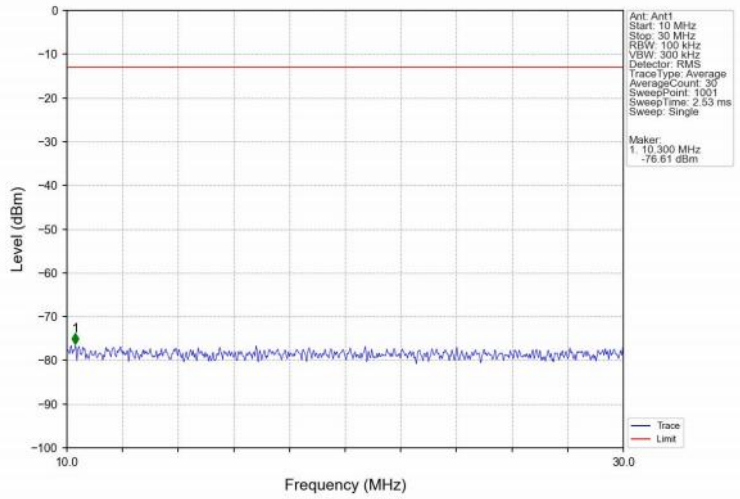

Band4_1.4MHz_QPSK_MCH_1732.5MHz_RB_1_0_NTNV

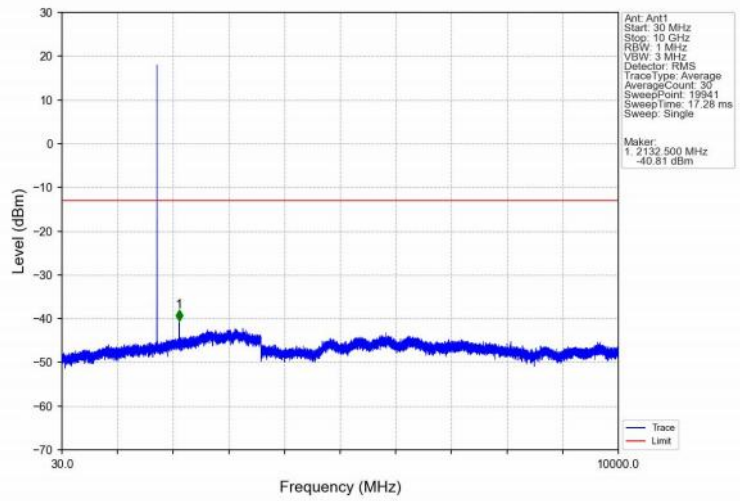

Band4_1.4MHz_QPSK_MCH_1732.5MHz_RB_1_0_NTNV

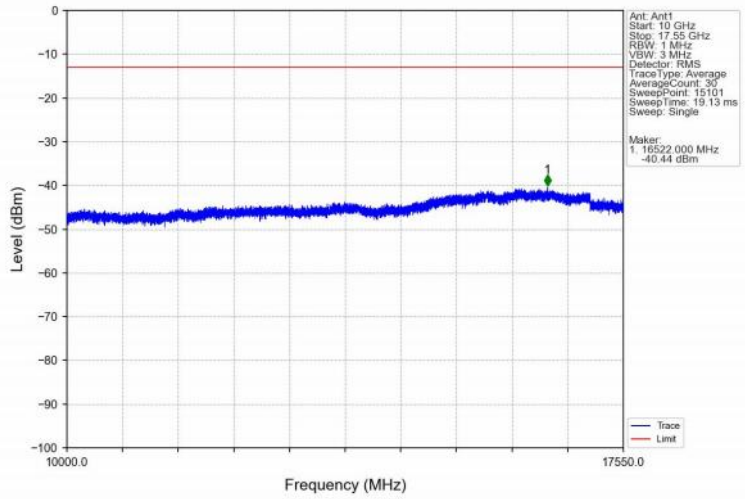

Band4_1.4MHz_QPSK_HCH_1754.3MHz_RB_1_0_NTNV

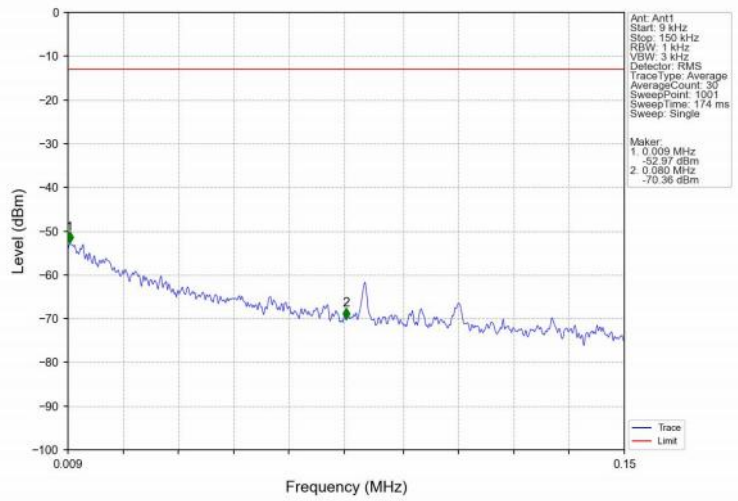

Band4_1.4MHz_QPSK_HCH_1754.3MHz_RB_1_0_NTNV

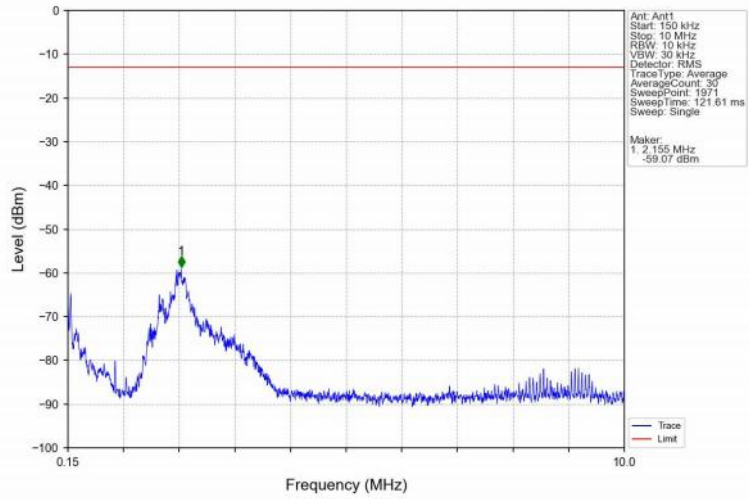

Band4_1.4MHz_QPSK_HCH_1754.3MHz_RB_1_0_NTNV

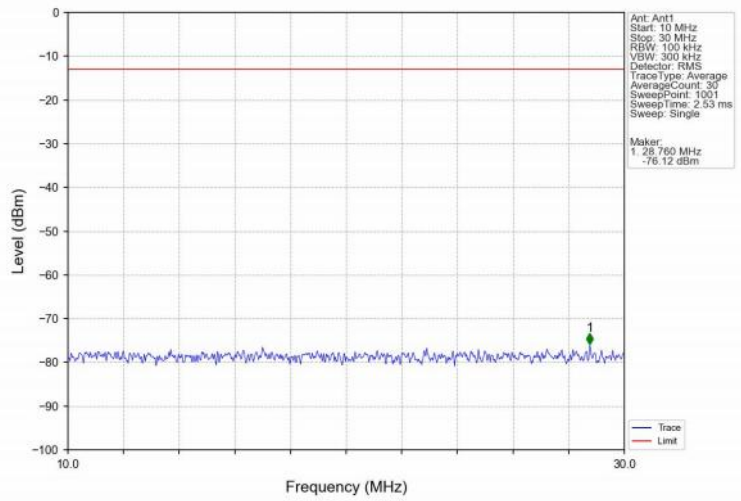

Band4_1.4MHz_QPSK_HCH_1754.3MHz_RB_1_0_NTNV

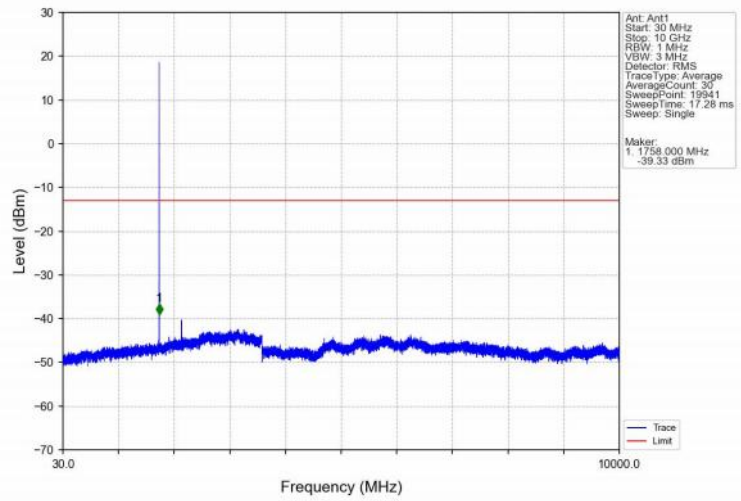

Band4_1.4MHz_QPSK_HCH_1754.3MHz_RB_1_0_NTNV

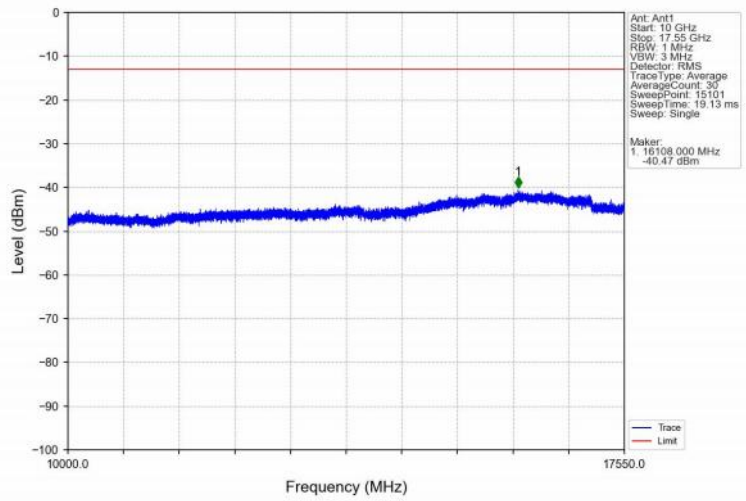

Band4_1.4MHz_QPSK_HCH_1754.3MHz_RB_1_5_NTNV

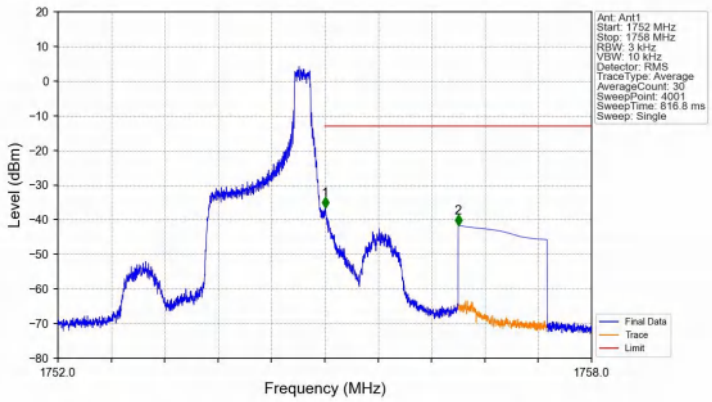

Start (MHz)	Stop (MHz)	RBW (MHz)	Method	Marker No.	Freq (MHz)	Level (dBm)	Limit (dBm)	Result
1752	1755	0.003	/	/	/	/	/	/
1755	1756	0.003	/	1	1755.006	-36.54	-13	Pass
1756	1758	1	CHP	2	1756.500	-41.62	-13	Pass

Band4_1.4MHz_QPSK_HCH_1754.3MHz_RB_6_0_NTNV

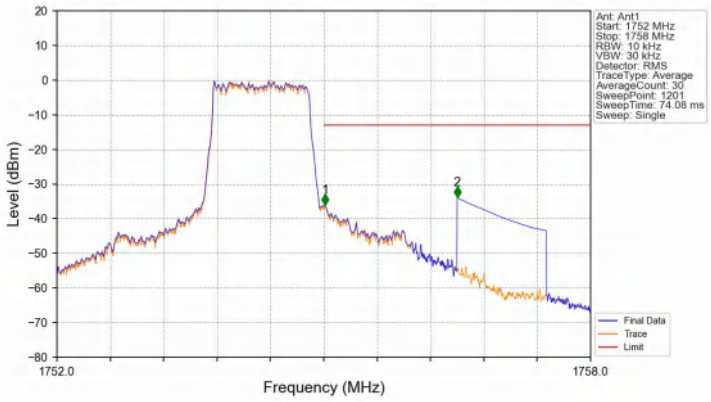

Start (MHz)	Stop (MHz)	RBW (MHz)	Method	Marker No.	Freq (MHz)	Level (dBm)	Limit (dBm)	Result
1752	1755	0.013	CHP	/	/	/	/	/
1755	1756	0.013	CHP	1	1755.015	-36.11	-13	Pass
1756	1758	1	CHP	2	1756.500	-33.94	-13	Pass

Band4_1.4MHz_16QAM_LCH_1710.7MHz_RB_1_0_NTNV

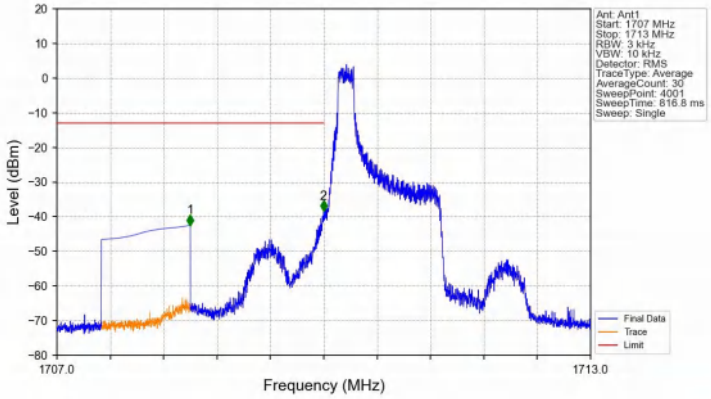

Start (MHz)	Stop (MHz)	RBW (MHz)	Method	Marker No.	Freq (MHz)	Level (dBm)	Limit (dBm)	Result
1707	1709	1	CHP	1	1708.498	-42.51	-13	Pass
1709	1710	0.003	/	2	1709.997	-38.45	-13	Pass
1710	1713	0.003	/	/	/	/	/	/

Band4_1.4MHz_16QAM_LCH_1710.7MHz_RB_1_0_NTNV

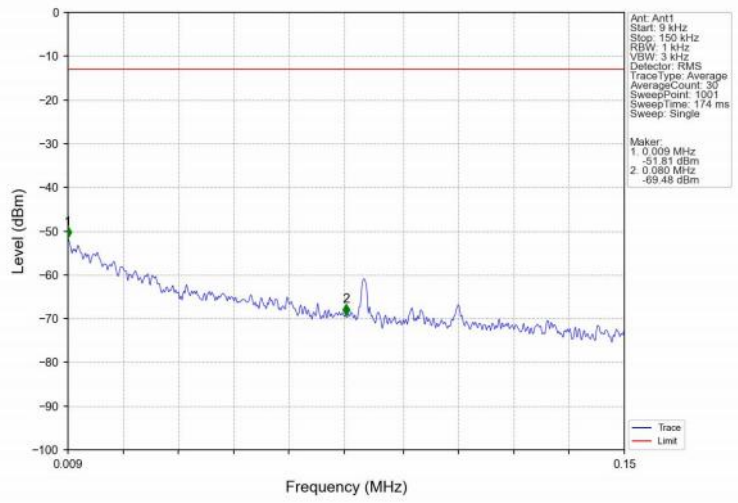

Band4_1.4MHz_16QAM_LCH_1710.7MHz_RB_1_0_NTNV

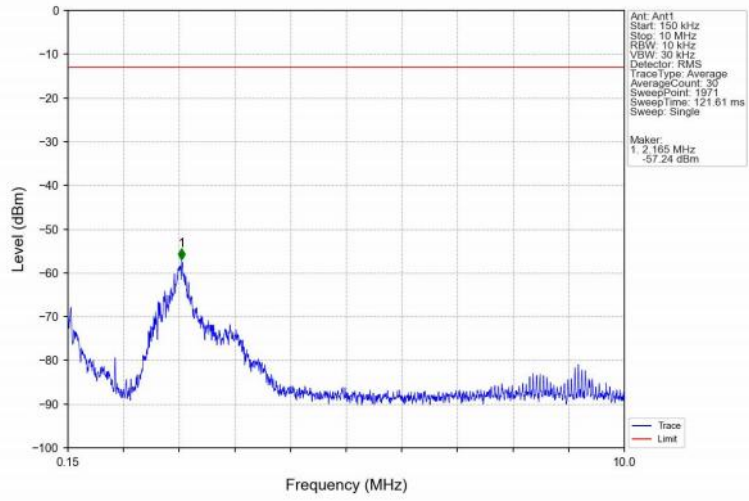

Band4_1.4MHz_16QAM_LCH_1710.7MHz_RB_1_0_NTNV

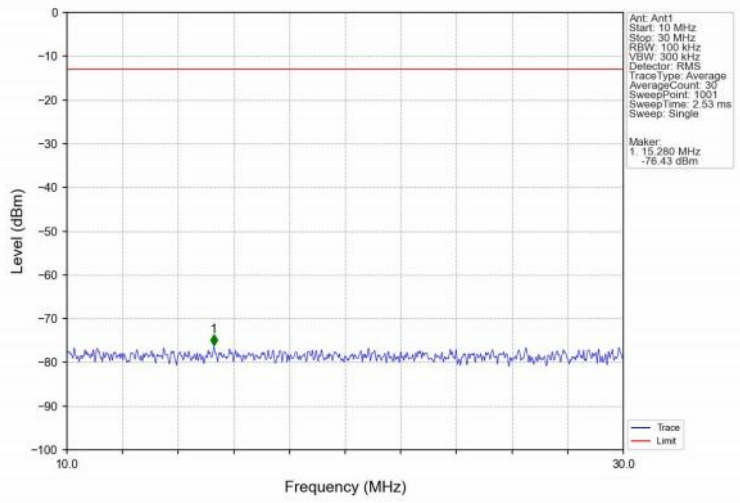

Band4_1.4MHz_16QAM_LCH_1710.7MHz_RB_1_0_NTNV

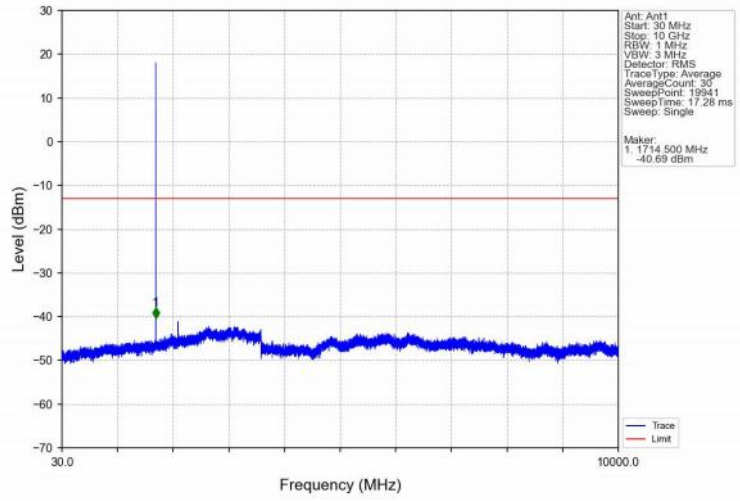

Band4_1.4MHz_16QAM_LCH_1710.7MHz_RB_1_0_NTNV

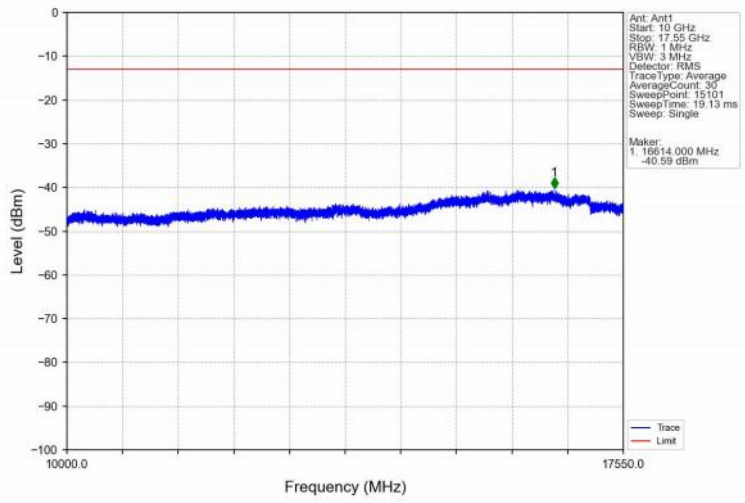

Band4_1.4MHz_16QAM_LCH_1710.7MHz_RB_6_0_NTNV

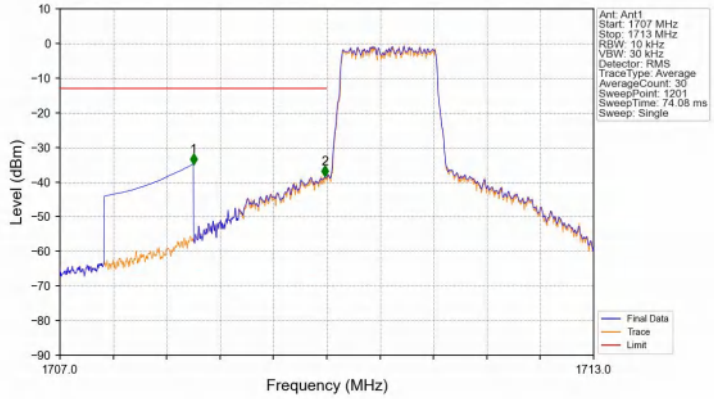

Start (MHz)	Stop (MHz)	RBW (MHz)	Method	Marker No.	Freq (MHz)	Level (dBm)	Limit (dBm)	Result
1707	1709	1	CHP	1	1708.500	-34.85	-13	Pass
1709	1710	0.013	CHP	2	1709.980	-38.35	-13	Pass
1710	1713	0.013	CHP	/	/	/	/	/

Band4_1.4MHz_16QAM_MCH_1732.5MHz_RB_1_0_NTNV

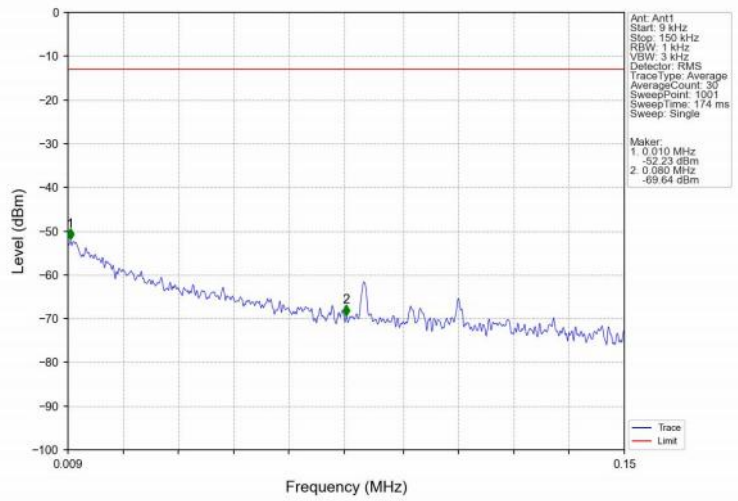

Band4_1.4MHz_16QAM_MCH_1732.5MHz_RB_1_0_NTNV

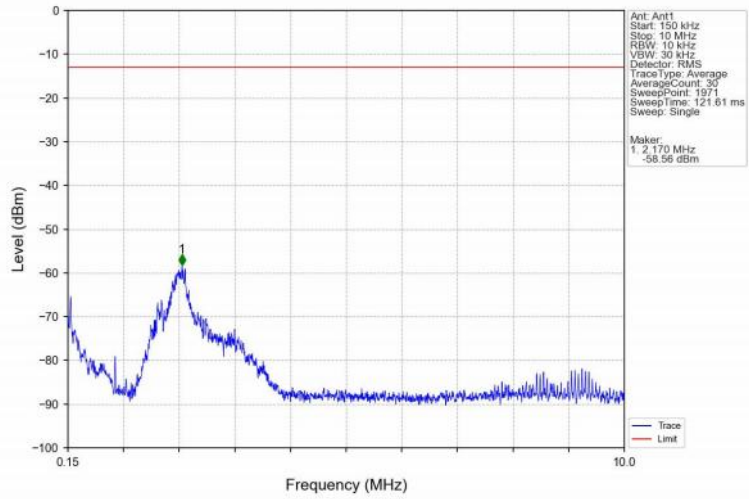

Band4_1.4MHz_16QAM_MCH_1732.5MHz_RB_1_0_NTNV

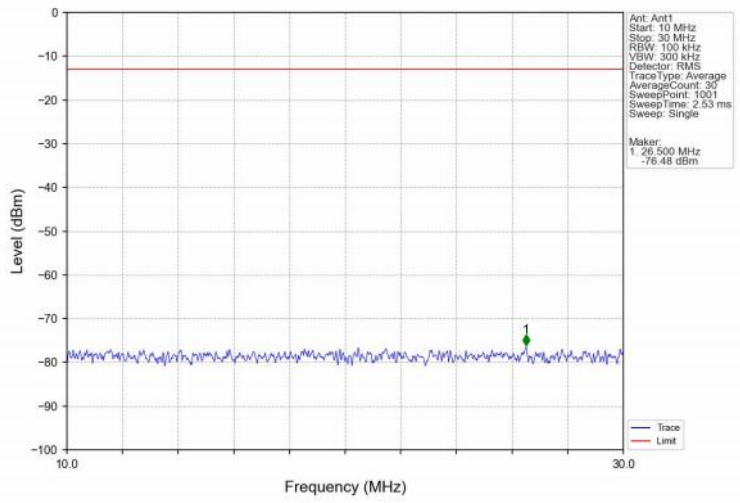

Band4_1.4MHz_16QAM_MCH_1732.5MHz_RB_1_0_NTNV

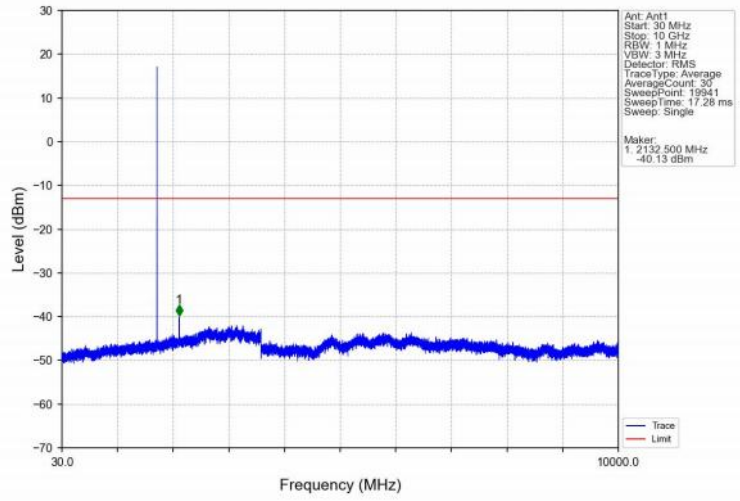

Band4_1.4MHz_16QAM_MCH_1732.5MHz_RB_1_0_NTNV

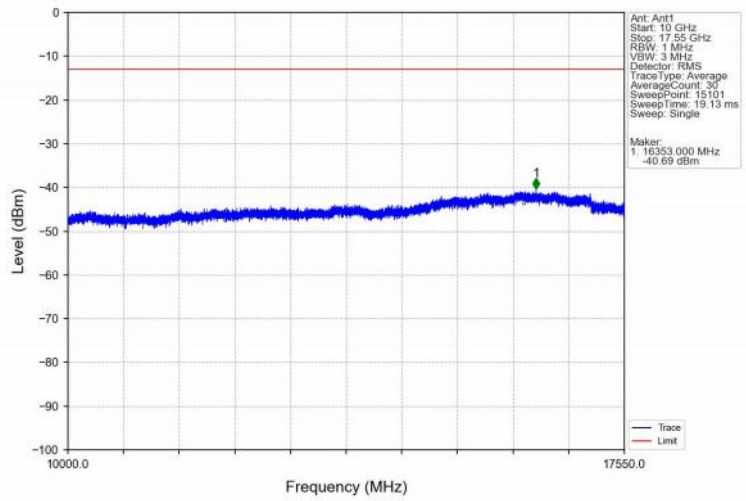

Band4_1.4MHz_16QAM_HCH_1754.3MHz_RB_1_0_NTNV

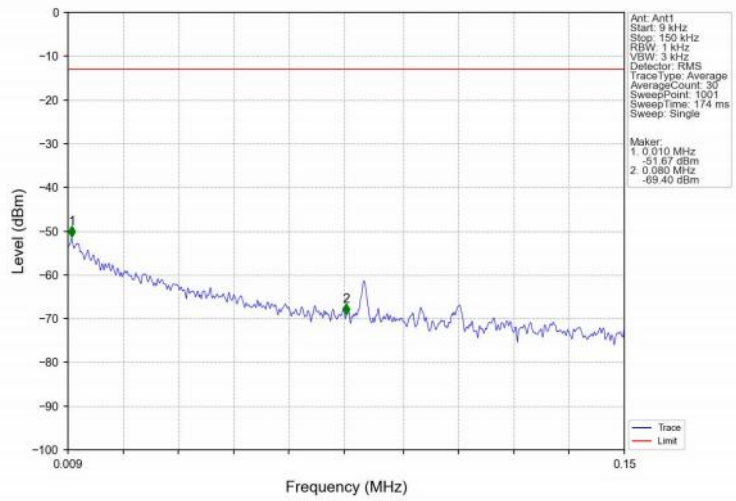

Band4_1.4MHz_16QAM_HCH_1754.3MHz_RB_1_0_NTNV

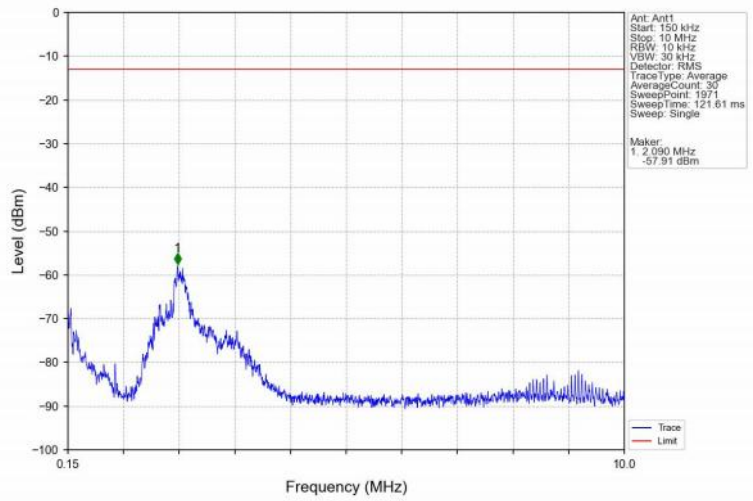

Band4_1.4MHz_16QAM_HCH_1754.3MHz_RB_1_0_NTNV

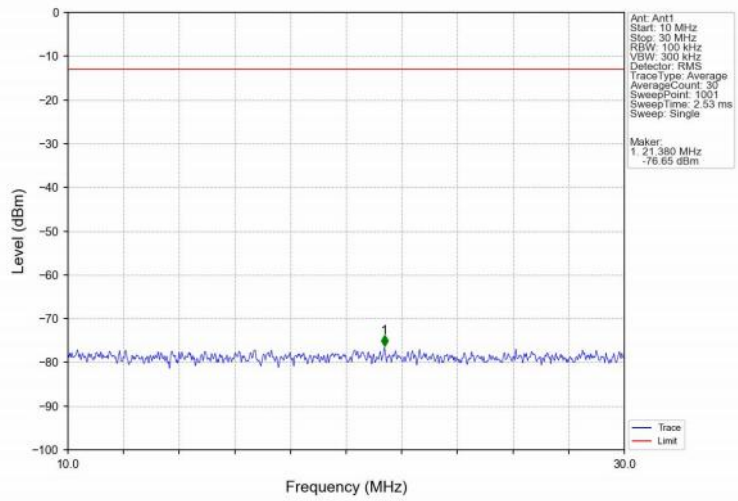

Band4_1.4MHz_16QAM_HCH_1754.3MHz_RB_1_0_NTNV

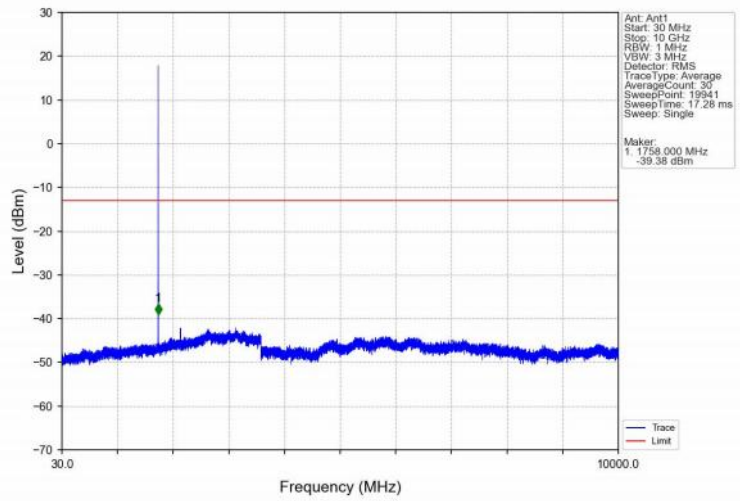

Band4_1.4MHz_16QAM_HCH_1754.3MHz_RB_1_0_NTNV

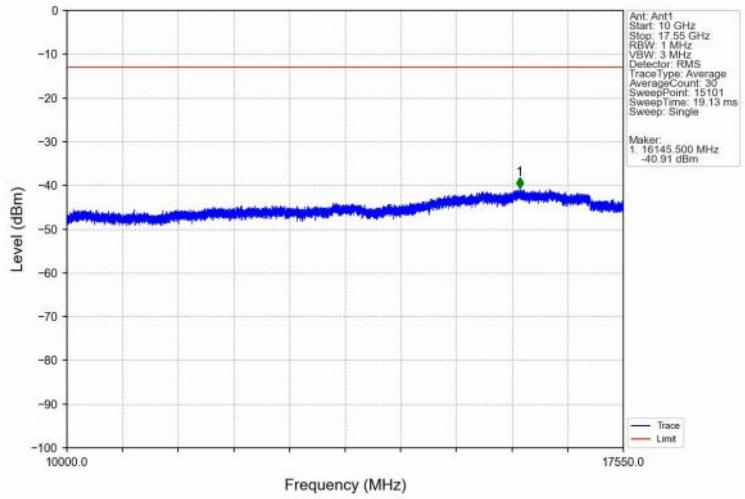

Band4_1.4MHz_16QAM_HCH_1754.3MHz_RB_1_5_NTNV

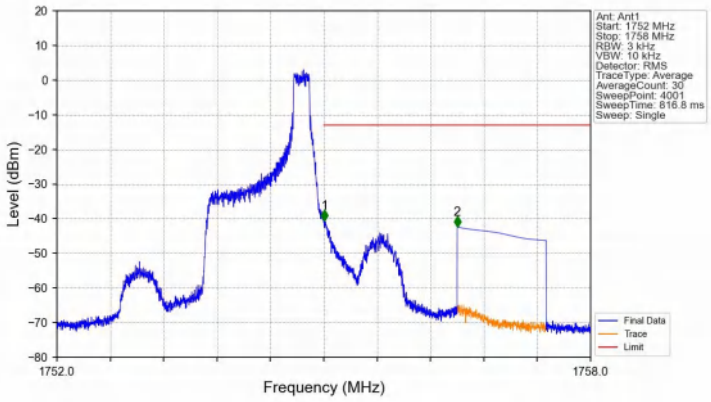

Start (MHz)	Stop (MHz)	RBW (MHz)	Method	Marker No.	Freq (MHz)	Level (dBm)	Limit (dBm)	Result
1752	1755	0.003	/	/	/	/	/	/
1755	1756	0.003	/	1	1755.011	-40.54	-13	Pass
1756	1758	1	CHP	2	1756.500	-42.42	-13	Pass

Band4_1.4MHz_16QAM_HCH_1754.3MHz_RB_6_0_NTNV

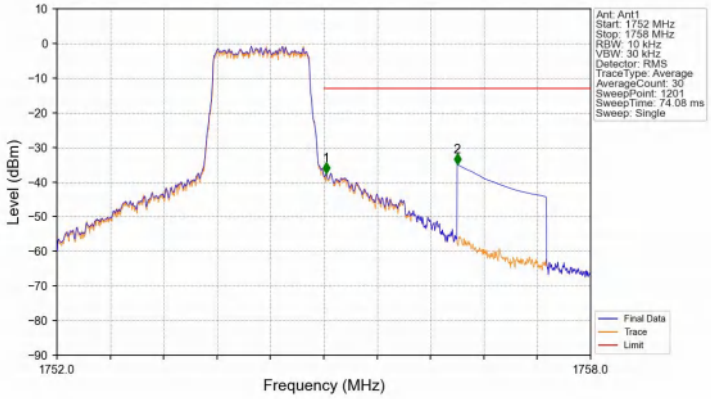

Start (MHz)	Stop (MHz)	RBW (MHz)	Method	Marker No.	Freq (MHz)	Level (dBm)	Limit (dBm)	Result
1752	1755	0.013	CHP	/	/	/	/	/
1755	1756	0.013	CHP	1	1755.025	-37.47	-13	Pass
1756	1758	1	CHP	2	1756.500	-34.90	-13	Pass

6.2.2 B4_3MHz

Band4_3MHz_QPSK_LCH_1711.5MHz_RB_1_0_NTNV

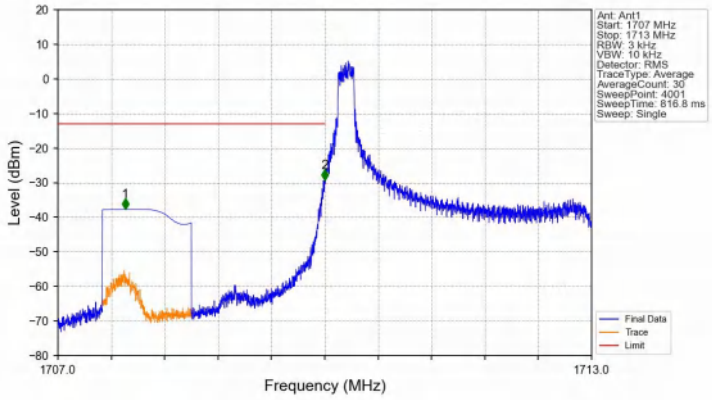

Start (MHz)	Stop (MHz)	RBW (MHz)	Method	Marker No.	Freq (MHz)	Level (dBm)	Limit (dBm)	Result
1707	1709	1	CHP	1	1707.757	-37.73	-13	Pass
1709	1710	0.003	/	2	1709.998	-29.34	-13	Pass
1710	1713	0.003	/	/	/	/	/	/
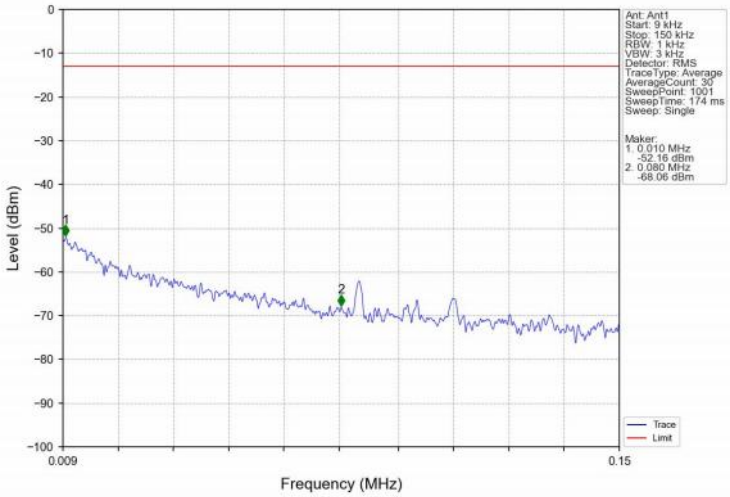
Band4_3MHz_QPSK_LCH_1711.5MHz_RB_1_0_NTNV