Annex A. Plots of System Performance Check

MEASUREMENT 1

Type: Validation measurement (Fast, 75.00 %)
Date of measurement: 2024-03-27
Measurement duration: 7 minutes 21 seconds
E-field Probe: SSE2 - SN 18/21 EPGO356; ConvF: 1.67; Calibrated: 2023-07-07

A. Experimental conditions

Area Scan	dx=8mm dy=8mm
Zoom Scan	dx=5mm dy=5mm dz=4mm
Phantom	Validation plane
Device Position	Dipole
Band	CW750
Signal	Duty Cycle 1:1

B. SAR Measurement Results

Frequency (MHz)	750.000000
Relative Permittivity (real part)	42.282457
Conductivity (S/m)	0.862347
Power Variation (%)	1.178100
Ambient Temperature	22.5
Liquid Temperature	22.5

C. SAR Surface and Volume

SURFACE SAR	VOLUME SAR
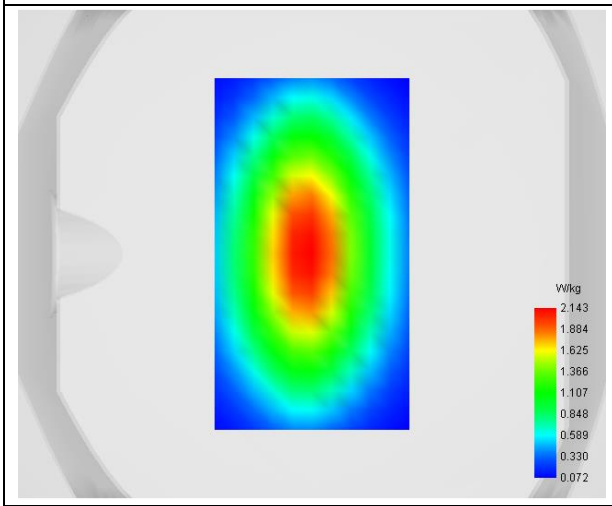	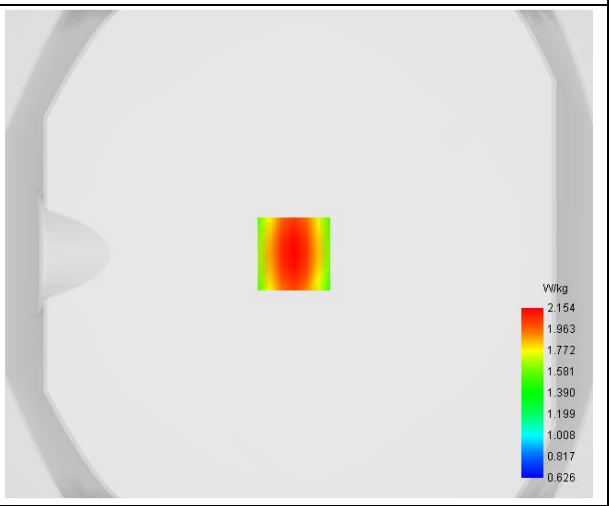

Maximum location: X=-2.00, Y=0.00

D. SAR 1g & 10g

SAR 10g (W/Kg)	**1.430855**
SAR 1g (W/Kg)	**2.051374**

E. Z Axis Scan

Z (mm)	**0.00**	**4.00**	**8.00**	**12.00**	**16.00**
SAR (W/Kg)	**2.8268**	**2.1542**	**1.6473**	**1.2759**	**1.0033**

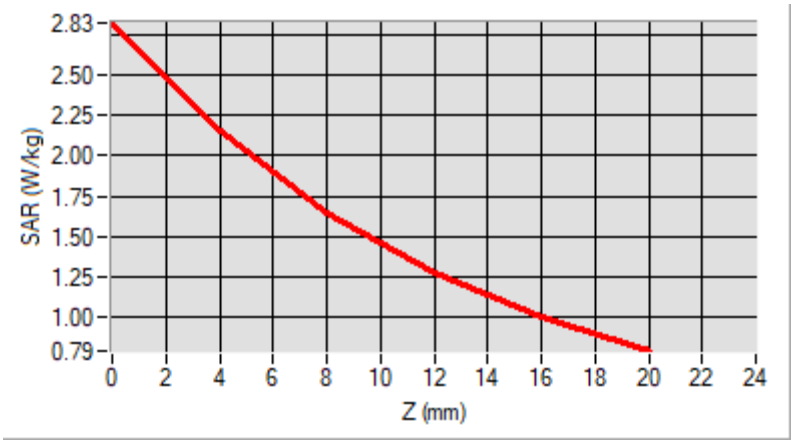

F. 3D Image

3D screen shot	**Hot spot position**
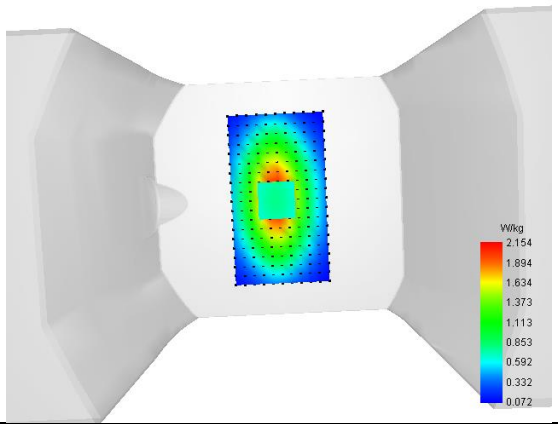	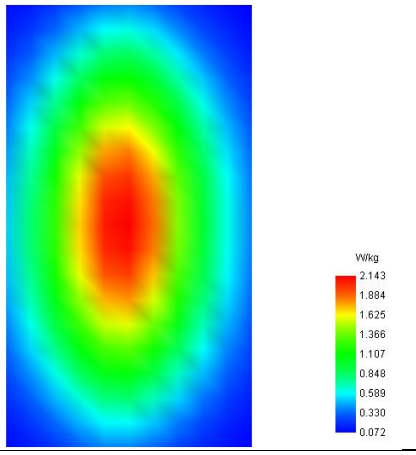

MEASUREMENT 2

Type: Validation measurement (Fast, 75.00 %)
Date of measurement: 2024-03-25
Measurement duration: 12 minutes 21 seconds
E-field Probe: SSE2 - SN 18/21 EPGO356; ConvF: 1.71; Calibrated: 2023-07-07

A. Experimental conditions

Area Scan	dx=8mm dy=8mm
Zoom Scan	dx=5mm dy=5mm dz=4mm
Phantom	Validation plane
Device Position	Dipole
Band	CW835
Signal	Duty Cycle 1:1

B. SAR Measurement Results

Frequency (MHz)	835.000000
Relative Permittivity (real part)	42.261524
Conductivity (S/m)	0.871417
Power Variation (%)	-1.884700
Ambient Temperature	22.9
Liquid Temperature	22.9

C. SAR Surface and Volume

SURFACE SAR	VOLUME SAR
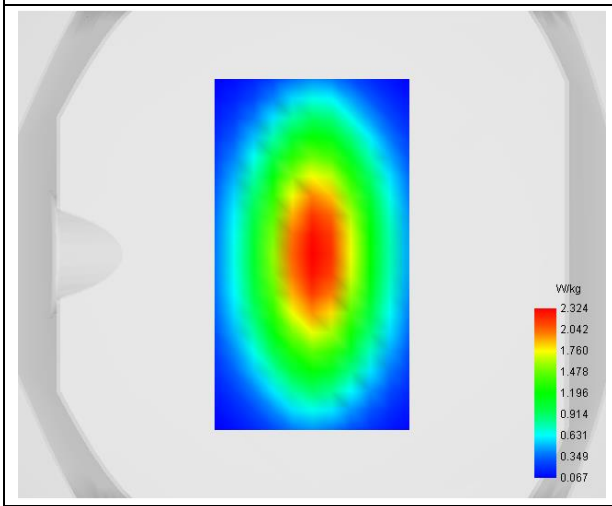	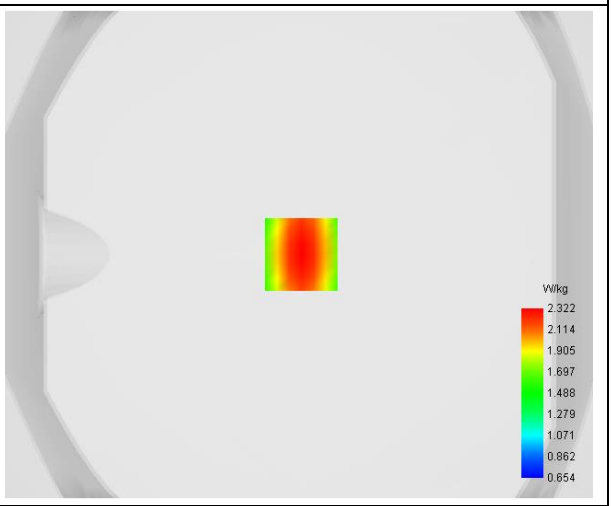

Maximum location: X=1.00, Y=0.00

D. SAR 1g & 10g

SAR 10g (W/Kg)	**1.527360**
SAR 1g (W/Kg)	**2.210386**

E. Z Axis Scan

Z (mm)	**0.00**	**4.00**	**8.00**	**12.00**	**16.00**
SAR (W/Kg)	**3.0677**	**2.3224**	**1.7644**	**1.3585**	**1.0631**

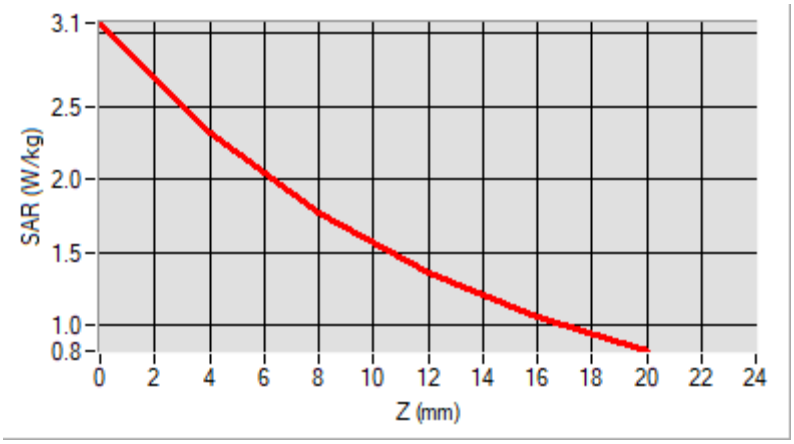

F. 3D Image

3D screen shot	**Hot spot position**
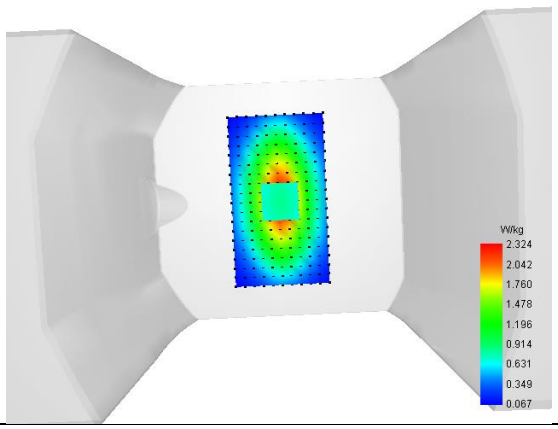	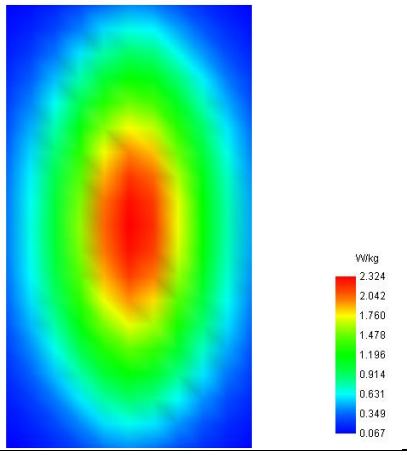

MEASUREMENT 3

Type: Validation measurement (Fast, 75.00 %)
Date of measurement: 2024-03-08
Measurement duration: 12 minutes 21 seconds
E-field Probe: SSE2 - SN 18/21 EPGO356; ConvF: 2.11; Calibrated: 2023-07-07

A. Experimental conditions

Area Scan	dx=8mm dy=8mm
Zoom Scan	dx=5mm dy=5mm dz=4mm
Phantom	Validation plane
Device Position	Dipole
Band	CW1800
Signal	CW (Crest factor: 1.0)

B. SAR Measurement Results

Frequency (MHz)	1800.000000
Relative Permittivity (real part)	39.170447
Conductivity (S/m)	1.381485
Power Variation (%)	1.425800
Ambient Temperature	22.5
Liquid Temperature	22.5

C. SAR Surface and Volume

SURFACE SAR	VOLUME SAR
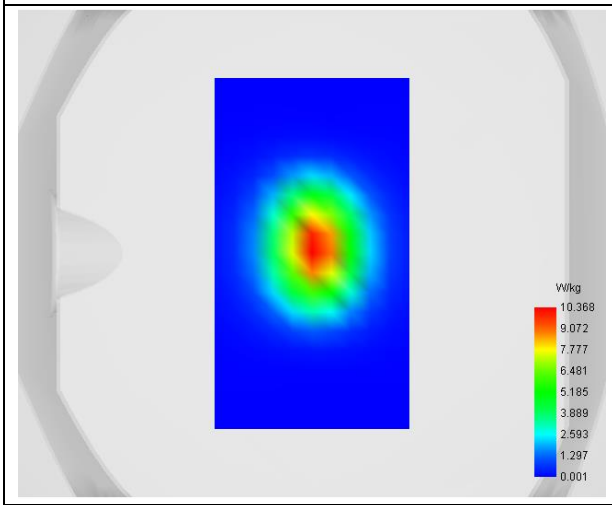	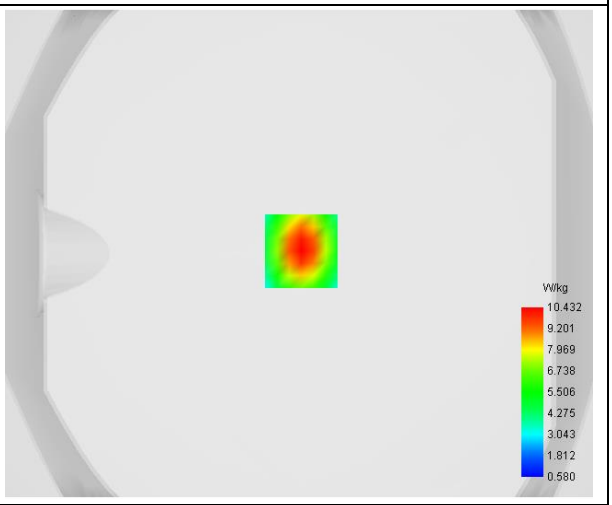

Maximum location: X=1.00, Y=1.00

D. SAR 1g & 10g

SAR 10g (W/Kg)	**4.968858**
SAR 1g (W/Kg)	**9.623880**

E. Z Axis Scan

Z (mm)	**0.00**	**4.00**	**8.00**	**12.00**	**16.00**
SAR (W/Kg)	**17.3936**	**10.4322**	**6.1187**	**3.6132**	**2.2066**

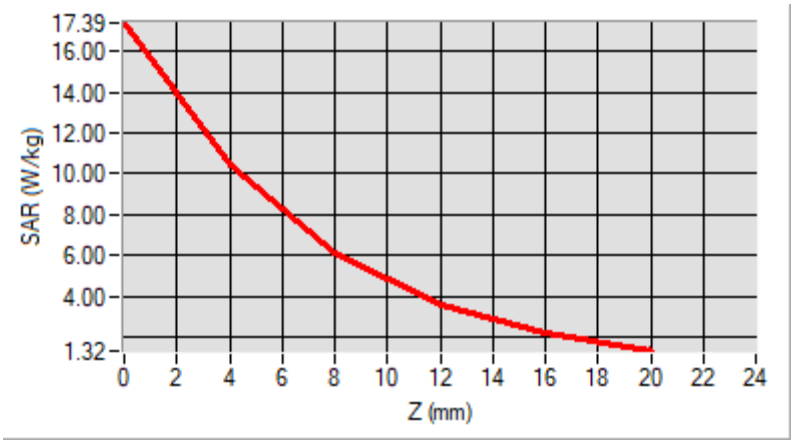

F. 3D Image

3D screen shot	**Hot spot position**
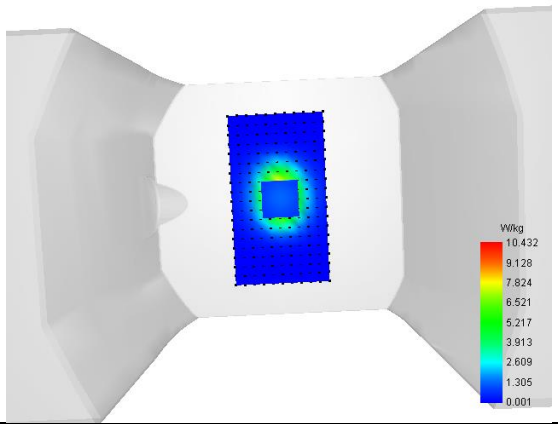	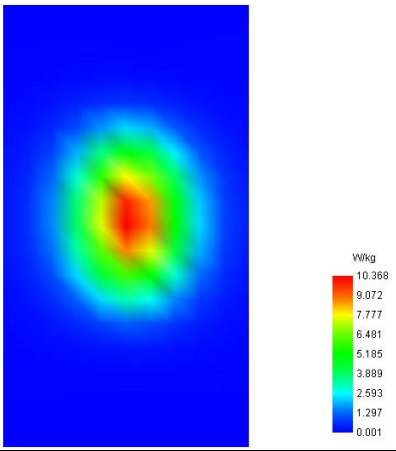

MEASUREMENT 4

Type: Validation measurement (Fast, 75.00 %)
Date of measurement: 2024-03-12
Measurement duration: 12 minutes 21 seconds
E-field Probe: SSE2 - SN 18/21 EPGO356; ConvF: 2.21; Calibrated: 2023-07-07

A. Experimental conditions

Area Scan	dx=8mm dy=8mm
Zoom Scan	dx=5mm dy=5mm dz=4mm
Phantom	Validation plane
Device Position	Dipole
Band	CW1900
Signal	Duty Cycle 1:1

B. SAR Measurement Results

Frequency (MHz)	1900.000000
Relative Permittivity (real part)	39.522574
Conductivity (S/m)	1.373135
Power Variation (%)	-1.224700
Ambient Temperature	22.8
Liquid Temperature	22.8

C. SAR Surface and Volume

SURFACE SAR	VOLUME SAR
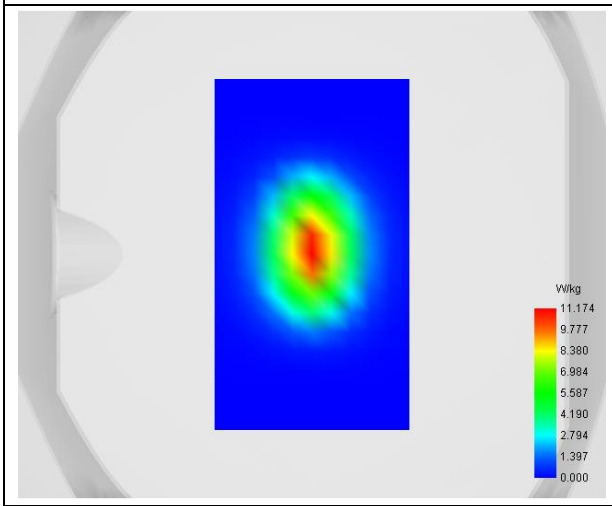	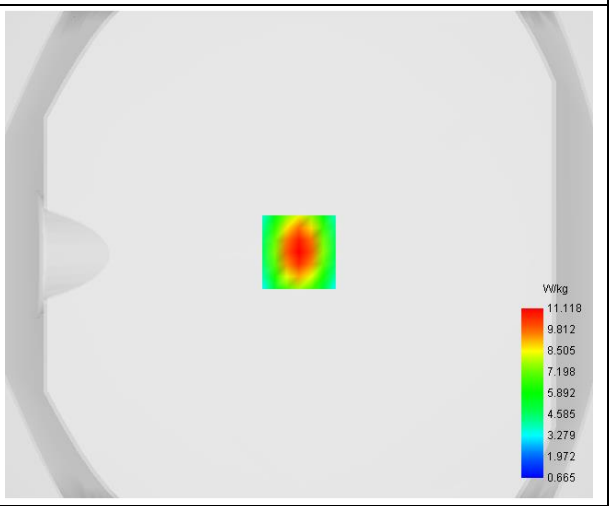

Maximum location: X=0.00, Y=1.00

D. SAR 1g & 10g

SAR 10g (W/Kg)	**5.260825**
SAR 1g (W/Kg)	**10.222516**

E. Z Axis Scan

Z (mm)	**0.00**	**4.00**	**8.00**	**12.00**	**16.00**
SAR (W/Kg)	**18.6940**	**11.1182**	**6.4717**	**3.8103**	**2.3414**

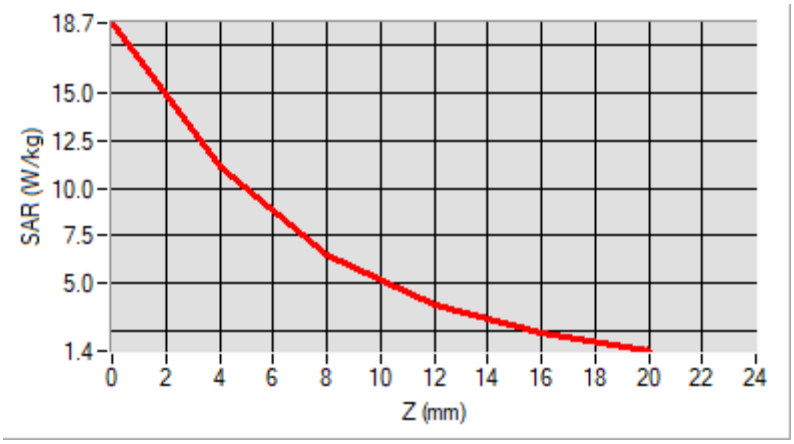

F. 3D Image

3D screen shot	**Hot spot position**
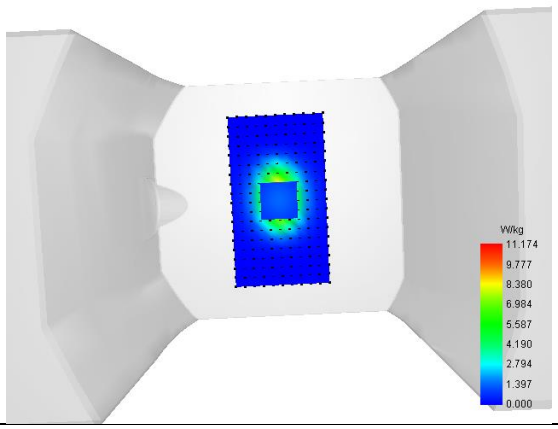	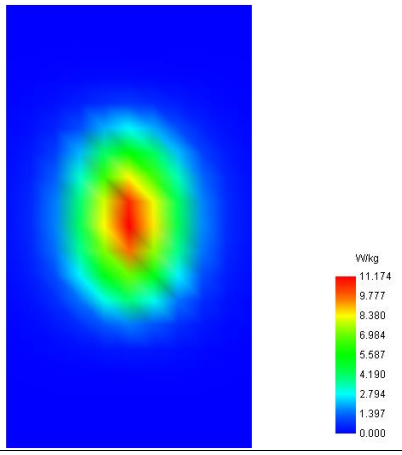

MEASUREMENT 5

Type: Validation measurement (Fast, 75.00 %)
Date of measurement: 2024-03-14
Measurement duration: 12 minutes 21 seconds
E-field Probe: SSE2 - SN 18/21 EPGO356; ConvF: 2.34; Calibrated: 2023-07-07

A. Experimental conditions

Area Scan	dx=8mm dy=8mm
Zoom Scan	dx=5mm dy=5mm dz=4mm
Phantom	Validation plane
Device Position	Dipole
Band	CW2300
Signal	CW (Crest factor: 1.0)

B. SAR Measurement Results

Frequency (MHz)	2300.000000
Relative Permittivity (real part)	39.123829
Conductivity (S/m)	1.652785
Power Variation (%)	-1.128500
Ambient Temperature	22.6
Liquid Temperature	22.6

C. SAR Surface and Volume

SURFACE SAR	VOLUME SAR
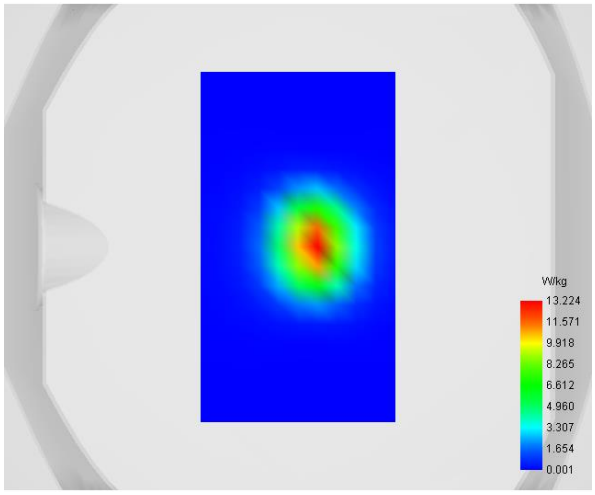	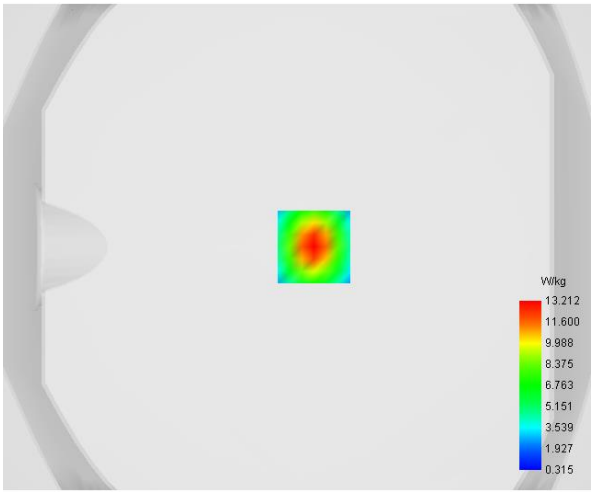

Maximum location: X=7.00, Y=0.00

D. SAR 1g & 10g

SAR 10g (W/Kg)	**5.460417**
SAR 1g (W/Kg)	**12.023105**

E. Z Axis Scan

Z (mm)	**0.00**	**4.00**	**8.00**	**12.00**	**16.00**
SAR (W/Kg)	**24.7611**	**13.2116**	**6.7110**	**3.3913**	**1.8106**

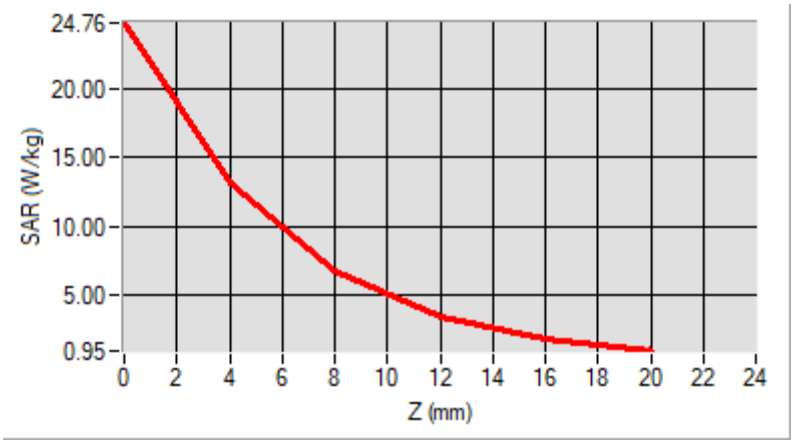

F. 3D Image

3D screen shot	**Hot spot position**
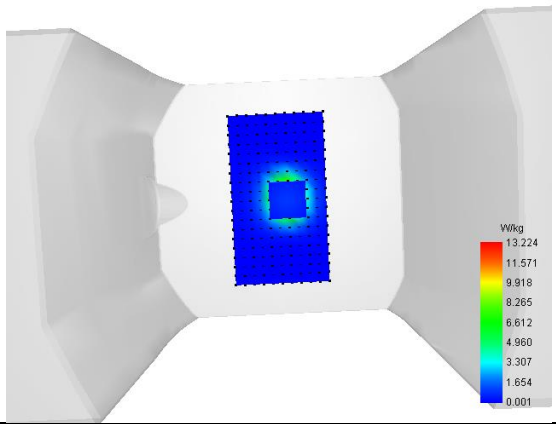	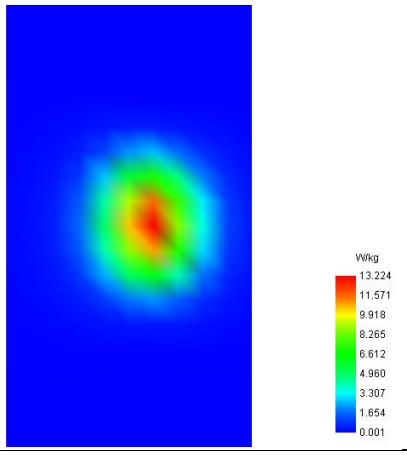

MEASUREMENT 6

Type: Validation measurement (Fast, 75.00 %)
Date of measurement: 2024-04-12
Measurement duration: 12 minutes 21 seconds
E-field Probe: SSE2 - SN 18/21 EPGO356; ConvF: 2.29; Calibrated: 2023-07-07

A. Experimental conditions

Area Scan	dx=8mm dy=8mm
Zoom Scan	dx=5mm dy=5mm dz=4mm
Phantom	Validation plane
Device Position	Dipole
Band	CW2450
Signal	CW (Crest factor: 1.0)

B. SAR Measurement Results

Frequency (MHz)	2450.000000
Relative Permittivity (real part)	39.122289
Conductivity (S/m)	1.761828
Power Variation (%)	1.475200
Ambient Temperature	22.5
Liquid Temperature	22.5

C. SAR Surface and Volume

SURFACE SAR	VOLUME SAR
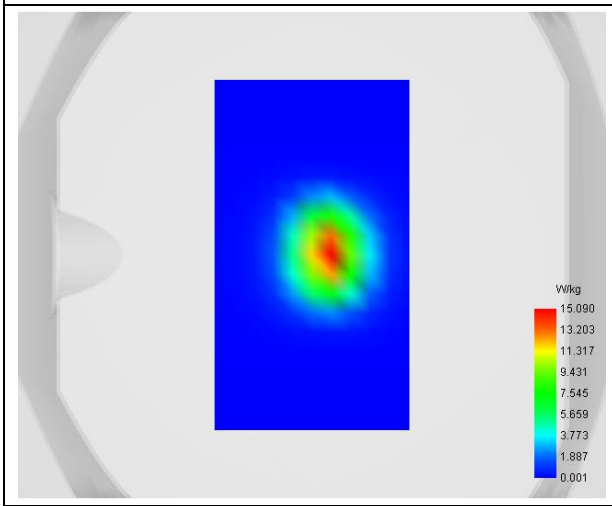	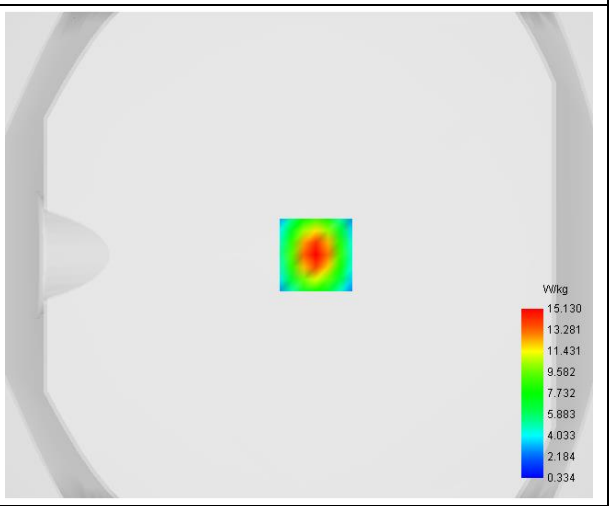

Maximum location: X=7.00, Y=0.00

D. SAR 1g & 10g

SAR 10g (W/Kg)	**6.149024**
SAR 1g (W/Kg)	**13.746586**

E. Z Axis Scan

Z (mm)	**0.00**	**4.00**	**8.00**	**12.00**	**16.00**
SAR (W/Kg)	**28.7959**	**15.1301**	**7.5430**	**3.7436**	**1.9810**

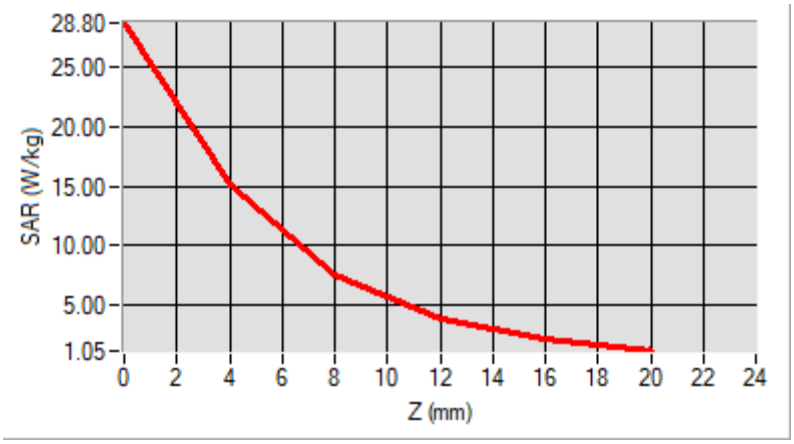

F. 3D Image

3D screen shot	**Hot spot position**
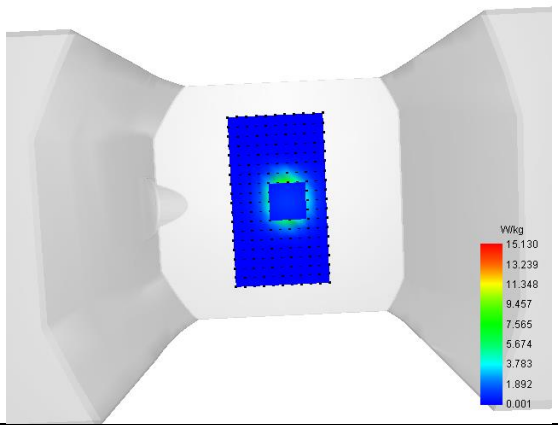	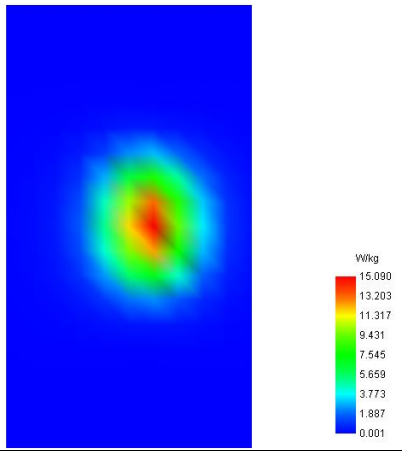

MEASUREMENT 7

Type: Validation measurement (Fast, 75.00 %)
Date of measurement: 2024-03-17
Measurement duration: 12 minutes 21 seconds
E-field Probe: SSE2 - SN 18/21 EPGO356; ConvF: 2.22; Calibrated: 2023-07-07

A. Experimental conditions

Area Scan	dx=8mm dy=8mm
Zoom Scan	dx=5mm dy=5mm dz=4mm
Phantom	Validation plane
Device Position	Dipole
Band	CW2600
Signal	CW (Crest factor: 1.0)

B. SAR Measurement Results

Frequency (MHz)	2600.000000
Relative Permittivity (real part)	39.124541
Conductivity (S/m)	1.762479
Power Variation (%)	1.347100
Ambient Temperature	22.5
Liquid Temperature	22.5

C. SAR Surface and Volume

SURFACE SAR	VOLUME SAR
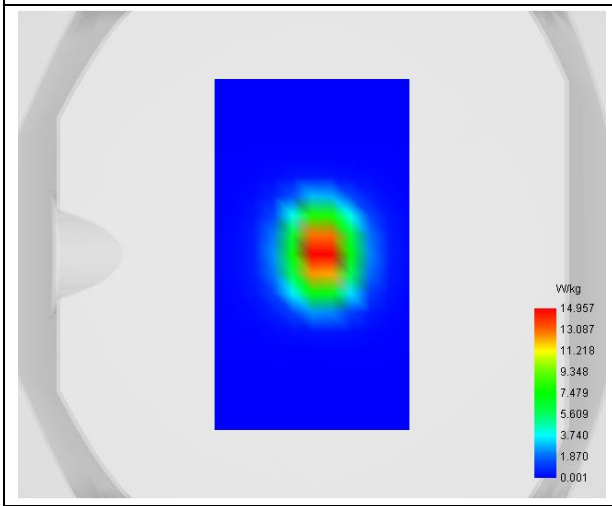	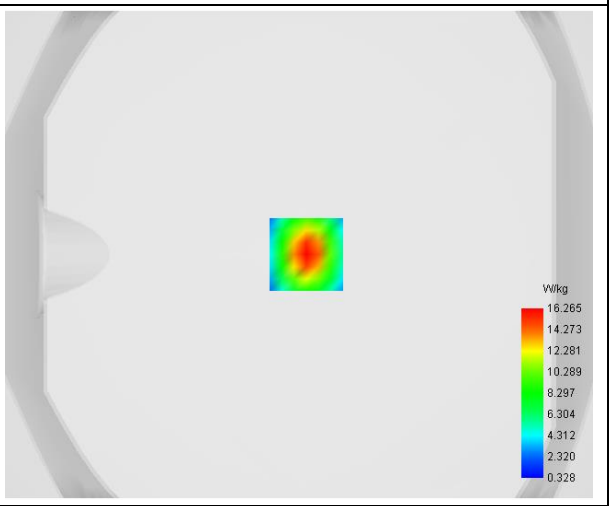

Maximum location: X=3.00, Y=0.00

D. SAR 1g & 10g

SAR 10g (W/Kg)	**6.553727**
SAR 1g (W/Kg)	**14.814545**

E. Z Axis Scan

Z (mm)	**0.00**	**4.00**	**8.00**	**12.00**	**16.00**
SAR (W/Kg)	**31.1802**	**16.2650**	**8.0339**	**3.9472**	**2.0732**

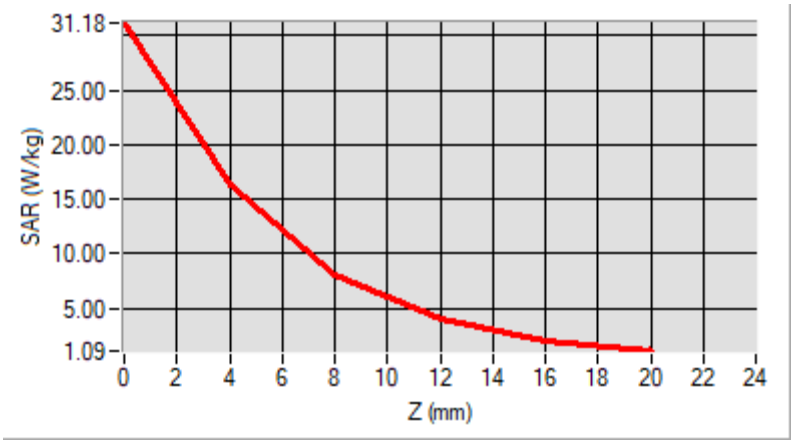

F. 3D Image

3D screen shot	Hot spot position
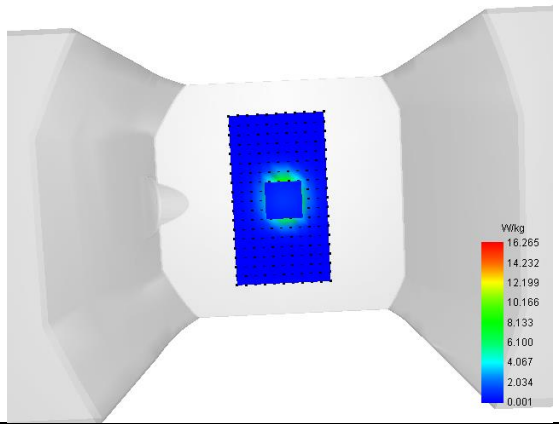	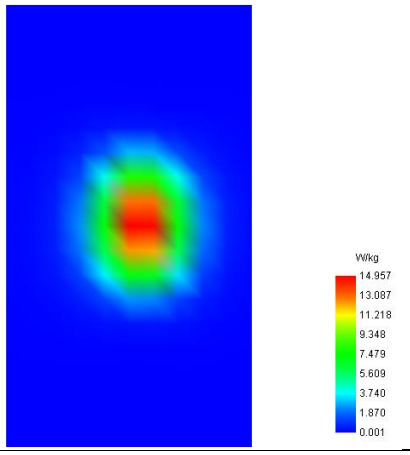

MEASUREMENT 8

Type: Validation measurement (Fast, 75.00 %)
Date of measurement: 2024-03-20
Measurement duration: 7 minutes 21 seconds
E-field Probe: SSE2 - SN 18/21 EPGO356; ConvF: 2.07; Calibrated: 2023-07-07

A. Experimental conditions

Area Scan	dx=8mm dy=8mm
Zoom Scan	dx=5mm dy=5mm dz=4mm
Phantom	Validation plane
Device Position	Dipole
Band	CW3500
Signal	CW (Crest factor: 1.0)

B. SAR Measurement Results

Frequency (MHz)	3500.000000
Relative Permittivity (real part)	36.423731
Conductivity (S/m)	3.041287
Power Variation (%)	0.543100
Ambient Temperature	22.9
Liquid Temperature	22.9

C. SAR Surface and Volume

SURFACE SAR	VOLUME SAR
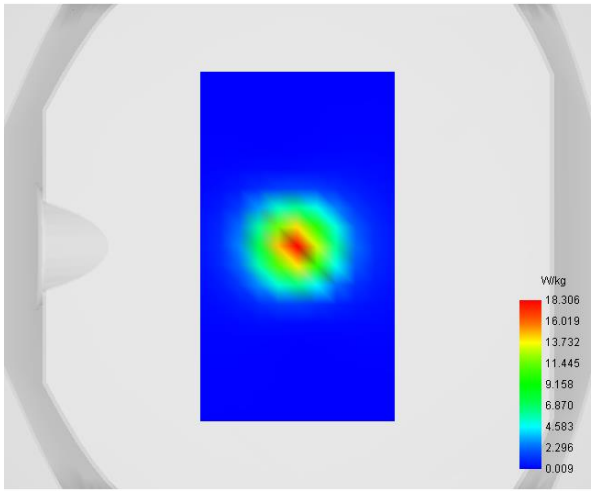	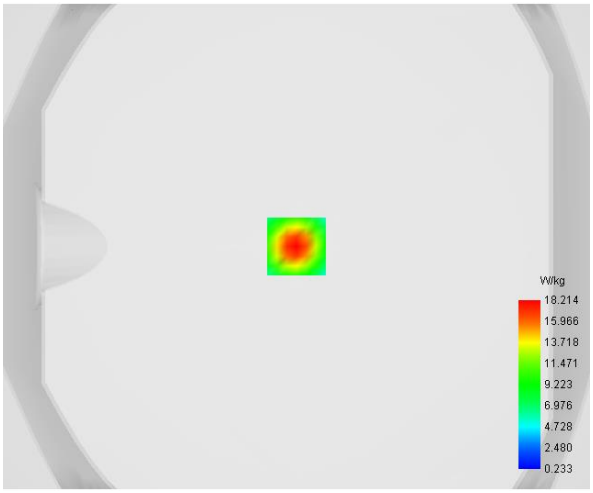

Maximum location: X=0.00, Y=0.00

D. SAR 1g & 10g

SAR 10g (W/Kg)	**6.791900**
SAR 1g (W/Kg)	**16.854076**

E. Z Axis Scan

Z (mm)	**0.00**	**4.00**	**6.00**	**8.00**	**10.00**	**12.00**	**14.00**	**16.00**	**18.00**
SAR (W/Kg)	**40.5521**	**18.2137**	**11.7914**	**7.4928**	**4.7792**	**3.0841**	**2.0253**	**1.3521**	**0.9043**

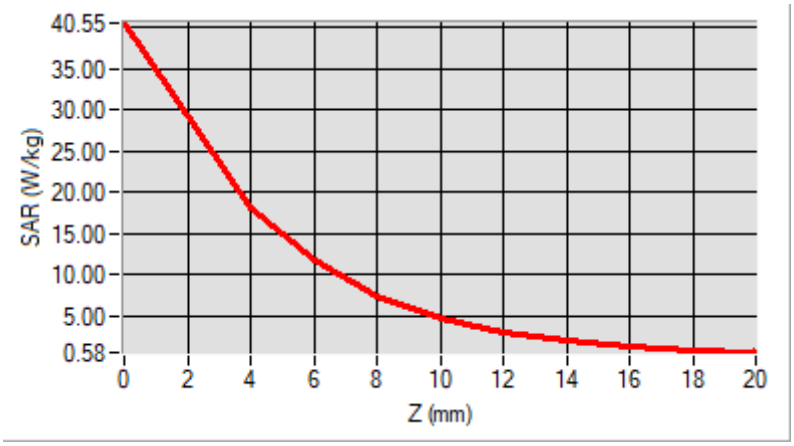

F. 3D Image

3D screen shot	**Hot spot position**
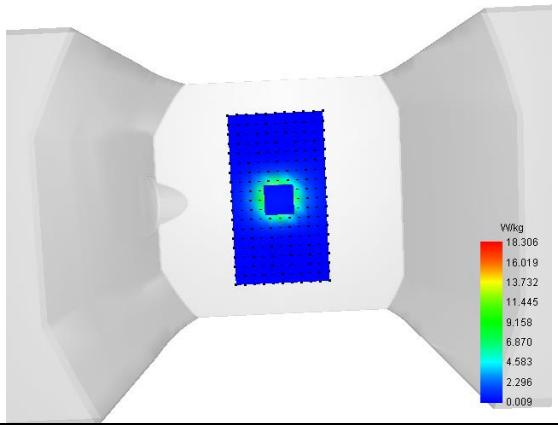	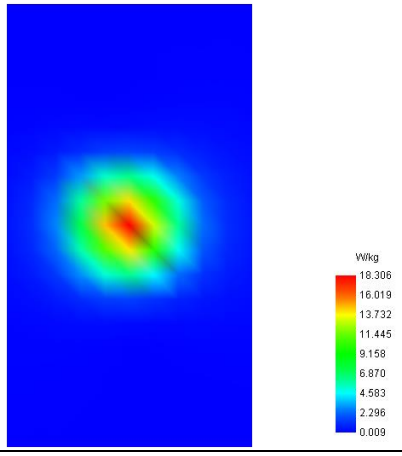

MEASUREMENT 9

Type: Validation measurement (Fast, 75.00 %)
Date of measurement: 2024-03-21
Measurement duration: 7 minutes 21 seconds
E-field Probe: SSE2 - SN 18/21 EPGO356; ConvF: 2.27; Calibrated: 2023-07-07

A. Experimental conditions

Area Scan	dx=8mm dy=8mm
Zoom Scan	dx=5mm dy=5mm dz=4mm
Phantom	Validation plane
Device Position	Dipole
Band	CW3700
Signal	Duty Cycle 1:1

B. SAR Measurement Results

Frequency (MHz)	3700.000000
Relative Permittivity (real part)	35.121724
Conductivity (S/m)	3.333695
Power Variation (%)	1.257400
Ambient Temperature	22.9
Liquid Temperature	22.9

C. SAR Surface and Volume

SURFACE SAR	VOLUME SAR
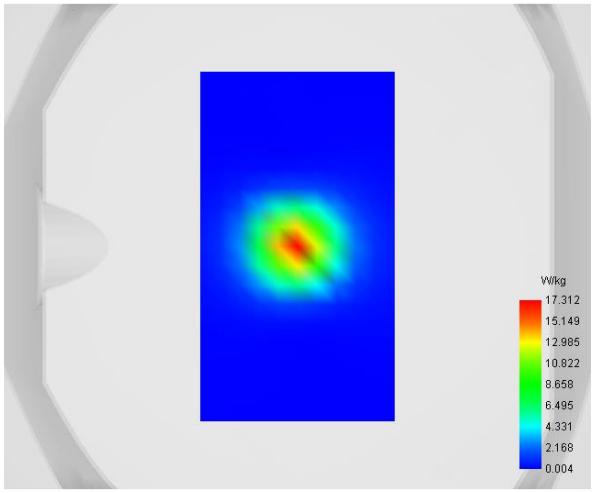	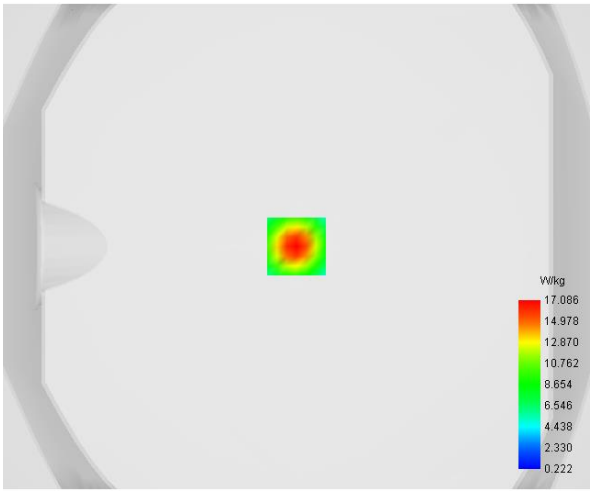

Maximum location: X=0.00, Y=0.00

D. SAR 1g & 10g

SAR 10g (W/Kg)	**6.422343**
SAR 1g (W/Kg)	**15.826571**

E. Z Axis Scan

Z (mm)	**0.00**	**4.00**	**6.00**	**8.00**	**10.00**	**12.00**	**14.00**	**16.00**	**18.00**
SAR (W/Kg)	**37.7152**	**17.0855**	**11.1228**	**7.1110**	**4.5615**	**2.9568**	**1.9461**	**1.2980**	**0.8639**

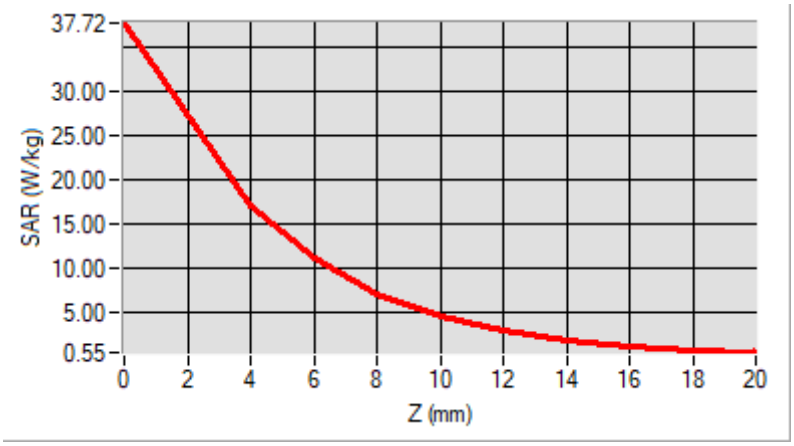

F. 3D Image

3D screen shot	**Hot spot position**
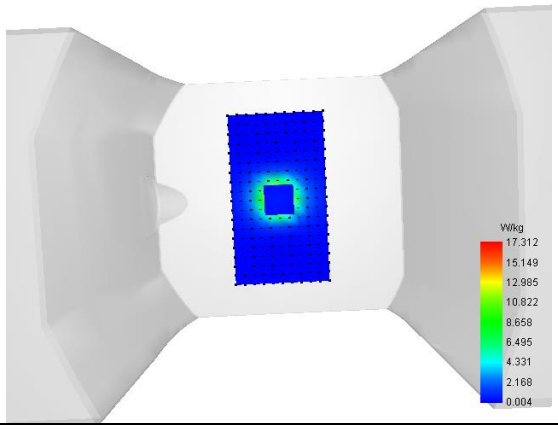	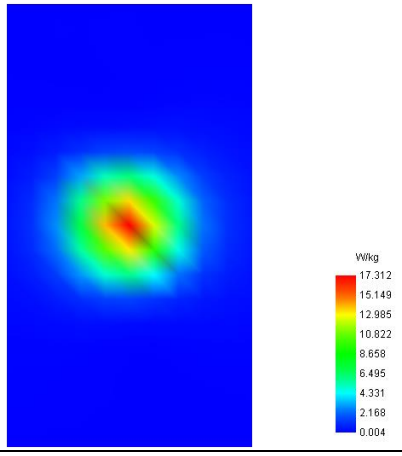

MEASUREMENT 10

Type: Validation measurement (Fast, 75.00 %)
Date of measurement: 2024-03-22
Measurement duration: 7 minutes 21 seconds
E-field Probe: SSE2 - SN 18/21 EPGO356; ConvF: 2.37; Calibrated: 2023-07-07

A. Experimental conditions

Area Scan	dx=8mm dy=8mm
Zoom Scan	dx=5mm dy=5mm dz=4mm
Phantom	Validation plane
Device Position	Dipole
Band	CW3900
Signal	CW (Crest factor: 1.0)

B. SAR Measurement Results

Frequency (MHz)	3900.000000
Relative Permittivity (real part)	34.274893
Conductivity (S/m)	3.651251
Power Variation (%)	1.423200
Ambient Temperature	22.9
Liquid Temperature	22.9

C. SAR Surface and Volume

SURFACE SAR	VOLUME SAR
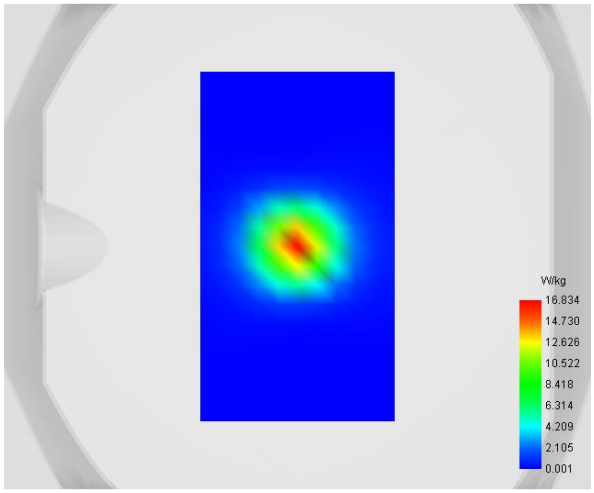	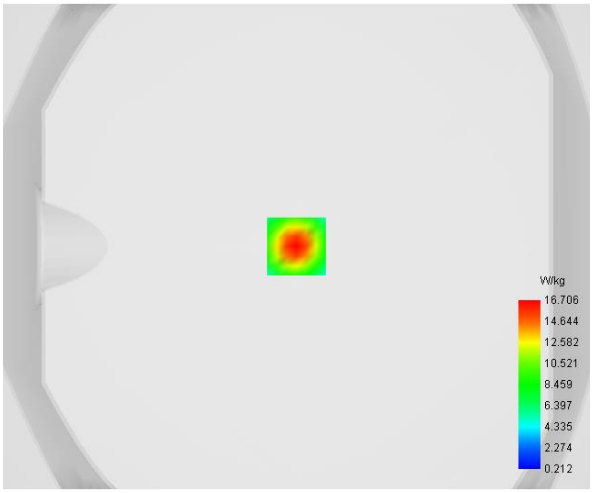

Maximum location: X=0.00, Y=0.00

D. SAR 1g & 10g

SAR 10g (W/Kg)	**6.246666**
SAR 1g (W/Kg)	**15.498792**

E. Z Axis Scan

Z (mm)	**0.00**	**4.00**	**6.00**	**8.00**	**10.00**	**12.00**	**14.00**	**16.00**	**18.00**
SAR (W/Kg)	**37.1790**	**16.7059**	**10.8174**	**6.8745**	**4.3841**	**2.8276**	**1.8548**	**1.2360**	**0.8244**

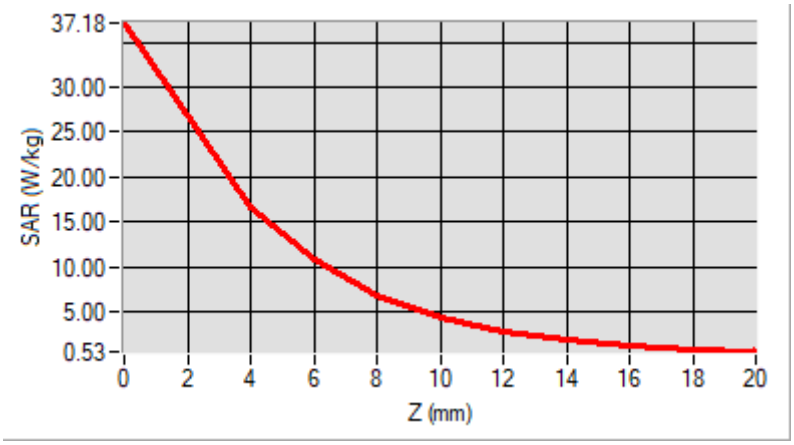

F. 3D Image

3D screen shot	**Hot spot position**
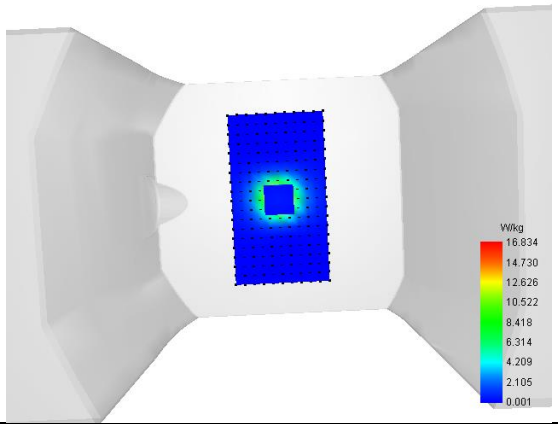	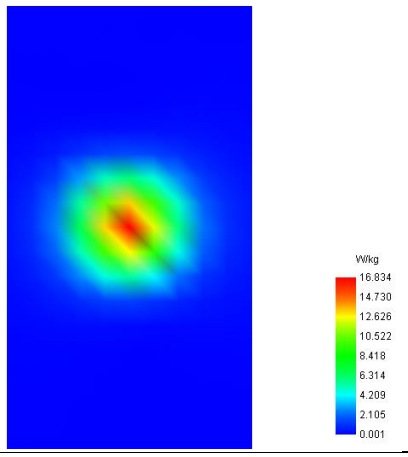

MEASUREMENT 11

Type: Validation measurement (Fast, 75.00 %)
Date of measurement: 2024-04-16
Measurement duration: 12 minutes 21 seconds
E-field Probe: SSE2 - SN 18/21 EPGO356; ConvF: 1.91; Calibrated: 2023-07-07

A. Experimental conditions

Area Scan	dx=8mm dy=8mm
Zoom Scan	dx=4mm dy=4mm dz=2mm
Phantom	Validation plane
Device Position	Dipole
Band	CW5200
Signal	CW (Crest factor: 1.0)

B. SAR Measurement Results

Frequency (MHz)	5200.000000
Relative Permittivity (real part)	36.753472
Conductivity (S/m)	4.692561
Power Variation (%)	2.348100
Ambient Temperature	22.6
Liquid Temperature	22.6

C. SAR Surface and Volume

SURFACE SAR	VOLUME SAR
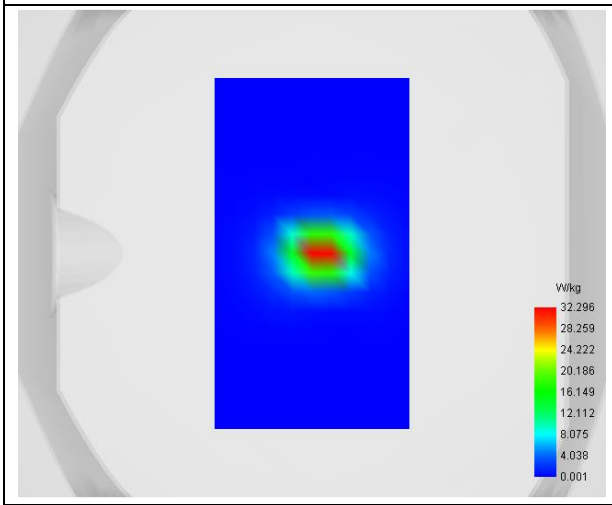	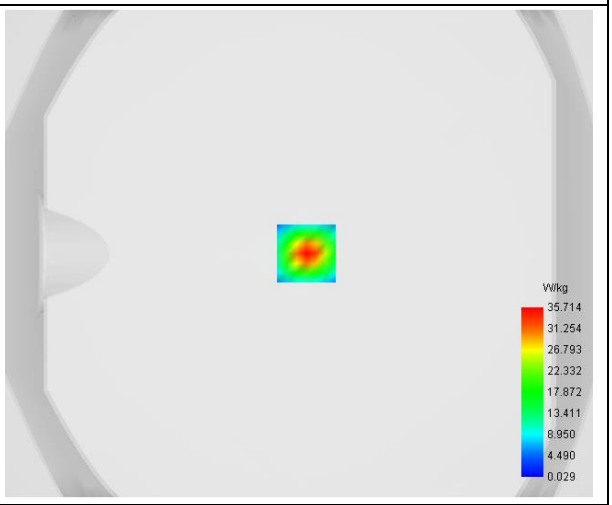

Maximum location: X=3.00, Y=0.00

D. SAR 1g & 10g

SAR 10g (W/Kg)	**5.214336**
SAR 1g (W/Kg)	**18.566732**

E. Z Axis Scan

Z (mm)	**0.00**	**2.00**	**4.00**	**6.00**	**8.00**	**10.00**	**12.00**	**14.00**	**16.00**
SAR (W/Kg)	**63.6940**	**35.7143**	**18.3619**	**8.6368**	**3.8326**	**1.6405**	**0.7180**	**0.3557**	**0.2183**

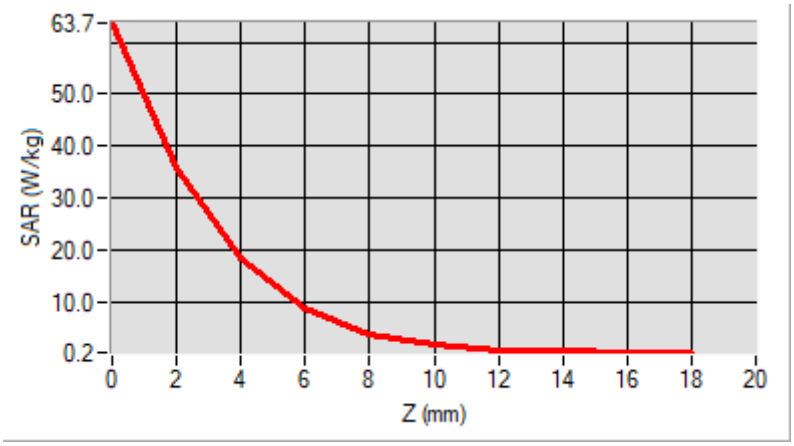

F. 3D Image

3D screen shot	**Hot spot position**
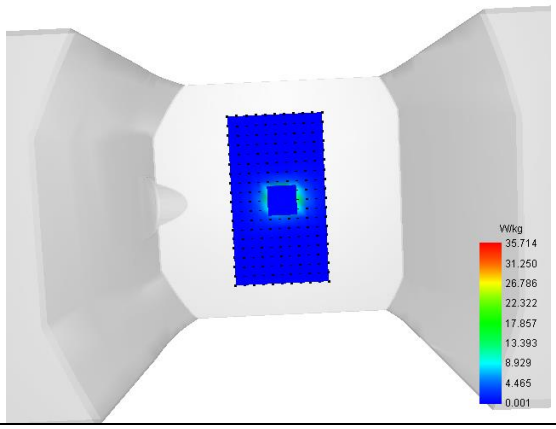	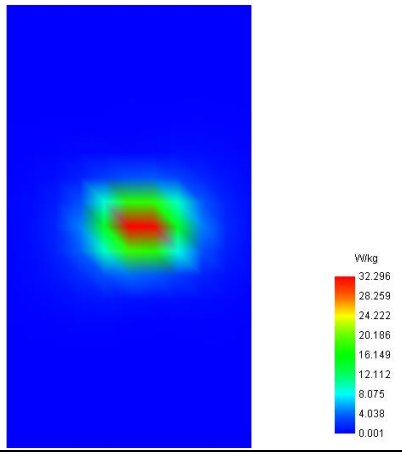

MEASUREMENT 12

Type: Validation measurement (Fast, 75.00 %)
Date of measurement: 2024-04-16
Measurement duration: 12 minutes 21 seconds
E-field Probe: SSE2 - SN 18/21 EPGO356; ConvF: 2.12; Calibrated: 2023-07-07

A. Experimental conditions

Area Scan	dx=8mm dy=8mm
Zoom Scan	dx=4mm dy=4mm dz=2mm
Phantom	Validation plane
Device Position	Dipole
Band	CW5400
Signal	CW (Crest factor: 1.0)

B. SAR Measurement Results

Frequency (MHz)	5400.000000
Relative Permittivity (real part)	36.633524
Conductivity (S/m)	4.832712
Power Variation (%)	1.374510
Ambient Temperature	22.6
Liquid Temperature	22.6

C. SAR Surface and Volume

SURFACE SAR	VOLUME SAR
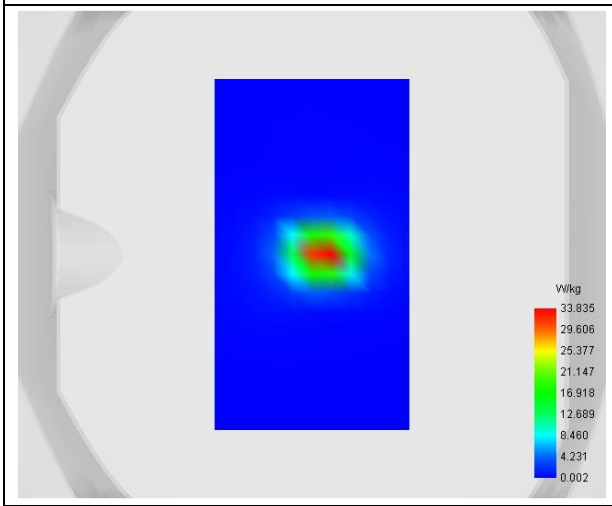	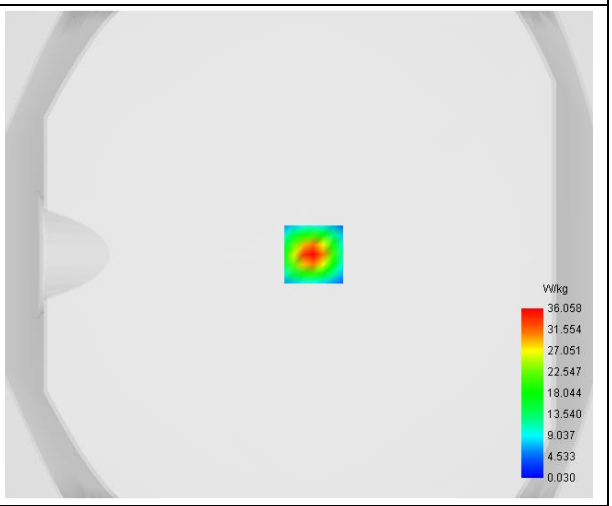

Maximum location: X=6.00, Y=0.00

D. SAR 1g & 10g

SAR 10g (W/Kg)	**5.463589**
SAR 1g (W/Kg)	**18.979345**

E. Z Axis Scan

Z (mm)	0.00	2.00	4.00	6.00	8.00	10.00	12.00	14.00	16.00
SAR (W/Kg)	62.9456	36.0579	19.1617	9.4529	4.4747	2.0809	0.9976	0.5283	0.3243

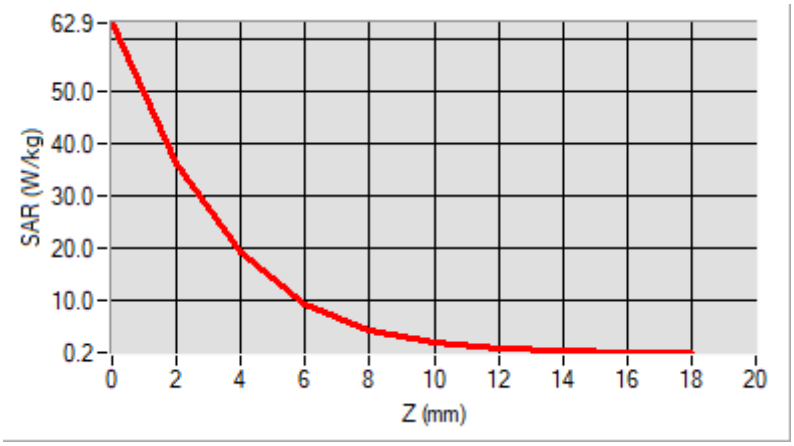

F. 3D Image

3D screen shot	Hot spot position
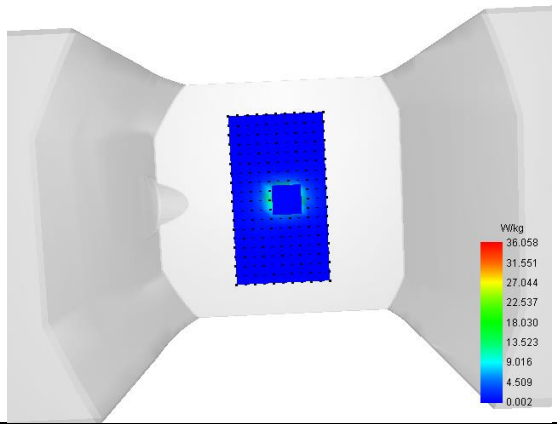	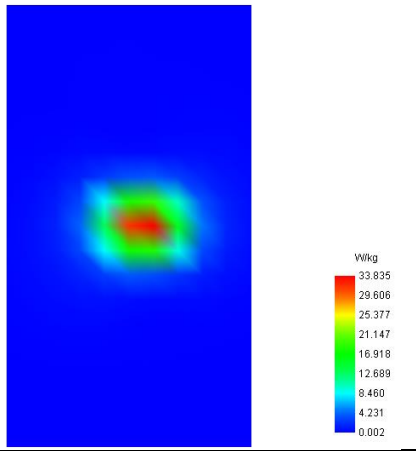

MEASUREMENT 13

Type: Validation measurement (Fast, 75.00 %)
Date of measurement: 2024-04-17
Measurement duration: 12 minutes 21 seconds
E-field Probe: SSE2 - SN 18/21 EPGO356; ConvF: 2.25; Calibrated: 2023-07-07

A. Experimental conditions

Area Scan	dx=8mm dy=8mm
Zoom Scan	dx=4mm dy=4mm dz=2mm
Phantom	Validation plane
Device Position	Dipole
Band	CW5600
Signal	CW (Crest factor: 1.0)

B. SAR Measurement Results

Frequency (MHz)	5600.000000
Relative Permittivity (real part)	36.724214
Conductivity (S/m)	5.112812
Power Variation (%)	1.452100
Ambient Temperature	22.6
Liquid Temperature	22.6

C. SAR Surface and Volume

SURFACE SAR	VOLUME SAR
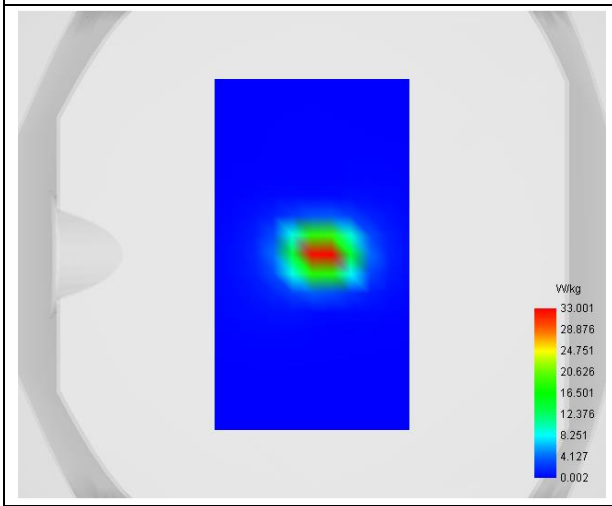	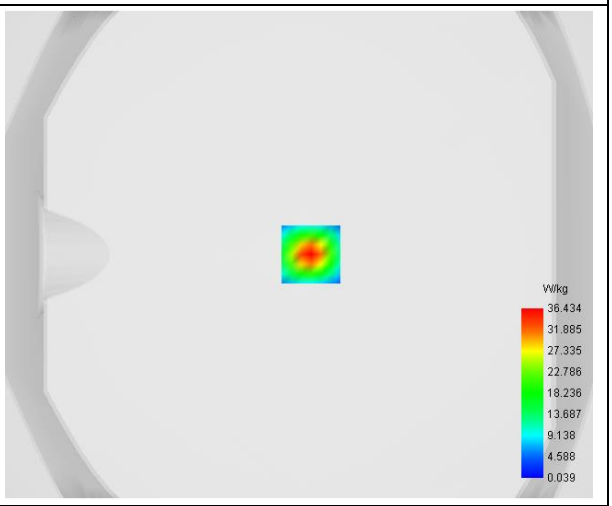

Maximum location: X=5.00, Y=0.00

D. SAR 1g & 10g

SAR 10g (W/Kg)	**5.462480**
SAR 1g (W/Kg)	**19.007904**

E. Z Axis Scan

Z (mm)	**0.00**	**2.00**	**4.00**	**6.00**	**8.00**	**10.00**	**12.00**	**14.00**	**16.00**
SAR (W/Kg)	**63.6335**	**36.4339**	**19.3475**	**9.5356**	**4.5091**	**2.0948**	**1.0039**	**0.5323**	**0.3279**

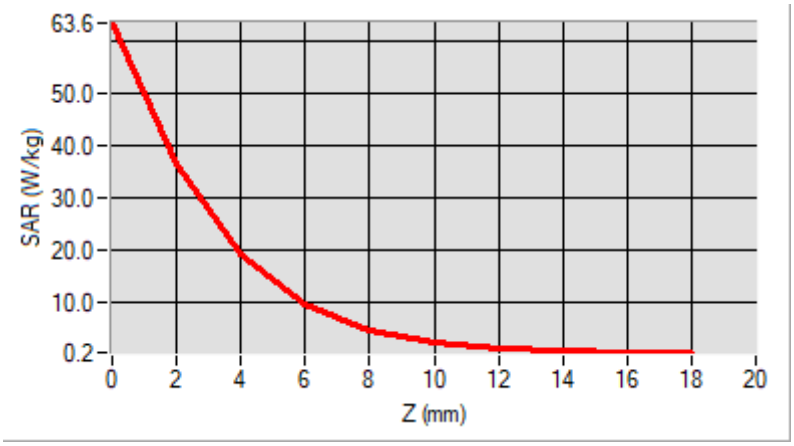

F. 3D Image

3D screen shot	**Hot spot position**
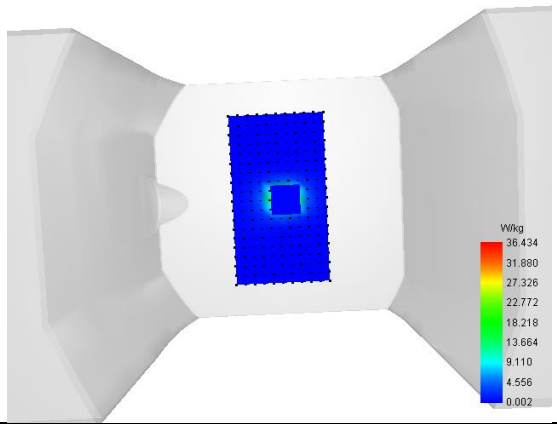	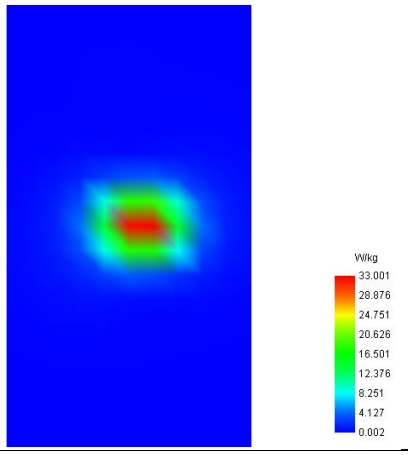

MEASUREMENT 14

Type: Validation measurement (Fast, 75.00 %)
Date of measurement: 2024-04-17
Measurement duration: 12 minutes 21 seconds
E-field Probe: SSE2 - SN 18/21 EPGO356; ConvF: 2.15; Calibrated: 2023-07-07

A. Experimental conditions

Area Scan	dx=8mm dy=8mm
Zoom Scan	dx=4mm dy=4mm dz=2mm
Phantom	Validation plane
Device Position	Dipole
Band	CW5800
Signal	CW (Crest factor: 1.0)

B. SAR Measurement Results

Frequency (MHz)	5800.000000
Relative Permittivity (real part)	36.344114
Conductivity (S/m)	5.191295
Power Variation (%)	-1.437500
Ambient Temperature	22.6
Liquid Temperature	22.6

C. SAR Surface and Volume

SURFACE SAR	VOLUME SAR
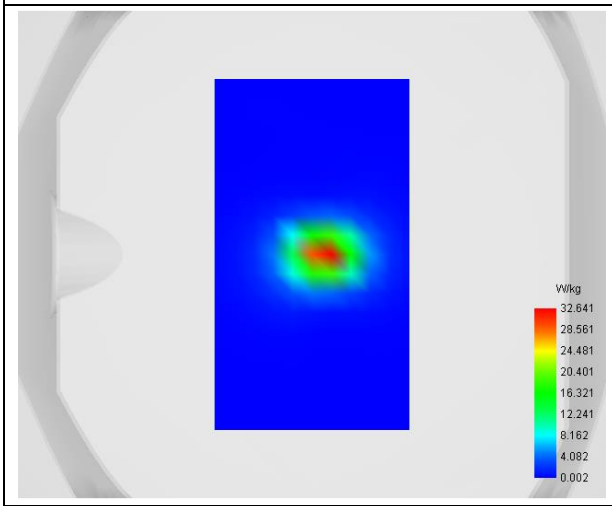	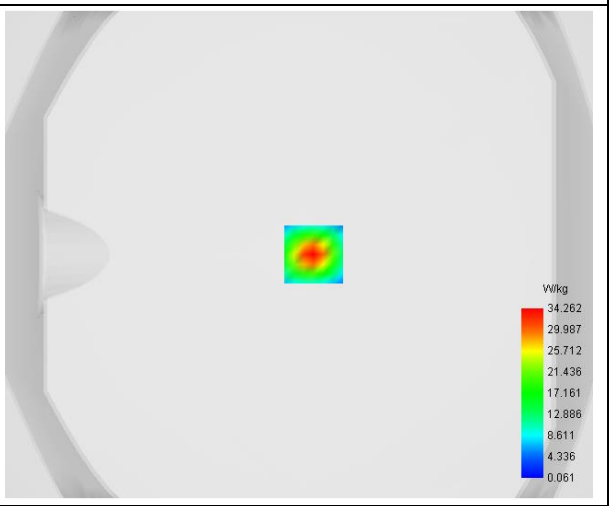

Maximum location: X=6.00, Y=0.00

D. SAR 1g & 10g

SAR 10g (W/Kg)	**5.385932**
SAR 1g (W/Kg)	**18.087402**

E. Z Axis Scan

Z (mm)	0.00	2.00	4.00	6.00	8.00	10.00	12.00	14.00	16.00
SAR (W/Kg)	59.3203	34.2617	18.4347	9.2545	4.4822	2.1439	1.0586	0.5728	0.3524

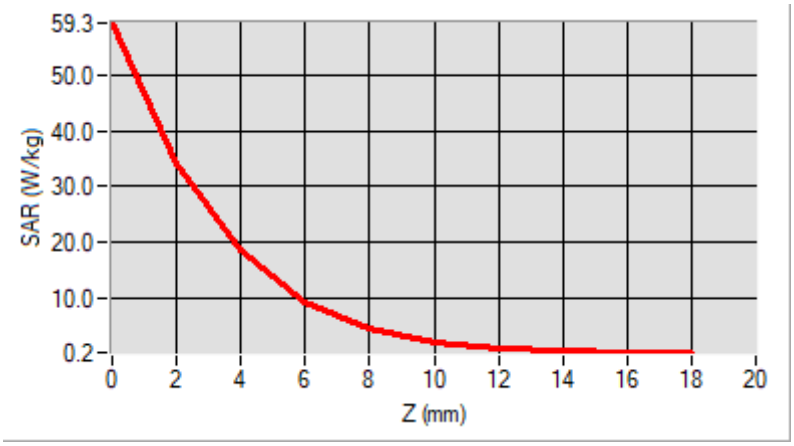

F. 3D Image

3D screen shot	Hot spot position
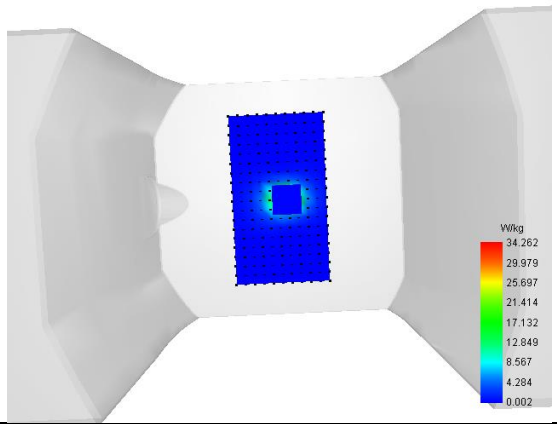	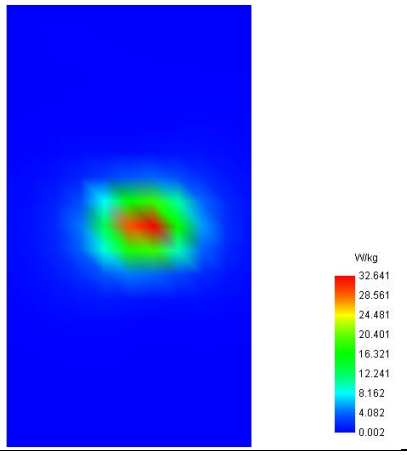

Annex B. Plots of SAR Measurement

MEASUREMENT 1

Type: Phone measurement (Complete)
Date of measurement: 2024-03-08
Measurement duration: 12 minutes 3 seconds
E-field Probe: SSE2 - SN 18/21 EPGO356; ConvF: 2.11; Calibrated: 2023-07-07

A. Experimental conditions

Area Scan	dx=9mm dy=9mm
Zoom Scan	dx=5mm dy=5mm dz=4mm
Phantom	Flat Plane
Device Position	Front
Band	LTE Band 2/25
Channels	QPSK, 20MHz, 1RB, Middle
Signal	Duty Cycle: 1:1

B. SAR Measurement Results

Frequency (MHz)	1882.500000
Relative Permittivity (real part)	39.544216
Conductivity (S/m)	1.371368
Power Variation (%)	-1.541700
Ambient Temperature	22.8
Liquid Temperature	22.8

C. SAR Surface and Volume

SURFACE SAR	VOLUME SAR
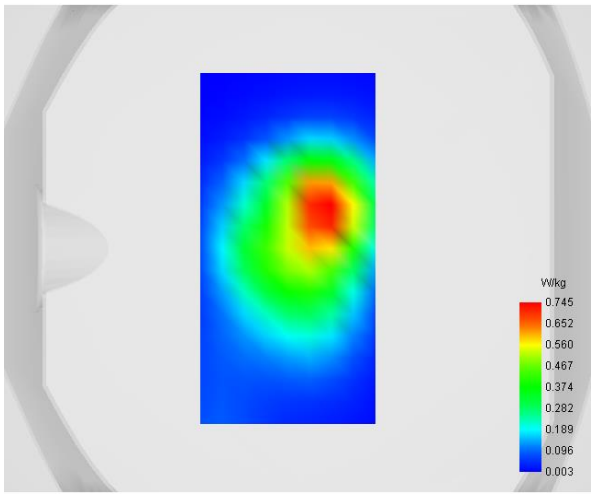	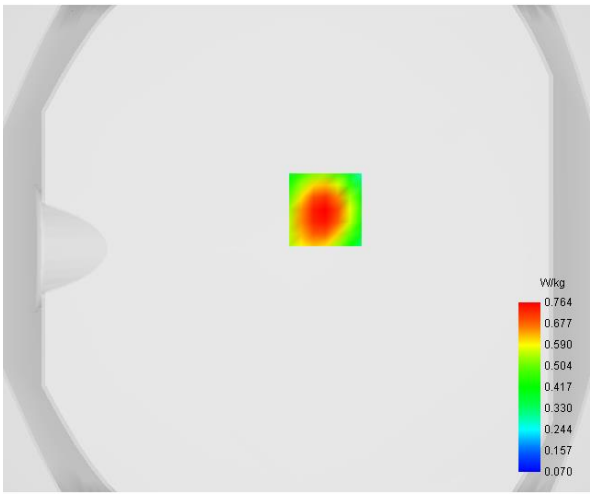

Maximum location: X=12.00, Y=16.00

D. SAR 1g & 10g

SAR 10g (W/Kg)	**0.415460**
SAR 1g (W/Kg)	**0.714235**

E. Z Axis Scan

Z (mm)	**0.00**	**4.00**	**8.00**	**12.00**	**16.00**
SAR (W/Kg)	**1.1424**	**0.7639**	**0.5056**	**0.3363**	**0.2267**

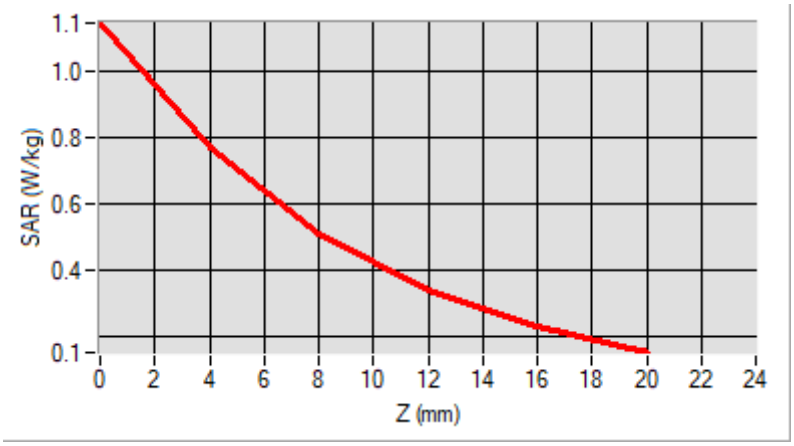

F. 3D Image

3D screen shot	**Hot spot position**
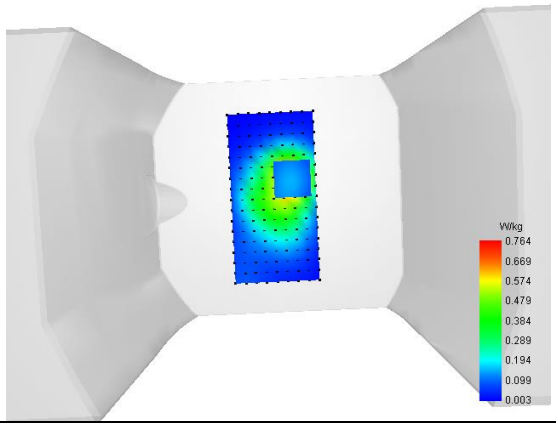	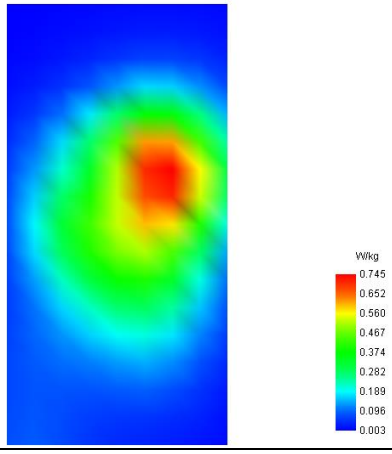

MEASUREMENT 2

Type: Phone measurement (Complete)
Date of measurement: 2024-03-08
Measurement duration: 12 minutes 3 seconds
E-field Probe: SSE2 - SN 18/21 EPGO356; ConvF: 2.11; Calibrated: 2023-07-07

A. Experimental conditions

Area Scan	dx=9mm dy=9mm
Zoom Scan	dx=5mm dy=5mm dz=4mm
Phantom	Flat Plane
Device Position	Back
Band	LTE Band 4/66
Channels	QPSK, 5MHz, 1RB, High
Signal	Duty Cycle 1:1

B. SAR Measurement Results

Frequency (MHz)	1777.500000
Relative Permittivity (real part)	39.541489
Conductivity (S/m)	1.372508
Power Variation (%)	1.374700
Ambient Temperature	22.8
Liquid Temperature	22.8

C. SAR Surface and Volume

SURFACE SAR	VOLUME SAR
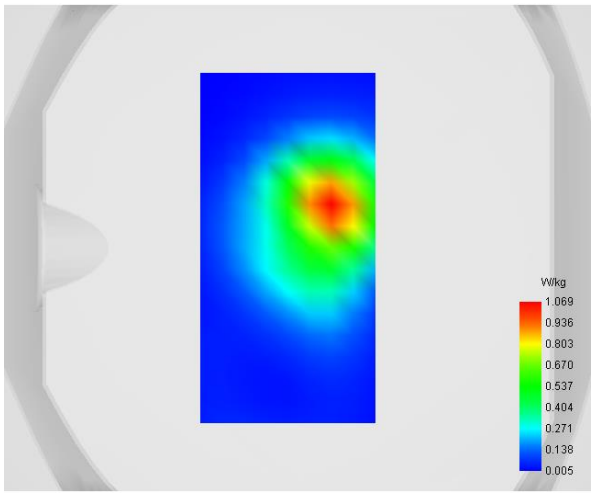	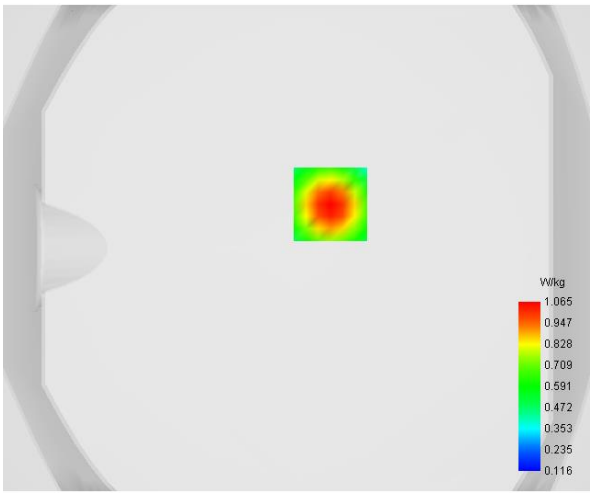

Maximum location: X=14.00, Y=18.00

D. SAR 1g & 10g

SAR 10g (W/Kg)	**0.579630**
SAR 1g (W/Kg)	**0.988340**

E. Z Axis Scan

Z (mm)	**0.00**	**4.00**	**8.00**	**12.00**	**16.00**
SAR (W/Kg)	**1.5574**	**1.0653**	**0.7240**	**0.4962**	**0.3455**

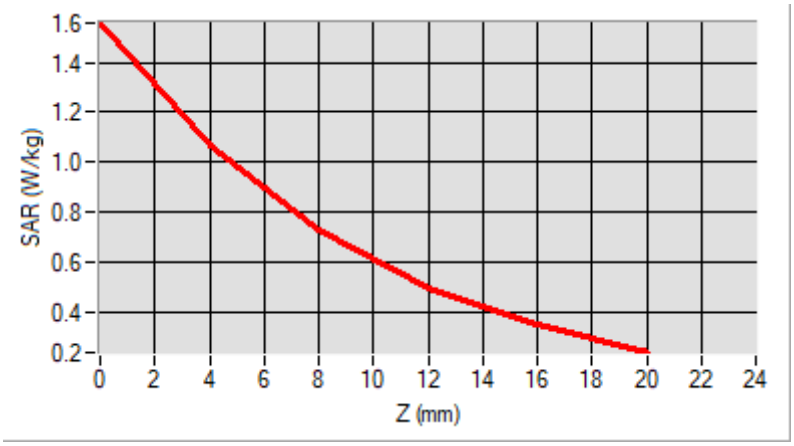

F. 3D Image

3D screen shot	**Hot spot position**
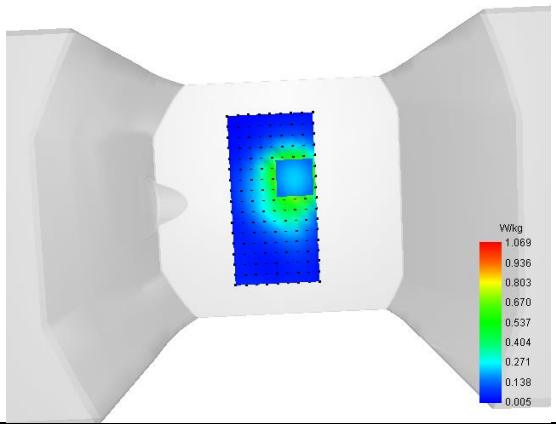	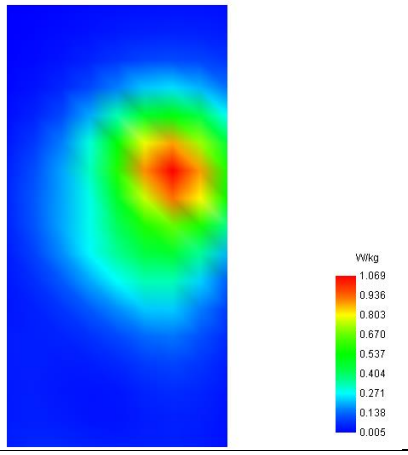

MEASUREMENT 3

Type: Phone measurement (Complete)
Date of measurement: 2024-03-25
Measurement duration: 12 minutes 3 seconds
E-field Probe: SSE2 - SN 18/21 EPGO356; ConvF: 1.71; Calibrated: 2023-07-07

A. Experimental conditions

Area Scan	dx=9mm dy=9mm
Zoom Scan	dx=5mm dy=5mm dz=4mm
Phantom	Flat Plane
Device Position	Front
Band	LTE Band 5/26(824-849MHz)
Channels	QPSK, 5MHz, 1RB, High
Signal	Duty Cycle 1:1

B. SAR Measurement Results

Frequency (MHz)	846.5000000
Relative Permittivity (real part)	42.261692
Conductivity (S/m)	0.871828
Power Variation (%)	-0.425700
Ambient Temperature	22.9
Liquid Temperature	22.9

C. SAR Surface and Volume

SURFACE SAR	VOLUME SAR
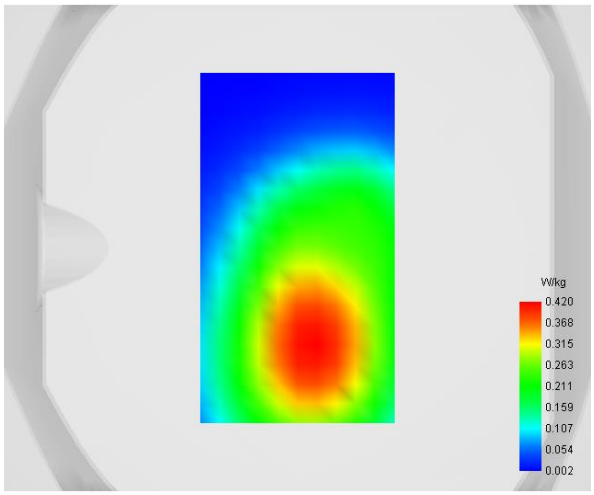	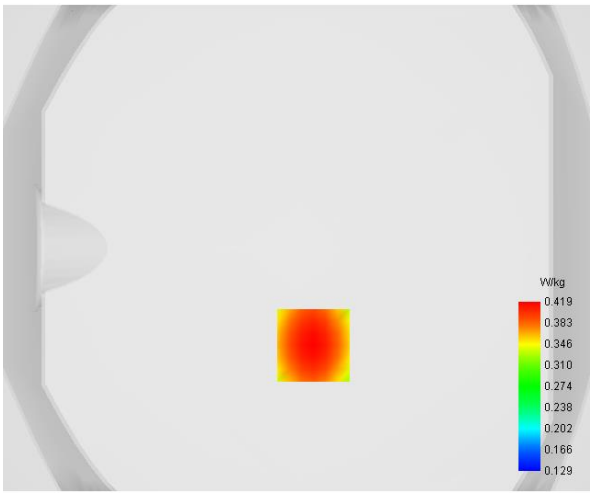

Maximum location: X=7.00, Y=-40.00

D. SAR 1g & 10g

SAR 10g (W/Kg)	**0.293045**
SAR 1g (W/Kg)	**0.401740**

E. Z Axis Scan

Z (mm)	**0.00**	**4.00**	**8.00**	**12.00**	**16.00**
SAR (W/Kg)	**0.5192**	**0.4187**	**0.3365**	**0.2702**	**0.2164**

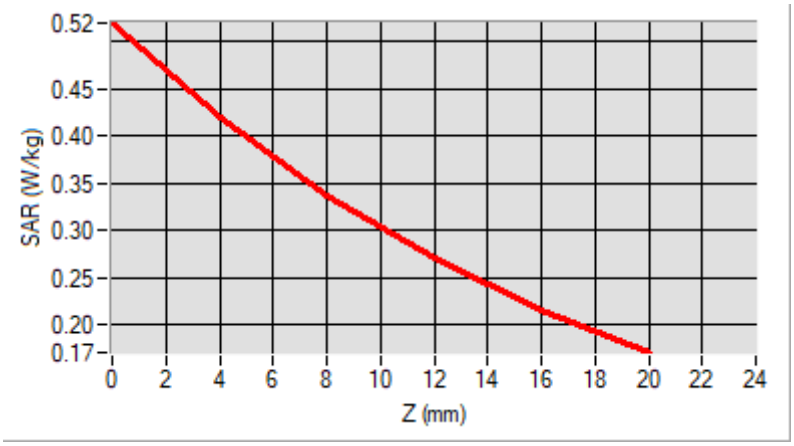

F. 3D Image

3D screen shot	**Hot spot position**
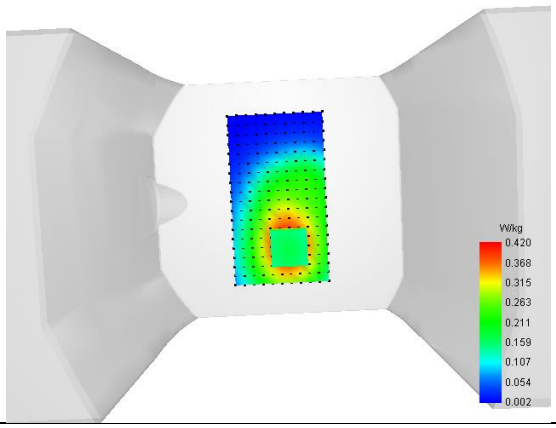	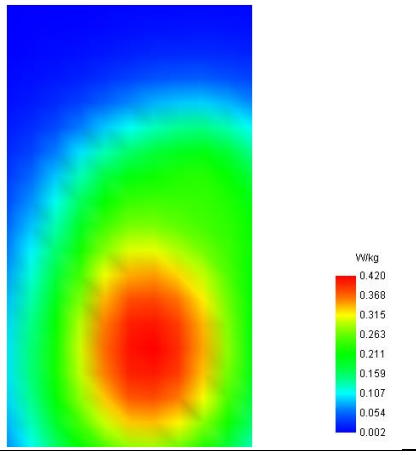

MEASUREMENT 4

Type: Phone measurement (Complete)
Date of measurement: 2024-03-17
Measurement duration: 12 minutes 3 seconds
E-field Probe: SSE2 - SN 18/21 EPGO356; ConvF: 2.22; Calibrated: 2023-07-07

A. Experimental conditions

Area Scan	dx=9mm dy=9mm
Zoom Scan	dx=5mm dy=5mm dz=4mm
Phantom	Flat Plane
Device Position	Front
Band	LTE Band 7
Channels	QPSK, 20MHz, 1RB, High
Signal	Duty Cycle 1:1

B. SAR Measurement Results

Frequency (MHz)	2560.0000000
Relative Permittivity (real part)	38.871692
Conductivity (S/m)	1.934695
Power Variation (%)	0.265800
Ambient Temperature	22.5
Liquid Temperature	22.5

C. SAR Surface and Volume

SURFACE SAR	VOLUME SAR
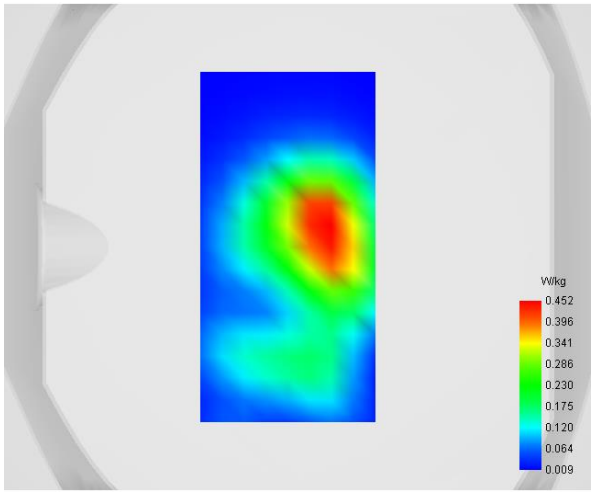	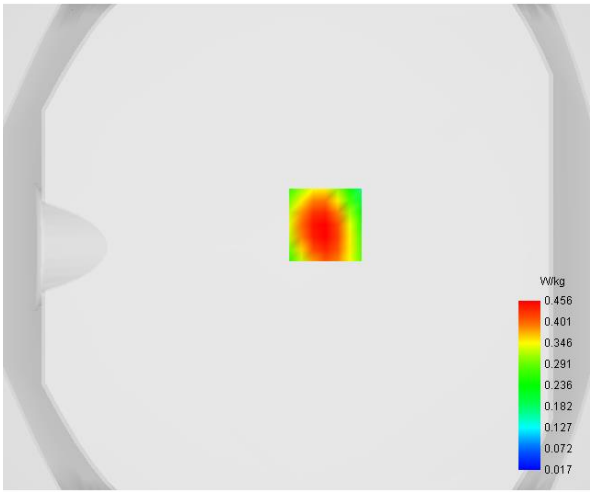

Maximum location: X=12.00, Y=9.00

D. SAR 1g & 10g

SAR 10g (W/Kg)	**0.225303**
SAR 1g (W/Kg)	**0.431464**

E. Z Axis Scan

Z (mm)	**0.00**	**4.00**	**8.00**	**12.00**	**16.00**
SAR (W/Kg)	**0.7933**	**0.4555**	**0.2516**	**0.1369**	**0.0751**

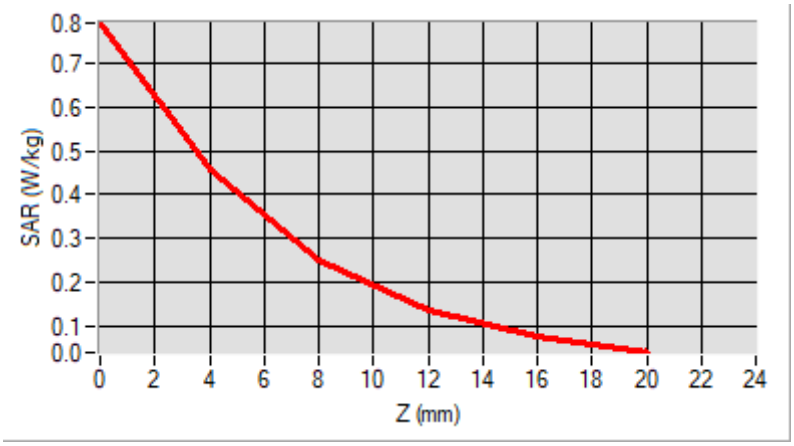

F. 3D Image

3D screen shot	**Hot spot position**
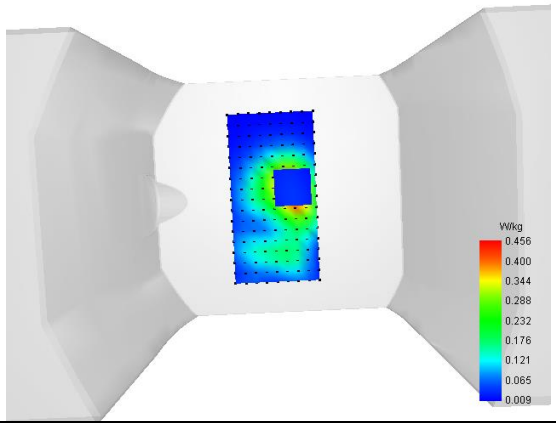	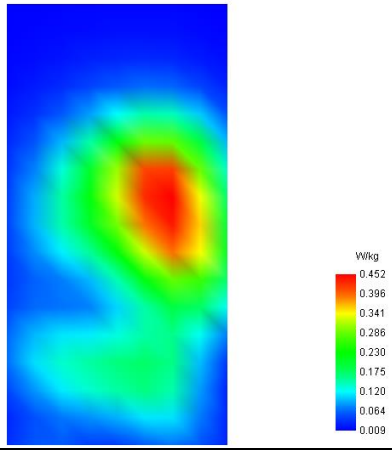

MEASUREMENT 5

Type: Phone measurement (Complete)
Date of measurement: 2024-03-27
Measurement duration: 12 minutes 3 seconds
E-field Probe: SSE2 - SN 18/21 EPGO356; ConvF: 1.67; Calibrated: 2023-07-07

A. Experimental conditions

Area Scan	dx=9mm dy=9mm
Zoom Scan	dx=5mm dy=5mm dz=4mm
Phantom	Flat Plane
Device Position	Front
Band	LTE Band 12
Channels	QPSK, 10MHz, 1RB, High
Signal	Duty Cycle 1:1

B. SAR Measurement Results

Frequency (MHz)	711.000000
Relative Permittivity (real part)	42.282941
Conductivity (S/m)	0.861023
Power Variation (%)	0.915700
Ambient Temperature	22.5
Liquid Temperature	22.5

C. SAR Surface and Volume

SURFACE SAR	VOLUME SAR
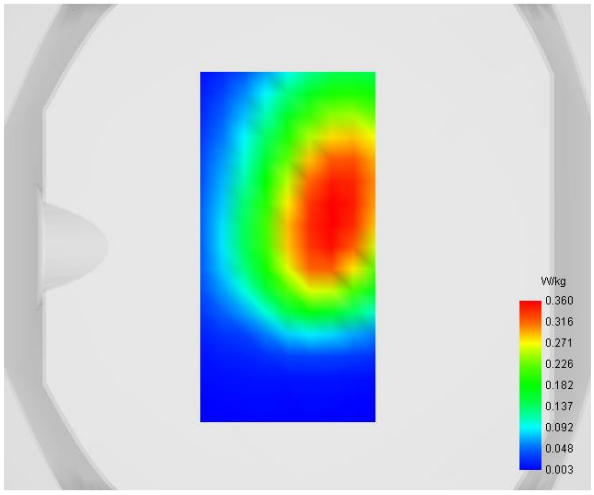	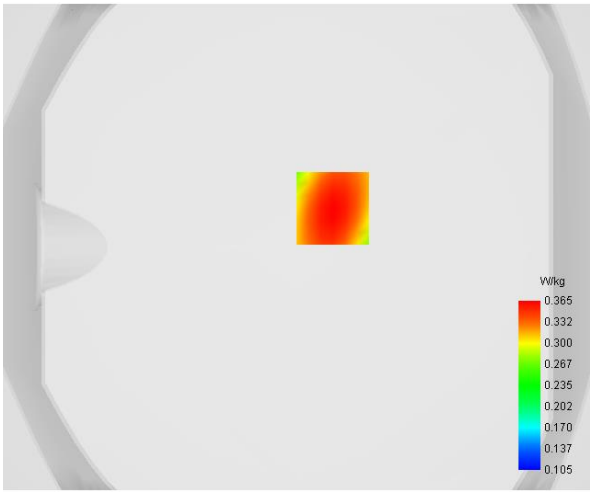

Maximum location: X=15.00, Y=16.00

D. SAR 1g & 10g

SAR 10g (W/Kg)	**0.254875**
SAR 1g (W/Kg)	**0.350337**

E. Z Axis Scan

Z (mm)	**0.00**	**4.00**	**8.00**	**12.00**	**16.00**
SAR (W/Kg)	**0.4634**	**0.3645**	**0.2875**	**0.2289**	**0.1840**

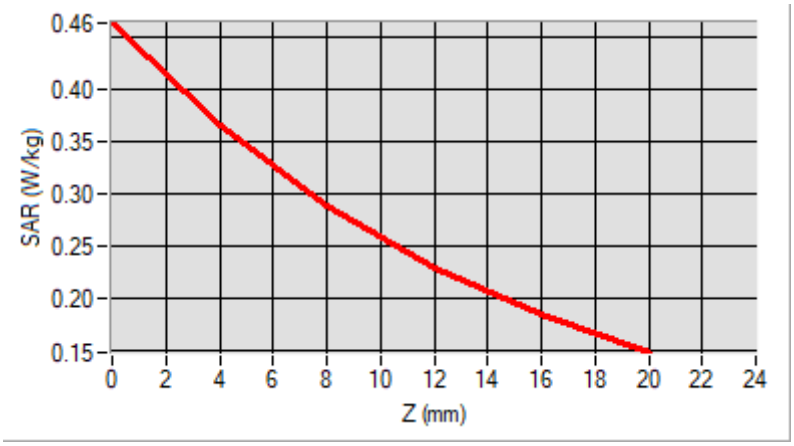

F. 3D Image

3D screen shot	**Hot spot position**
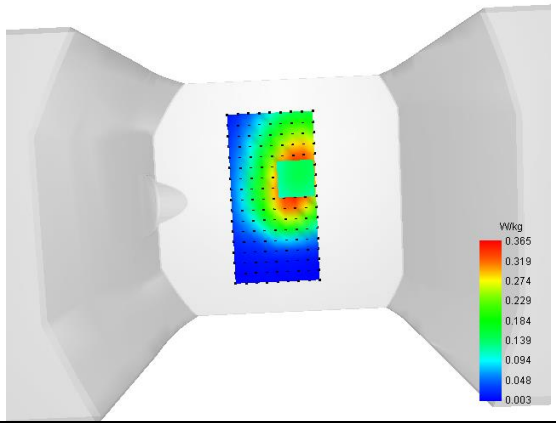	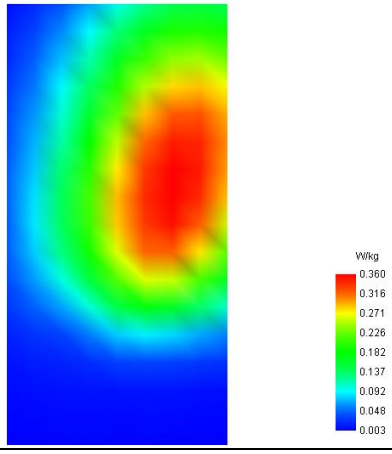

MEASUREMENT 6

Type: Phone measurement (Complete)
Date of measurement: 2024-03-27
Measurement duration: 12 minutes 3 seconds
E-field Probe: SSE2 - SN 18/21 EPGO356; ConvF: 1.67; Calibrated: 2023-07-07

A. Experimental conditions

Area Scan	dx=9mm dy=9mm
Zoom Scan	dx=5mm dy=5mm dz=4mm
Phantom	Flat Plane
Device Position	Back
Band	LTE Band 13
Channels	QPSK, 10MHz, 1RB, Low
Signal	Duty Cycle 1:1

B. SAR Measurement Results

Frequency (MHz)	779.500000
Relative Permittivity (real part)	42.281457
Conductivity (S/m)	0.862447
Power Variation (%)	-0.365700
Ambient Temperature	22.5
Liquid Temperature	22.5

C. SAR Surface and Volume

SURFACE SAR	VOLUME SAR
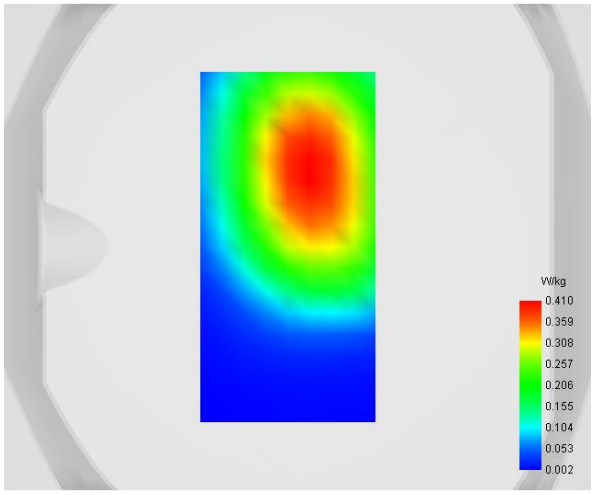	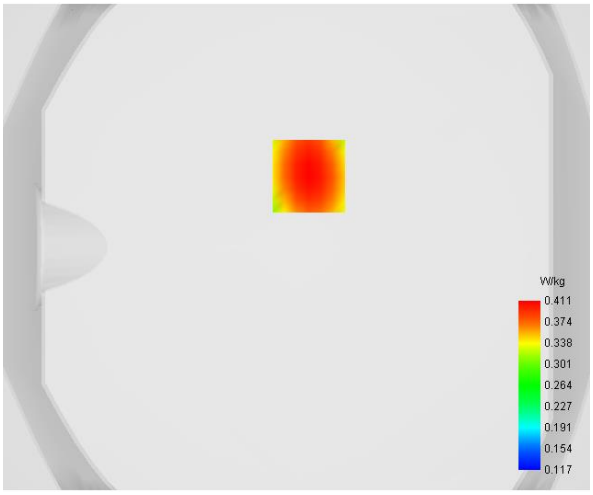

Maximum location: X=5.00, Y=29.00

D. SAR 1g & 10g

SAR 10g (W/Kg)	**0.283289**
SAR 1g (W/Kg)	**0.394118**

E. Z Axis Scan

Z (mm)	**0.00**	**4.00**	**8.00**	**12.00**	**16.00**
SAR (W/Kg)	**0.5164**	**0.4110**	**0.3257**	**0.2578**	**0.2033**

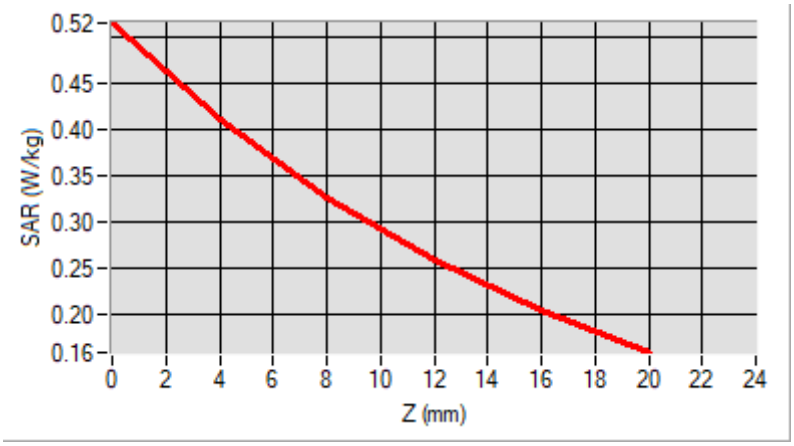

F. 3D Image

3D screen shot	**Hot spot position**
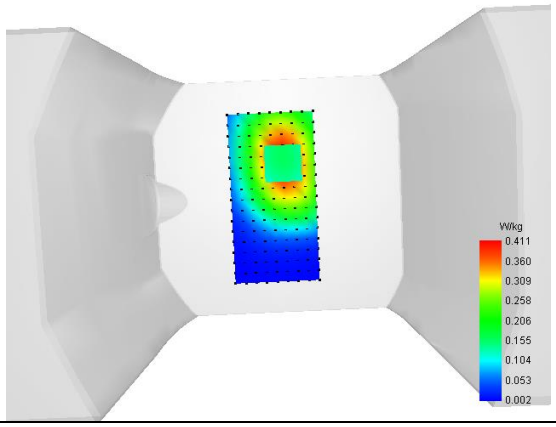	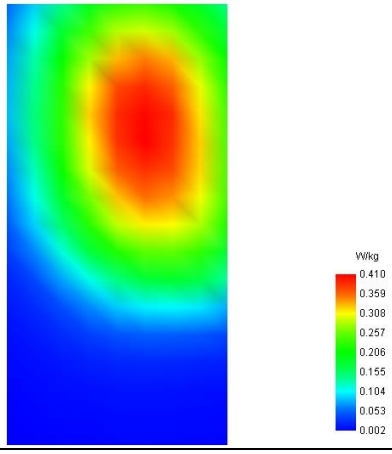

MEASUREMENT 7

Type: Phone measurement (Complete)
Date of measurement: 2024-03-27
Measurement duration: 12 minutes 3 seconds
E-field Probe: SSE2 - SN 18/21 EPGO356; ConvF: 1.67; Calibrated: 2023-07-07

A. Experimental conditions

Area Scan	dx=9mm dy=9mm
Zoom Scan	dx=5mm dy=5mm dz=4mm
Phantom	Flat Plane
Device Position	Front
Band	LTE Band 14
Channels	QPSK, 10MHz, 1RB, Middle
Signal	Duty Cycle 1:1

B. SAR Measurement Results

Frequency (MHz)	793.000000
Relative Permittivity (real part)	42.281634
Conductivity (S/m)	0.863645
Power Variation (%)	1.651700
Ambient Temperature	22.5
Liquid Temperature	22.5

C. SAR Surface and Volume

SURFACE SAR	VOLUME SAR
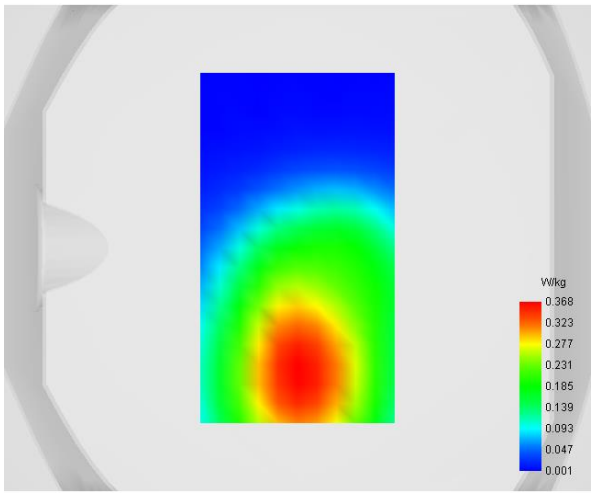	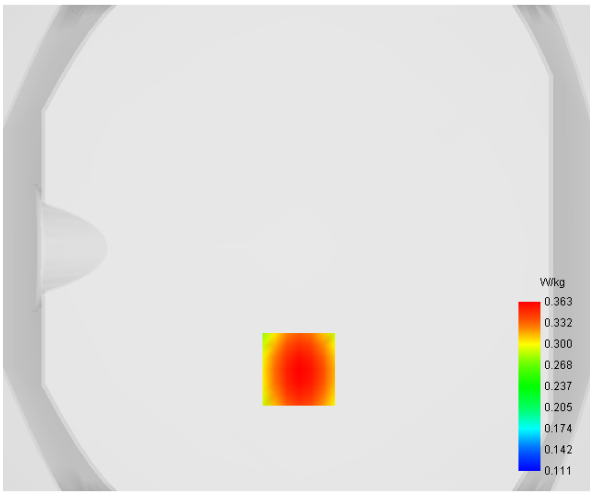

Maximum location: X=1.00, Y=-50.00

D. SAR 1g & 10g

SAR 10g (W/Kg)	**0.253118**
SAR 1g (W/Kg)	**0.348906**

E. Z Axis Scan

Z (mm)	**0.00**	**4.00**	**8.00**	**12.00**	**16.00**
SAR (W/Kg)	**0.4470**	**0.3631**	**0.2926**	**0.2341**	**0.1854**

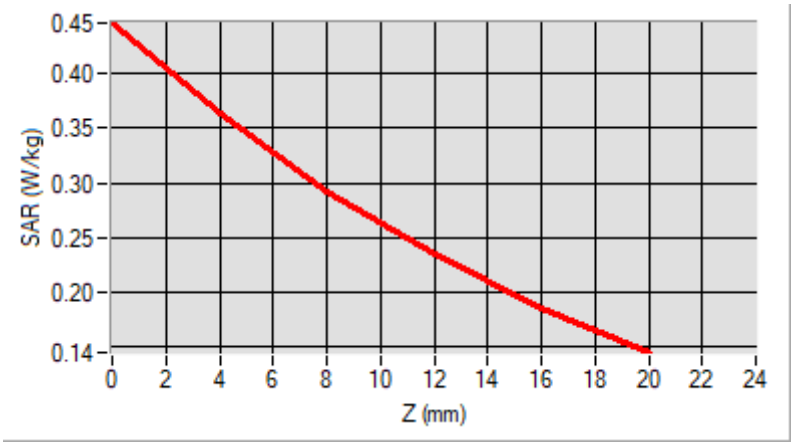

F. 3D Image

3D screen shot	**Hot spot position**
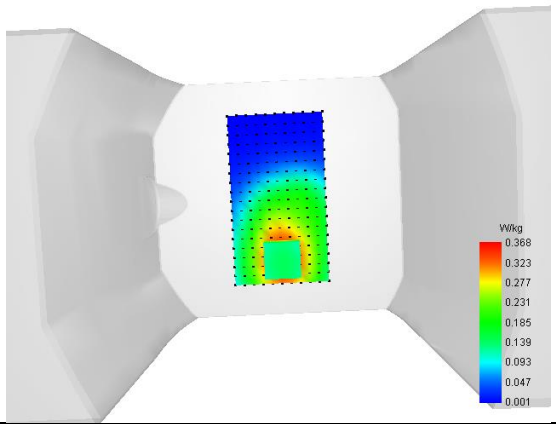	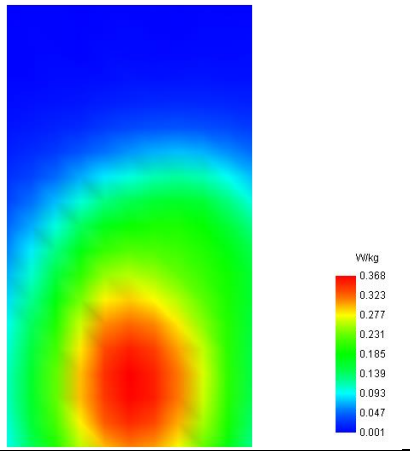

MEASUREMENT 8

Type: Phone measurement (Complete)
Date of measurement: 2024-03-27
Measurement duration: 12 minutes 3 seconds
E-field Probe: SSE2 - SN 18/21 EPGO356; ConvF: 1.67; Calibrated: 2023-07-07

A. Experimental conditions

Area Scan	dx=9mm dy=9mm
Zoom Scan	dx=5mm dy=5mm dz=4mm
Phantom	Flat Plane
Device Position	Front
Band	LTE Band 17
Channels	16QAM, 10MHz, 1RB, High
Signal	Duty Cycle 1:1

B. SAR Measurement Results

Frequency (MHz)	711.000000
Relative Permittivity (real part)	42.281634
Conductivity (S/m)	0.863645
Power Variation (%)	1.651700
Ambient Temperature	22.5
Liquid Temperature	22.5

C. SAR Surface and Volume

SURFACE SAR	VOLUME SAR
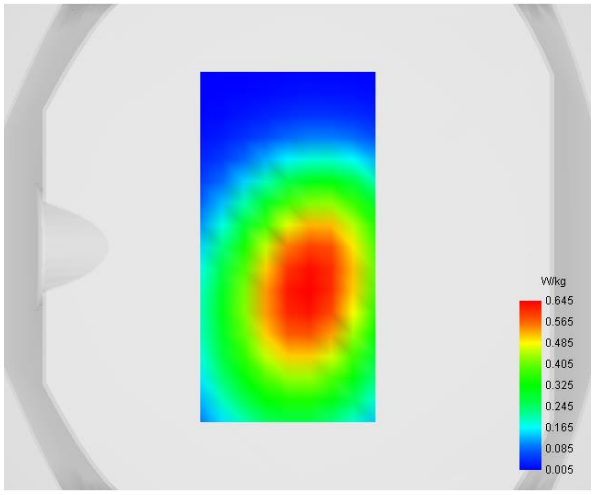	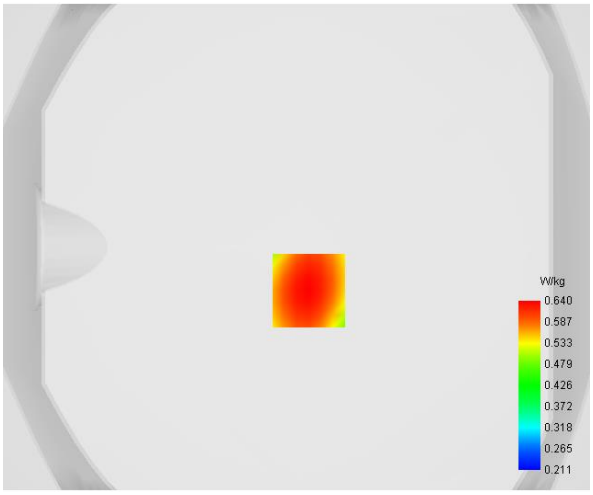

Maximum location: X=5.00, Y=-18.00

D. SAR 1g & 10g

SAR 10g (W/Kg)	**0.456761**
SAR 1g (W/Kg)	**0.617115**

E. Z Axis Scan

Z (mm)	**0.00**	**4.00**	**8.00**	**12.00**	**16.00**
SAR (W/Kg)	**0.7851**	**0.6404**	**0.5204**	**0.4221**	**0.3413**

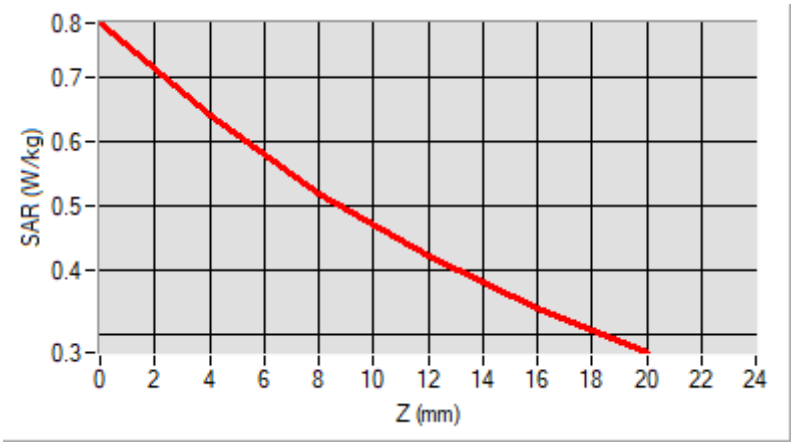

F. 3D Image

3D screen shot	**Hot spot position**
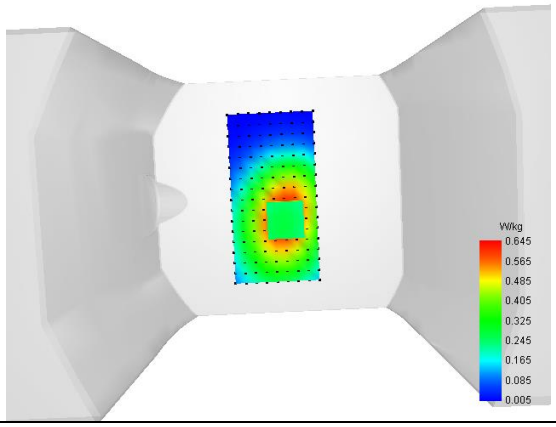	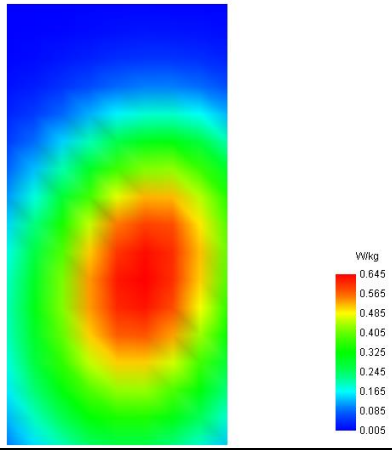

MEASUREMENT 9

Type: Phone measurement (Complete)
Date of measurement: 2024-03-25
Measurement duration: 12 minutes 3 seconds
E-field Probe: SSE2 - SN 18/21 EPGO356; ConvF: 1.71; Calibrated: 2023-07-07

A. Experimental conditions

Area Scan	dx=9mm dy=9mm
Zoom Scan	dx=5mm dy=5mm dz=4mm
Phantom	Flat Plane
Device Position	Front
Band	LTE Band 26(814-824MHz)
Channels	QPSK, 10MHz, 1RB, Middle
Signal	Duty Cycle 1:1

B. SAR Measurement Results

Frequency (MHz)	819.000000
Relative Permittivity (real part)	42.261512
Conductivity (S/m)	0.872026
Power Variation (%)	1.585800
Ambient Temperature	22.9
Liquid Temperature	22.9

C. SAR Surface and Volume

SURFACE SAR	VOLUME SAR
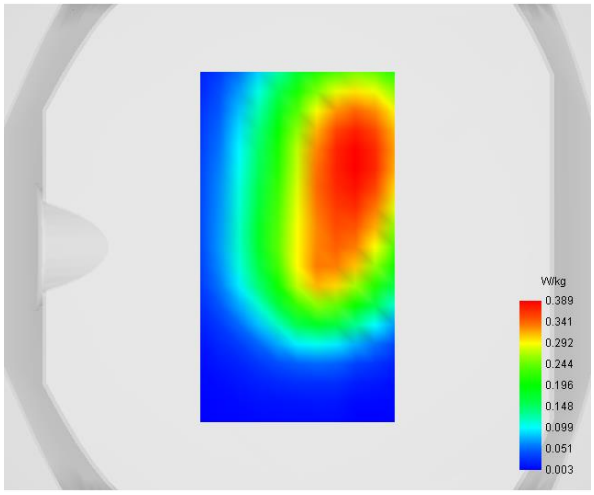	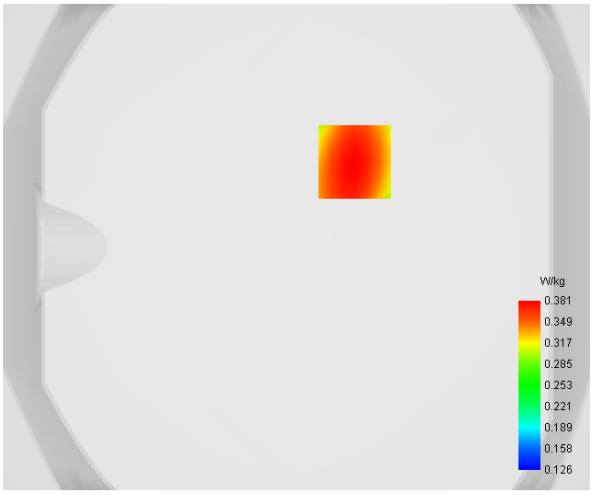

Maximum location: X=24.00, Y=35.00

D. SAR 1g & 10g

SAR 10g (W/Kg)	**0.270369**
SAR 1g (W/Kg)	**0.367289**

E. Z Axis Scan

Z (mm)	**0.00**	**4.00**	**8.00**	**12.00**	**16.00**
SAR (W/Kg)	**0.4677**	**0.3813**	**0.3092**	**0.2498**	**0.2006**

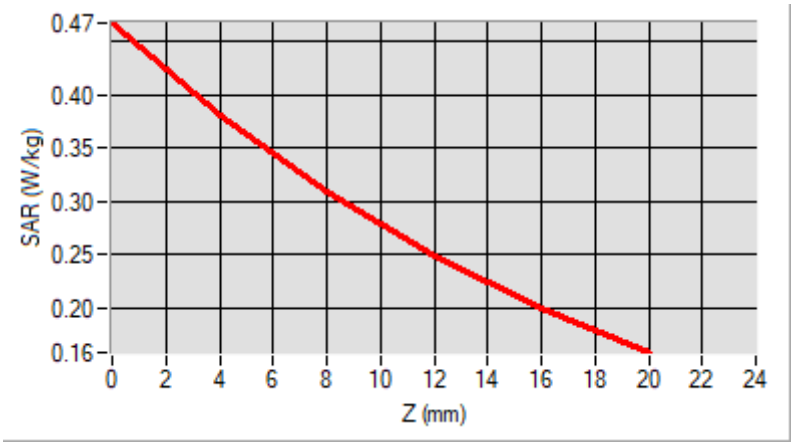

F. 3D Image

3D screen shot	**Hot spot position**
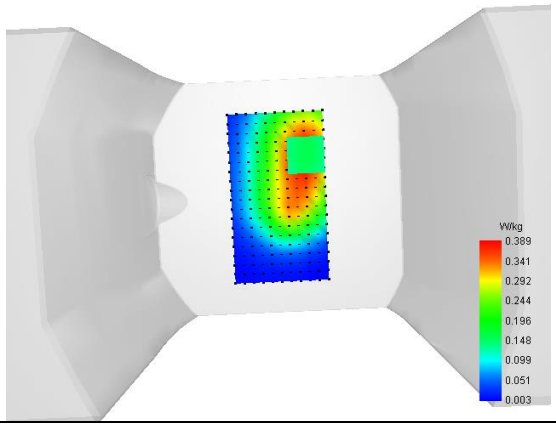	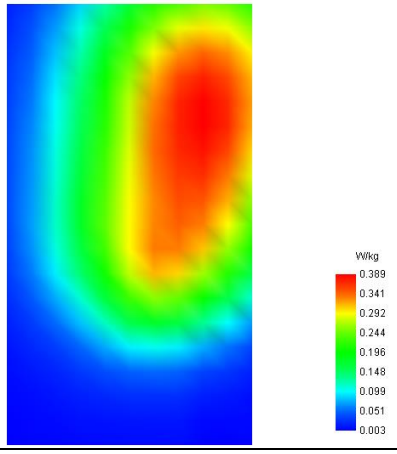

MEASUREMENT 10

Type: Phone measurement (Complete)
Date of measurement: 2024-03-14
Measurement duration: 12 minutes 3 seconds
E-field Probe: SSE2 - SN 18/21 EPGO356; ConvF: 2.34; Calibrated: 2023-07-07

A. Experimental conditions

Area Scan	dx=9mm dy=9mm
Zoom Scan	dx=5mm dy=5mm dz=4mm
Phantom	Flat Plane
Device Position	Front
Band	LTE Band 30
Channels	QPSK, 5MHz, 1RB, High
Signal	Duty Cycle 1:1

B. SAR Measurement Results

Frequency (MHz)	2312.500000
Relative Permittivity (real part)	39.122624
Conductivity (S/m)	1.653575
Power Variation (%)	0.580237
Ambient Temperature	22.6
Liquid Temperature	22.6

C. SAR Surface and Volume

SURFACE SAR	VOLUME SAR
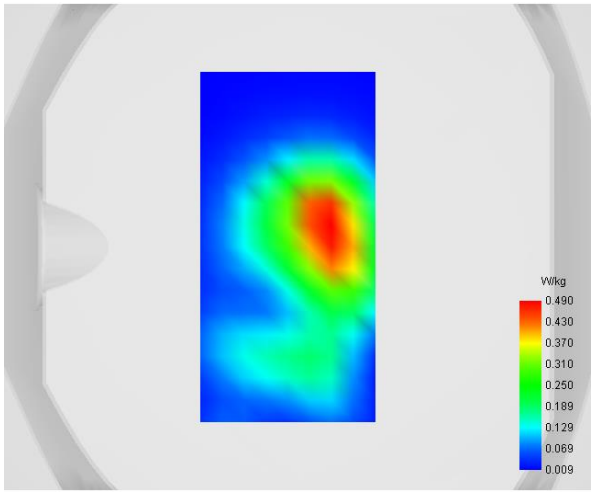	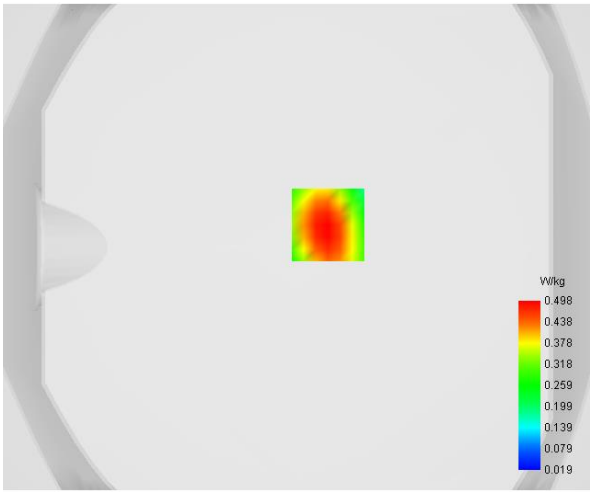

Maximum location: X=13.00, Y=9.00

D. SAR 1g & 10g

SAR 10g (W/Kg)	**0.243107**
SAR 1g (W/Kg)	**0.470313**

E. Z Axis Scan

Z (mm)	**0.00**	**4.00**	**8.00**	**12.00**	**16.00**
SAR (W/Kg)	**0.8841**	**0.4977**	**0.2694**	**0.1447**	**0.0800**

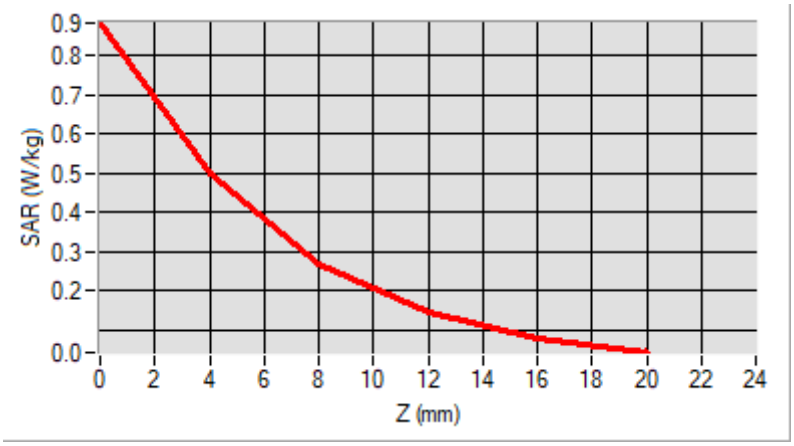

F. 3D Image

3D screen shot	**Hot spot position**
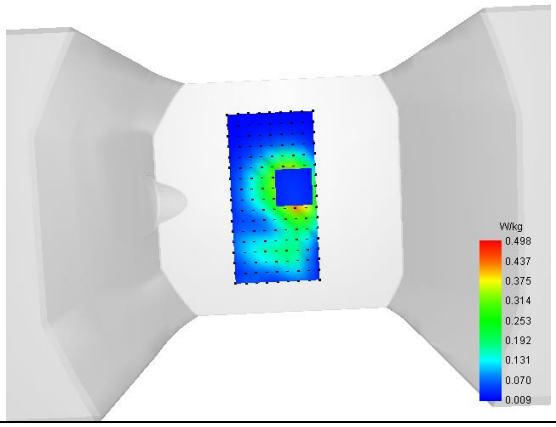	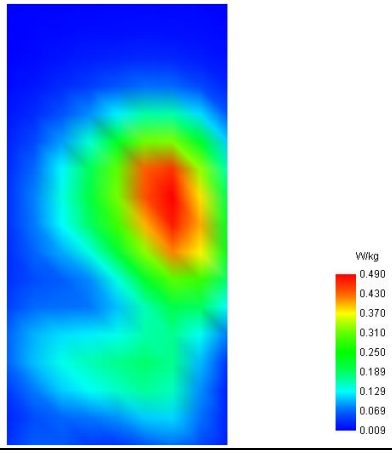

MEASUREMENT 11

Type: Phone measurement (Complete)
Date of measurement: 2024-03-17
Measurement duration: 12 minutes 3 seconds
E-field Probe: SSE2 - SN 18/21 EPGO356; ConvF: 2.22; Calibrated: 2023-07-07

A. Experimental conditions

Area Scan	dx=9mm dy=9mm
Zoom Scan	dx=5mm dy=5mm dz=4mm
Phantom	Flat Plane
Device Position	Front
Band	LTE Band 38/41
Channels	16QAM, 20MHz,1RB, High
Signal	Duty Cycle 1:1

B. SAR Measurement Results

Frequency (MHz)	2680.000000
Relative Permittivity (real part)	38.872561
Conductivity (S/m)	1.932184
Power Variation (%)	0.317300
Ambient Temperature	22.5
Liquid Temperature	22.5

C. SAR Surface and Volume

SURFACE SAR	VOLUME SAR
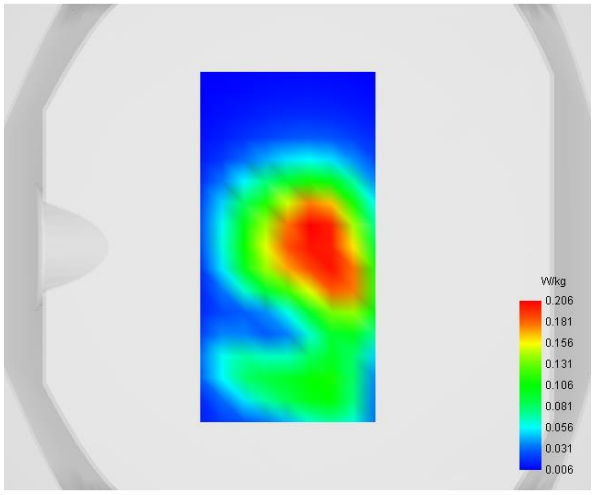	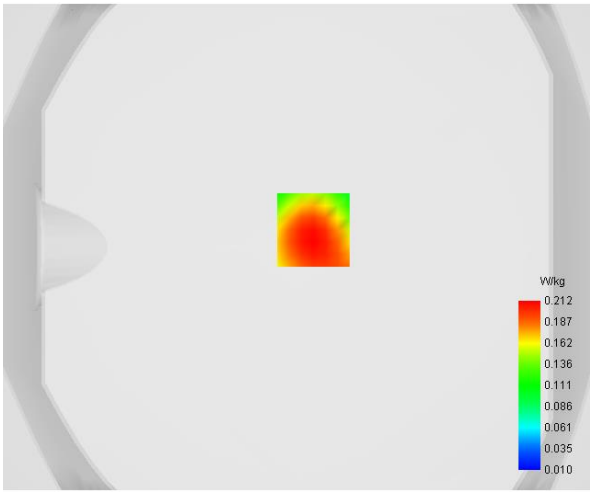

Maximum location: X=7.00, Y=7.00

D. SAR 1g & 10g

SAR 10g (W/Kg)	**0.105688**
SAR 1g (W/Kg)	**0.202311**

E. Z Axis Scan

Z (mm)	**0.00**	**4.00**	**8.00**	**12.00**	**16.00**
SAR (W/Kg)	**0.4866**	**0.2122**	**0.1030**	**0.0581**	**0.0281**

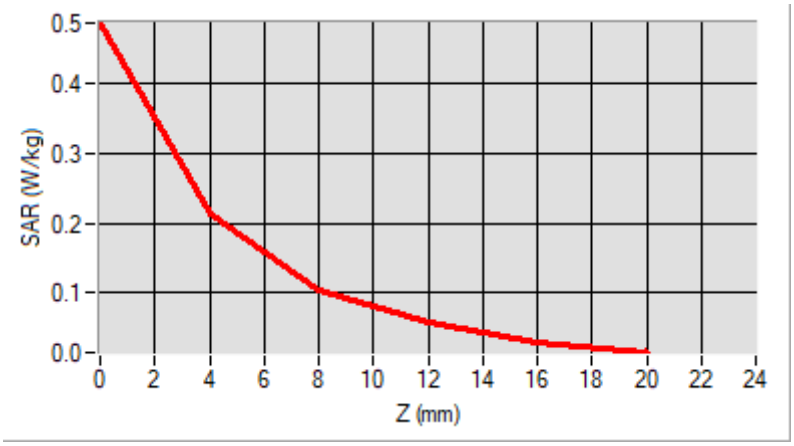

F. 3D Image

3D screen shot	**Hot spot position**
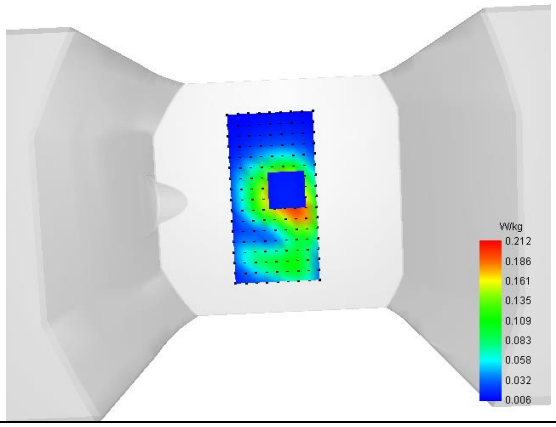	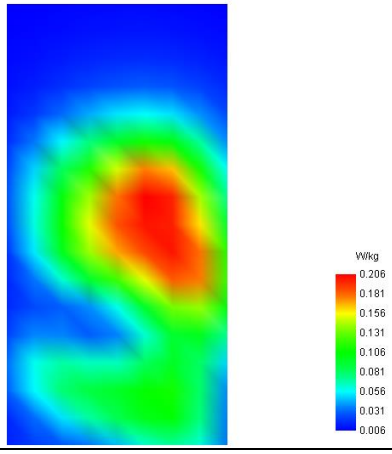

MEASUREMENT 12

Type: Phone measurement (Complete)
Date of measurement: 2024-03-17
Measurement duration: 12 minutes 3 seconds
E-field Probe: SSE2 - SN 18/21 EPGO356; ConvF: 2.22; Calibrated: 2023-07-07

A. Experimental conditions

Area Scan	dx=9mm dy=9mm
Zoom Scan	dx=5mm dy=5mm dz=4mm
Phantom	Flat Plane
Device Position	Front
Band	LTE Band 38/41_HPUE
Channels	QPSK, 5MHz,1RB, High
Signal	Duty Cycle 1:1

B. SAR Measurement Results

Frequency (MHz)	2593.000000
Relative Permittivity (real part)	38.872193
Conductivity (S/m)	1.933217
Power Variation (%)	1.524900
Ambient Temperature	22.5
Liquid Temperature	22.5

C. SAR Surface and Volume

SURFACE SAR	VOLUME SAR
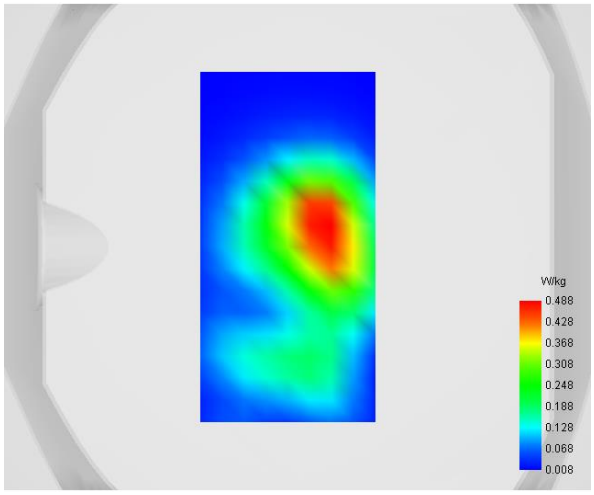	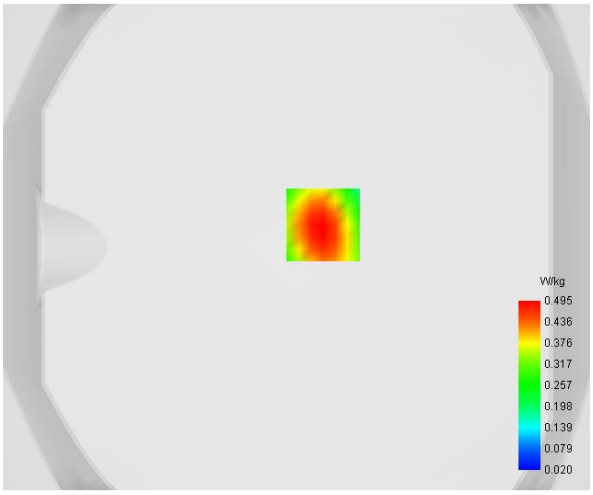

Maximum location: X=11.00, Y=9.00

D. SAR 1g & 10g

SAR 10g (W/Kg)	**0.242072**
SAR 1g (W/Kg)	**0.467983**

E. Z Axis Scan

Z (mm)	**0.00**	**4.00**	**8.00**	**12.00**	**16.00**
SAR (W/Kg)	**0.8769**	**0.4951**	**0.2685**	**0.1438**	**0.0785**

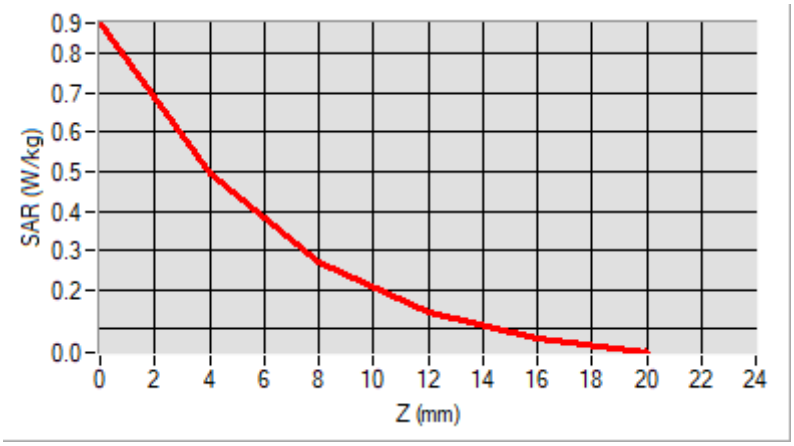

F. 3D Image

3D screen shot	**Hot spot position**
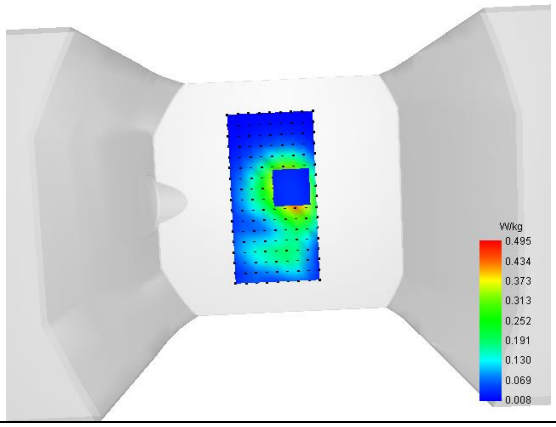	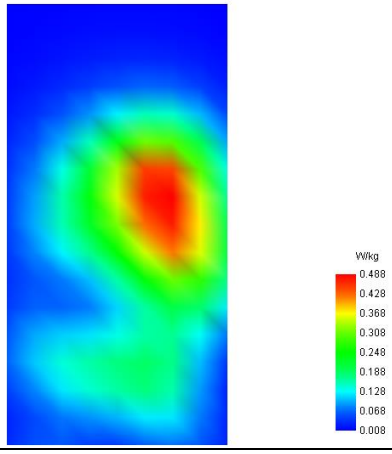

MEASUREMENT 13

Type: Phone measurement (Complete)
Date of measurement: 2024-03-21
Measurement duration: 12 minutes 3 seconds
E-field Probe: SSE2 - SN 18/21 EPGO356; ConvF: 2.27; Calibrated: 2023-07-07

A. Experimental conditions

Area Scan	dx=9mm dy=9mm
Zoom Scan	dx=5mm dy=5mm dz=4mm
Phantom	Flat Plane
Device Position	Front
Band	LTE Band 48
Channels	QPSK, 20MHz,1RB, Middle
Signal	Duty Cycle 1:1

B. SAR Measurement Results

Frequency (MHz)	3625.000000
Relative Permittivity (real part)	35.122561
Conductivity (S/m)	3.332184
Power Variation (%)	-0.317300
Ambient Temperature	22.9
Liquid Temperature	22.9

C. SAR Surface and Volume

SURFACE SAR	VOLUME SAR
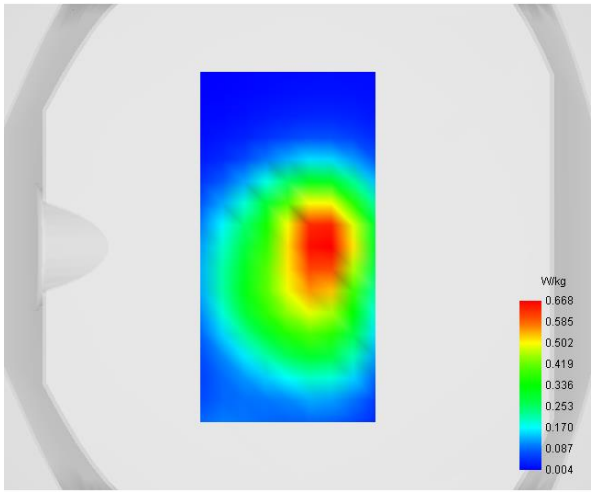	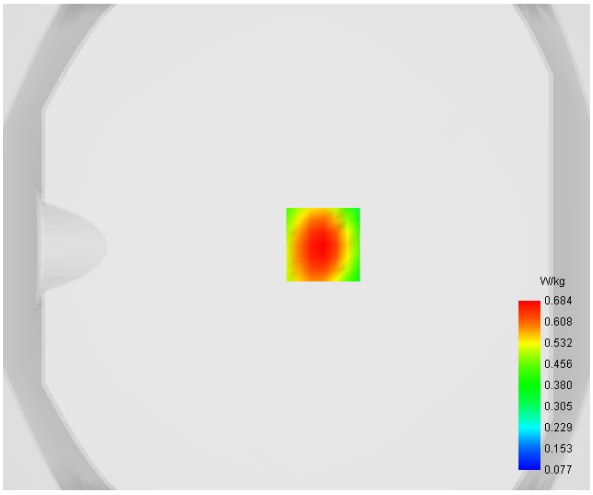

Maximum location: X=11.00, Y=1.00

D. SAR 1g & 10g

SAR 10g (W/Kg)	**0.382174**
SAR 1g (W/Kg)	**0.644162**

E. Z Axis Scan

Z (mm)	**0.00**	**4.00**	**8.00**	**12.00**	**16.00**
SAR (W/Kg)	**1.0321**	**0.6838**	**0.4490**	**0.2977**	**0.2014**

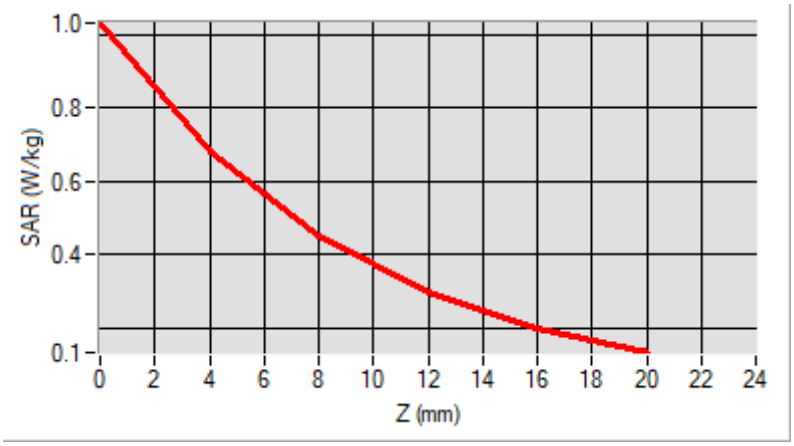

F. 3D Image

3D screen shot	**Hot spot position**
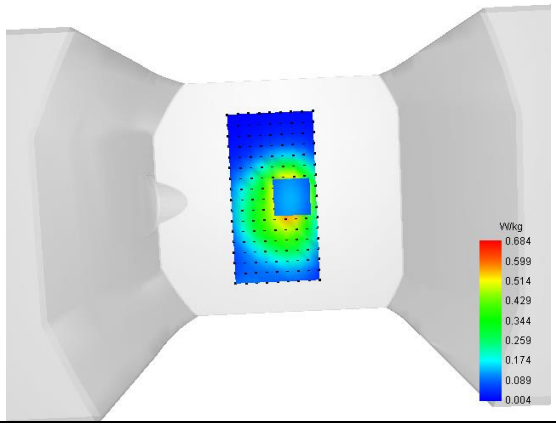	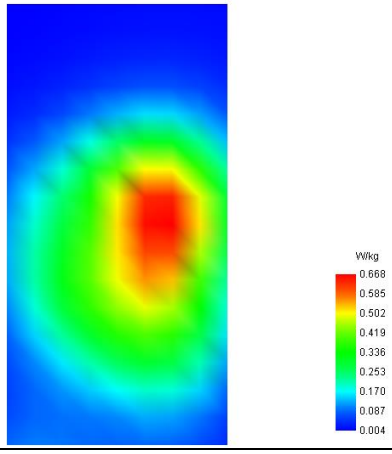

MEASUREMENT 14

Type: Phone measurement (Complete)
Date of measurement: 2024-03-27
Measurement duration: 12 minutes 3 seconds
E-field Probe: SSE2 - SN 18/21 EPGO356; ConvF: 1.67; Calibrated: 2023-07-07

A. Experimental conditions

Area Scan	dx=9mm dy=9mm
Zoom Scan	dx=5mm dy=5mm dz=4mm
Phantom	Flat Plane
Device Position	Front
Band	LTE Band 71
Channels	QPSK, 20MHz, 1RB,Low
Signal	Duty Cycle 1:1

B. SAR Measurement Results

Frequency (MHz)	683.000000
Relative Permittivity (real part)	42.284915
Conductivity (S/m)	0.863719
Power Variation (%)	1.153900
Ambient Temperature	22.5
Liquid Temperature	22.9

C. SAR Surface and Volume

SURFACE SAR	VOLUME SAR
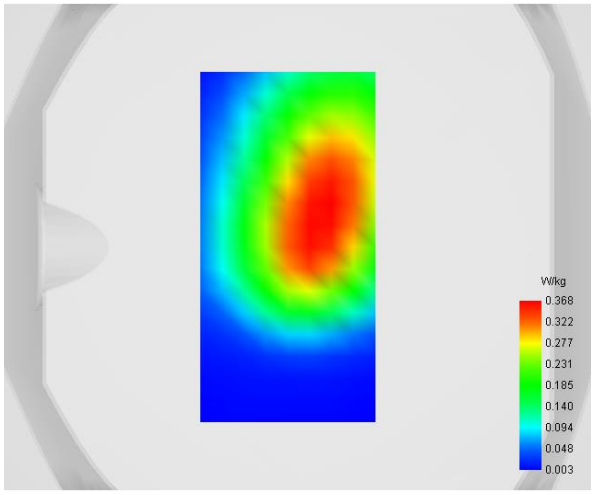	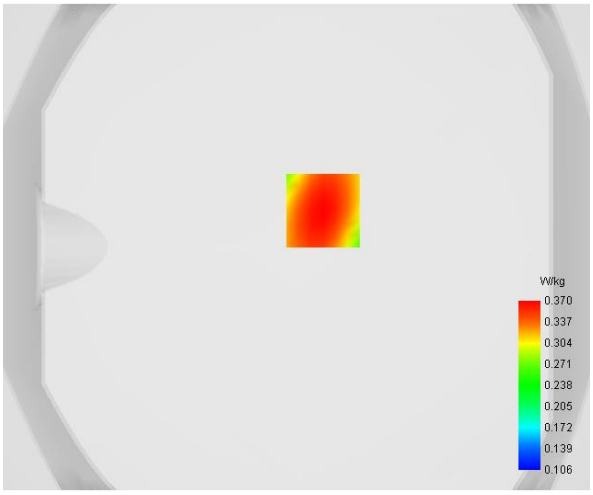

Maximum location: X=11.00, Y=15.00

D. SAR 1g & 10g

SAR 10g (W/Kg)	**0.257024**
SAR 1g (W/Kg)	**0.354667**

E. Z Axis Scan

Z (mm)	**0.00**	**4.00**	**8.00**	**12.00**	**16.00**
SAR (W/Kg)	**0.4639**	**0.3697**	**0.2940**	**0.2340**	**0.1864**

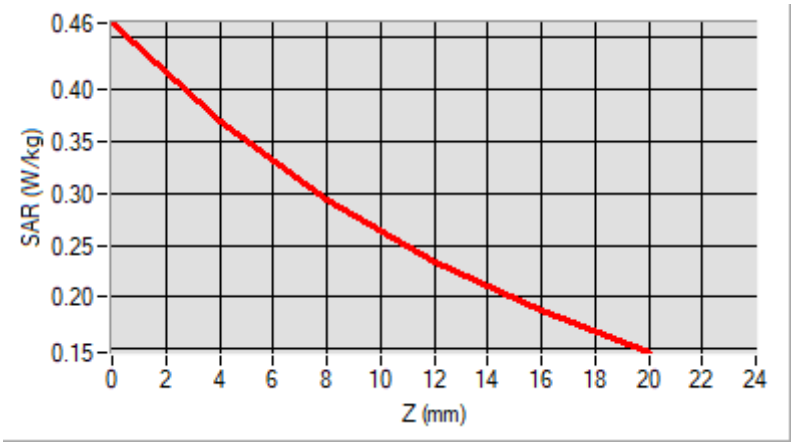

F. 3D Image

3D screen shot	**Hot spot position**
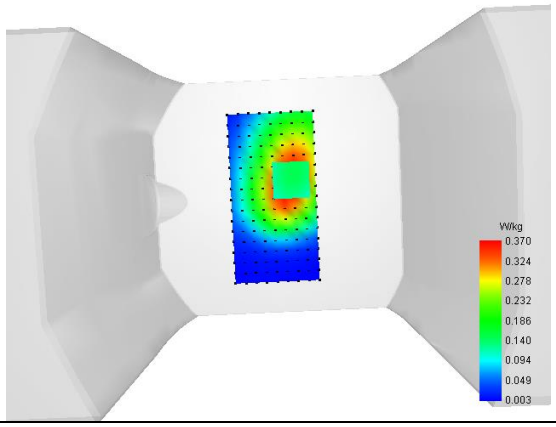	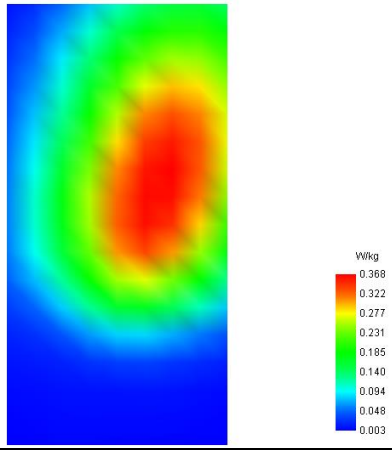

MEASUREMENT 15

Type: Measurement (Complete)
Date of measurement: 2024-03-08
Measurement duration: 11 minutes 48 seconds
E-field Probe: SSE2 - SN 18/21 EPGO356; ConvF: 2.11; Calibrated: 2023-07-07

A. Experimental conditions

Area Scan	dx=9mm dy=9mm
Zoom Scan	dx=5mm dy=5mm dz=4mm
Phantom	Flat Plane
Device Position	Front
Band	LTE UL CA_2C
Channels	QPSK, 10MHz+20MHz, 1RB, Middle
Signal	Duty Cycle: 1:1

B. SAR Measurement Results

Frequency (MHz)	1855.5+1869.9
Relative Permittivity (real part)	39.542641
Conductivity (S/m)	1.373216
Power Variation (%)	1.145900
Ambient Temperature	22.8
Liquid Temperature	22.8

C. SAR Surface and Volume

SURFACE SAR	VOLUME SAR
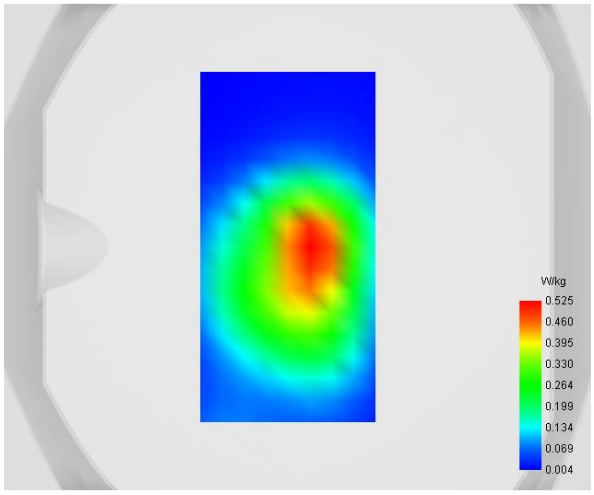	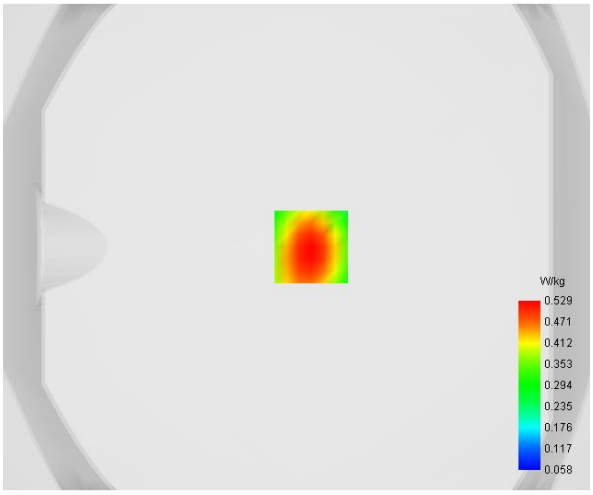

Maximum location: X=6.00, Y=0.00

D. SAR 1g & 10g

SAR 10g (W/Kg)	**0.296209**
SAR 1g (W/Kg)	**0.497357**

E. Z Axis Scan

Z (mm)	**0.00**	**4.00**	**8.00**	**12.00**	**16.00**
SAR (W/Kg)	**0.7804**	**0.5295**	**0.3550**	**0.2380**	**0.1602**

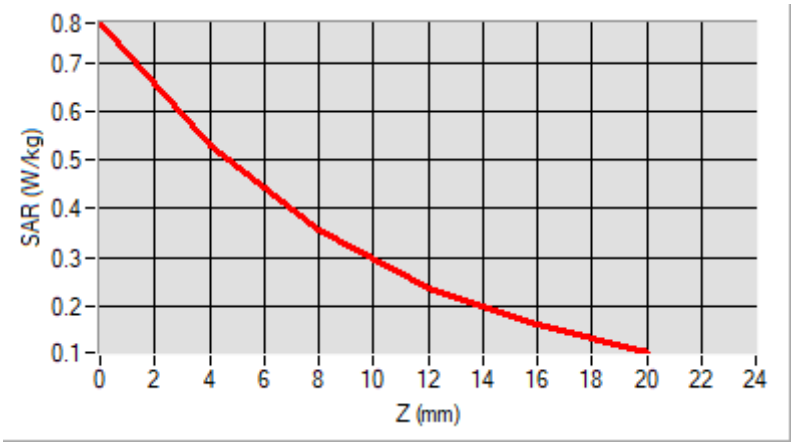

F. 3D Image

3D screen shot	**Hot spot position**
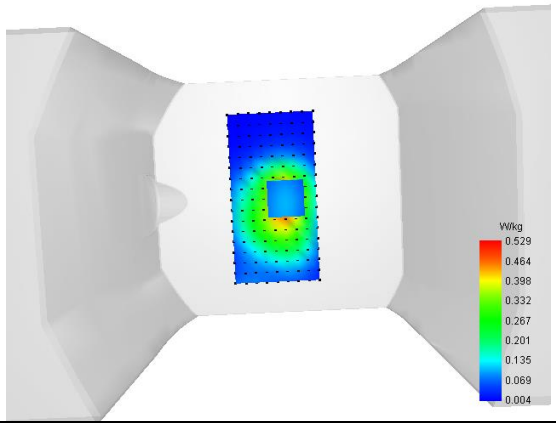	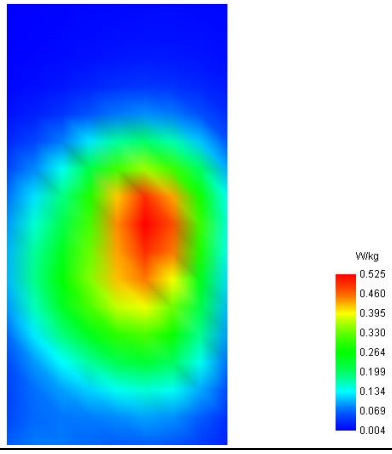

MEASUREMENT 16

Type: Measurement (Complete)
Date of measurement: 2024-03-25
Measurement duration: 12 minutes 3 seconds
E-field Probe: SSE2 - SN 18/21 EPGO356; ConvF: 1.71; Calibrated: 2023-07-07

A. Experimental conditions

Area Scan	dx=9mm dy=9mm
Zoom Scan	dx=5mm dy=5mm dz=4mm
Phantom	Flat Plane
Device Position	Front
Band	LTE UL CA_5B
Channels	QPSK, 10MHz+5MHz, 1RB, Middle
Signal	Duty Cycle: 1:1

B. SAR Measurement Results

Frequency (MHz)	834.0+841.2
Relative Permittivity (real part)	42.261412
Conductivity (S/m)	0.871994
Power Variation (%)	-1.558100
Ambient Temperature	22.9
Liquid Temperature	22.9

C. SAR Surface and Volume

SURFACE SAR	VOLUME SAR
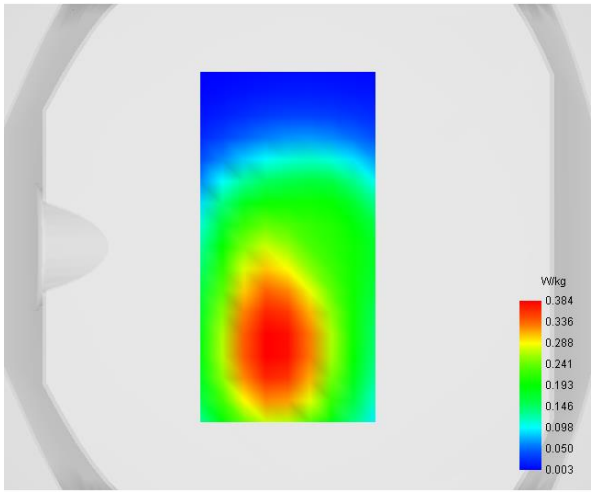	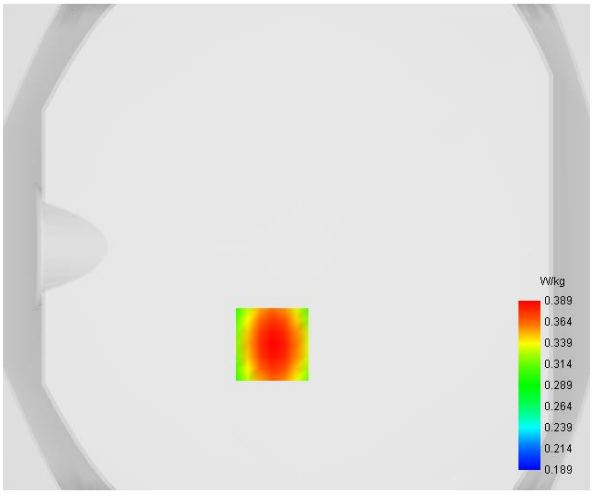

Maximum location: X=-10.00, Y=-40.00

D. SAR 1g & 10g

SAR 10g (W/Kg)	**0.310943**
SAR 1g (W/Kg)	**0.377283**

E. Z Axis Scan

Z (mm)	**0.00**	**4.00**	**8.00**	**12.00**	**16.00**
SAR (W/Kg)	**0.4395**	**0.3890**	**0.3452**	**0.3076**	**0.2751**

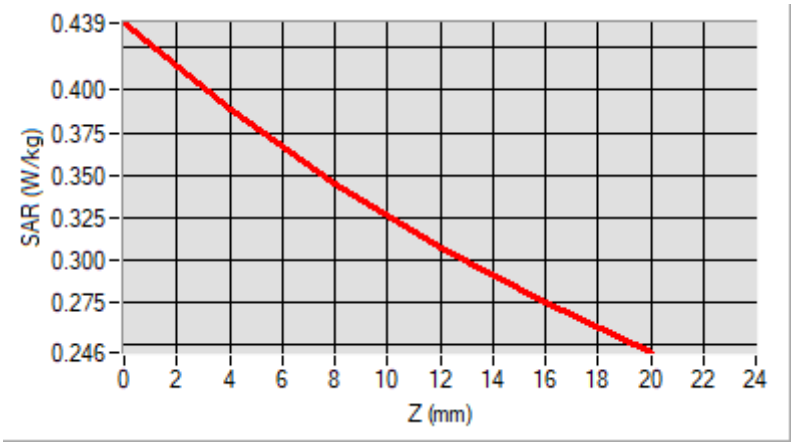

F. 3D Image

3D screen shot	**Hot spot position**
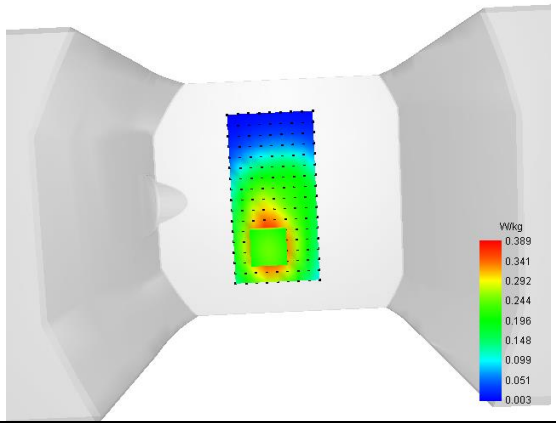	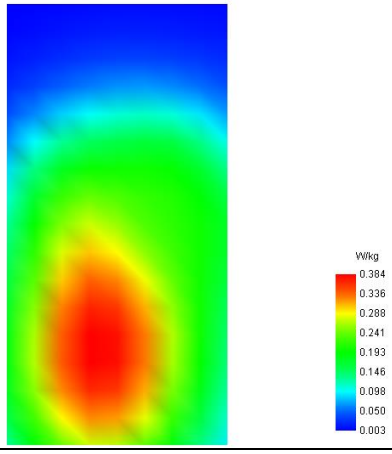

MEASUREMENT 17

Type: Measurement (Complete)
Date of measurement: 2024-03-17
Measurement duration: 12 minutes 3 seconds
E-field Probe: SSE2 - SN 18/21 EPGO356; ConvF: 2.22; Calibrated: 2023-07-07

A. Experimental conditions

Area Scan	dx=9mm dy=9mm
Zoom Scan	dx=5mm dy=5mm dz=4mm
Phantom	Flat Plane
Device Position	Front
Band	LTE UL CA_7C
Channels	QPSK, 20MHz+10MHz, 1RB, Middle
Signal	Duty Cycle: 1:1

B. SAR Measurement Results

Frequency (MHz)	2550.1+2564.5
Relative Permittivity (real part)	38.871089
Conductivity (S/m)	1.931654
Power Variation (%)	0.965100
Ambient Temperature	22.5
Liquid Temperature	22.5

C. SAR Surface and Volume

SURFACE SAR	VOLUME SAR
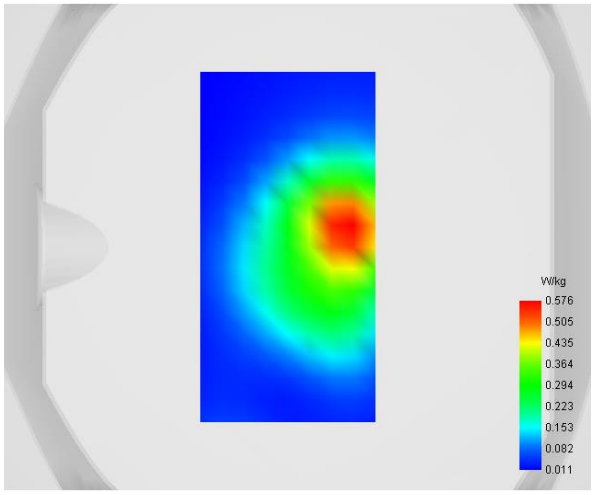	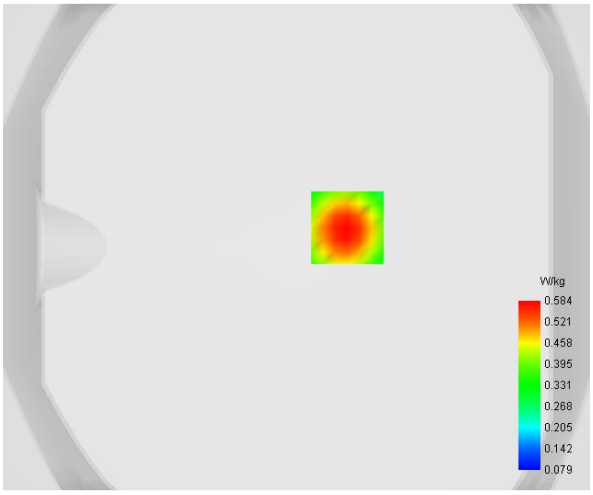

Maximum location: X=21.00, Y=8.00

D. SAR 1g & 10g

SAR 10g (W/Kg)	**0.336703**
SAR 1g (W/Kg)	**0.548253**

E. Z Axis Scan

Z (mm)	**0.00**	**4.00**	**8.00**	**12.00**	**16.00**
SAR (W/Kg)	**0.8318**	**0.5842**	**0.4081**	**0.2871**	**0.2042**

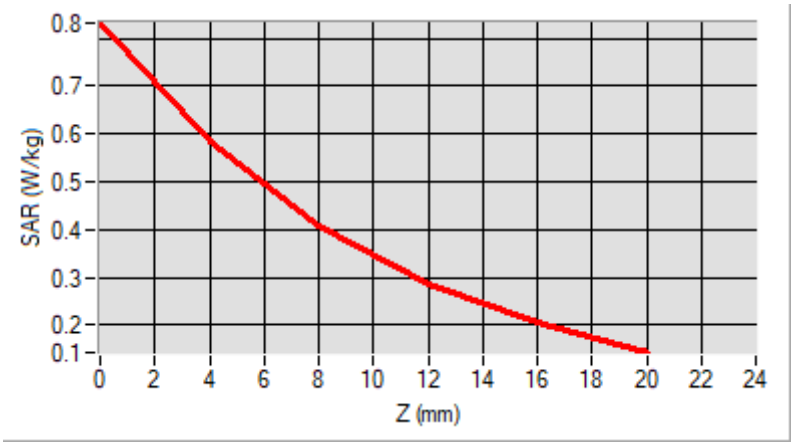

F. 3D Image

3D screen shot	**Hot spot position**
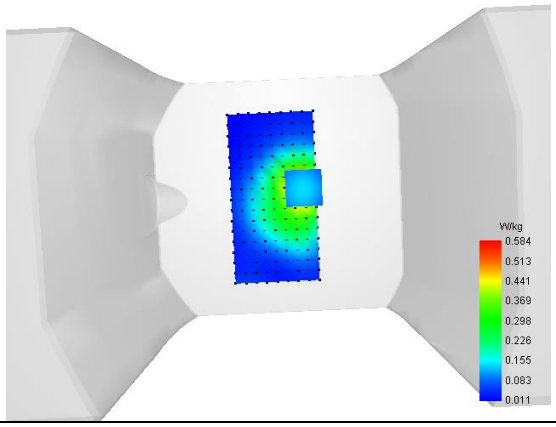	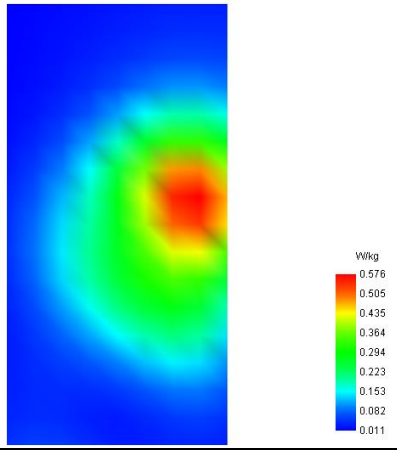

MEASUREMENT 18

Type: Measurement (Complete)
Date of measurement: 2024-03-17
Measurement duration: 12 minutes 3 seconds
E-field Probe: SSE2 - SN 18/21 EPGO356; ConvF: 2.22; Calibrated: 2023-07-07

A. Experimental conditions

Area Scan	dx=9mm dy=9mm
Zoom Scan	dx=5mm dy=5mm dz=4mm
Phantom	Flat Plane
Device Position	Front
Band	LTE UL CA_38C
Channels	QPSK, 20MHz+20MHz, 1RB, Middle
Signal	Duty Cycle: 1:1

B. SAR Measurement Results

Frequency (MHz)	2590.2+2610.0
Relative Permittivity (real part)	38.871648
Conductivity (S/m)	1.931649
Power Variation (%)	0.608456
Ambient Temperature	22.5
Liquid Temperature	22.5

C. SAR Surface and Volume

SURFACE SAR	VOLUME SAR
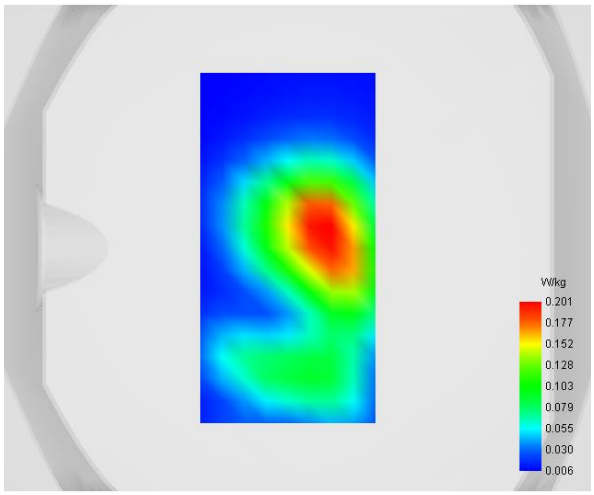	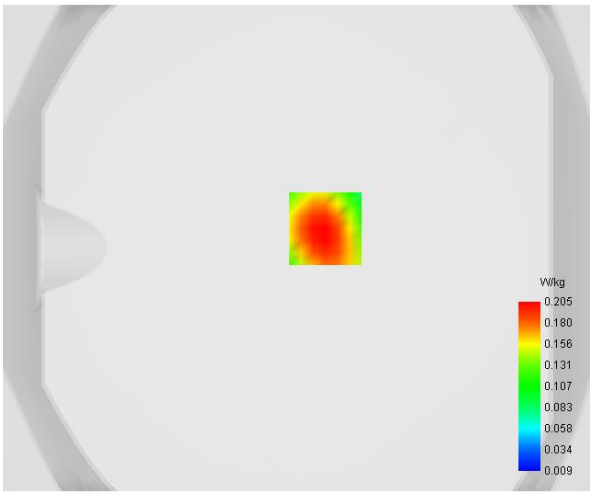

Maximum location: X=12.00, Y=8.00

D. SAR 1g & 10g

SAR 10g (W/Kg)	**0.101426**
SAR 1g (W/Kg)	**0.194619**

E. Z Axis Scan

Z (mm)	**0.00**	**4.00**	**8.00**	**12.00**	**16.00**
SAR (W/Kg)	**0.3643**	**0.2048**	**0.1105**	**0.0590**	**0.0322**

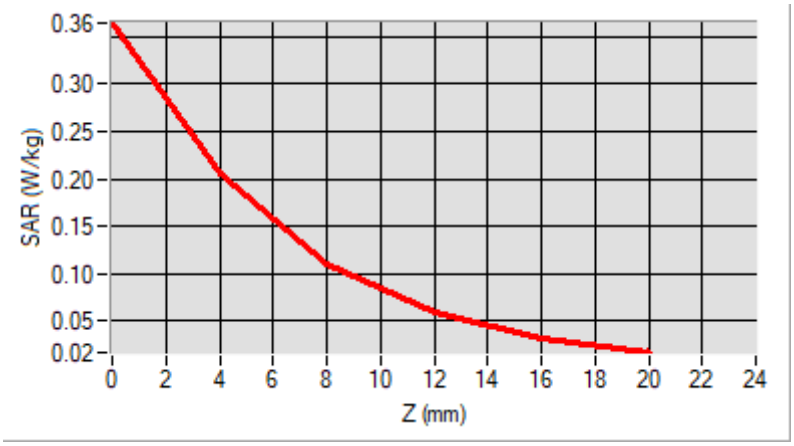

F. 3D Image

3D screen shot	**Hot spot position**
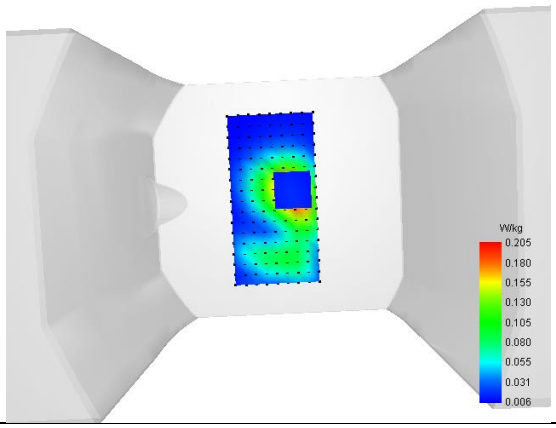	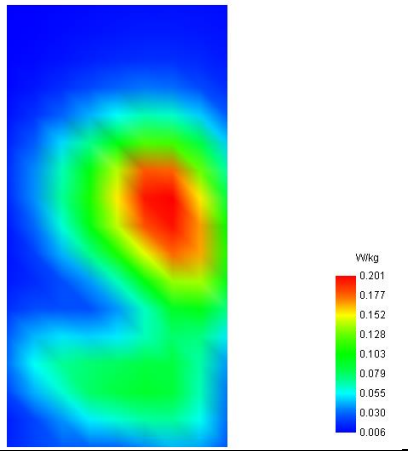

MEASUREMENT 19

Type: Measurement (Complete)
Date of measurement: 2024-03-17
Measurement duration: 12 minutes 3 seconds
E-field Probe: SSE2 - SN 18/21 EPGO356; ConvF: 2.22; Calibrated: 2023-07-07

A. Experimental conditions

Area Scan	dx=9mm dy=9mm
Zoom Scan	dx=5mm dy=5mm dz=4mm
Phantom	Flat Plane
Device Position	Front
Band	LTE UL CA_41C
Channels	QPSK, 20MHz+5MHz, 1RB, Middle
Signal	Duty Cycle: 1:1

B. SAR Measurement Results

Frequency (MHz)	2675.0+2686.7
Relative Permittivity (real part)	38.874216
Conductivity (S/m)	1.931368
Power Variation (%)	-1.54856
Ambient Temperature	22.5
Liquid Temperature	22.5

C. SAR Surface and Volume

SURFACE SAR	VOLUME SAR
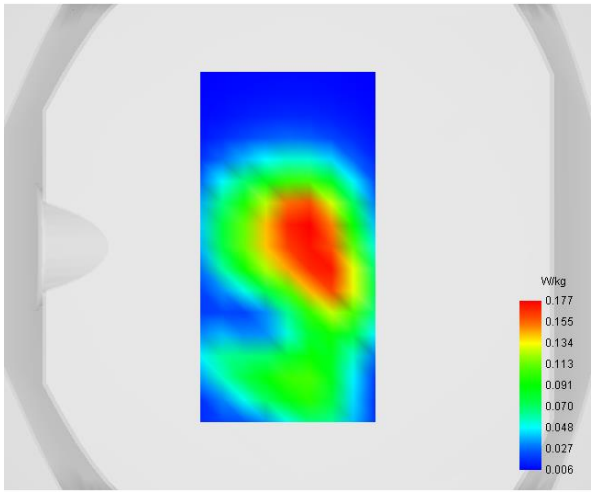	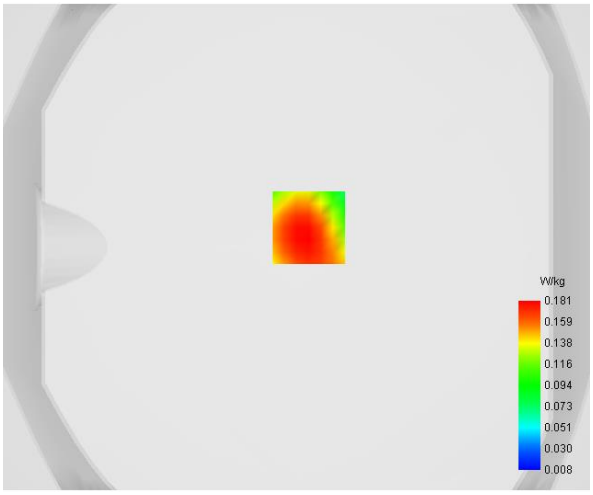

Maximum location: X=5.00, Y=8.00

D. SAR 1g & 10g

SAR 10g (W/Kg)	**0.090581**
SAR 1g (W/Kg)	**0.172704**

E. Z Axis Scan

Z (mm)	**0.00**	**4.00**	**8.00**	**12.00**	**16.00**
SAR (W/Kg)	**0.4096**	**0.1806**	**0.0894**	**0.0511**	**0.0246**

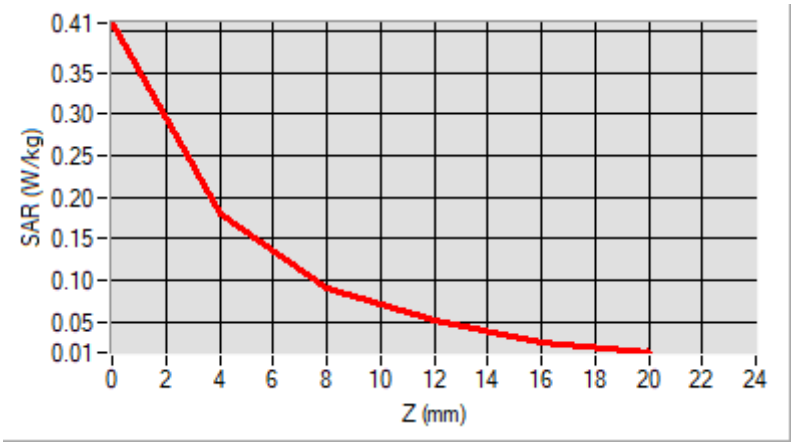

F. 3D Image

3D screen shot	**Hot spot position**
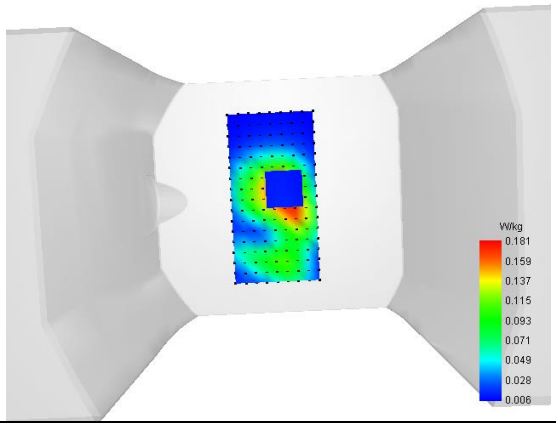	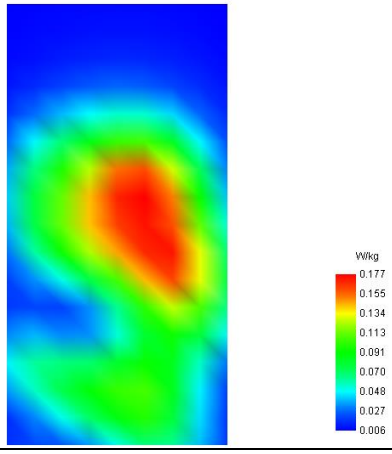

MEASUREMENT 20

Type: Measurement (Complete)
Date of measurement: 2024-03-21
Measurement duration: 12 minutes 3 seconds
E-field Probe: SSE2 - SN 18/21 EPGO356; ConvF: 2.27; Calibrated: 2023-07-07

A. Experimental conditions

Area Scan	dx=9mm dy=9mm
Zoom Scan	dx=5mm dy=5mm dz=4mm
Phantom	Flat Plane
Device Position	Front
Band	LTE UL CA_48C
Channels	16QAM, 5MHz+20MHz, 1RB, Middle
Signal	Duty Cycle: 1:1

B. SAR Measurement Results

Frequency (MHz)	3678.3+3690.0
Relative Permittivity (real part)	35.121948
Conductivity (S/m)	3.331255
Power Variation (%)	1.374100
Ambient Temperature	22.9
Liquid Temperature	22.9

C. SAR Surface and Volume

SURFACE SAR	VOLUME SAR
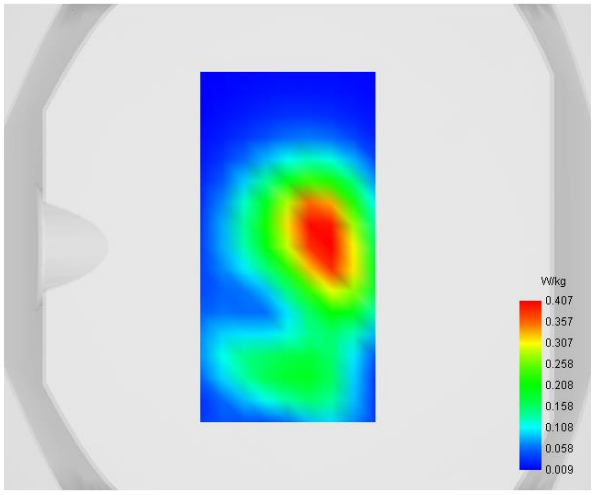	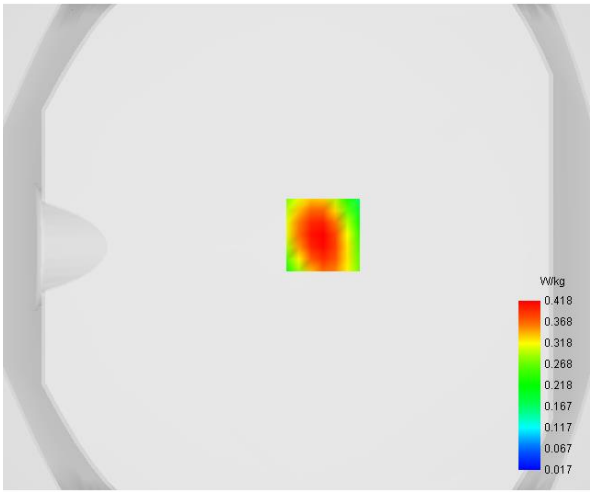

Maximum location: X=11.00, Y=5.00

D. SAR 1g & 10g

SAR 10g (W/Kg)	**0.208254**
SAR 1g (W/Kg)	**0.395969**

E. Z Axis Scan

Z (mm)	**0.00**	**4.00**	**8.00**	**12.00**	**16.00**
SAR (W/Kg)	**0.7313**	**0.4185**	**0.2312**	**0.1270**	**0.0717**

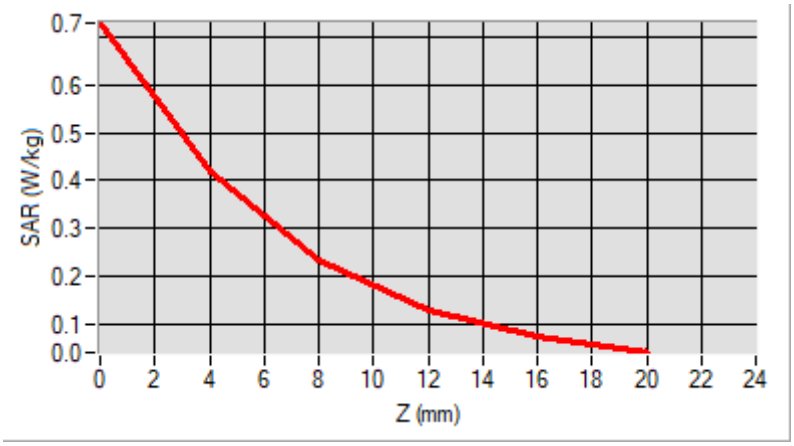

F. 3D Image

3D screen shot	**Hot spot position**
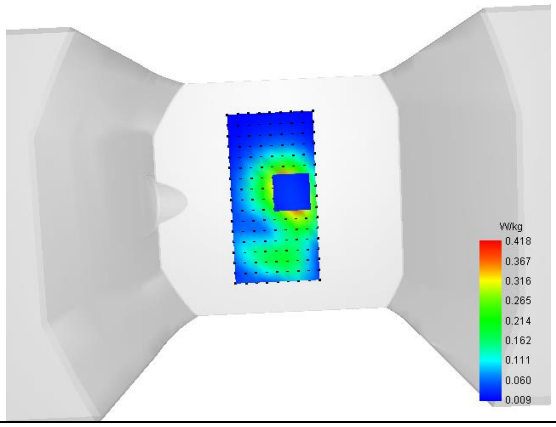	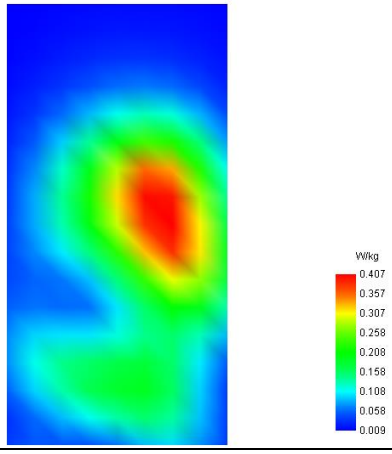

MEASUREMENT 21

Type: Measurement (Complete)
Date of measurement: 2024-03-08
Measurement duration: 12 minutes 3 seconds
E-field Probe: SSE2 - SN 18/21 EPGO356; ConvF: 2.11; Calibrated: 2023-07-07

A. Experimental conditions

Area Scan	dx=9mm dy=9mm
Zoom Scan	dx=5mm dy=5mm dz=4mm
Phantom	Flat Plane
Device Position	Front
Band	LTE UL CA_66B
Channels	QPSK, 5MHz+15MHz, 1RB, Middle
Signal	Duty Cycle: 1:1

B. SAR Measurement Results

Frequency (MHz)	1713.0+1722.3
Relative Permittivity (real part)	39.544893
Conductivity (S/m)	1.371217
Power Variation (%)	1.374100
Ambient Temperature	22.8
Liquid Temperature	22.8

C. SAR Surface and Volume

SURFACE SAR	VOLUME SAR
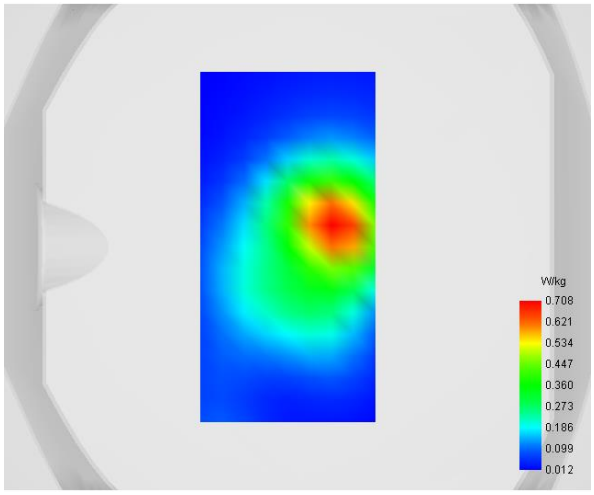	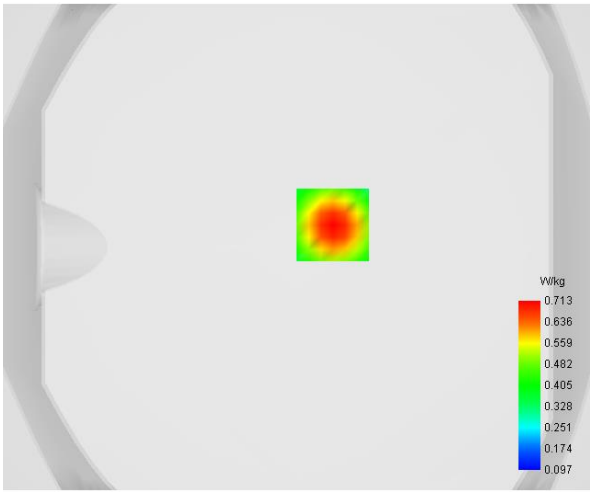

Maximum location: X=15.00, Y=9.00

D. SAR 1g & 10g

SAR 10g (W/Kg)	**0.403973**
SAR 1g (W/Kg)	**0.664447**

E. Z Axis Scan

Z (mm)	**0.00**	**4.00**	**8.00**	**12.00**	**16.00**
SAR (W/Kg)	**1.0186**	**0.7134**	**0.4974**	**0.3500**	**0.2498**

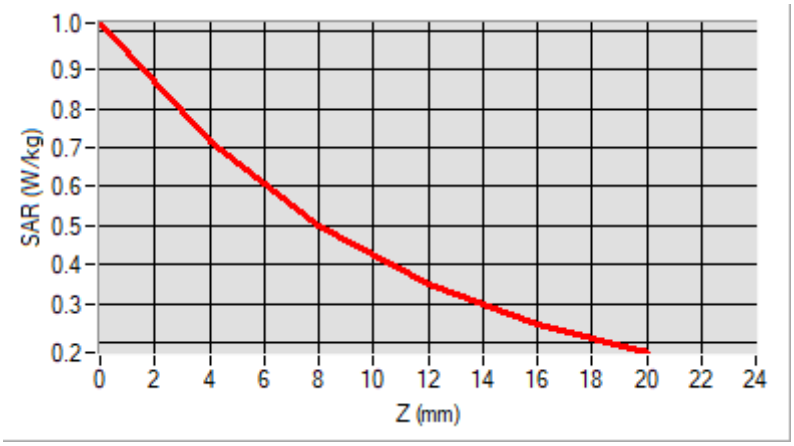

F. 3D Image

3D screen shot	**Hot spot position**
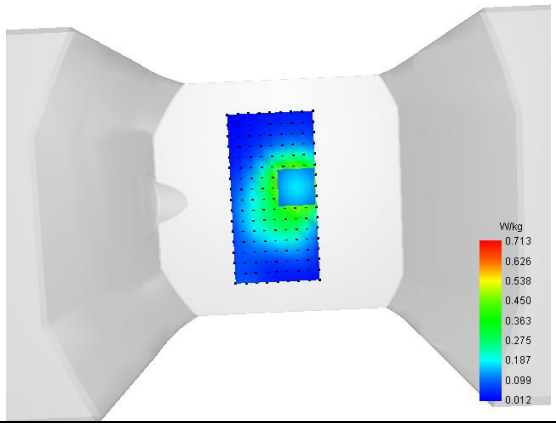	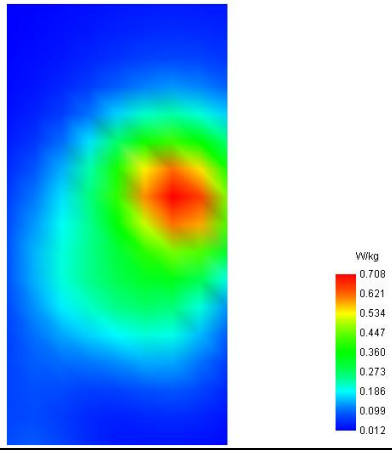

MEASUREMENT 22

Type: Measurement (Complete)
Date of measurement: 2024-03-08
Measurement duration: 12 minutes 3 seconds
E-field Probe: SSE2 - SN 18/21 EPGO356; ConvF: 2.11; Calibrated: 2023-07-07

A. Experimental conditions

Area Scan	dx=9mm dy=9mm
Zoom Scan	dx=5mm dy=5mm dz=4mm
Phantom	Flat Plane
Device Position	Front
Band	LTE UL CA_66C
Channels	QPSK, 20MHz, 1RB, Middle
Signal	Duty Cycle: 1:1

B. SAR Measurement Results

Frequency (MHz)	1755.6+1770
Relative Permittivity (real part)	39.541692
Conductivity (S/m)	1.373182
Power Variation (%)	-0.428100
Ambient Temperature	22.8
Liquid Temperature	22.8

C. SAR Surface and Volume

SURFACE SAR	VOLUME SAR
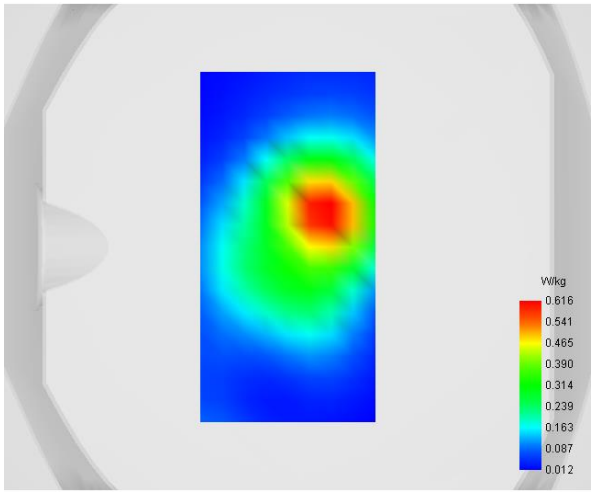	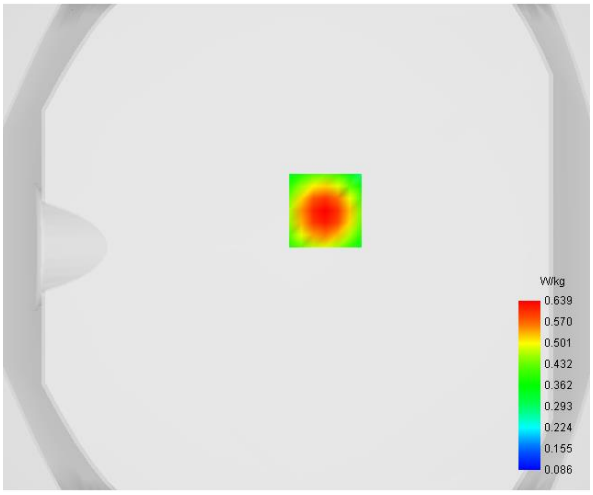

Maximum location: X=12.00, Y=15.00

D. SAR 1g & 10g

SAR 10g (W/Kg)	**0.364452**
SAR 1g (W/Kg)	**0.597386**

E. Z Axis Scan

Z (mm)	**0.00**	**4.00**	**8.00**	**12.00**	**16.00**
SAR (W/Kg)	**0.9113**	**0.6391**	**0.4459**	**0.3135**	**0.2233**

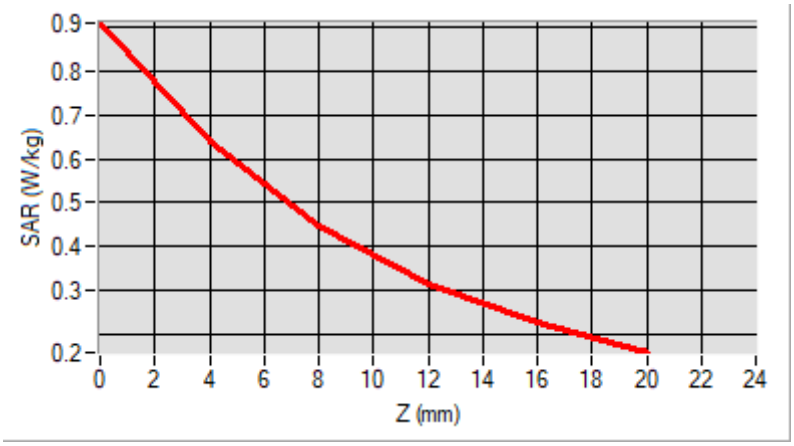

F. 3D Image

3D screen shot	**Hot spot position**
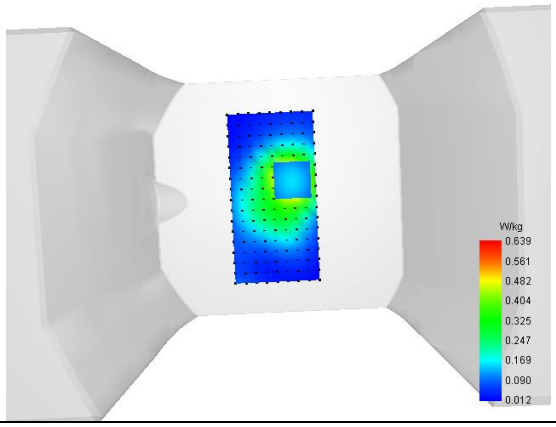	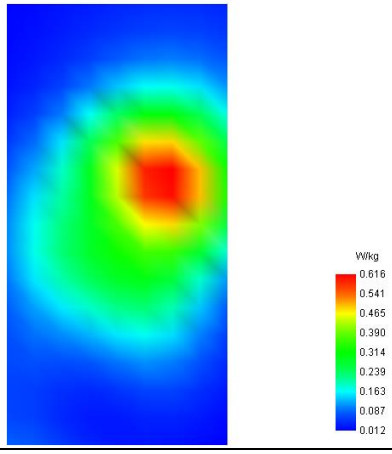

MEASUREMENT 23

Type: Phone measurement (Complete)
Date of measurement: 2024-03-08
Measurement duration: 12 minutes 3 seconds
E-field Probe: SSE2 - SN 18/21 EPGO356; ConvF: 2.11; Calibrated: 2023-07-07

A. Experimental conditions

Area Scan	dx=9mm dy=9mm
Zoom Scan	dx=5mm dy=5mm dz=4mm
Phantom	Flat Plane
Device Position	Front
Band	NR n2
Channels	DFT-s-OFDM QPSK, 20MHz, 1RB, High
Signal	Duty Cycle 1:1

B. SAR Measurement Results

Frequency (MHz)	1905.000000
Relative Permittivity (real part)	39.541475
Conductivity (S/m)	1.371249
Power Variation (%)	2.588100
Ambient Temperature	22.8
Liquid Temperature	22.8

C. SAR Surface and Volume

SURFACE SAR	VOLUME SAR
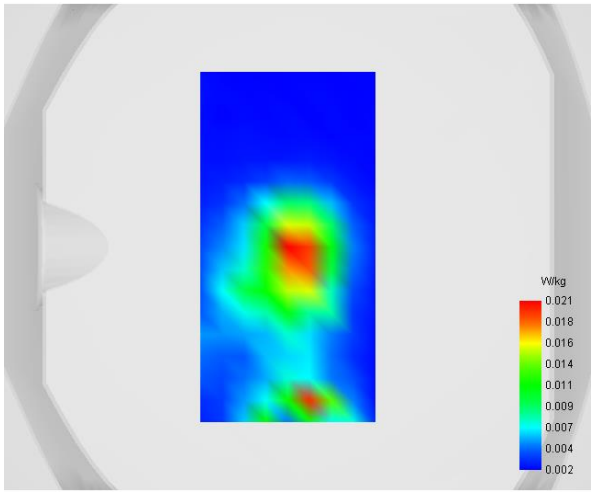	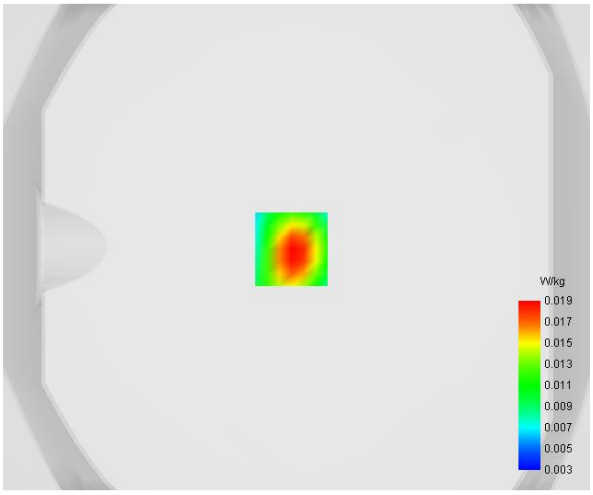

Maximum location: X=-2.00, Y=-1.00

D. SAR 1g & 10g

SAR 10g (W/Kg)	**0.010260**
SAR 1g (W/Kg)	**0.018148**

E. Z Axis Scan

Z (mm)	**0.00**	**4.00**	**8.00**	**12.00**	**16.00**
SAR (W/Kg)	**0.0316**	**0.0194**	**0.0120**	**0.0078**	**0.0056**

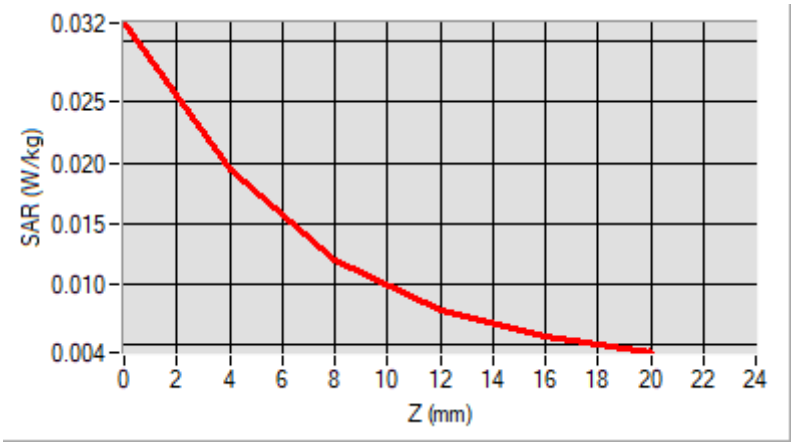

F. 3D Image

3D screen shot	**Hot spot position**
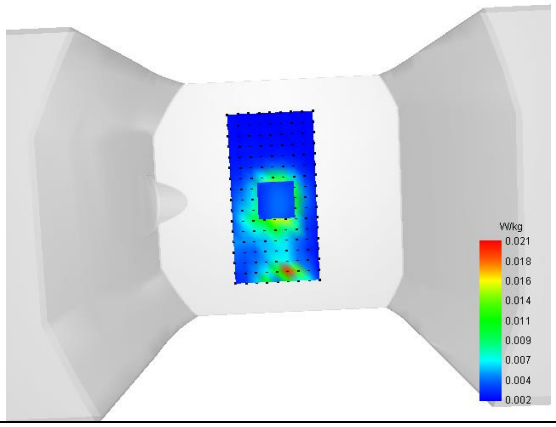	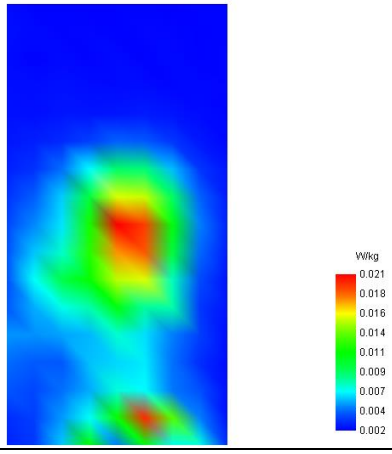

MEASUREMENT 24

Type: Phone measurement (Complete)
Date of measurement: 2024-03-25
Measurement duration: 12 minutes 3 seconds
E-field Probe: SSE2 - SN 18/21 EPGO356; ConvF: 1.71; Calibrated: 2023-07-07

A. Experimental conditions

Area Scan	dx=9mm dy=9mm
Zoom Scan	dx=5mm dy=5mm dz=4mm
Phantom	Flat Plane
Device Position	Front
Band	NR n5/ n26(824-849MHz)
Channels	DFT-s-OFDM PI/2 BPSK, 20MHz, 1RB, Middle
Signal	Duty Cycle 1:1

B. SAR Measurement Results

Frequency (MHz)	836.000000
Relative Permittivity (real part)	42.264732
Conductivity (S/m)	0.871498
Power Variation (%)	2.583900
Ambient Temperature	22.9
Liquid Temperature	22.9

C. SAR Surface and Volume

SURFACE SAR	VOLUME SAR
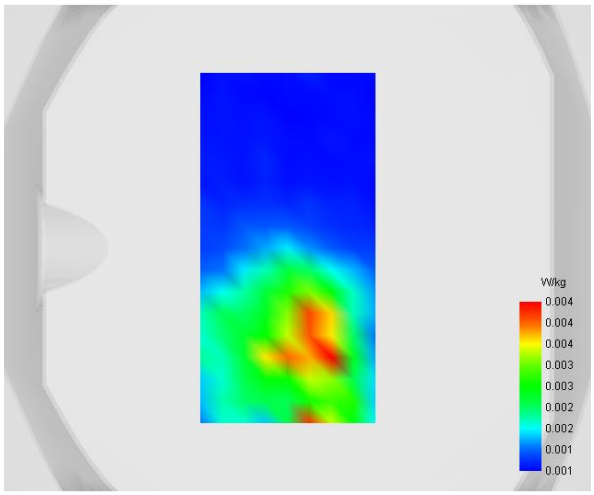	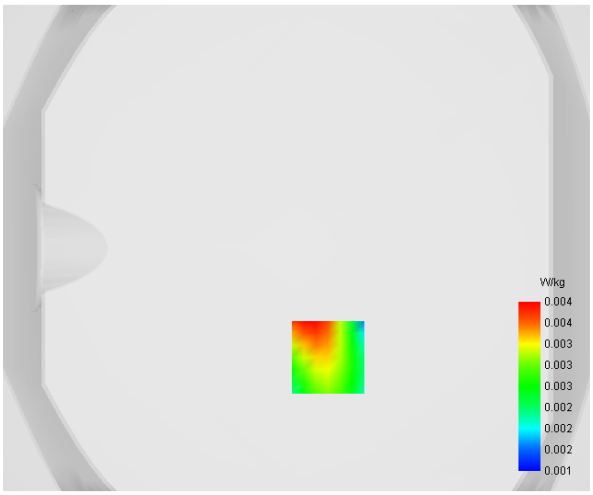

Maximum location: X=13.00, Y=-45.00

D. SAR 1g & 10g

SAR 10g (W/Kg)	**0.003034**
SAR 1g (W/Kg)	**0.004070**

E. Z Axis Scan

Z (mm)	**0.00**	**4.00**	**8.00**	**12.00**	**16.00**
SAR (W/Kg)	**0.0090**	**0.0042**	**0.0027**	**0.0024**	**0.0021**

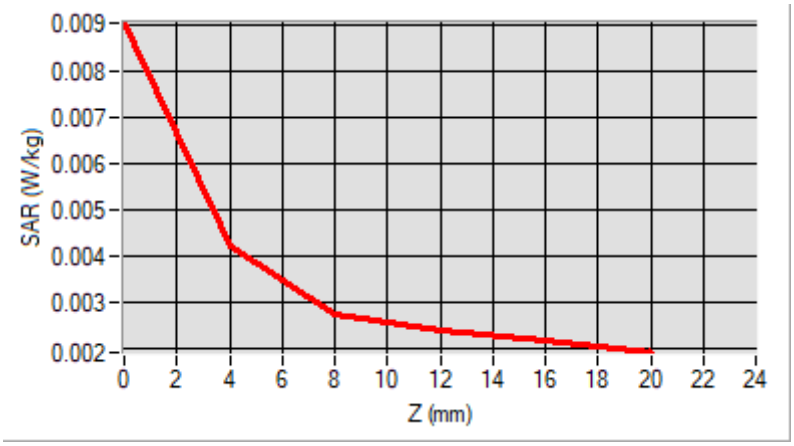

F. 3D Image

3D screen shot	**Hot spot position**
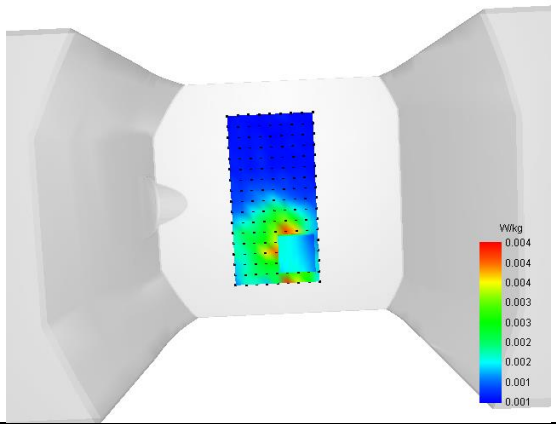	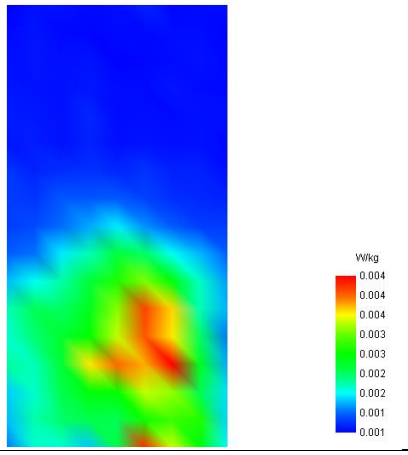

MEASUREMENT 25

Type: Measurement (Complete)
Date of measurement: 2024-03-17
Measurement duration: 12 minutes 3 seconds
E-field Probe: SSE2 - SN 18/21 EPGO356; ConvF: 2.22; Calibrated: 2023-07-07

A. Experimental conditions

Area Scan	dx=9mm dy=9mm
Zoom Scan	dx=5mm dy=5mm dz=4mm
Phantom	Flat Plane
Device Position	Front
Band	NR n7
Channels	DFT-s-OFDM 16QAM, 20MHz, 1RB, Middle
Signal	Duty Cycle 1:1

B. SAR Measurement Results

Frequency (MHz)	2535.000000
Relative Permittivity (real part)	38.874591
Conductivity (S/m)	1.934782
Power Variation (%)	2.541200
Ambient Temperature	22.5
Liquid Temperature	22.5

C. SAR Surface and Volume

SURFACE SAR	VOLUME SAR
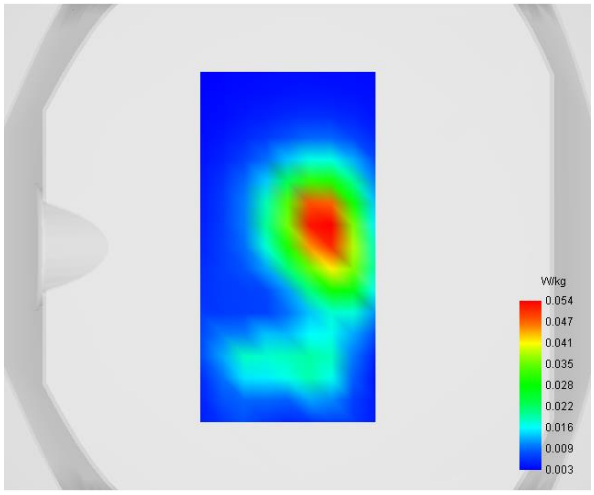	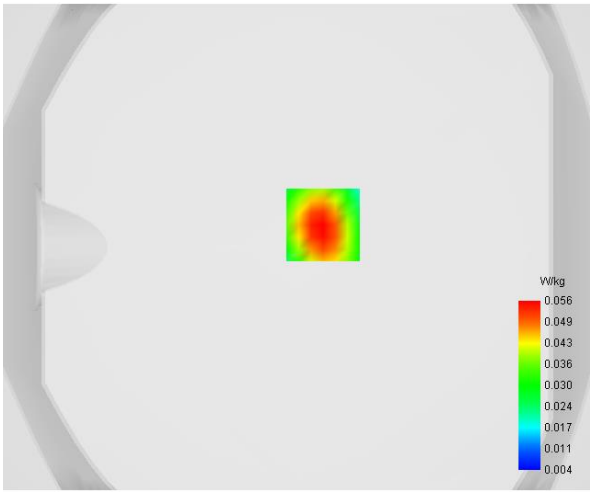

Maximum location: X=11.00, Y=9.00

D. SAR 1g & 10g

SAR 10g (W/Kg)	**0.027139**
SAR 1g (W/Kg)	**0.052619**

E. Z Axis Scan

Z (mm)	**0.00**	**4.00**	**8.00**	**12.00**	**16.00**
SAR (W/Kg)	**0.1008**	**0.0558**	**0.0301**	**0.0166**	**0.0100**

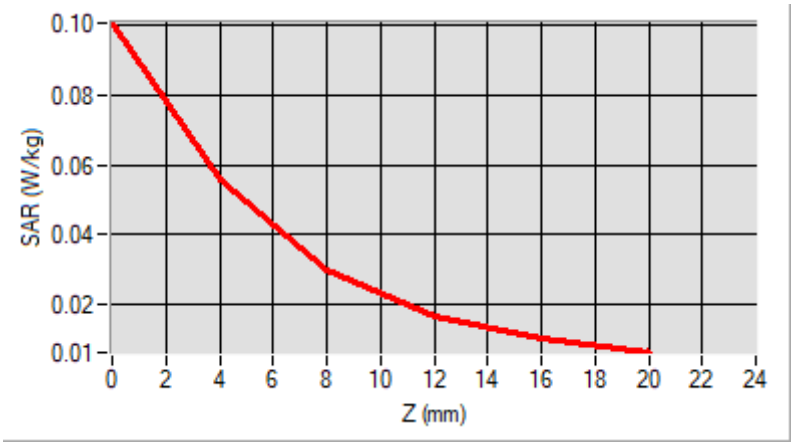

F. 3D Image

3D screen shot	**Hot spot position**
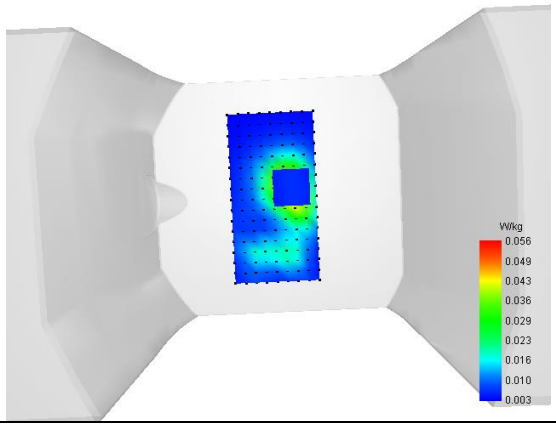	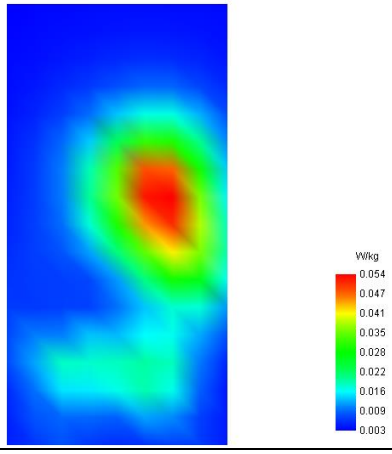

MEASUREMENT 26

Type: Measurement (Complete)
Date of measurement: 2024-03-27
Measurement duration: 12 minutes 3 seconds
E-field Probe: SSE2 - SN 18/21 EPGO356; ConvF: 1.67; Calibrated: 2023-07-07

A. Experimental conditions

Area Scan	dx=9mm dy=9mm
Zoom Scan	dx=5mm dy=5mm dz=4mm
Phantom	Flat Plane
Device Position	Front
Band	NR n12
Channels	DFT-s-OFDM QPSK, 15MHz, 1RB, Middle
Signal	Duty Cycle 1:1

B. SAR Measurement Results

Frequency (MHz)	708.500000
Relative Permittivity (real part)	42.284295
Conductivity (S/m)	0.863565
Power Variation (%)	1.589412
Ambient Temperature	22.5
Liquid Temperature	22.5

C. SAR Surface and Volume

SURFACE SAR	VOLUME SAR
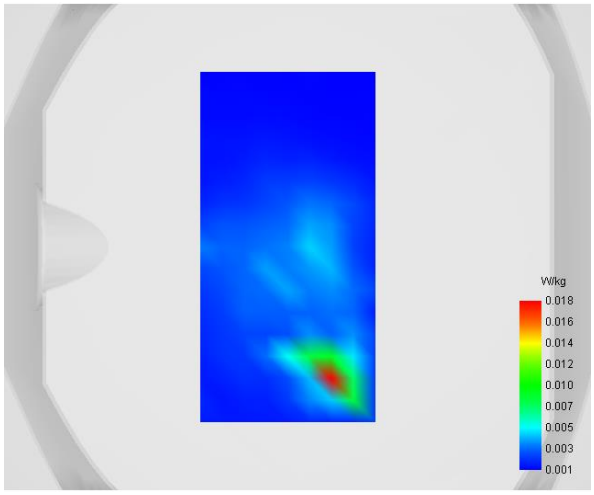	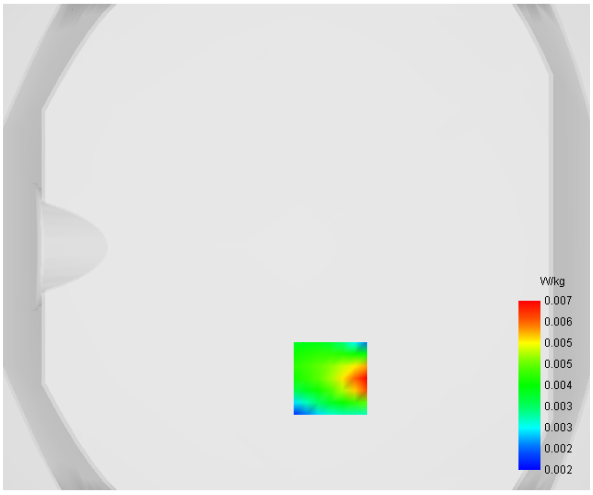

Maximum location: X=14.00, Y=-54.00

D. SAR 1g & 10g

SAR 10g (W/Kg)	**0.003536**
SAR 1g (W/Kg)	**0.005779**

E. Z Axis Scan

Z (mm)	**0.00**	**4.00**	**8.00**	**12.00**	**16.00**
SAR (W/Kg)	**0.0189**	**0.0066**	**0.0033**	**0.0028**	**0.0022**

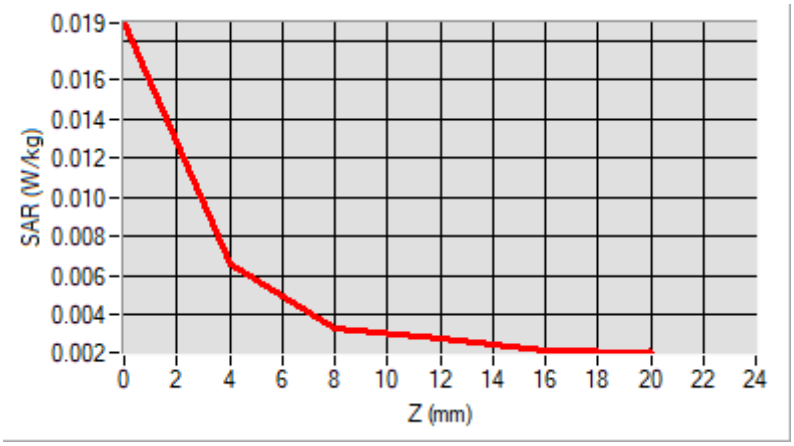

F. 3D Image

3D screen shot	**Hot spot position**
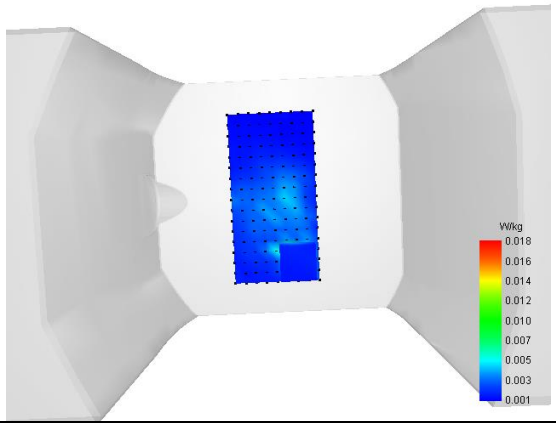	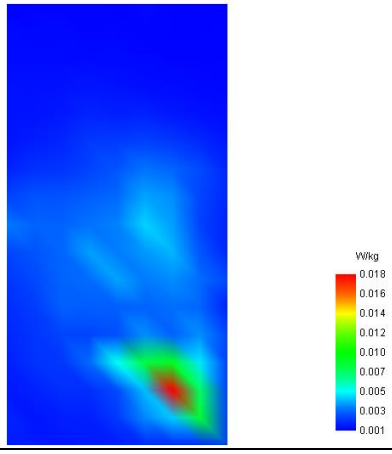

MEASUREMENT 27

Type: Measurement (Complete)
Date of measurement: 2024-03-27
Measurement duration: 12 minutes 3 seconds
E-field Probe: SSE2 - SN 18/21 EPGO356; ConvF: 1.67; Calibrated: 2023-07-07

A. Experimental conditions

Area Scan	dx=9mm dy=9mm
Zoom Scan	dx=5mm dy=5mm dz=4mm
Phantom	Flat Plane
Device Position	Front
Band	NR n13
Channels	DFT-s-OFDM 16QAM, 10MHz, 1RB,Middle
Signal	Duty Cycle 1:1

B. SAR Measurement Results

Frequency (MHz)	782.000000
Relative Permittivity (real part)	42.281412
Conductivity (S/m)	0.863301
Power Variation (%)	0.856123
Ambient Temperature	22.5
Liquid Temperature	22.5

C. SAR Surface and Volume

SURFACE SAR	VOLUME SAR
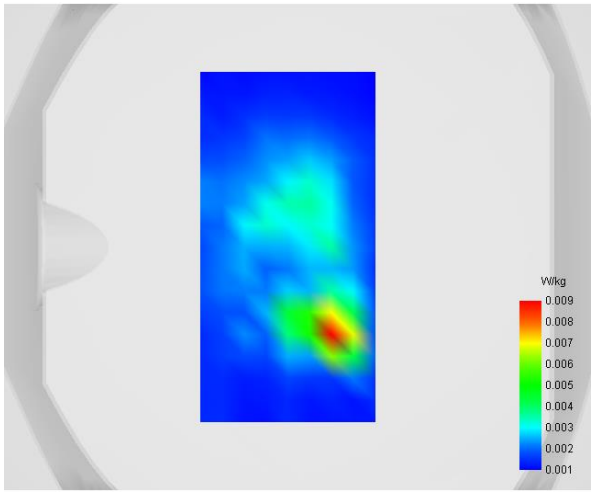	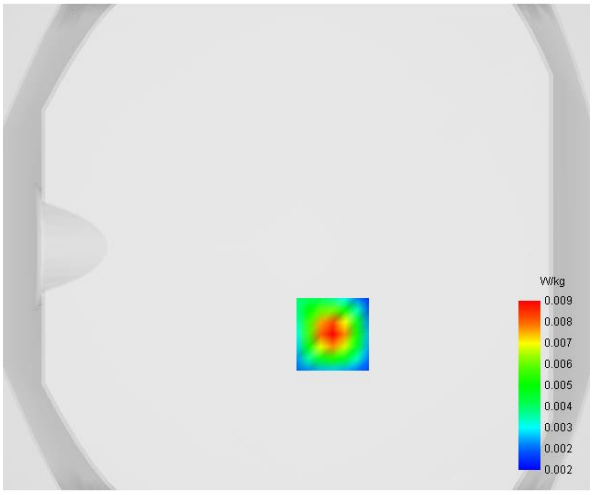

Maximum location: X=15.00, Y=-36.00

D. SAR 1g & 10g

SAR 10g (W/Kg)	**0.004145**
SAR 1g (W/Kg)	**0.008499**

E. Z Axis Scan

Z (mm)	**0.00**	**4.00**	**8.00**	**12.00**	**16.00**
SAR (W/Kg)	**0.0218**	**0.0089**	**0.0033**	**0.0016**	**0.0015**

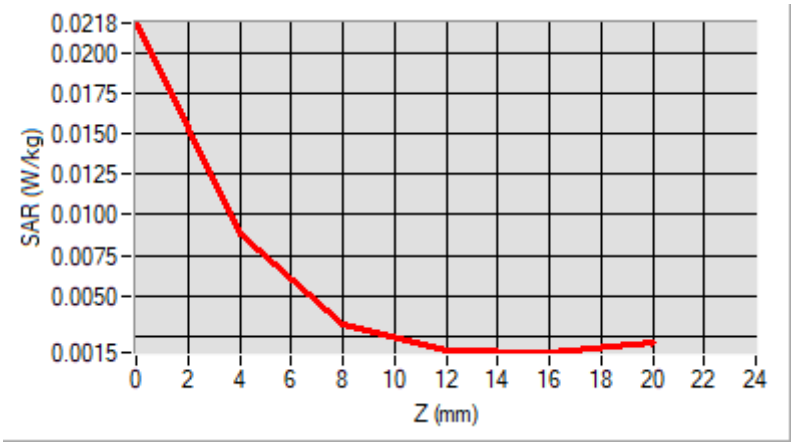

F. 3D Image

3D screen shot	**Hot spot position**
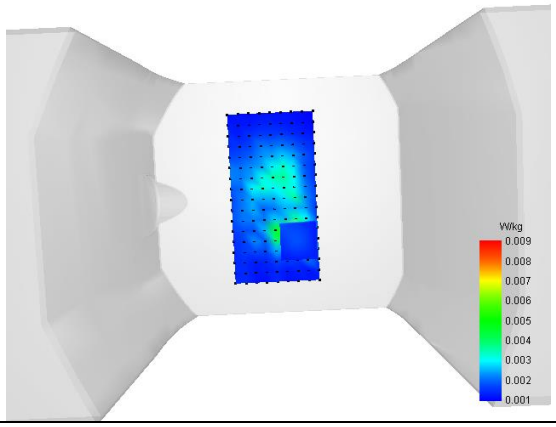	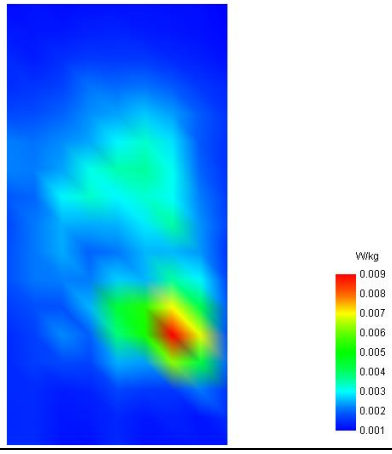

MEASUREMENT 28

Type: Phone measurement (Complete)
Date of measurement: 2024-03-25
Measurement duration: 12 minutes 3 seconds
E-field Probe: SSE2 - SN 18/21 EPGO356; ConvF: 1.88; Calibrated: 2023-07-07

A. Experimental conditions

Area Scan	dx=9mm dy=9mm
Zoom Scan	dx=5mm dy=5mm dz=4mm
Phantom	Flat Plane
Device Position	Front
Band	NR n14
Channels	DFT-s-OFDM 16QAM, 10MHz, 1RB, Middle
Signal	Duty Cycle 1:1

B. SAR Measurement Results

Frequency (MHz)	793.000000
Relative Permittivity (real part)	42.262631
Conductivity (S/m)	0.873625
Power Variation (%)	2.581900
Ambient Temperature	22.9
Liquid Temperature	22.9

C. SAR Surface and Volume

SURFACE SAR	VOLUME SAR
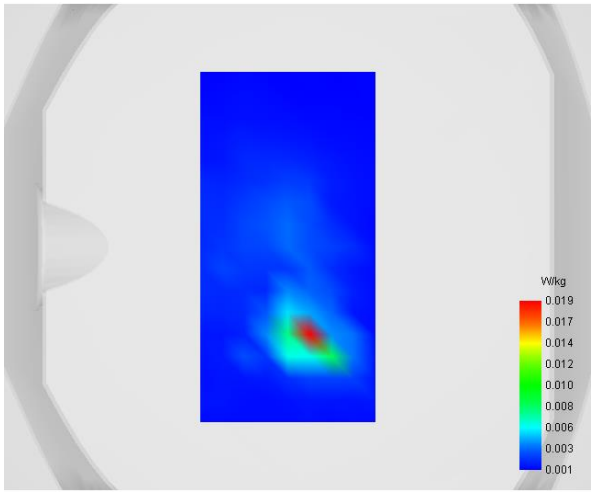	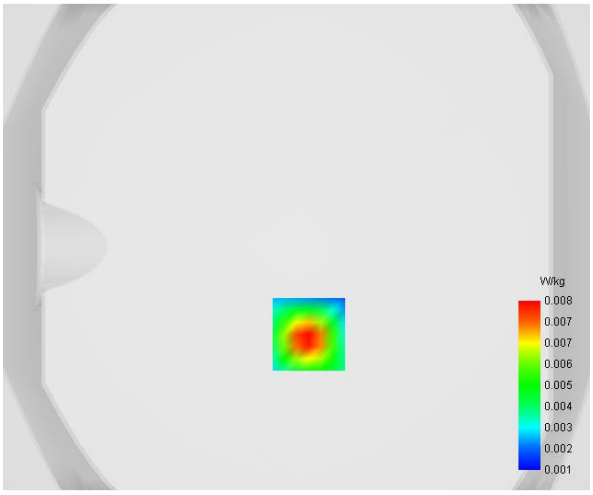

Maximum location: X=5.00, Y=-36.00

D. SAR 1g & 10g

SAR 10g (W/Kg)	**0.004089**
SAR 1g (W/Kg)	**0.008283**

E. Z Axis Scan

Z (mm)	**0.00**	**4.00**	**8.00**	**12.00**	**16.00**
SAR (W/Kg)	**0.0196**	**0.0084**	**0.0035**	**0.0018**	**0.0016**

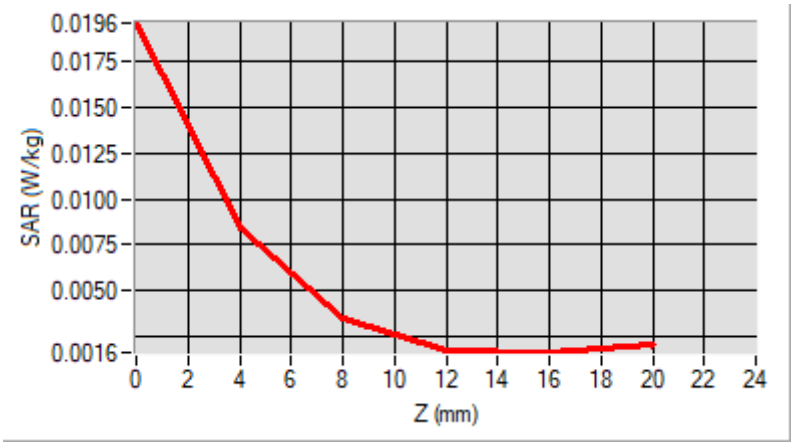

F. 3D Image

3D screen shot	**Hot spot position**
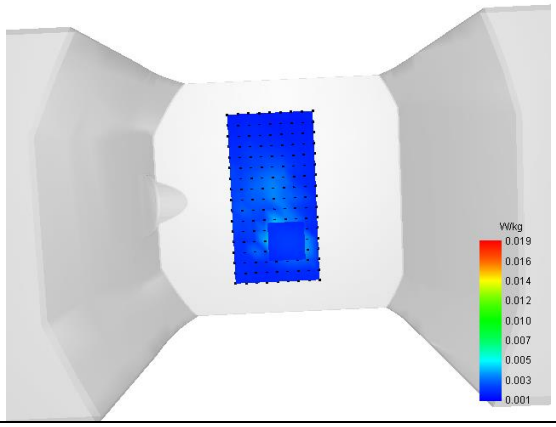	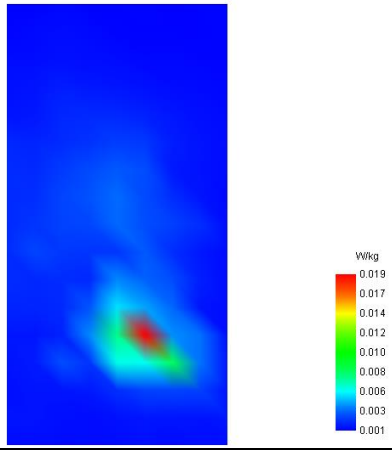

MEASUREMENT 29

Type: Phone measurement (Complete)
Date of measurement: 2024-03-08
Measurement duration: 12 minutes 3 seconds
E-field Probe: SSE2 - SN 18/21 EPGO356; ConvF: 2.11; Calibrated: 2023-07-07

A. Experimental conditions

Area Scan	dx=9mm dy=9mm
Zoom Scan	dx=5mm dy=5mm dz=4mm
Phantom	Flat Plane
Device Position	Front
Band	NR n25
Channels	DFT-s-OFDM PI/2 BPSK, 20MHz, 1RB, High
Signal	Duty Cycle 1:1

B. SAR Measurement Results

Frequency (MHz)	1905.000000
Relative Permittivity (real part)	39.541475
Conductivity (S/m)	1.371249
Power Variation (%)	1.581200
Ambient Temperature	22.8
Liquid Temperature	22.8

C. SAR Surface and Volume

SURFACE SAR	VOLUME SAR
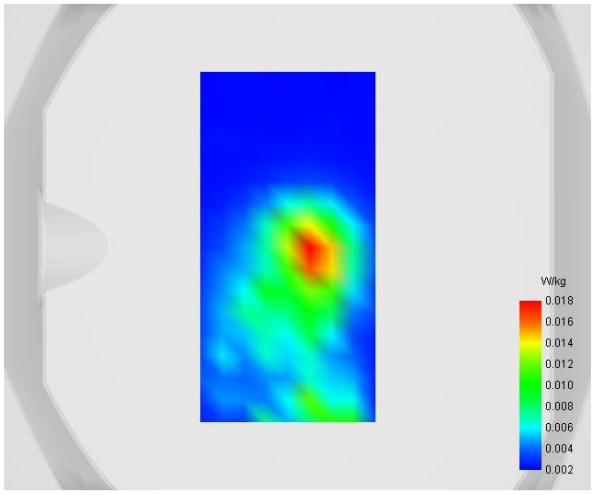	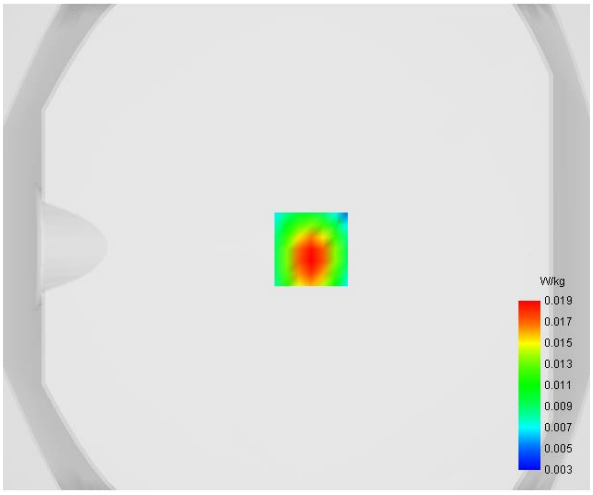

Maximum location: X=6.00, Y=-1.00

D. SAR 1g & 10g

SAR 10g (W/Kg)	**0.009866**
SAR 1g (W/Kg)	**0.017292**

E. Z Axis Scan

Z (mm)	**0.00**	**4.00**	**8.00**	**12.00**	**16.00**
SAR (W/Kg)	**0.0404**	**0.0186**	**0.0109**	**0.0080**	**0.0055**

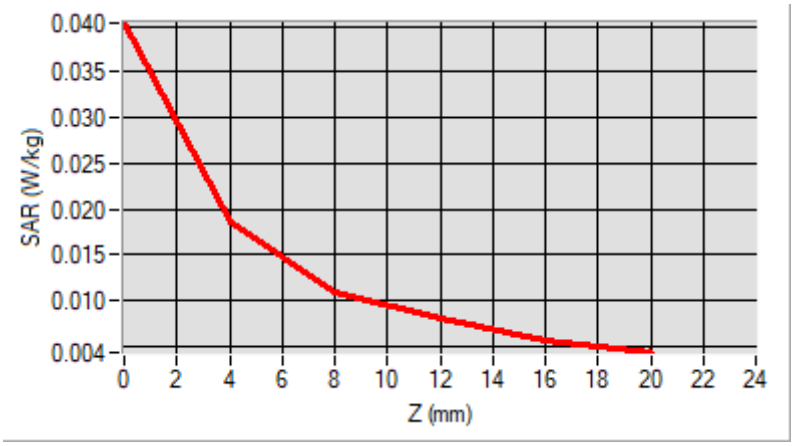

F. 3D Image

3D screen shot	**Hot spot position**
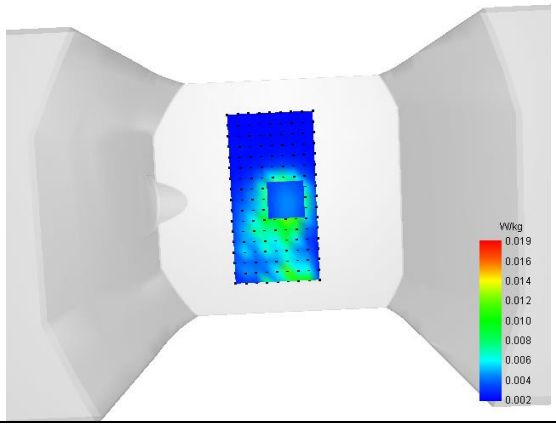	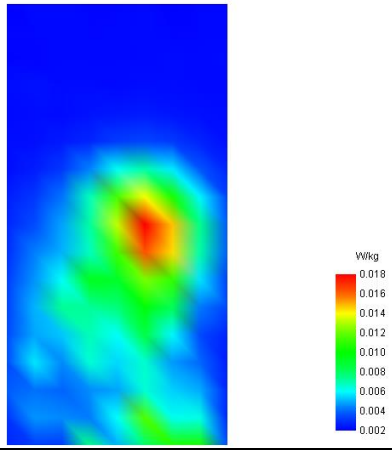

MEASUREMENT 30

Type: Phone measurement (Complete)
Date of measurement: 2024-03-25
Measurement duration: 12 minutes 3 seconds
E-field Probe: SSE2 - SN 18/21 EPGO356; ConvF: 1.71; Calibrated: 2023-07-07

A. Experimental conditions

Area Scan	dx=9mm dy=9mm
Zoom Scan	dx=5mm dy=5mm dz=4mm
Phantom	Flat Plane
Device Position	Front
Band	NR n26(814-824MHz)
Channels	DFT-s-OFDM QPSK, 20MHz, 1RB, High
Signal	Duty Cycle 1:1

B. SAR Measurement Results

Frequency (MHz)	824.000000
Relative Permittivity (real part)	42.264295
Conductivity (S/m)	0.872706
Power Variation (%)	0.036344
Ambient Temperature	22.9
Liquid Temperature	22.9

C. SAR Surface and Volume

SURFACE SAR	VOLUME SAR
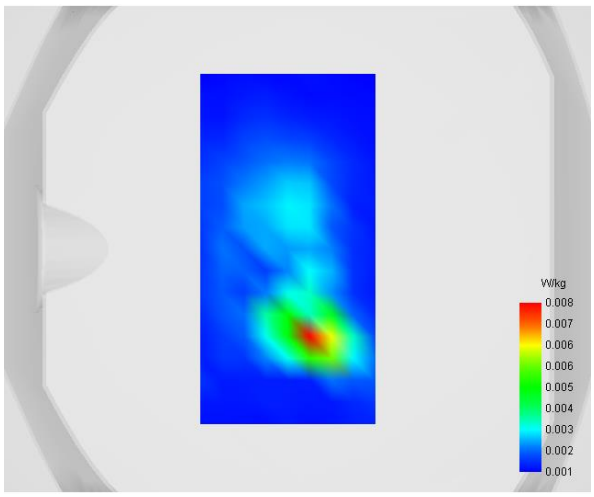	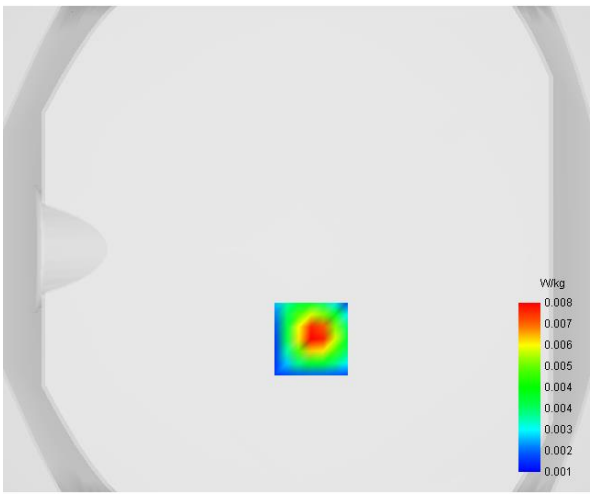

Maximum location: X=6.00, Y=-37.00

D. SAR 1g & 10g

SAR 10g (W/Kg)	**0.003693**
SAR 1g (W/Kg)	**0.007276**

E. Z Axis Scan

Z (mm)	**0.00**	**4.00**	**8.00**	**12.00**	**16.00**
SAR (W/Kg)	**0.0149**	**0.0076**	**0.0039**	**0.0022**	**0.0017**

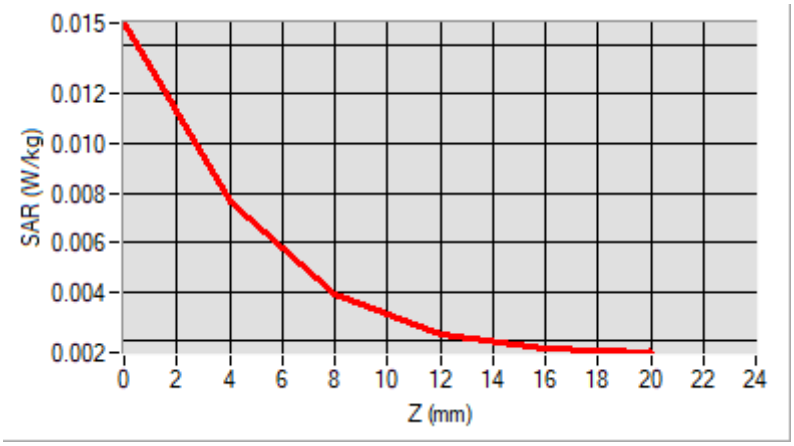

F. 3D Image

3D screen shot	**Hot spot position**
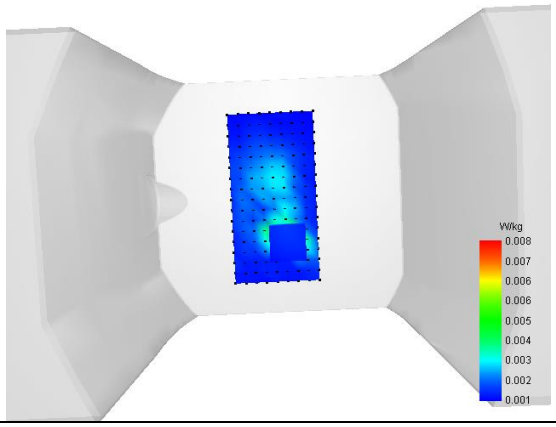	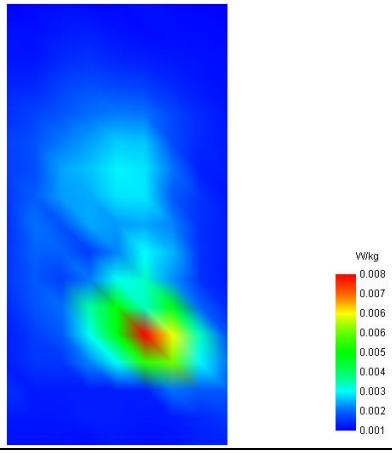

MEASUREMENT 31

Type: Phone measurement (Complete)
Date of measurement: 2024-03-14
Measurement duration: 12 minutes 3 seconds
E-field Probe: SSE2 - SN 18/21 EPGO356; ConvF: 2.34; Calibrated: 2023-07-07

A. Experimental conditions

Area Scan	dx=9mm dy=9mm
Zoom Scan	dx=5mm dy=5mm dz=4mm
Phantom	Flat Plane
Device Position	Front
Band	NR n30
Channels	DFT-s-OFDM PI/2 BPSK, 10MHz, 1RB, Middle
Signal	Duty Cycle 1:1

B. SAR Measurement Results

Frequency (MHz)	2310.000000
Relative Permittivity (real part)	39.121489
Conductivity (S/m)	1.652675
Power Variation (%)	0.030485
Ambient Temperature	22.6
Liquid Temperature	22.6

C. SAR Surface and Volume

SURFACE SAR	VOLUME SAR
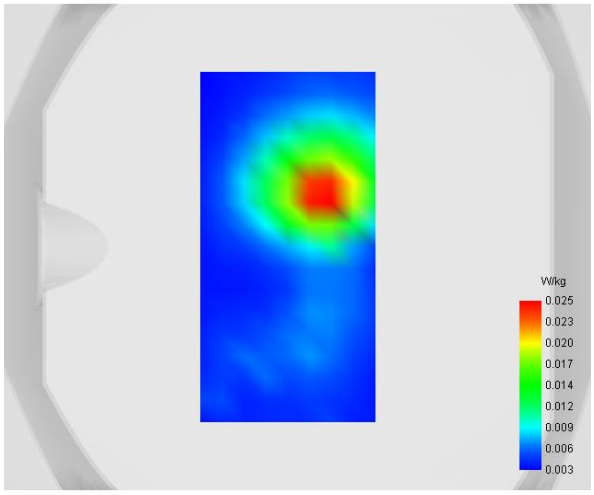	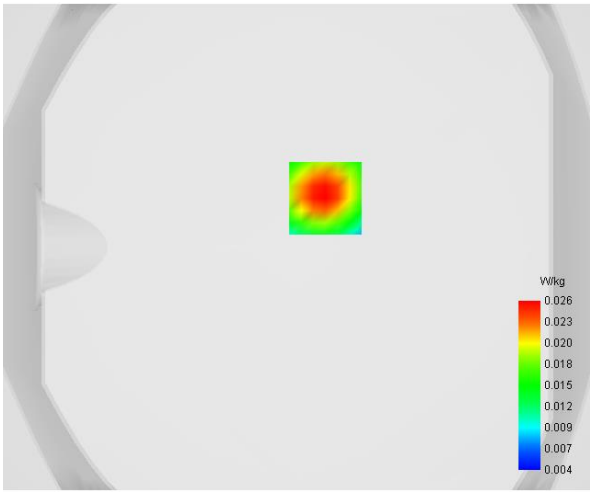

Maximum location: X=12.00, Y=20.00

D. SAR 1g & 10g

SAR 10g (W/Kg)	**0.014020**
SAR 1g (W/Kg)	**0.024545**

E. Z Axis Scan

Z (mm)	**0.00**	**4.00**	**8.00**	**12.00**	**16.00**
SAR (W/Kg)	**0.0441**	**0.0258**	**0.0152**	**0.0097**	**0.0072**

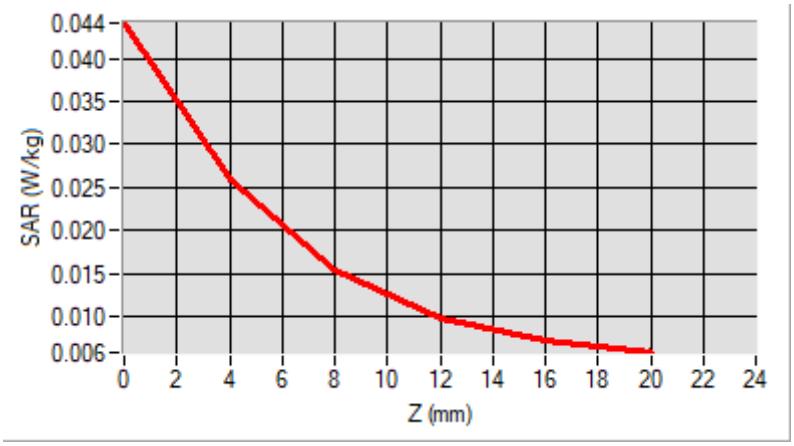

F. 3D Image

3D screen shot	**Hot spot position**
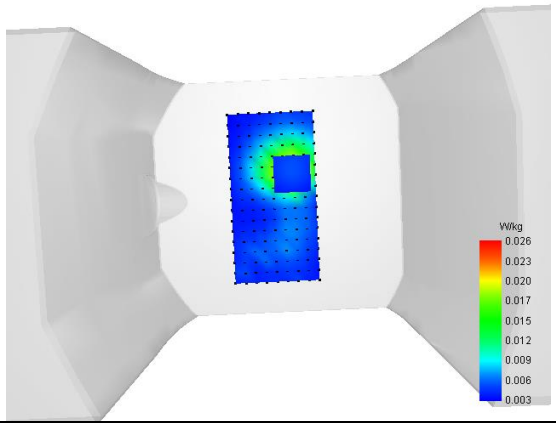	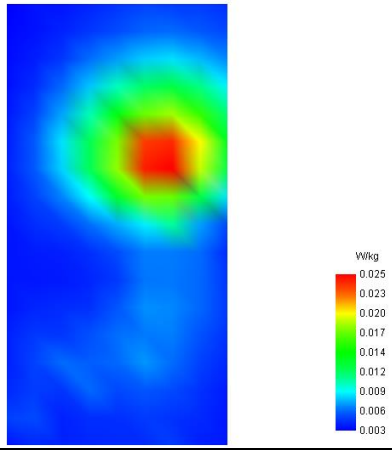

MEASUREMENT 32

Type: Measurement (Complete)
Date of measurement: 2024-03-17
Measurement duration: 12 minutes 3 seconds
E-field Probe: SSE2 - SN 18/21 EPGO356; ConvF: 2.22; Calibrated: 2023-07-07

A. Experimental conditions

Area Scan	dx=9mm dy=9mm
Zoom Scan	dx=5mm dy=5mm dz=4mm
Phantom	Flat Plane
Device Position	Front
Band	NR n38
Channels	CP OFDM 16QAM, 40MHz, 1RB, High
Signal	Duty Cycle 1:1

B. SAR Measurement Results

Frequency (MHz)	2600.000000
Relative Permittivity (real part)	38.873663
Conductivity (S/m)	1.933645
Power Variation (%)	1.658100
Ambient Temperature	22.5
Liquid Temperature	22.5

C. SAR Surface and Volume

SURFACE SAR	VOLUME SAR
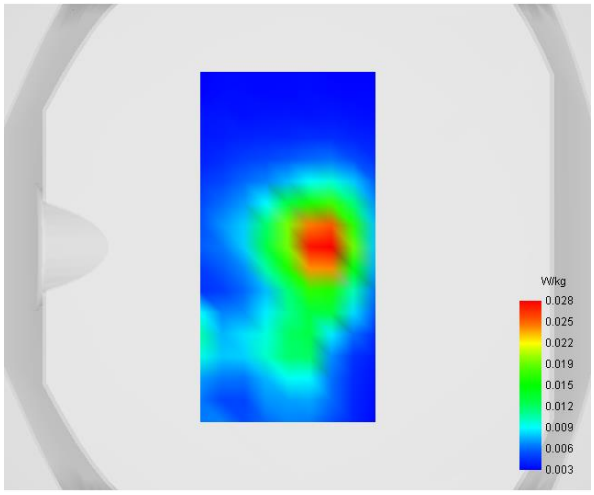	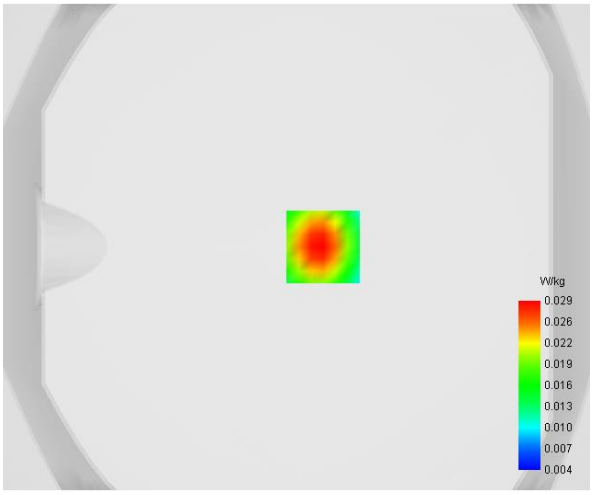

Maximum location: X=11.00, Y=0.00

D. SAR 1g & 10g

SAR 10g (W/Kg)	**0.014372**
SAR 1g (W/Kg)	**0.027425**

E. Z Axis Scan

Z (mm)	**0.00**	**4.00**	**8.00**	**12.00**	**16.00**
SAR (W/Kg)	**0.0543**	**0.0287**	**0.0149**	**0.0084**	**0.0058**

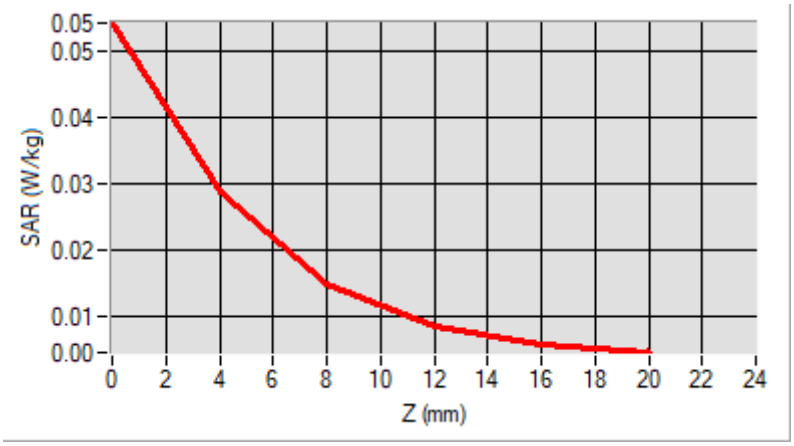

F. 3D Image

3D screen shot	**Hot spot position**
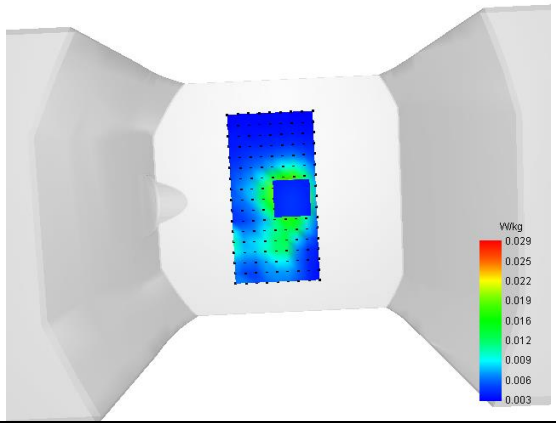	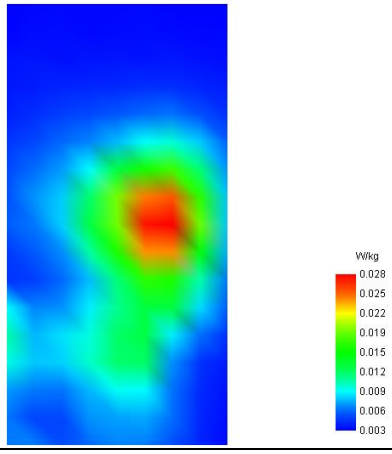

MEASUREMENT 33

Type: Measurement (Complete)
Date of measurement: 2024-03-17
Measurement duration: 12 minutes 3 seconds
E-field Probe: SSE2 - SN 18/21 EPGO356; ConvF: 2.22; Calibrated: 2023-07-07

A. Experimental conditions

Area Scan	dx=9mm dy=9mm
Zoom Scan	dx=5mm dy=5mm dz=4mm
Phantom	Flat Plane
Device Position	Front
Band	NR n41
Channels	CP OFDM QPSK, 100MHz, 1RB, High
Signal	Duty Cycle 1:1

B. SAR Measurement Results

Frequency (MHz)	2640.000000
Relative Permittivity (real part)	38.873863
Conductivity (S/m)	1.933625
Power Variation (%)	1.866100
Ambient Temperature	22.5
Liquid Temperature	22.5

C. SAR Surface and Volume

SURFACE SAR	VOLUME SAR
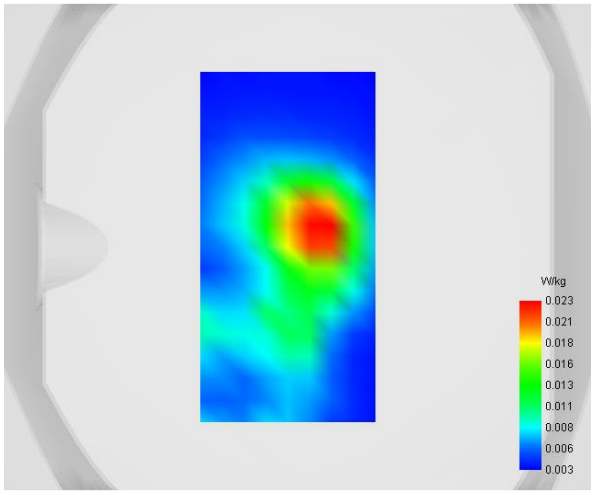	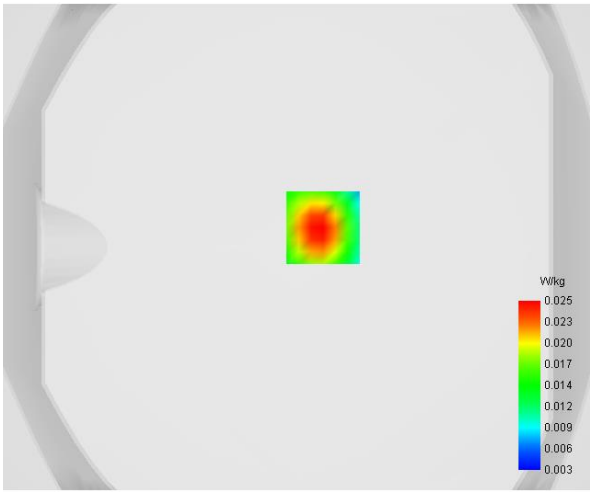

Maximum location: X=11.00, Y=8.00

D. SAR 1g & 10g

SAR 10g (W/Kg)	**0.012715**
SAR 1g (W/Kg)	**0.024424**

E. Z Axis Scan

Z (mm)	**0.00**	**4.00**	**8.00**	**12.00**	**16.00**
SAR (W/Kg)	**0.0506**	**0.0255**	**0.0125**	**0.0069**	**0.0048**

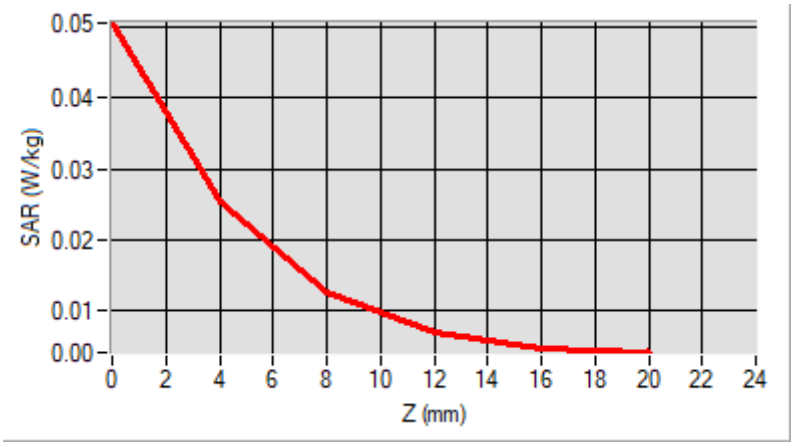

F. 3D Image

3D screen shot	**Hot spot position**
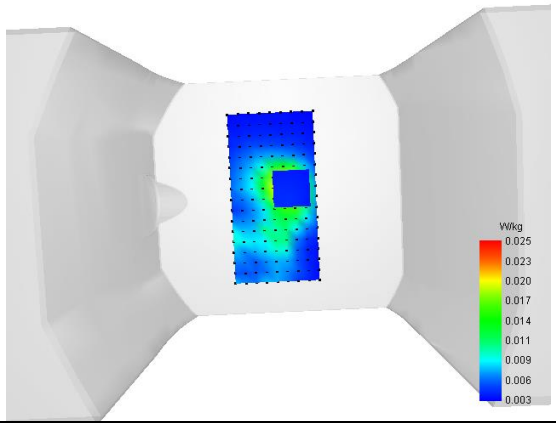	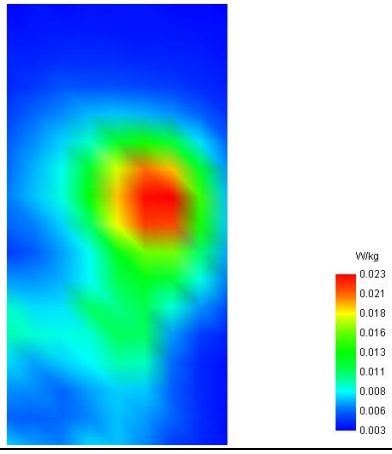

MEASUREMENT 34

Type: Measurement (Complete)
Date of measurement: 2024-03-20
Measurement duration: 12 minutes 3 seconds
E-field Probe: SSE2 - SN 18/21 EPGO356; ConvF: 2.07; Calibrated: 2023-07-07

A. Experimental conditions

Area Scan	dx=9mm dy=9mm
Zoom Scan	dx=5mm dy=5mm dz=4mm
Phantom	Flat Plane
Device Position	Front
Band	NR n48
Channels	DFT-s OFDM QPSK, 40MHz, 1RB, Low
Signal	Duty Cycle 1:1

B. SAR Measurement Results

Frequency (MHz)	3570.000000
Relative Permittivity (real part)	36.423328
Conductivity (S/m)	3.043518
Power Variation (%)	1.628100
Ambient Temperature	22.9
Liquid Temperature	22.9

C. SAR Surface and Volume

SURFACE SAR	VOLUME SAR
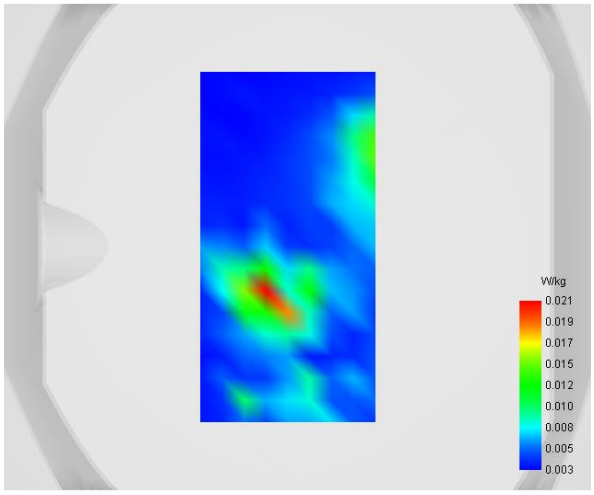	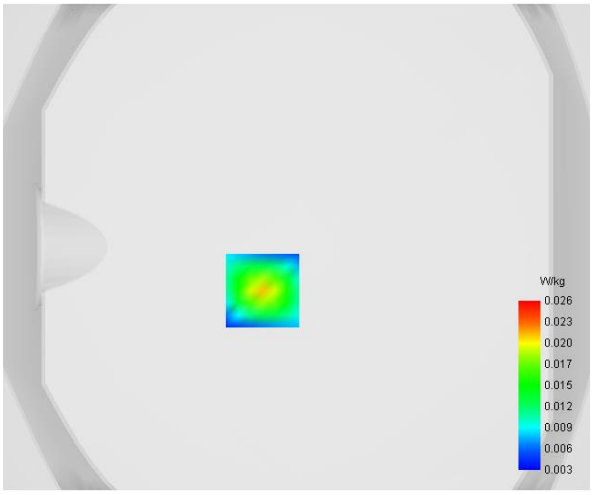

Maximum location: X=-14.00, Y=-18.00

D. SAR 1g & 10g

SAR 10g (W/Kg)	**0.011819**
SAR 1g (W/Kg)	**0.021626**

E. Z Axis Scan

Z (mm)	**0.00**	**4.00**	**8.00**	**12.00**	**16.00**
SAR (W/Kg)	**0.0410**	**0.0213**	**0.0111**	**0.0067**	**0.0054**

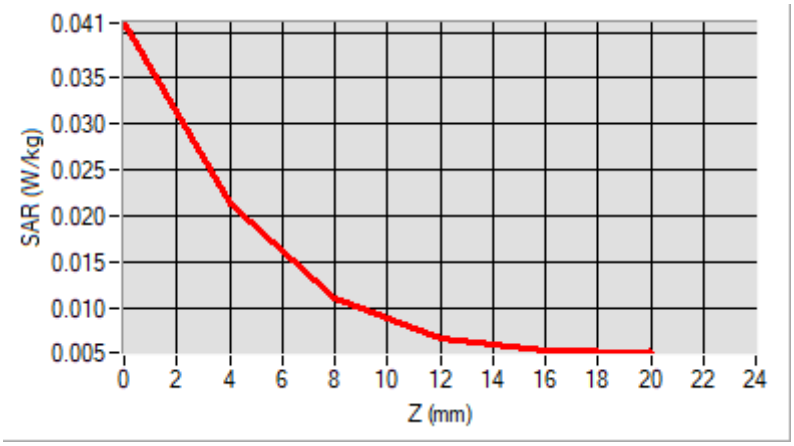

F. 3D Image

3D screen shot	**Hot spot position**
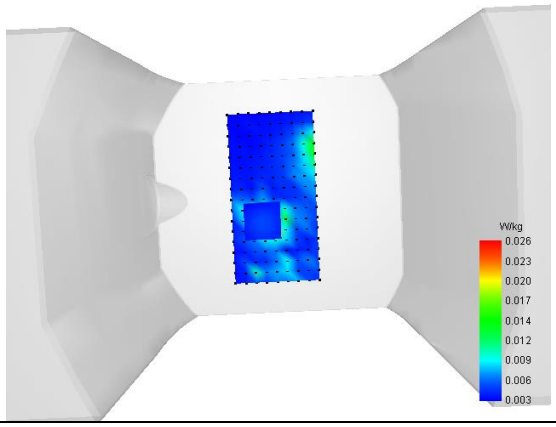	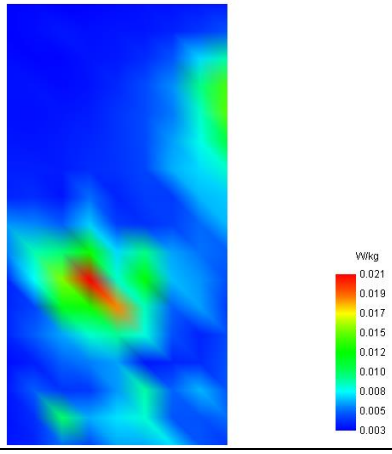

MEASUREMENT 35

Type: Phone measurement (Complete)
Date of measurement: 2024-03-08
Measurement duration: 12 minutes 3 seconds
E-field Probe: SSE2 - SN 18/21 EPGO356; ConvF: 2.11; Calibrated: 2023-07-07

A. Experimental conditions

Area Scan	dx=9mm dy=9mm
Zoom Scan	dx=5mm dy=5mm dz=4mm
Phantom	Flat Plane
Device Position	Front
Band	NR n66
Channels	DFT-s-OFDM QPSK, 40MHz, 1RB, High
Signal	Duty Cycle 1:1

B. SAR Measurement Results

Frequency (MHz)	1760.000000
Relative Permittivity (real part)	39.541489
Conductivity (S/m)	1.372508
Power Variation (%)	0.851800
Ambient Temperature	22.8
Liquid Temperature	22.8

C. SAR Surface and Volume

SURFACE SAR	VOLUME SAR
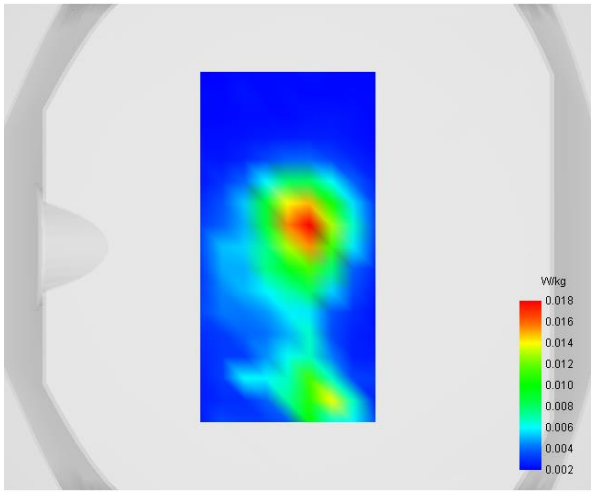	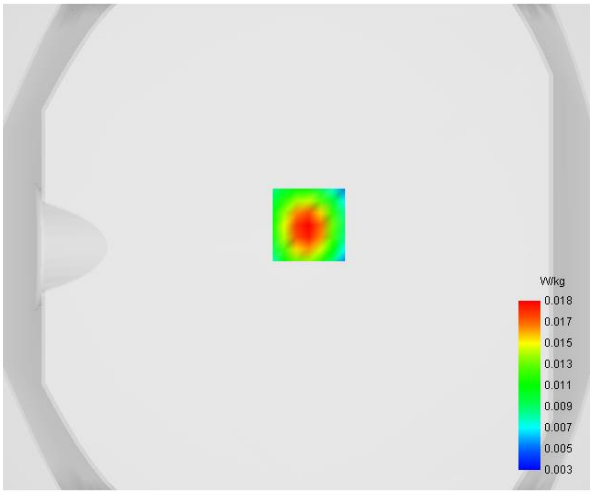

Maximum location: X=5.00, Y=9.00

D. SAR 1g & 10g

SAR 10g (W/Kg)	**0.010134**
SAR 1g (W/Kg)	**0.017027**

E. Z Axis Scan

Z (mm)	**0.00**	**4.00**	**8.00**	**12.00**	**16.00**
SAR (W/Kg)	**0.0269**	**0.0185**	**0.0127**	**0.0089**	**0.0065**

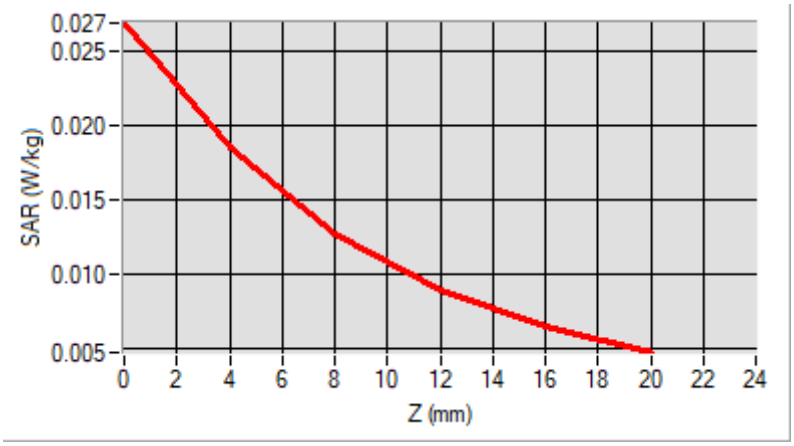

F. 3D Image

3D screen shot	**Hot spot position**
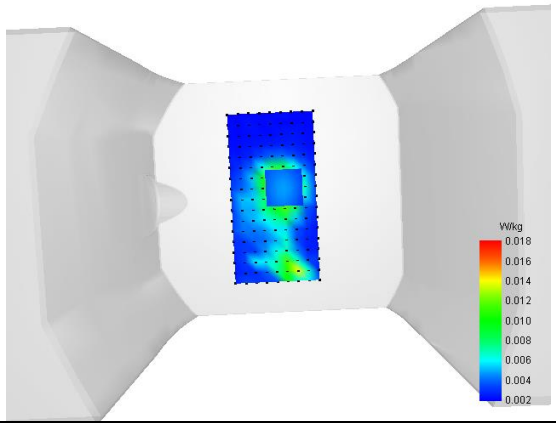	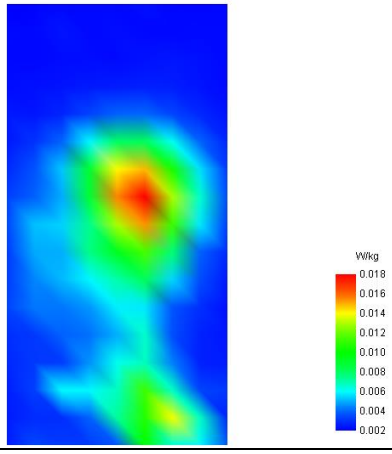

MEASUREMENT 36

Type: Phone measurement (Complete)
Date of measurement: 2024-03-27
Measurement duration: 12 minutes 3 seconds
E-field Probe: SSE2 - SN 18/21 EPGO356; ConvF: 1.67; Calibrated: 2023-07-07

A. Experimental conditions

Area Scan	dx=9mm dy=9mm
Zoom Scan	dx=5mm dy=5mm dz=4mm
Phantom	Flat Plane
Device Position	Front
Band	NR n71
Channels	DFT-s-OFDM QPSK, 20MHz, 1RB, High
Signal	Duty Cycle 1:1

B. SAR Measurement Results

Frequency (MHz)	688.000000
Relative Permittivity (real part)	42.284951
Conductivity (S/m)	0.863071
Power Variation (%)	-0.854900
Ambient Temperature	22.5
Liquid Temperature	22.5

C. SAR Surface and Volume

SURFACE SAR	VOLUME SAR
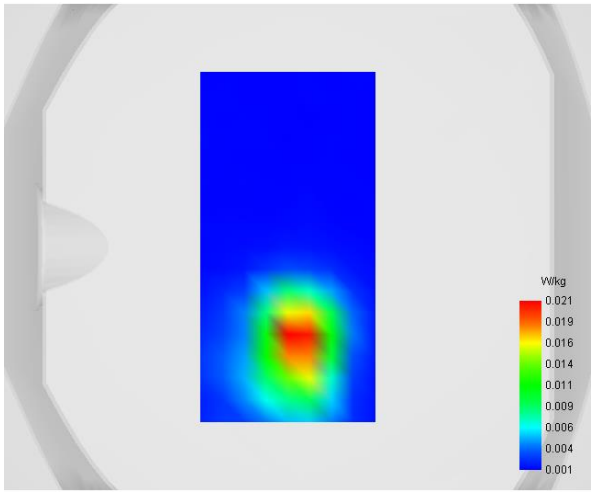	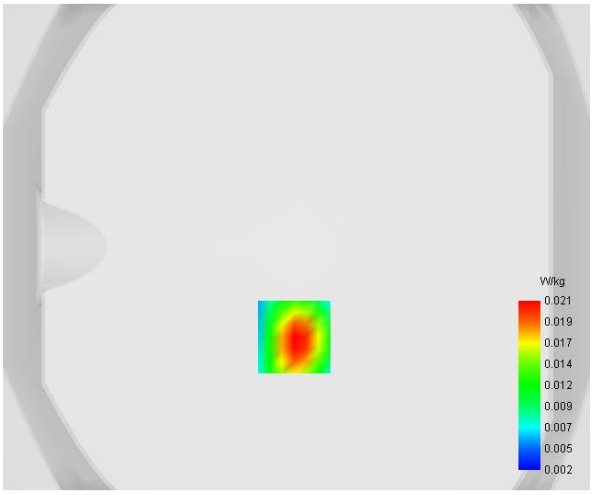

Maximum location: X=-1.00, Y=-37.00

D. SAR 1g & 10g

SAR 10g (W/Kg)	**0.010627**
SAR 1g (W/Kg)	**0.019969**

E. Z Axis Scan

Z (mm)	**0.00**	**4.00**	**8.00**	**12.00**	**16.00**
SAR (W/Kg)	**0.0349**	**0.0214**	**0.0130**	**0.0081**	**0.0054**

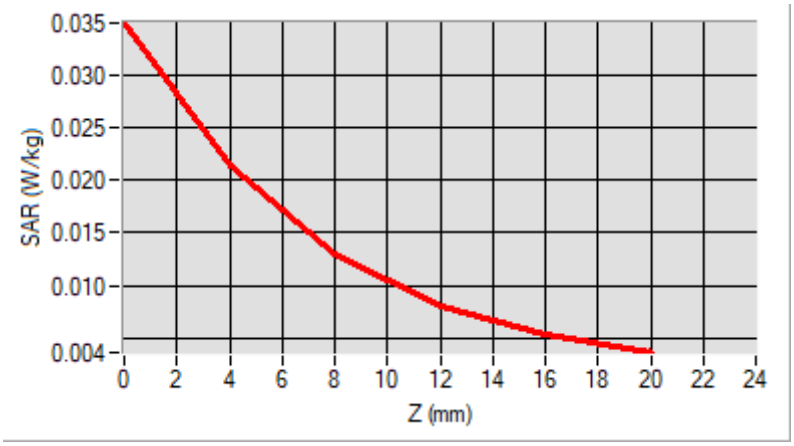

F. 3D Image

3D screen shot	**Hot spot position**
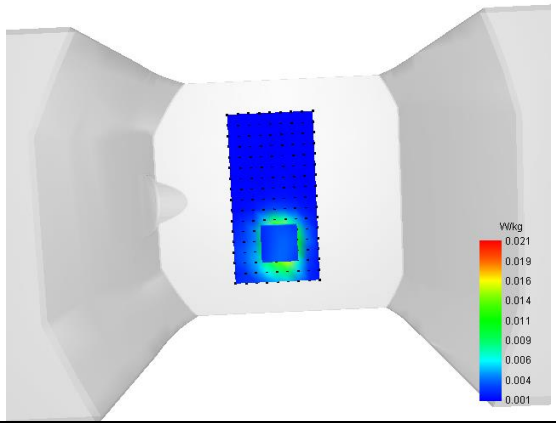	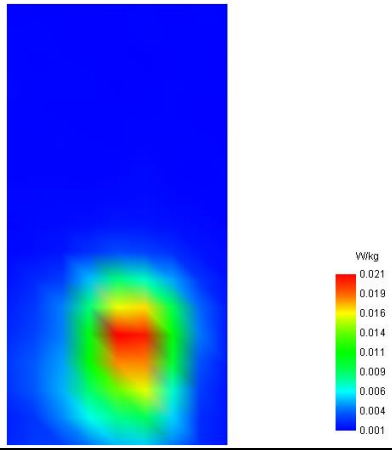

MEASUREMENT 37

Type: Phone measurement (Complete)
Date of measurement: 2024-03-20
Measurement duration: 12 minutes 3 seconds
E-field Probe: SSE2 - SN 18/21 EPGO356; ConvF: 2.07; Calibrated: 2023-07-07

A. Experimental conditions

Area Scan	dx=9mm dy=9mm
Zoom Scan	dx=5mm dy=5mm dz=4mm
Phantom	Flat Plane
Device Position	Front
Band	NR n77/n78_3450-3550MHz
Channels	DFT-s-OFDM 64QAM, 100MHz, 1RB, Middle
Signal	Duty Cycle 1:1

B. SAR Measurement Results

Frequency (MHz)	3500.010000
Relative Permittivity (real part)	36.424129
Conductivity (S/m)	3.043701
Power Variation (%)	2.179400
Ambient Temperature	22.9
Liquid Temperature	22.9

C. SAR Surface and Volume

SURFACE SAR	VOLUME SAR
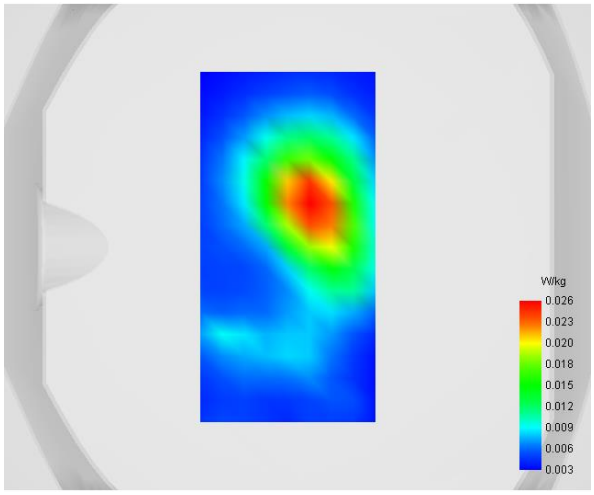	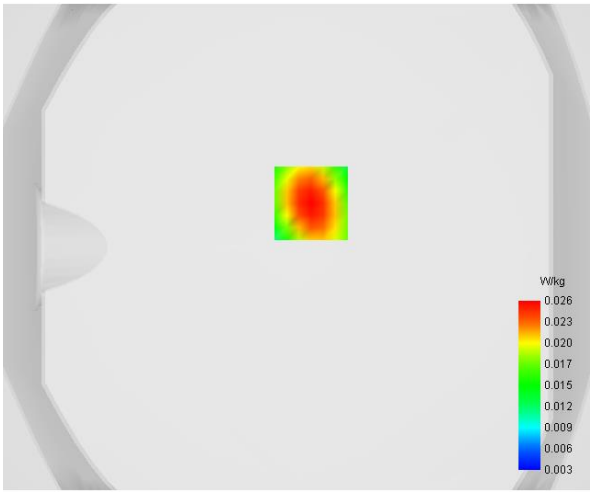

Maximum location: X=6.00, Y=18.00

D. SAR 1g & 10g

SAR 10g (W/Kg)	**0.013513**
SAR 1g (W/Kg)	**0.024480**

E. Z Axis Scan

Z (mm)	**0.00**	**4.00**	**8.00**	**12.00**	**16.00**
SAR (W/Kg)	**0.0463**	**0.0258**	**0.0142**	**0.0084**	**0.0057**

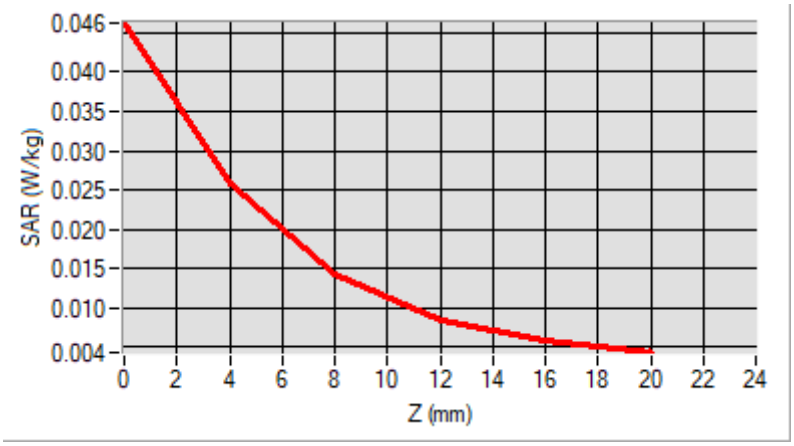

F. 3D Image

3D screen shot	**Hot spot position**
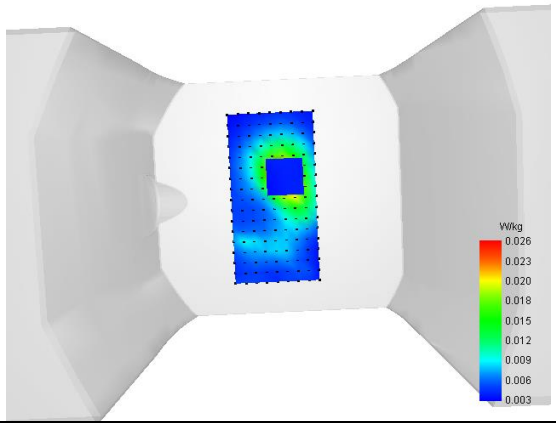	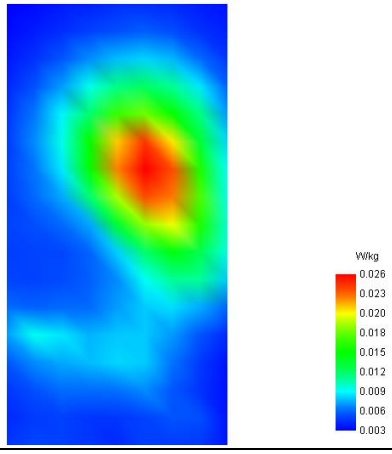

MEASUREMENT 38

Type: Phone measurement (Complete)
Date of measurement: 2024-03-22
Measurement duration: 12 minutes 3 seconds
E-field Probe: SSE2 - SN 18/21 EPGO356; ConvF: 2.37; Calibrated: 2023-07-07

A. Experimental conditions

Area Scan	dx=9mm dy=9mm
Zoom Scan	dx=5mm dy=5mm dz=4mm
Phantom	Flat Plane
Device Position	Front
Band	NR n77/n78_3700-3980MHz
Channels	DFT-s-OFDM QPSK, 100MHz, 1RB, High
Signal	Duty Cycle 1:1

B. SAR Measurement Results

Frequency (MHz)	3930.000000
Relative Permittivity (real part)	34.274129
Conductivity (S/m)	3.653701
Power Variation (%)	0.475600
Ambient Temperature	22.9
Liquid Temperature	22.9

C. SAR Surface and Volume

SURFACE SAR	VOLUME SAR
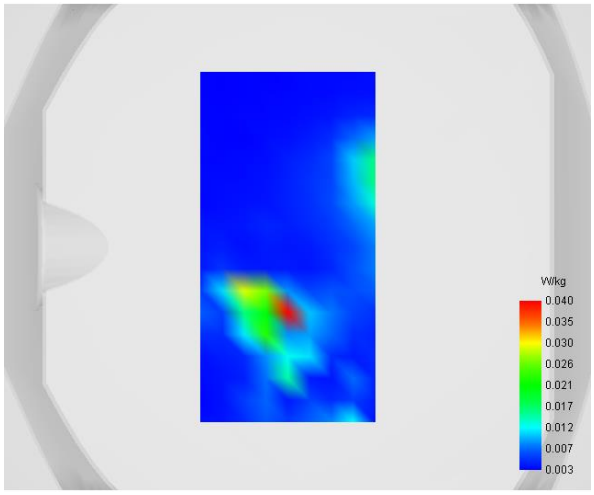	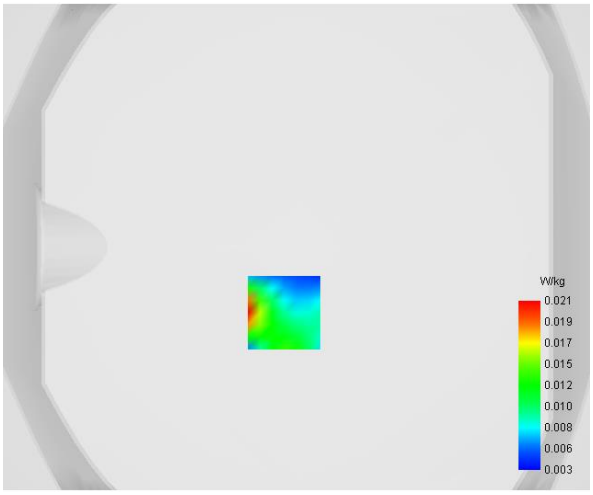

Maximum location: X=-5.00, Y=-27.00

D. SAR 1g & 10g

SAR 10g (W/Kg)	**0.009486**
SAR 1g (W/Kg)	**0.015445**

E. Z Axis Scan

Z (mm)	**0.00**	**4.00**	**8.00**	**12.00**	**16.00**
SAR (W/Kg)	**0.0703**	**0.0213**	**0.0072**	**0.0056**	**0.0049**

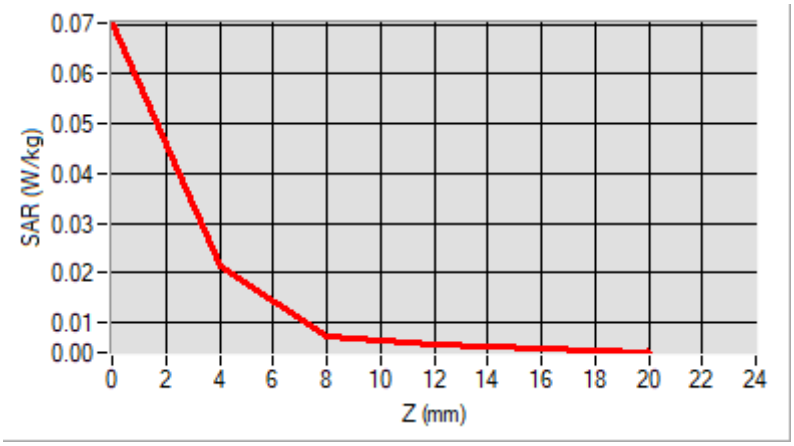

F. 3D Image

3D screen shot	**Hot spot position**
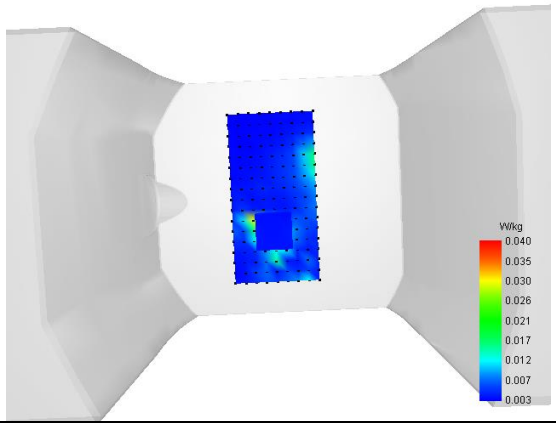	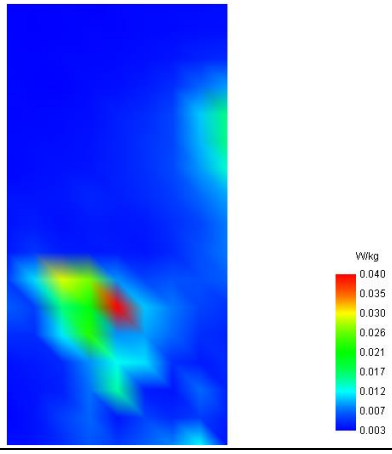

MEASUREMENT 39

Type: Measurement (Complete)
Date of measurement: 2024-03-17
Measurement duration: 12 minutes 3 seconds
E-field Probe: SSE2 - SN 18/21 EPGO356; ConvF: 2.22; Calibrated: 2023-07-07

A. Experimental conditions

Area Scan	dx=9mm dy=9mm
Zoom Scan	dx=5mm dy=5mm dz=4mm
Phantom	Flat Plane
Device Position	Front
Band	n38_UL MIMO
Channels	CP OFDM QPSK, 40MHz, 1RB, Middle
Signal	Duty Cycle 1:1

B. SAR Measurement Results

Frequency (MHz)	2600.000000
Relative Permittivity (real part)	38.873663
Conductivity (S/m)	1.933645
Power Variation (%)	0.457600
Ambient Temperature	22.5
Liquid Temperature	22.5

C. SAR Surface and Volume

SURFACE SAR	VOLUME SAR
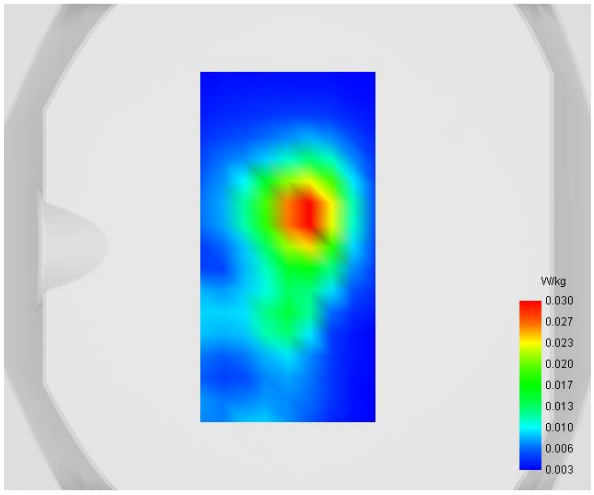	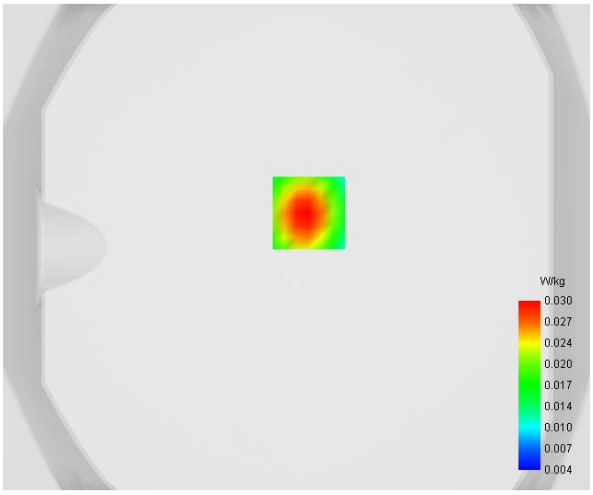

Maximum location: X=5.00, Y=14.00

D. SAR 1g & 10g

SAR 10g (W/Kg)	**0.015193**
SAR 1g (W/Kg)	**0.028717**

E. Z Axis Scan

Z (mm)	**0.00**	**4.00**	**8.00**	**12.00**	**16.00**
SAR (W/Kg)	**0.0555**	**0.0304**	**0.0163**	**0.0093**	**0.0061**

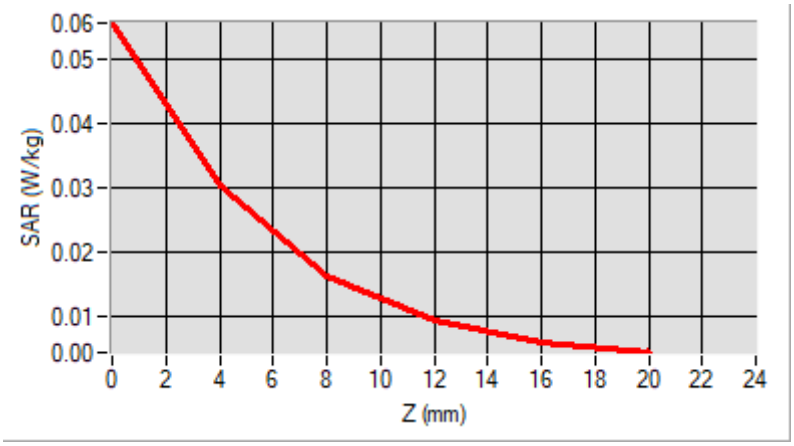

F. 3D Image

3D screen shot	**Hot spot position**
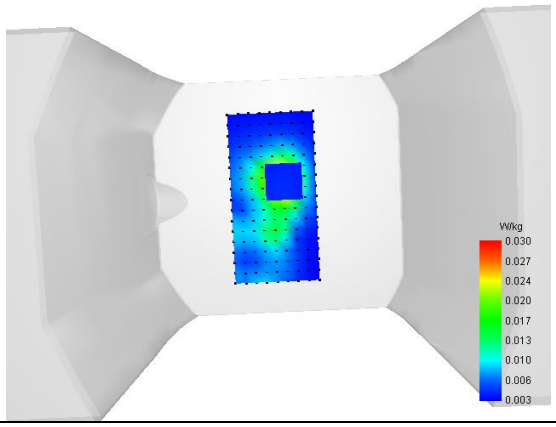	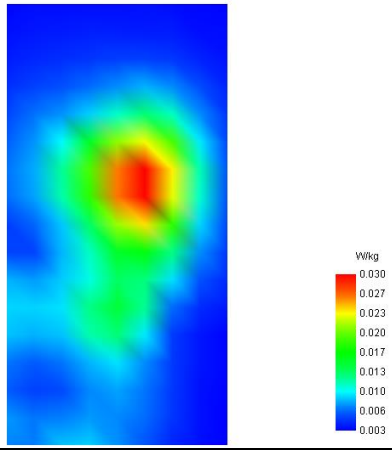

MEASUREMENT 40

Type: Phone measurement (Complete)
Date of measurement: 2024-03-17
Measurement duration: 12 minutes 3 seconds
E-field Probe: SSE2 - SN 18/21 EPGO356; ConvF: 2.22; Calibrated: 2023-07-07

A. Experimental conditions

Area Scan	dx=9mm dy=9mm
Zoom Scan	dx=5mm dy=5mm dz=4mm
Phantom	Flat Plane
Device Position	Front
Band	n41_UL MIMO
Channels	CP OFDM 16QAM, 100MHz, 1RB, Low
Signal	Duty Cycle 1:1

B. SAR Measurement Results

Frequency (MHz)	2546.010000
Relative Permittivity (real part)	38.874129
Conductivity (S/m)	1.932659
Power Variation (%)	0.628800
Ambient Temperature	22.5
Liquid Temperature	22.5

C. SAR Surface and Volume

SURFACE SAR	VOLUME SAR
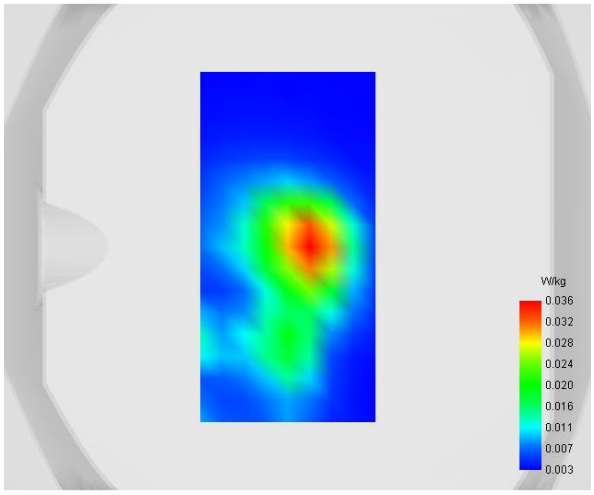	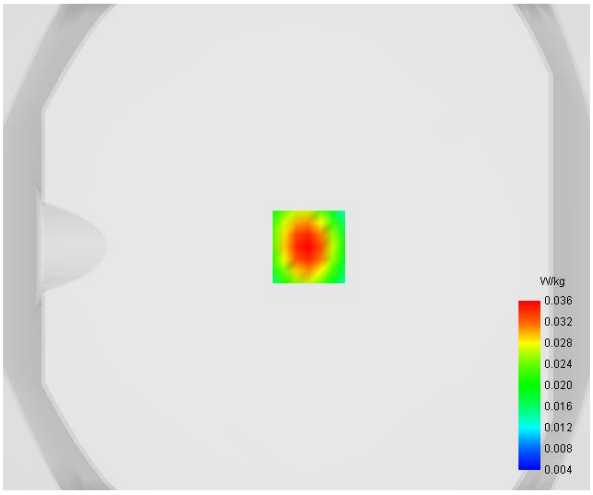

Maximum location: X=5.00, Y=0.00

D. SAR 1g & 10g

SAR 10g (W/Kg)	**0.017719**
SAR 1g (W/Kg)	**0.033896**

E. Z Axis Scan

Z (mm)	**0.00**	**4.00**	**8.00**	**12.00**	**16.00**
SAR (W/Kg)	**0.0649**	**0.0360**	**0.0195**	**0.0111**	**0.0070**

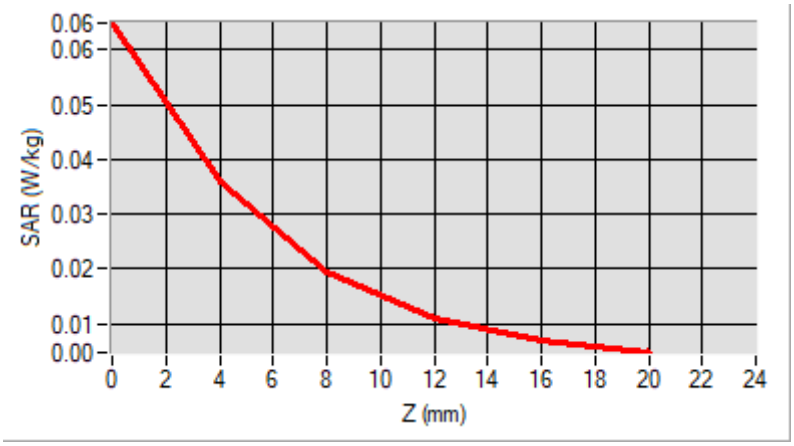

F. 3D Image

3D screen shot	**Hot spot position**
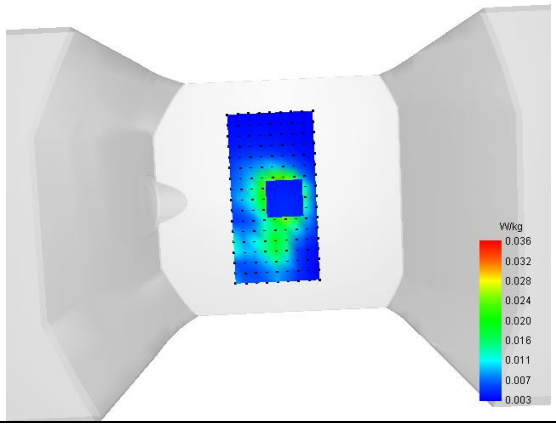	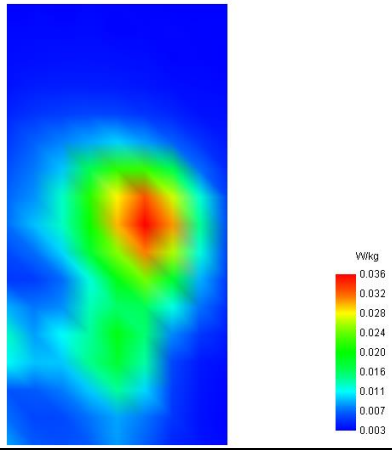

MEASUREMENT 41

Type: Phone measurement (Complete)
Date of measurement: 2024-03-21
Measurement duration: 12 minutes 3 seconds
E-field Probe: SSE2 - SN 18/21 EPGO356; ConvF: 2.27; Calibrated: 2023-07-07

A. Experimental conditions

Area Scan	dx=9mm dy=9mm
Zoom Scan	dx=5mm dy=5mm dz=4mm
Phantom	Flat Plane
Device Position	Front
Band	n48_UL MIMO
Channels	CP OFDM QPSK, 40MHz, 1RB, Middle
Signal	Duty Cycle 1:1

B. SAR Measurement Results

Frequency (MHz)	3624.990000
Relative Permittivity (real part)	35.124914
Conductivity (S/m)	3.332659
Power Variation (%)	0.236800
Ambient Temperature	22.9
Liquid Temperature	22.9

C. SAR Surface and Volume

SURFACE SAR	VOLUME SAR
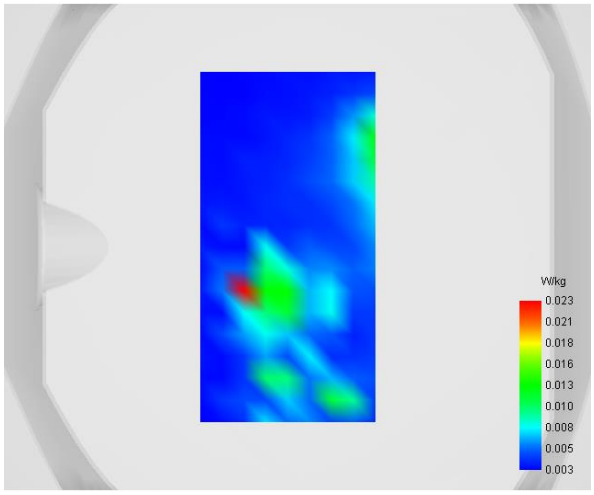	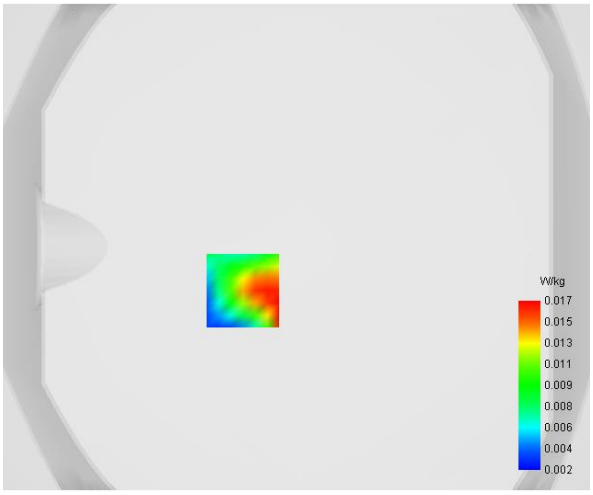

Maximum location: X=-22.00, Y=-18.00

D. SAR 1g & 10g

SAR 10g (W/Kg)	**0.007987**
SAR 1g (W/Kg)	**0.016801**

E. Z Axis Scan

Z (mm)	**0.00**	**4.00**	**8.00**	**12.00**	**16.00**
SAR (W/Kg)	**0.0703**	**0.0171**	**0.0040**	**0.0037**	**0.0033**

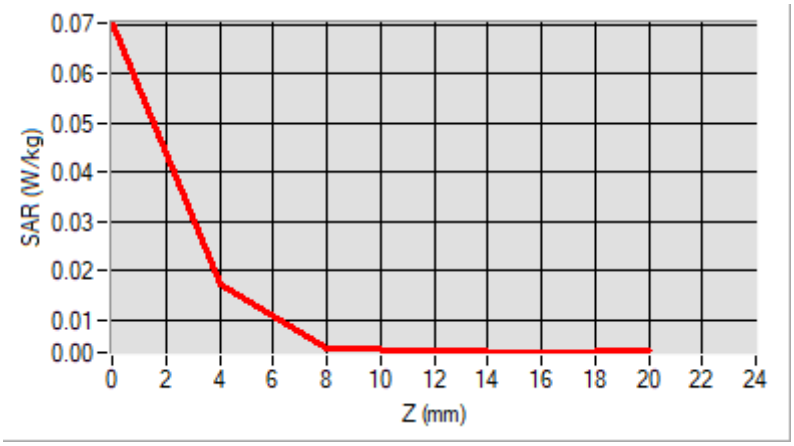

F. 3D Image

3D screen shot	**Hot spot position**
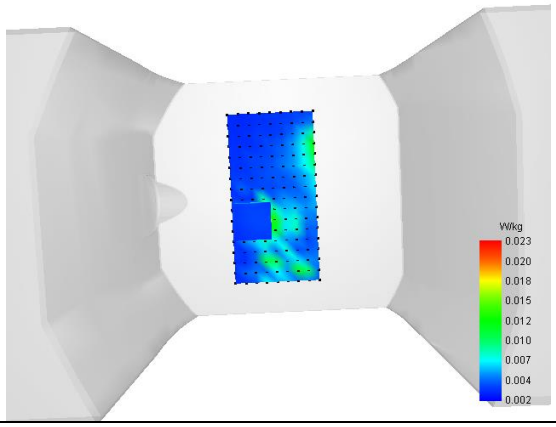	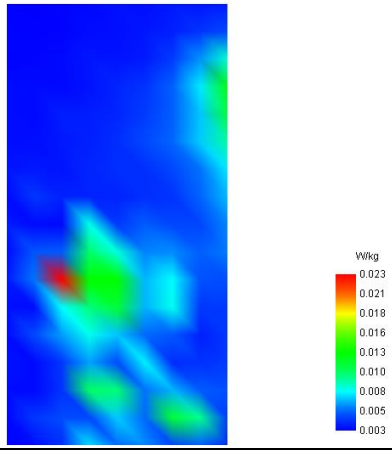

MEASUREMENT 42

Type: Phone measurement (Complete)
Date of measurement: 2024-03-20
Measurement duration: 12 minutes 3 seconds
E-field Probe: SSE2 - SN 18/21 EPGO356; ConvF: 2.07; Calibrated: 2023-07-07

A. Experimental conditions

Area Scan	dx=9mm dy=9mm
Zoom Scan	dx=5mm dy=5mm dz=4mm
Phantom	Flat Plane
Device Position	Front
Band	5G NR n77/n78_3450-3550MHz_UL MIMO
Channels	CP OFDM QPSK, 30MHz, 1RB, Low
Signal	Duty Cycle 1:1

B. SAR Measurement Results

Frequency (MHz)	3465.000000
Relative Permittivity (real part)	36.424129
Conductivity (S/m)	3.043701
Power Variation (%)	-0.817600
Ambient Temperature	22.9
Liquid Temperature	22.9

C. SAR Surface and Volume

SURFACE SAR	VOLUME SAR
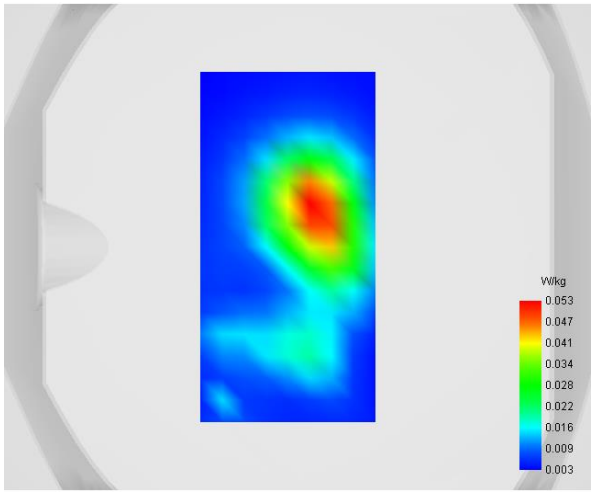	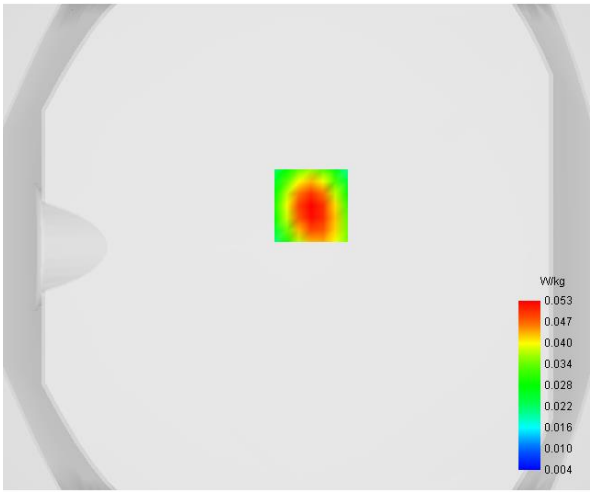

Maximum location: X=6.00, Y=17.00

D. SAR 1g & 10g

SAR 10g (W/Kg)	**0.025691**
SAR 1g (W/Kg)	**0.049576**

E. Z Axis Scan

Z (mm)	**0.00**	**4.00**	**8.00**	**12.00**	**16.00**
SAR (W/Kg)	**0.0946**	**0.0526**	**0.0284**	**0.0157**	**0.0094**

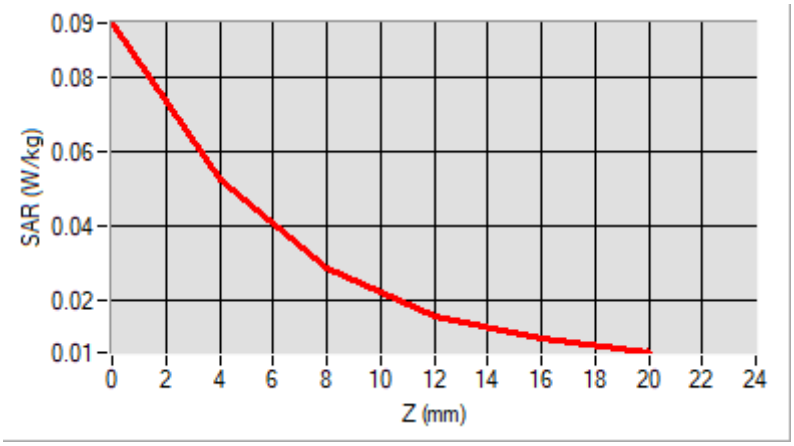

F. 3D Image

3D screen shot	**Hot spot position**
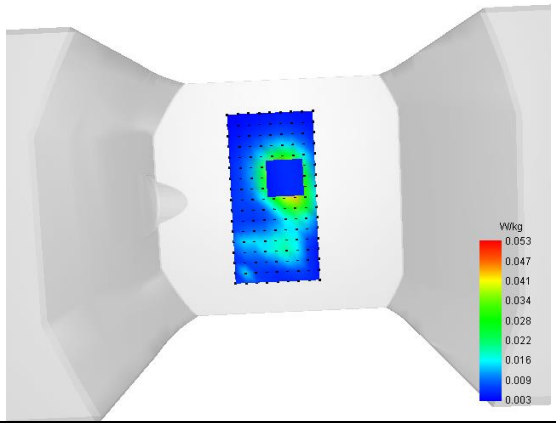	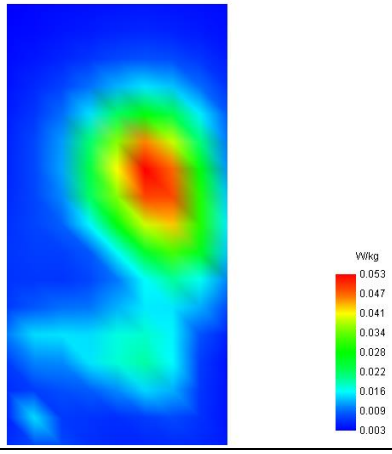

MEASUREMENT 43

Type: Phone measurement (Complete)
Date of measurement: 2024-03-22
Measurement duration: 12 minutes 3 seconds
E-field Probe: SSE2 - SN 18/21 EPGO356; ConvF: 2.37; Calibrated: 2023-07-07

A. Experimental conditions

Area Scan	dx=9mm dy=9mm
Zoom Scan	dx=5mm dy=5mm dz=4mm
Phantom	Flat Plane
Device Position	Front
Band	5G NR n77_3700-3980MHz_UL MIMO
Channels	CP OFDM 16QAM, 100MHz, 1RB, High
Signal	Duty Cycle 1:1

B. SAR Measurement Results

Frequency (MHz)	3930.000000
Relative Permittivity (real part)	34.272541
Conductivity (S/m)	3.653747
Power Variation (%)	-0.886300
Ambient Temperature	22.9
Liquid Temperature	22.9

C. SAR Surface and Volume

SURFACE SAR	VOLUME SAR
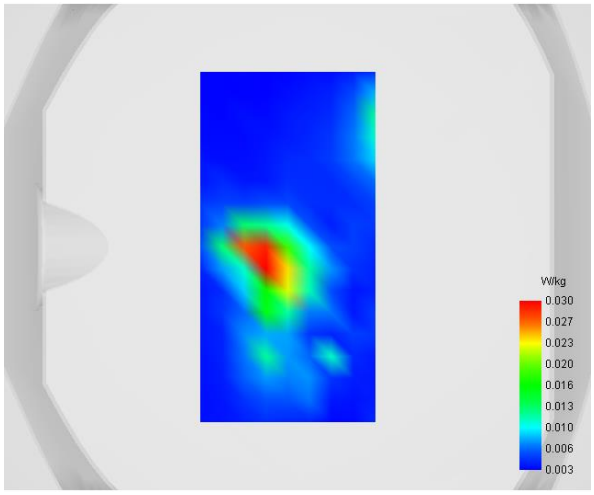	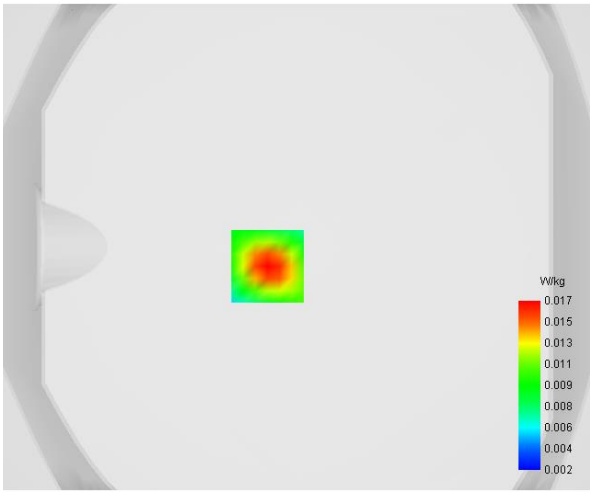

Maximum location: X=-12.00, Y=-8.00

D. SAR 1g & 10g

SAR 10g (W/Kg)	**0.008500**
SAR 1g (W/Kg)	**0.017610**

E. Z Axis Scan

Z (mm)	**0.00**	**4.00**	**8.00**	**12.00**	**16.00**
SAR (W/Kg)	**0.0462**	**0.0168**	**0.0051**	**0.0020**	**0.0019**

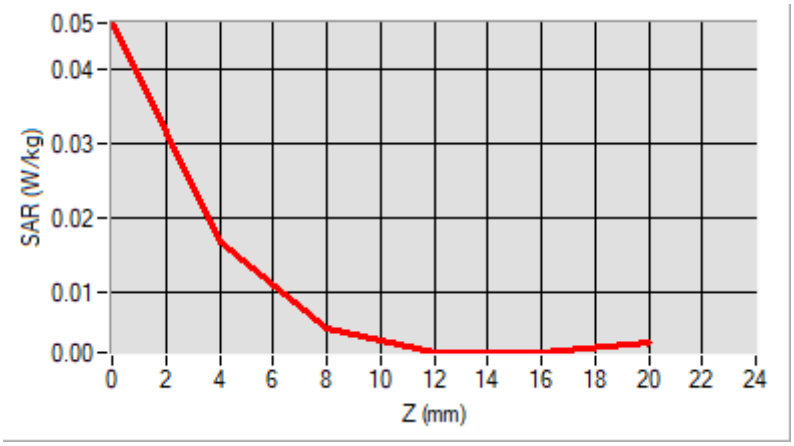

F. 3D Image

3D screen shot	**Hot spot position**
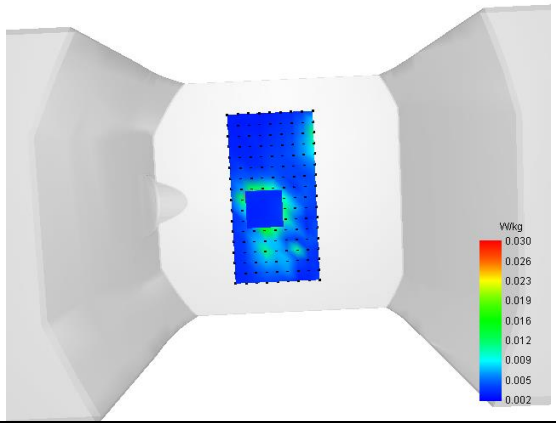	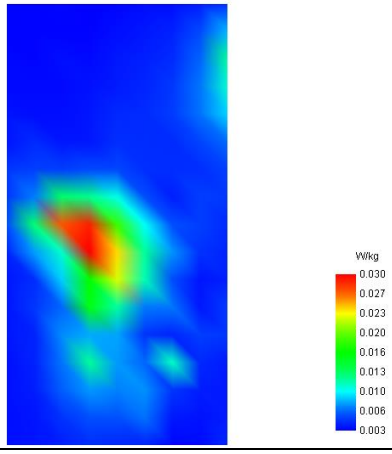

MEASUREMENT 44

Type: Phone measurement (Complete)
Date of measurement: 2024-03-17
Measurement duration: 12 minutes 3 seconds
E-field Probe: SSE2 - SN 18/21 EPGO356; ConvF: 2.22; Calibrated: 2023-07-07

A. Experimental conditions

Area Scan	dx=9mm dy=9mm
Zoom Scan	dx=5mm dy=5mm dz=4mm
Phantom	Flat Plane
Device Position	Front
Band	NR n38_HPUE
Channels	DFT-s OFDM 16QAM, 40MHz, 1RB, Low
Signal	Duty Cycle 1:1

B. SAR Measurement Results

Frequency (MHz)	2590.000000
Relative Permittivity (real part)	38.871835
Conductivity (S/m)	1.934129
Power Variation (%)	3.219600
Ambient Temperature	22.5
Liquid Temperature	22.5

C. SAR Surface and Volume

SURFACE SAR	VOLUME SAR
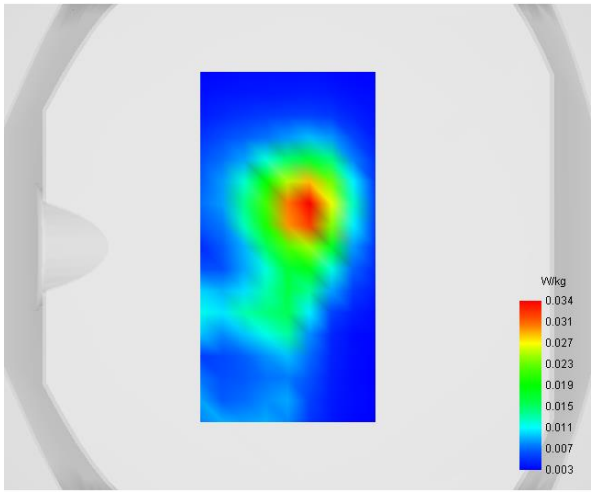	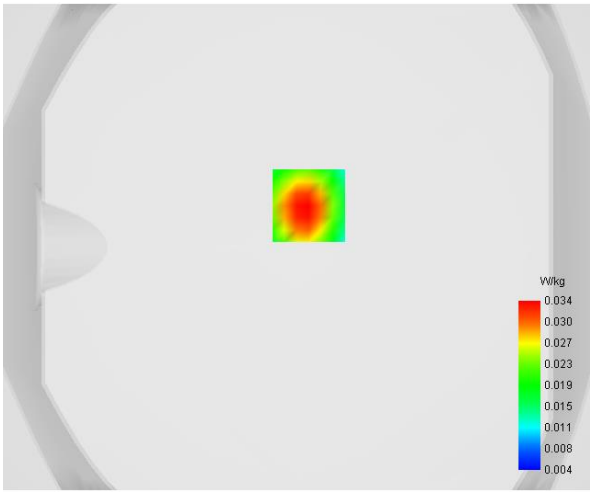

Maximum location: X=5.00, Y=17.00

D. SAR 1g & 10g

SAR 10g (W/Kg)	**0.017058**
SAR 1g (W/Kg)	**0.032416**

E. Z Axis Scan

Z (mm)	**0.00**	**4.00**	**8.00**	**12.00**	**16.00**
SAR (W/Kg)	**0.0617**	**0.0343**	**0.0187**	**0.0107**	**0.0069**

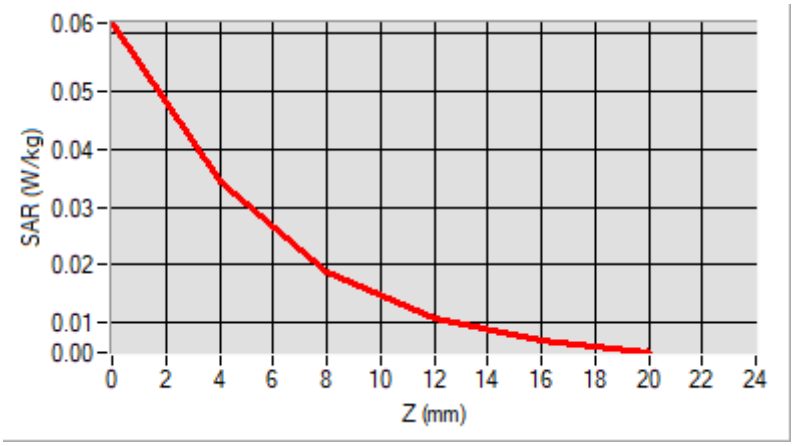

F. 3D Image

3D screen shot	**Hot spot position**
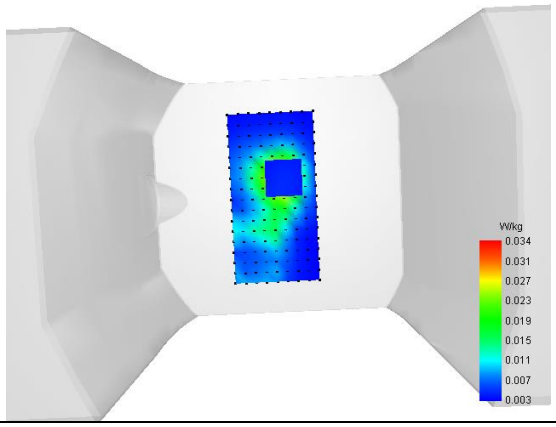	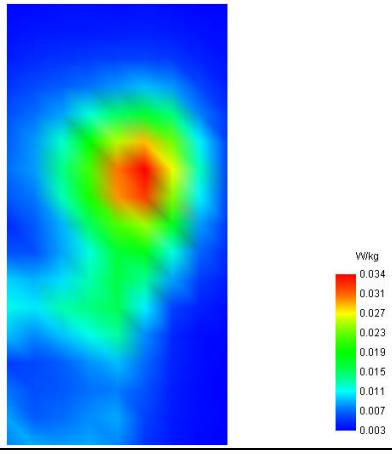

MEASUREMENT 45

Type: Phone measurement (Complete)
Date of measurement: 2024-03-17
Measurement duration: 12 minutes 3 seconds
E-field Probe: SSE2 - SN 18/21 EPGO356; ConvF: 2.22; Calibrated: 2023-07-07

A. Experimental conditions

Area Scan	dx=9mm dy=9mm
Zoom Scan	dx=5mm dy=5mm dz=4mm
Phantom	Flat Plane
Device Position	Front
Band	NR n41_HPUE
Channels	DFT-s OFDM QPSK, 100MHz, 1RB, High
Signal	Duty Cycle 1:1

B. SAR Measurement Results

Frequency (MHz)	2640.000000
Relative Permittivity (real part)	38.872911
Conductivity (S/m)	1.931483
Power Variation (%)	0.359600
Ambient Temperature	22.5
Liquid Temperature	22.5

C. SAR Surface and Volume

SURFACE SAR	VOLUME SAR
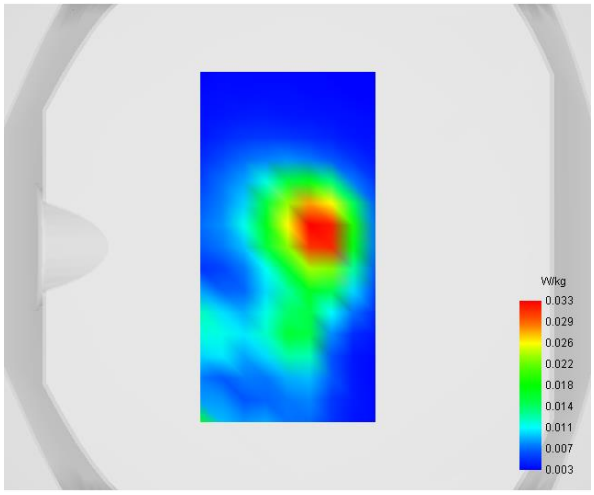	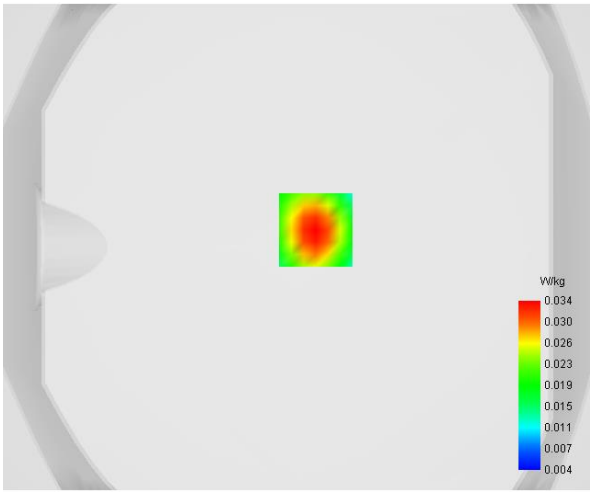

Maximum location: X=8.00, Y=7.00

D. SAR 1g & 10g

SAR 10g (W/Kg)	**0.016723**
SAR 1g (W/Kg)	**0.031753**

E. Z Axis Scan

Z (mm)	**0.00**	**4.00**	**8.00**	**12.00**	**16.00**
SAR (W/Kg)	**0.0608**	**0.0338**	**0.0184**	**0.0105**	**0.0068**

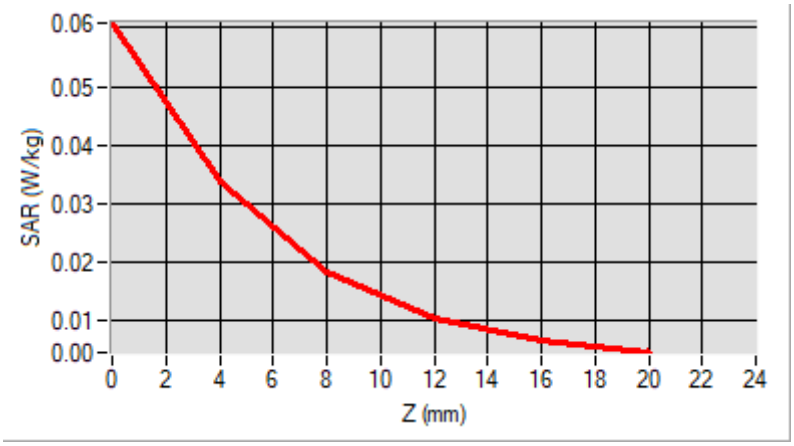

F. 3D Image

3D screen shot	**Hot spot position**
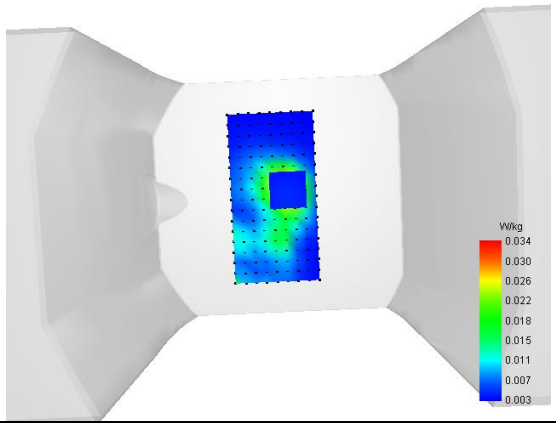	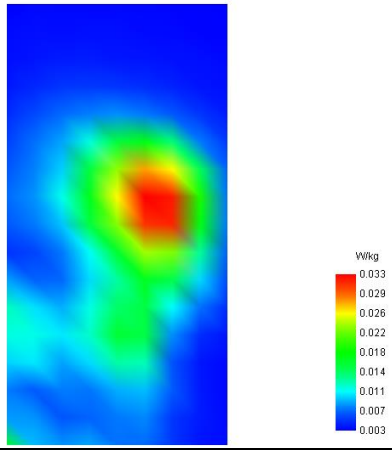

MEASUREMENT 46

Type: Phone measurement (Complete)
Date of measurement: 2024-03-20
Measurement duration: 12 minutes 3 seconds
E-field Probe: SSE2 - SN 18/21 EPGO356; ConvF: 2.07; Calibrated: 2023-07-07

A. Experimental conditions

Area Scan	dx=9mm dy=9mm
Zoom Scan	dx=5mm dy=5mm dz=4mm
Phantom	Flat Plane
Device Position	Front
Band	NR n77/78_3450-3550MHz_HPUE
Channels	DFT-s OFDM QPSK, 100MHz, 1RB, Middle
Signal	Duty Cycle 1:1

B. SAR Measurement Results

Frequency (MHz)	3500.010000
Relative Permittivity (real part)	36.424129
Conductivity (S/m)	3.043701
Power Variation (%)	1.245200
Ambient Temperature	22.9
Liquid Temperature	22.9

C. SAR Surface and Volume

SURFACE SAR	VOLUME SAR
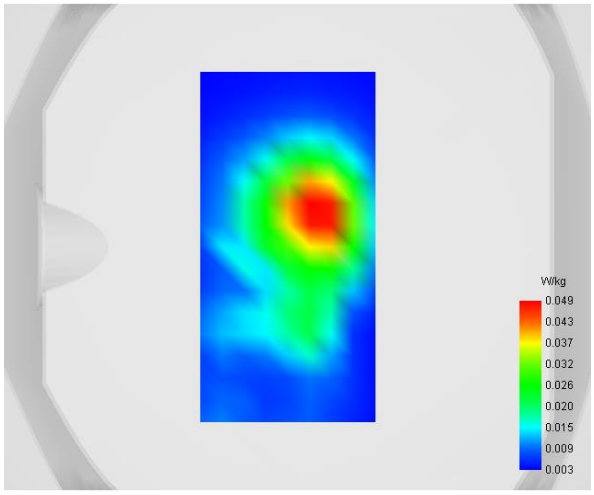	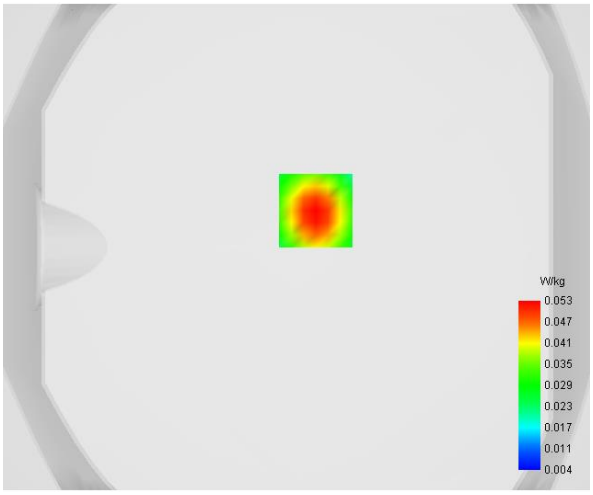

Maximum location: X=8.00, Y=15.00

D. SAR 1g & 10g

SAR 10g (W/Kg)	**0.026039**
SAR 1g (W/Kg)	**0.050087**

E. Z Axis Scan

Z (mm)	**0.00**	**4.00**	**8.00**	**12.00**	**16.00**
SAR (W/Kg)	**0.0966**	**0.0532**	**0.0285**	**0.0157**	**0.0095**

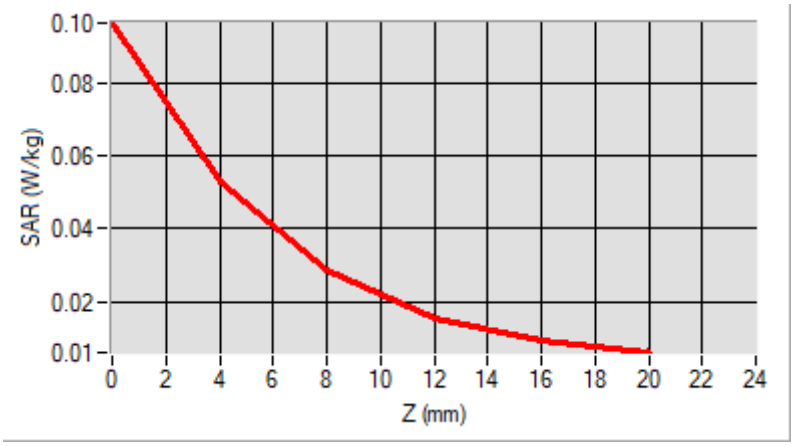

F. 3D Image

3D screen shot	**Hot spot position**
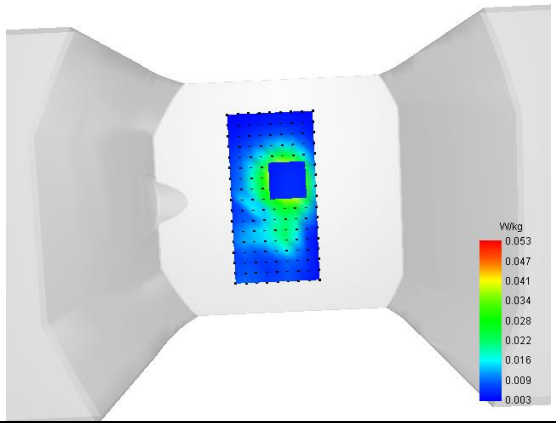	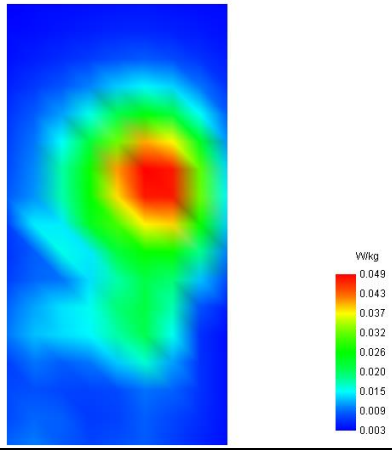

MEASUREMENT 47

Type: Measurement (Complete)
Date of measurement: 2024-03-17
Measurement duration: 12 minutes 3 seconds
E-field Probe: SSE2 - SN 18/21 EPGO356; ConvF: 2.22; Calibrated: 2023-07-07

A. Experimental conditions

Area Scan	dx=9mm dy=9mm
Zoom Scan	dx=5mm dy=5mm dz=4mm
Phantom	Flat Plane
Device Position	Front
Band	n38_UL MIMO_HPUE
Channels	CP OFDM QPSK, 40MHz, 1RB, High
Signal	Duty Cycle 1:1

B. SAR Measurement Results

Frequency (MHz)	2600.000000
Relative Permittivity (real part)	38.873663
Conductivity (S/m)	1.933645
Power Variation (%)	-1.211400
Ambient Temperature	22.5
Liquid Temperature	22.5

C. SAR Surface and Volume

SURFACE SAR	VOLUME SAR
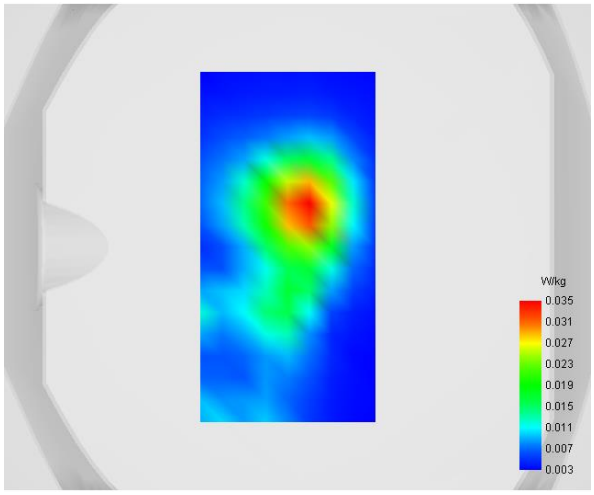	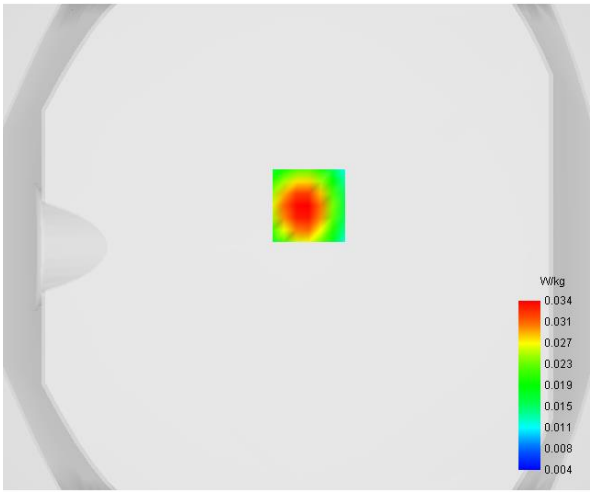

Maximum location: X=5.00, Y=17.00

D. SAR 1g & 10g

SAR 10g (W/Kg)	**0.017091**
SAR 1g (W/Kg)	**0.032778**

E. Z Axis Scan

Z (mm)	**0.00**	**4.00**	**8.00**	**12.00**	**16.00**
SAR (W/Kg)	**0.0624**	**0.0344**	**0.0185**	**0.0104**	**0.0066**

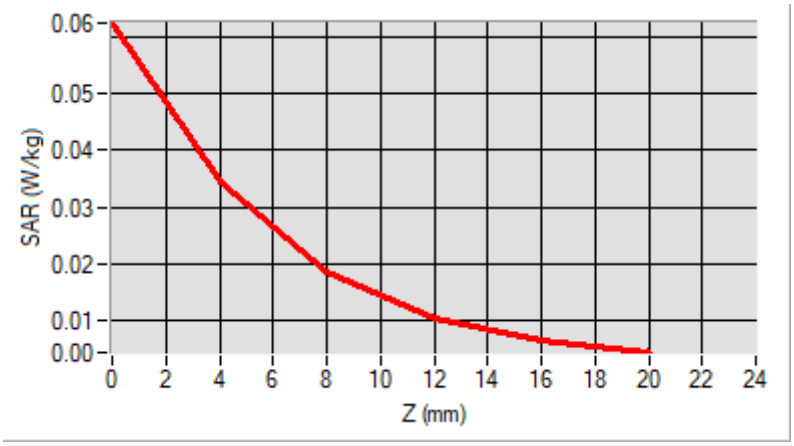

F. 3D Image

3D screen shot	**Hot spot position**
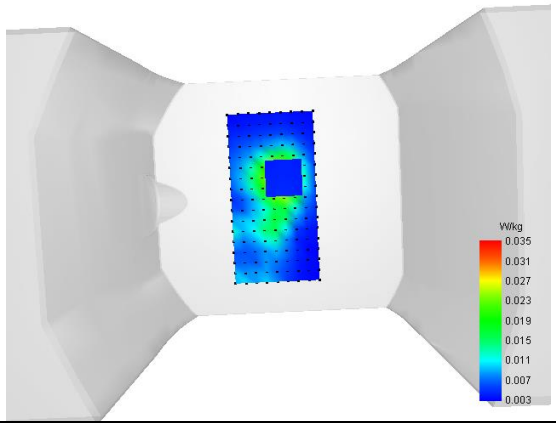	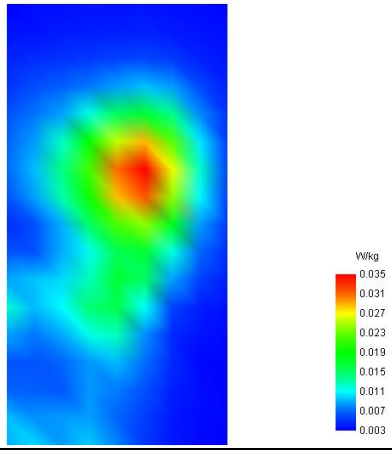

MEASUREMENT 48

Type: Phone measurement (Complete)
Date of measurement: 2024-03-17
Measurement duration: 12 minutes 3 seconds
E-field Probe: SSE2 - SN 18/21 EPGO356; ConvF: 2.22; Calibrated: 2023-07-07

A. Experimental conditions

Area Scan	dx=9mm dy=9mm
Zoom Scan	dx=5mm dy=5mm dz=4mm
Phantom	Flat Plane
Device Position	Front
Band	n41_UL MIMO_HPUE
Channels	CP OFDM QPSK, 100MHz, 1RB, Low
Signal	Duty Cycle 1:1

B. SAR Measurement Results

Frequency (MHz)	2546.010000
Relative Permittivity (real part)	38.874129
Conductivity (S/m)	1.932659
Power Variation (%)	0.852300
Ambient Temperature	22.5
Liquid Temperature	22.5

C. SAR Surface and Volume

SURFACE SAR	VOLUME SAR
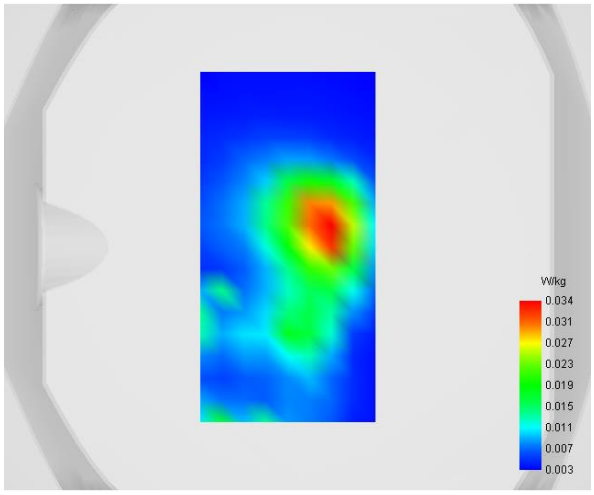	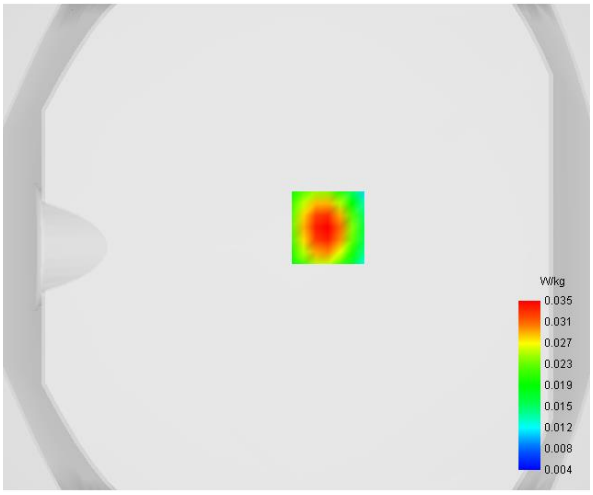

Maximum location: X=13.00, Y=8.00

D. SAR 1g & 10g

SAR 10g (W/Kg)	**0.016982**
SAR 1g (W/Kg)	**0.032597**

E. Z Axis Scan

Z (mm)	**0.00**	**4.00**	**8.00**	**12.00**	**16.00**
SAR (W/Kg)	**0.0635**	**0.0346**	**0.0185**	**0.0104**	**0.0067**

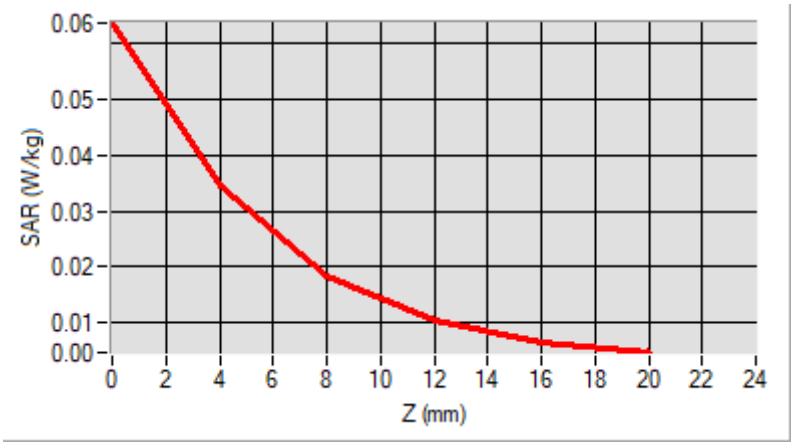

F. 3D Image

3D screen shot	**Hot spot position**
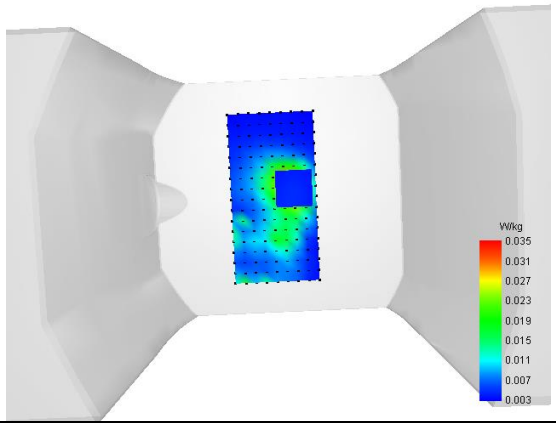	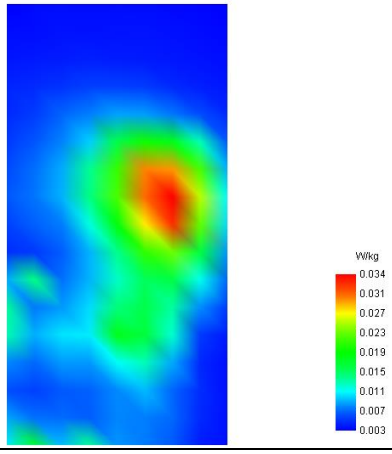

MEASUREMENT 49

Type: Phone measurement (Complete)
Date of measurement: 2024-03-20
Measurement duration: 12 minutes 3 seconds
E-field Probe: SSE2 - SN 18/21 EPGO356; ConvF: 2.07; Calibrated: 2023-07-07

A. Experimental conditions

Area Scan	dx=9mm dy=9mm
Zoom Scan	dx=5mm dy=5mm dz=4mm
Phantom	Flat Plane
Device Position	Front
Band	n77/ n78_UL MIMO_3450-3550MHz_HPUE
Channels	CP OFDM QPSK, 30MHz, 1RB, Low
Signal	Duty Cycle 1:1

B. SAR Measurement Results

Frequency (MHz)	3465.000000
Relative Permittivity (real part)	36.424129
Conductivity (S/m)	3.043701
Power Variation (%)	0.853600
Ambient Temperature	22.9
Liquid Temperature	22.9

C. SAR Surface and Volume

SURFACE SAR	VOLUME SAR
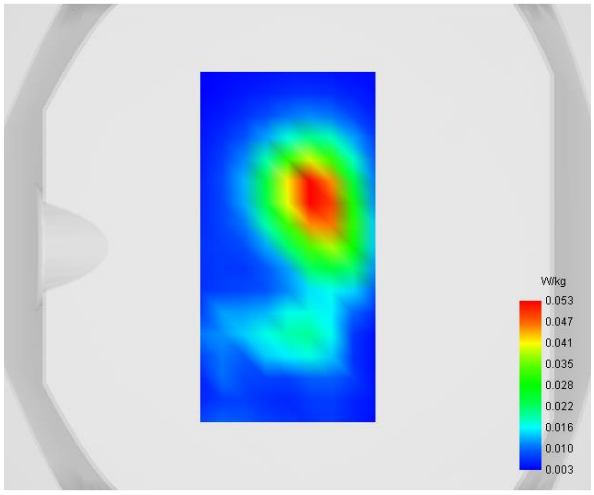	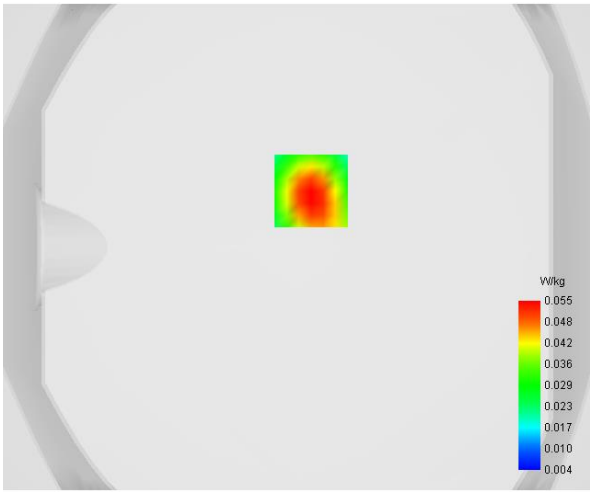

Maximum location: X=6.00, Y=23.00

D. SAR 1g & 10g

SAR 10g (W/Kg)	**0.026605**
SAR 1g (W/Kg)	**0.051643**

E. Z Axis Scan

Z (mm)	**0.00**	**4.00**	**8.00**	**12.00**	**16.00**
SAR (W/Kg)	**0.0977**	**0.0547**	**0.0297**	**0.0165**	**0.0098**

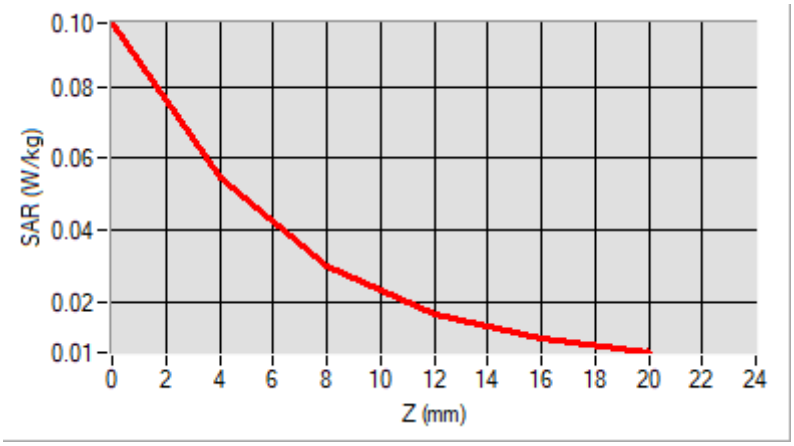

F. 3D Image

3D screen shot	**Hot spot position**
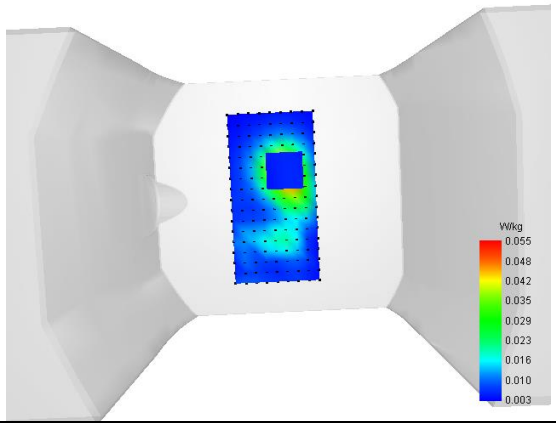	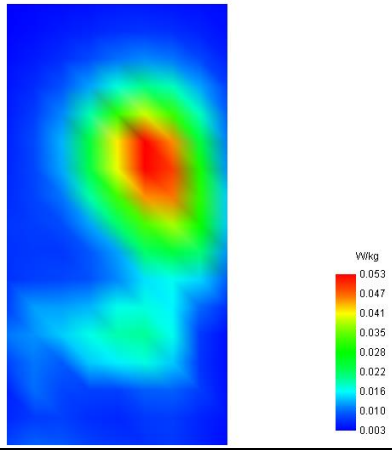

MEASUREMENT 50

Type: Phone measurement (Complete)
Date of measurement: 2024-03-22
Measurement duration: 12 minutes 3 seconds
E-field Probe: SSE2 - SN 18/21 EPGO356; ConvF: 2.37; Calibrated: 2023-07-07

A. Experimental conditions

Area Scan	dx=9mm dy=9mm
Zoom Scan	dx=5mm dy=5mm dz=4mm
Phantom	Flat Plane
Device Position	Front
Band	n77/ n78_UL MIMO_3700-3980MHz_HPUE
Channels	CP OFDM QPSK, 100MHz, 1RB, High
Signal	Duty Cycle 1:1

B. SAR Measurement Results

Frequency (MHz)	3930.000000
Relative Permittivity (real part)	34.272541
Conductivity (S/m)	3.653747
Power Variation (%)	1.515600
Ambient Temperature	22.9
Liquid Temperature	22.9

C. SAR Surface and Volume

SURFACE SAR	VOLUME SAR
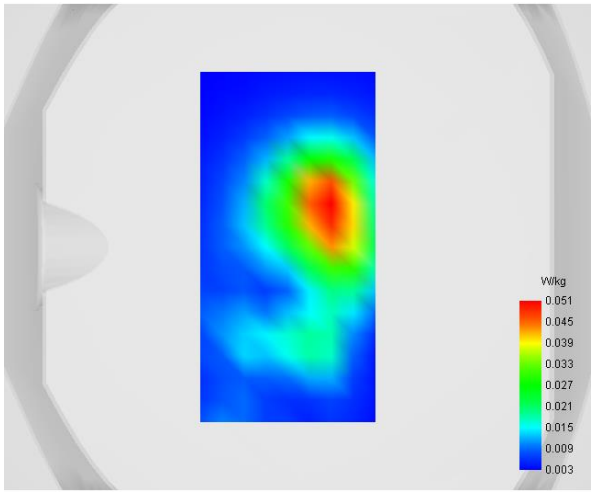	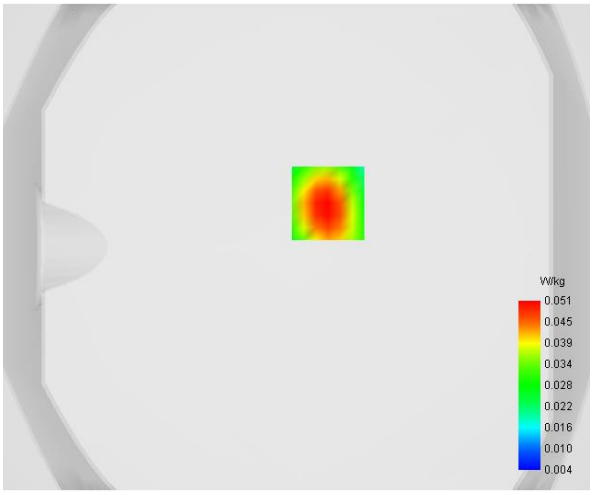

Maximum location: X=13.00, Y=18.00

D. SAR 1g & 10g

SAR 10g (W/Kg)	**0.025280**
SAR 1g (W/Kg)	**0.045194**

E. Z Axis Scan

Z (mm)	**0.00**	**4.00**	**8.00**	**12.00**	**16.00**
SAR (W/Kg)	**0.0903**	**0.0511**	**0.0282**	**0.0159**	**0.0096**

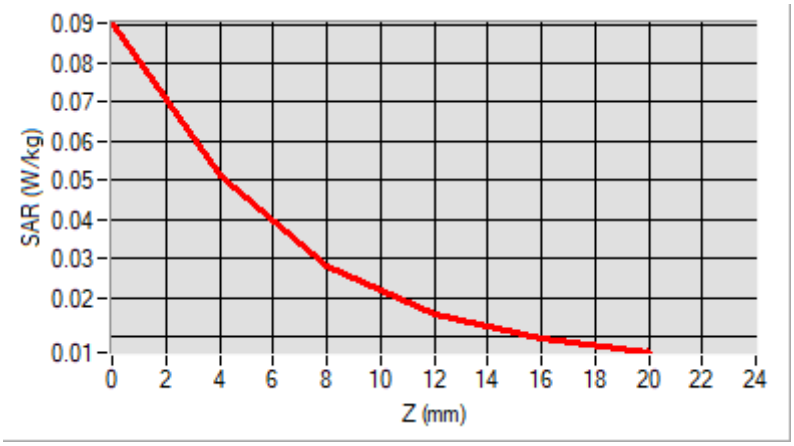

F. 3D Image

3D screen shot	**Hot spot position**
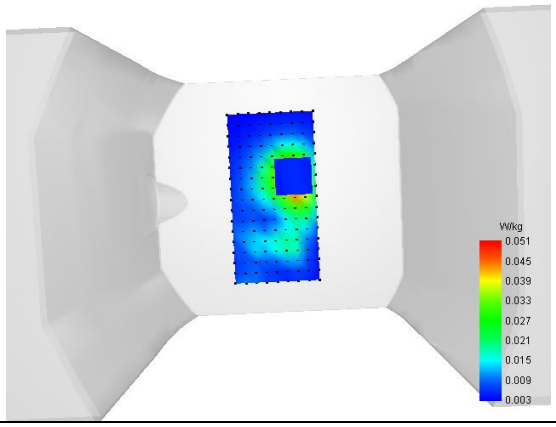	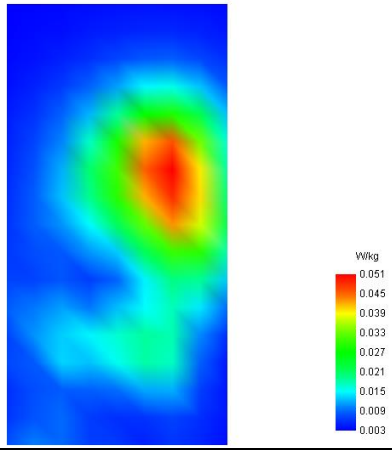

MEASUREMENT 51

Type: Phone measurement (Complete)
Date of measurement: 2024-03-08
Measurement duration: 12 minutes 3 seconds
E-field Probe: SSE2 - SN 18/21 EPGO356; ConvF: 2.11; Calibrated: 2023-07-07

A. Experimental conditions

Area Scan	dx=9mm dy=9mm
Zoom Scan	dx=5mm dy=5mm dz=4mm
Phantom	Flat Plane
Device Position	Front
Band	5G NR_EN-DC n2A
Channels	DFT-s-OFDM QPSK, 20MHz, 1RB, High
Signal	Duty Cycle 1:1

B. SAR Measurement Results

Frequency (MHz)	1905.000000
Relative Permittivity (real part)	39.541475
Conductivity (S/m)	1.371249
Power Variation (%)	3.115600
Ambient Temperature	22.8
Liquid Temperature	22.8

C. SAR Surface and Volume
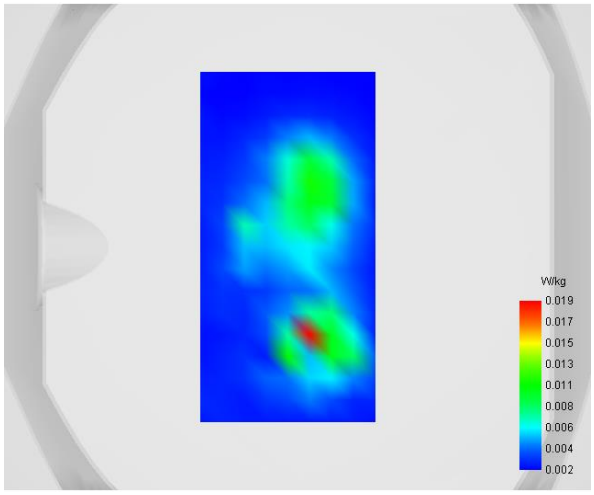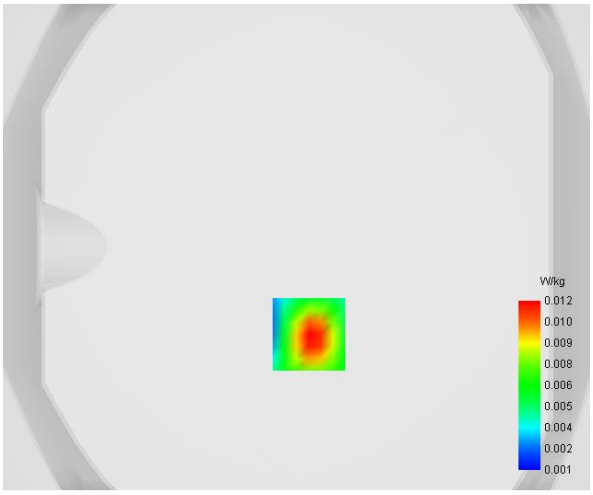
SURFACE SAR	VOLUME SAR