LTE Band 5 Spectrum Plot_3M

QPSK-20415

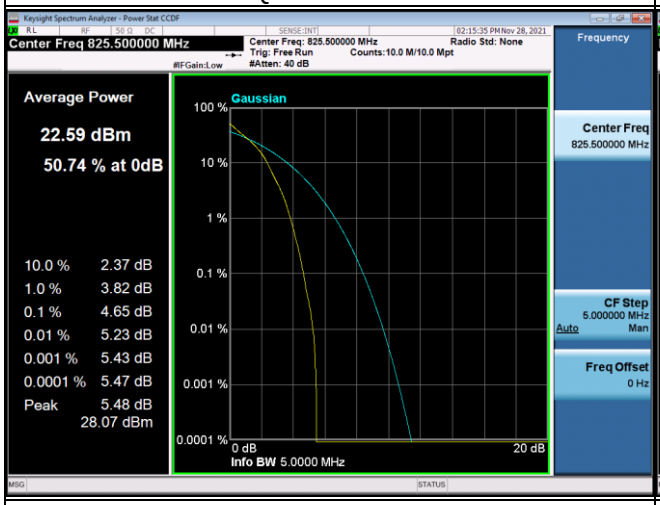

QPSK-20525

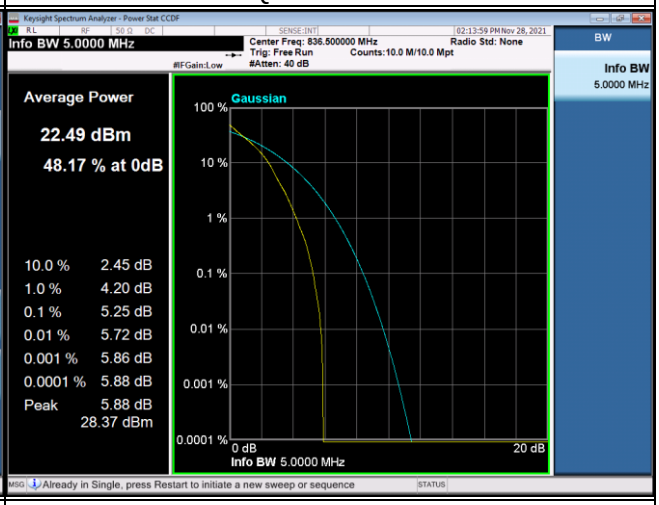

QPSK-20635

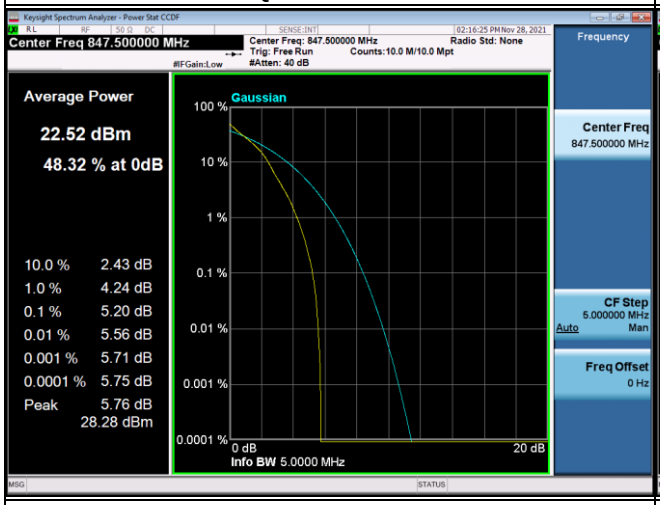

16QAM-20415

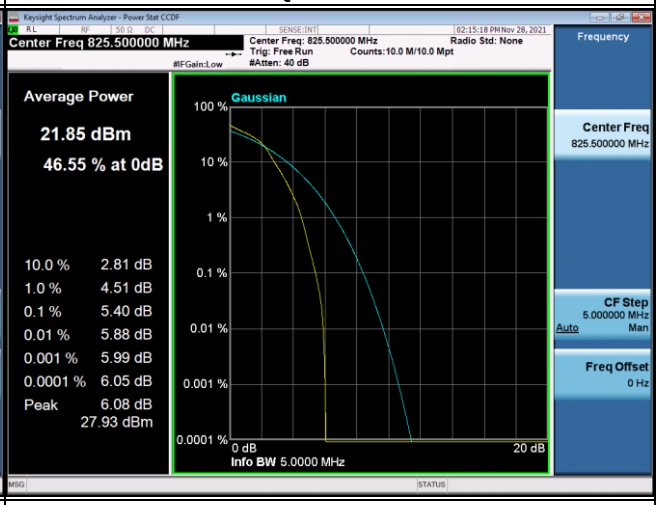

16QAM-20525

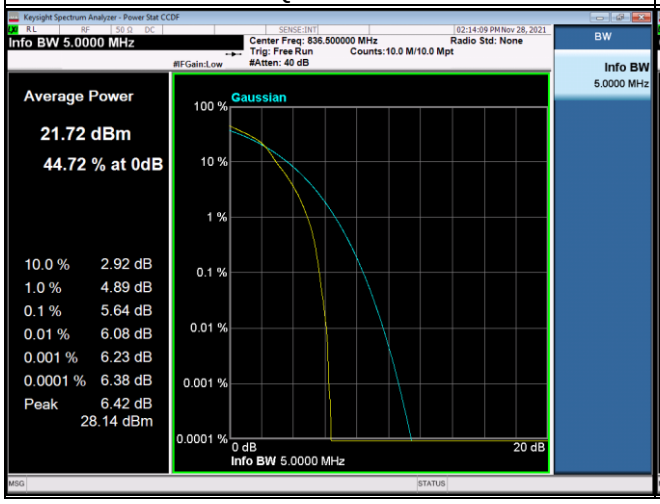

16QAM-20635

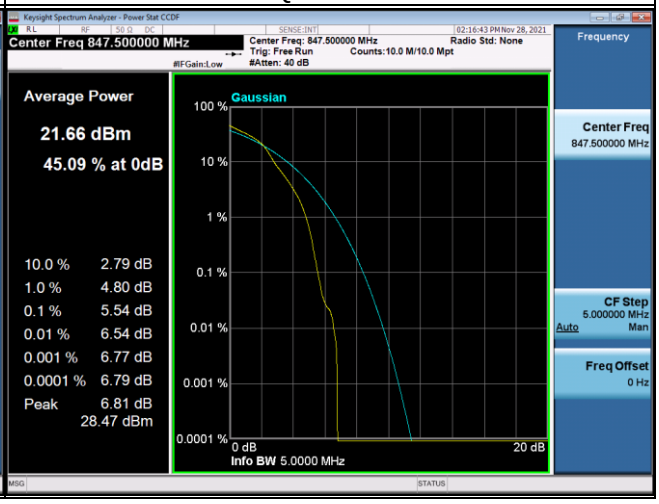

LTE Band 5 Spectrum Plot_5M

QPSK-20425

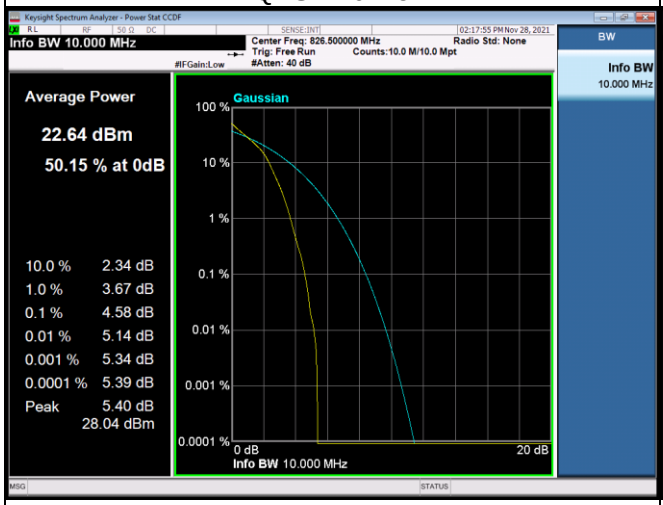

QPSK-20525

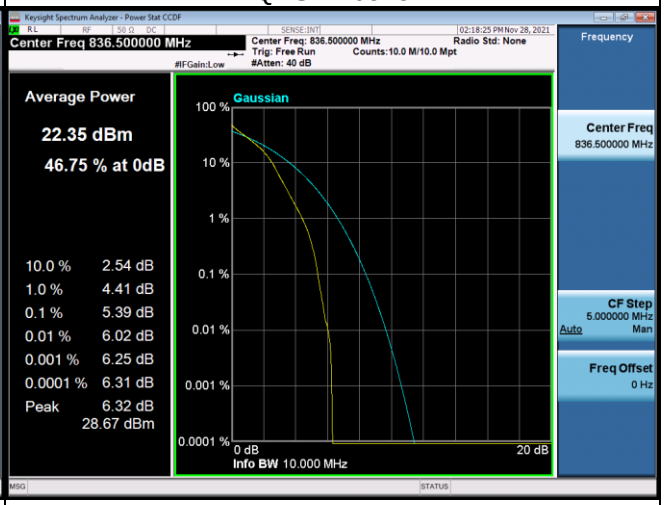

QPSK-20625

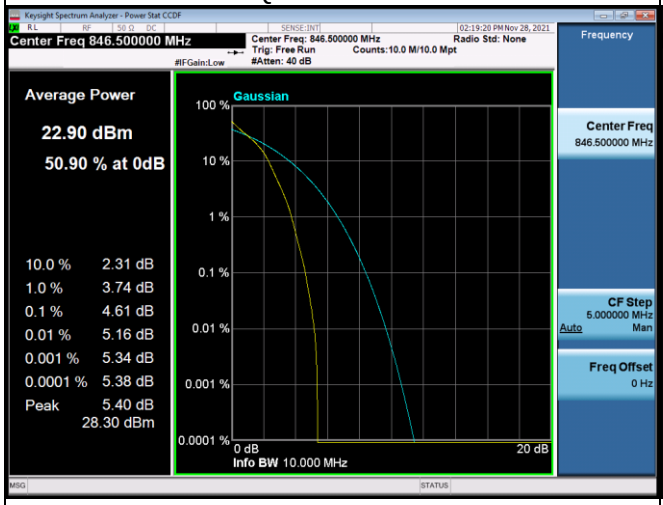

16QAM-20425

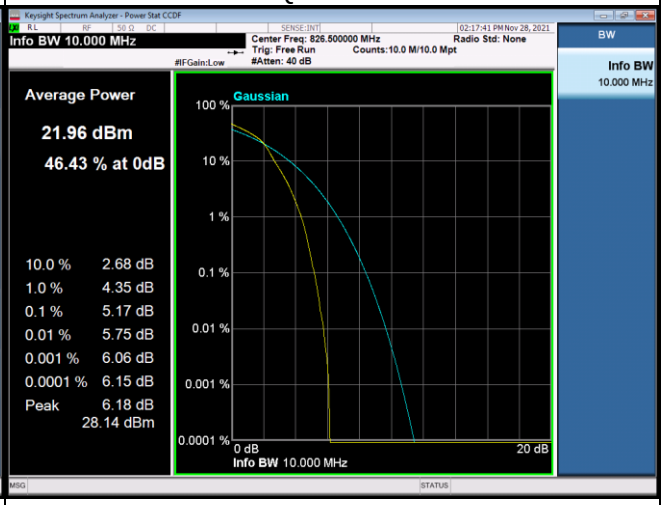

16QAM-20525

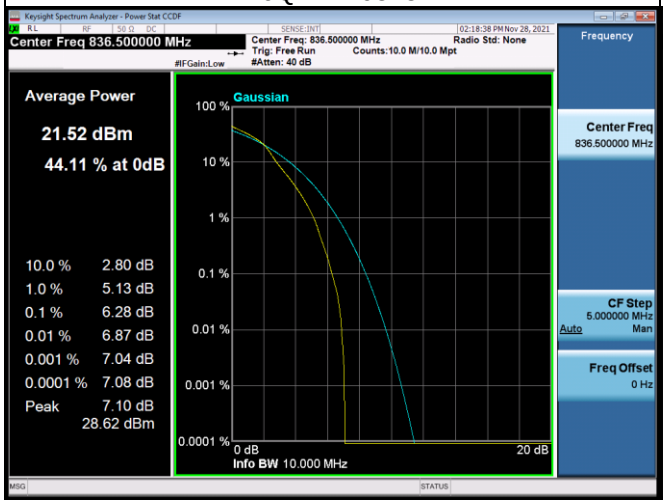

16QAM-20625

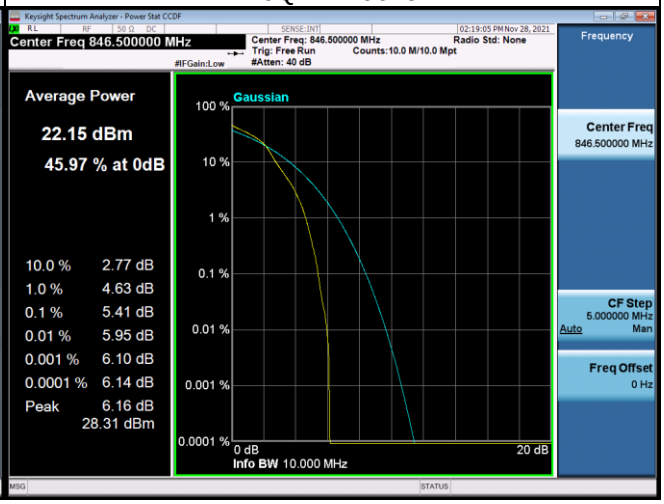

LTE Band 5 Spectrum Plot_10M

QPSK-20450

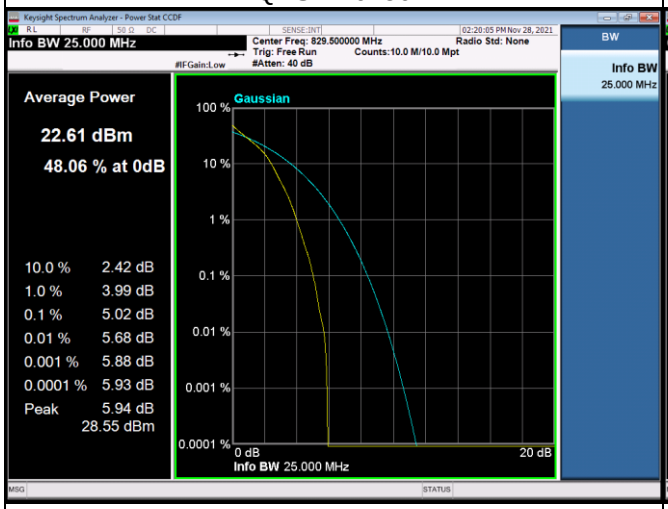

QPSK-20525

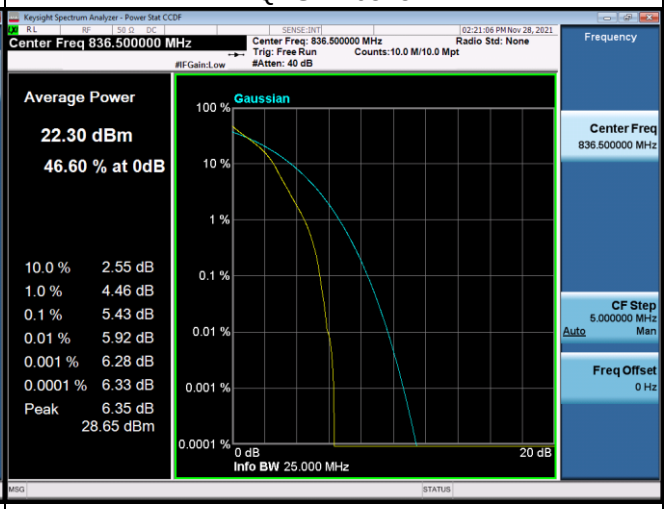

QPSK-20600

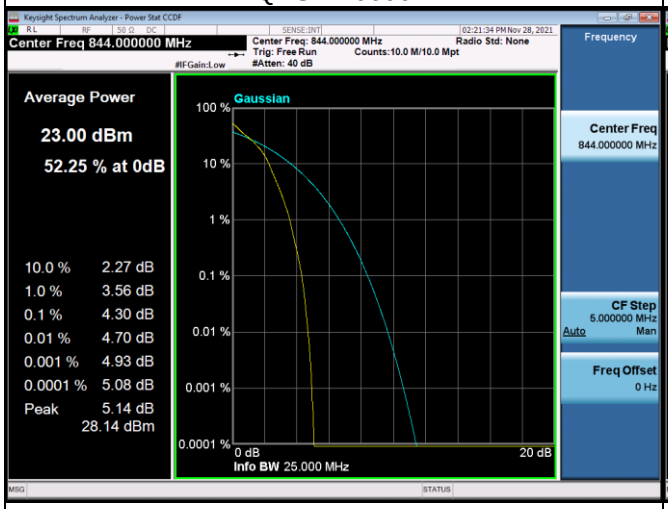

16QAM-20450

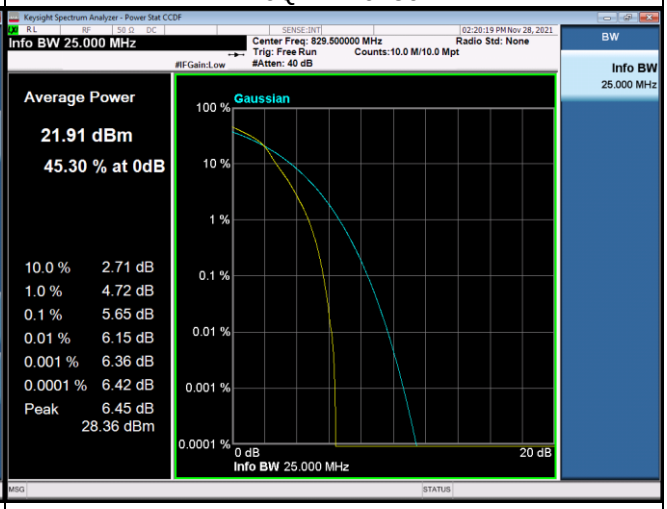

16QAM-20525

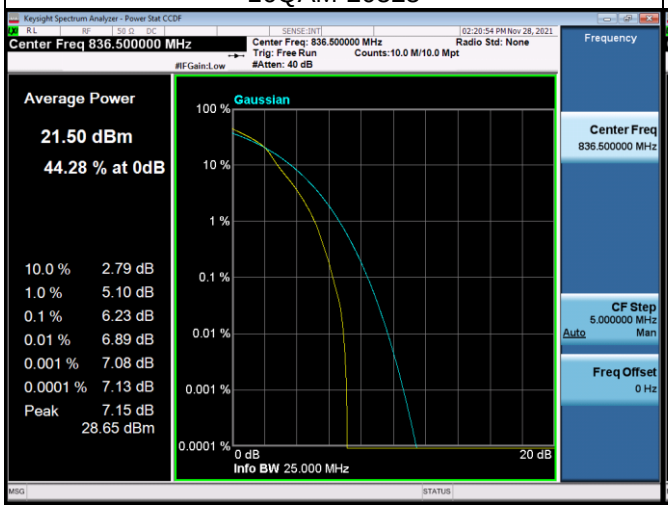

16QAM-20600

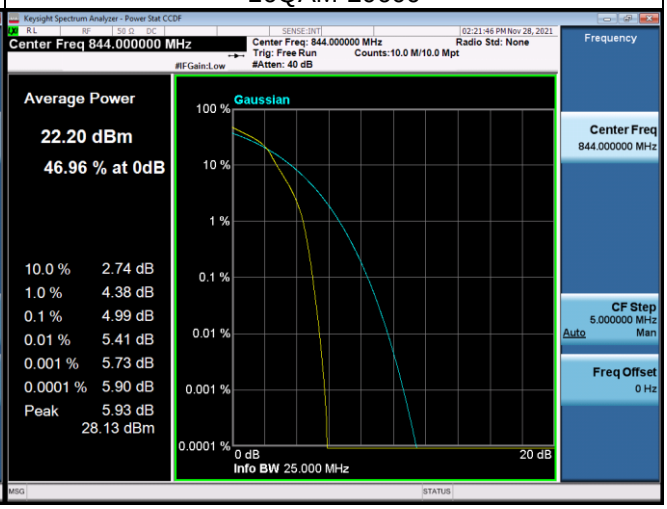

APPENDIX I - FREQUENCY STABILITY

Test Mode:	GSM850_CH190

Temperature vs. Frequency Stabiility

Temperature(°C)	Frequency Error (Hz)	Frequency Error (ppm)	Limit(ppm)
-20	-4.69	-0.005606024	±2.5
-10	-2.73	-0.003263208	
0	5.27	0.006299307	
10	4.95	0.005916806	
20	-3.04	-0.003633756	
30	4.62	0.005522352	
40	3.27	0.003908678	
50	2.15	0.002569926	
Max. Deviation (ppm)	5.27	0.006299307	

Voltage vs. Frequency Stability

Voltage(Volts)	Frequency Error (Hz)	Frequency Error (ppm)	Limit(ppm)
4.5	-7.60	-0.009084389	±2.5
3.8	-5.43	-0.006490557	
3.4	-5.87	-0.007016495	
Max. Deviation (ppm)	7.60	-0.006490557	

Test Mode:	WCDMA Band V_CH4407

Temperature vs. Frequency Stabiility

Temperature(°C)	Frequency Error (Hz)	Frequency Error (ppm)	Limit(ppm)
-20	-4.83	0.005774749	±2.5
-10	-4.25	0.005081301	
0	-2.71	0.003240077	
10	5.67	0.006779053	
20	4.33	0.005176949	
30	-3.65	0.004363941	
40	-4.05	0.004842181	
50	-4.46	0.005332377	
Max. Deviation (ppm)	5.67	0.006779053	

Voltage vs. Frequency Stability

Voltage(Volts)	Frequency Error (Hz)	Frequency Error (ppm)	Limit(ppm)
4.5	-8.56	0.010234338	±2.5
3.8	-7.42	0.008871353	
3.4	-7.18	0.008584409	
Max. Deviation (ppm)	8.56	0.010234338	

Test Mode:	LTE Band 5_CH20525_1.4M

Temperature vs. Frequency Stabiility

Temperature(°C)	Frequency Error (Hz)	Frequency Error (ppm)	Limit(ppm)
-20	-4.33	-0.005181924	±2.5
-10	2.74	0.003279735	
0	1.54	0.001838565	
10	-3.30	-0.003946842	
20	-1.24	-0.001485057	
30	-1.44	-0.001719467	
40	-3.71	-0.004435742	
50	4.10	0.004896058	
Max. Deviation (ppm)	-4.33	-0.005181924	

Voltage vs. Frequency Stability

Voltage(Volts)	Frequency Error (Hz)	Frequency Error (ppm)	Limit(ppm)
4.5	6.08	0.007266283	±2.5
3.8	-5.04	-0.006022534	
3.4	1.90	0.002272747	
Max. Deviation (ppm)	6.08	0.007266283	

Test Mode:	LTE Band 5_CH20525_3M

Temperature vs. Frequency Stabiility

Temperature(°C)	Frequency Error (Hz)	Frequency Error (ppm)	Limit(ppm)
-20	3.33	0.003984112	±2.5
-10	1.26	0.001512136	
0	3.23	0.003862377	
10	-5.20	-0.006221706	
20	2.77	0.00331317	
30	3.33	0.00397734	
40	-1.57	-0.001881274	
50	5.27	0.006302306	
Max. Deviation (ppm)	5.27	0.006302306	

Voltage vs. Frequency Stability

Voltage(Volts)	Frequency Error (Hz)	Frequency Error (ppm)	Limit(ppm)
4.5	-3.60	-0.00430806	±2.5
3.8	2.03	0.002428898	
3.4	-1.51	-0.001804824	
Max. Deviation (ppm)	-3.60	-0.00430806	

Test Mode:	LTE Band 5_CH20525_5M

Temperature vs. Frequency Stabiility

Temperature(°C)	Frequency Error (Hz)	Frequency Error (ppm)	Limit(ppm)
-20	-6.47	-0.007737344	±2.5
-10	2.16	0.002587005	
0	-4.14	-0.004951759	
10	3.97	0.0047518	
20	-4.07	-0.004860426	
30	-5.34	-0.006377793	
40	4.19	0.005008667	
50	2.75	0.003283336	
Max. Deviation (ppm)	-6.47	-0.007737344	

Voltage vs. Frequency Stability

Voltage(Volts)	Frequency Error (Hz)	Frequency Error (ppm)	Limit(ppm)
4.5	-5.33	-0.006368903	±2.5
3.8	-4.77	-0.00569723	
3.4	-4.74	-0.005670529	
Max. Deviation (ppm)	-5.33	-0.006368903	

Test Mode:	LTE Band 5_CH20525_10M

Temperature vs. Frequency Stabiility

Temperature(°C)	Frequency Error (Hz)	Frequency Error (ppm)	Limit(ppm)
-20	2.75	0.003285022	±2.5
-10	-4.70	-0.005617441	
0	-3.95	-0.00472478	
10	-2.76	-0.003305024	
20	4.56	0.005454262	
30	-1.61	-0.001922897	
40	-3.74	-0.004468128	
50	-4.00	-0.004781048	
Max. Deviation (ppm)	-4.70	-0.005617441	

Voltage vs. Frequency Stability

Voltage(Volts)	Frequency Error (Hz)	Frequency Error (ppm)	Limit(ppm)
4.5	2.73	0.003259905	±2.5
3.8	5.54	0.006628086	
3.4	-3.84	-0.004584999	
Max. Deviation (ppm)	5.54	0.006628086	

End of Test Report