Appendix A: Duty cycle Test Result

Test Mode	Antenna	Channel	Transmission Duration [ms]	Transmission Period [ms]	Duty Cycle [%]
BLE	Ant1	2402	50.00	50.00	100.00
		2440	50.00	50.00	100.00
		2480	50.00	50.00	100.00

Test Graphs

BLE_Ant1_2402

BLE_Ant1_2440

BLE_Ant1_2480

Appendix B: 6dB bandwidth Test Result

Test Mode	Antenna	Channel	DTS BW [MHz]	FL[MHz]	FH[MHz]	Limit[MHz]	Verdict
BLE	Ant1	2402	0.736	2401.628	2402.364	0.5	PASS
		2440	0.720	2439.636	2440.356	0.5	PASS
		2480	0.752	2479.620	2480.372	0.5	PASS

Test Graphs

BLE_Ant1_2402

BLE_Ant1_2440

BLE_Ant1_2480

Appendix C: 99% bandwidth Test Result

Test Mode	Antenna	Channel	99% BW [MHz]	Limit[MHz]	Verdict
BLE	Ant1	2402	1.0572	/	PASS
		2440	1.0512	/	PASS
		2480	1.0645	/	PASS

Test Graphs

BLE_Ant1_2402

BLE_Ant1_2440

BLE_Ant1_2480
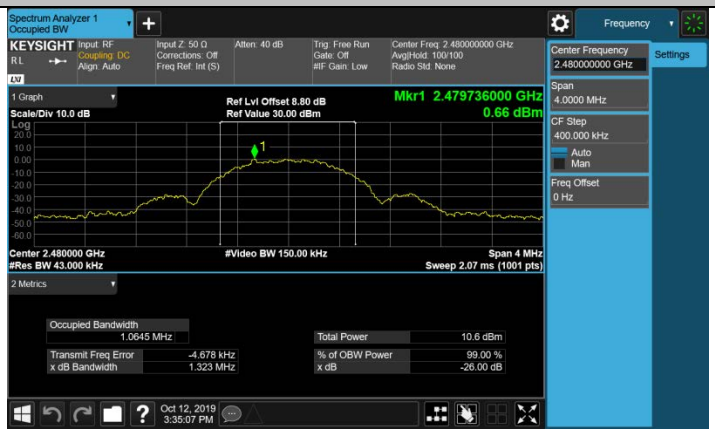

Appendix D: Conducted output power and E.I.R.P for DTS Test Result

Test Mode	Antenna	Channel	Conducted Result [dBm]	E.I.R.P	Conducted Limit [dBm]	E.I.R.P Limit [dBm]	Verdict
BLE	Ant1	2402	3.16	3.16	<=30	<=36	PASS
		2440	3.36	3.36	<=30	<=36	PASS
		2480	3.53	3.53	<=30	<=36	PASS

Test Graphs

BLE_Ant1_2402

BLE_Ant1_2440

BLE_Ant1_2480

Appendix E: Power spectral density Test Result

Test Mode	Antenna	Channel	Result[dBm/3-100kHz]	Limit[dBm/3kHz]	Verdict
BLE	Ant1	2402	-3.29	<=8	PASS
		2440	-4.14	<=8	PASS
		2480	-3.12	<=8	PASS

Test Graphs

BLE_Ant1_2402

BLE_Ant1_2440

BLE_Ant1_2480

Appendix F: Band edge Test Result

Test Mode	Antenna	Ch Name	Channel	RefLevel [dBm]	Result[dBm]	Limit [dBm]	Verdict
BLE	Ant1	Low	2402	2.77	-46.48	<=-17.23	PASS
		High	2480	3.12	-49.67	<=-16.88	PASS

Test Graphs

BLE_Ant1_Low_2402

BLE_Ant1_High_2480

Appendix G: Emissions in Restricted Bands Test Result

Test Mode	Antenna	ChName	Channel	Detector	Freq. [MHz]	Result [dBm]	Limit [dBm]	Verdict
BLE	Ant1	Low	2402	AV	2310.000	-49.44	<=-41.20	PASS
				AV	2390.000	-48.9	<=-41.20	PASS
				Peak	2310.000	-45.54	<=-21.20	PASS
				Peak	2390.000	-43.84	<=-21.20	PASS
		High	2480	AV	2483.500	-46.81	<=-41.20	PASS
				AV	2500.000	-48.88	<=-41.20	PASS
				Peak	2483.500	-41.24	<=-21.20	PASS
				Peak	2500.000	-44.87	<=-21.20	PASS

Test Graphs

BLE_Ant1_Low_2402_AV

BLE_Ant1_Low_2402_Peak

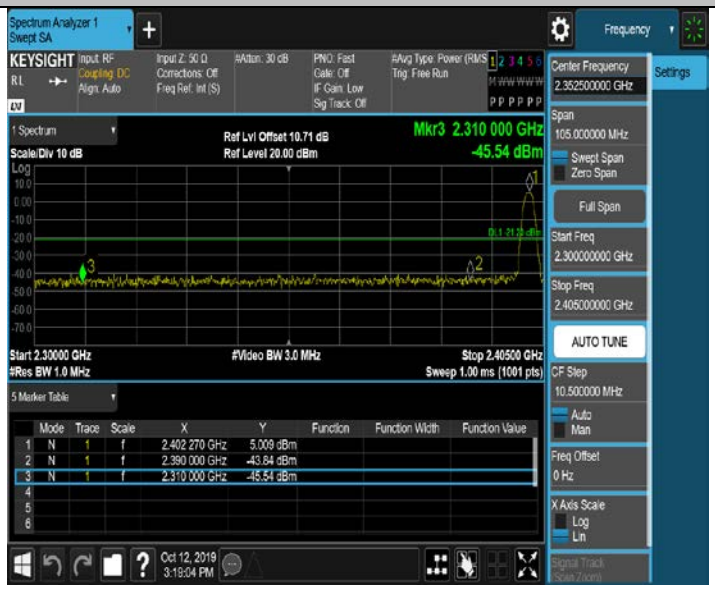

BLE_Ant1_High_2480_AV

BLE_Ant1_High_2480_Peak
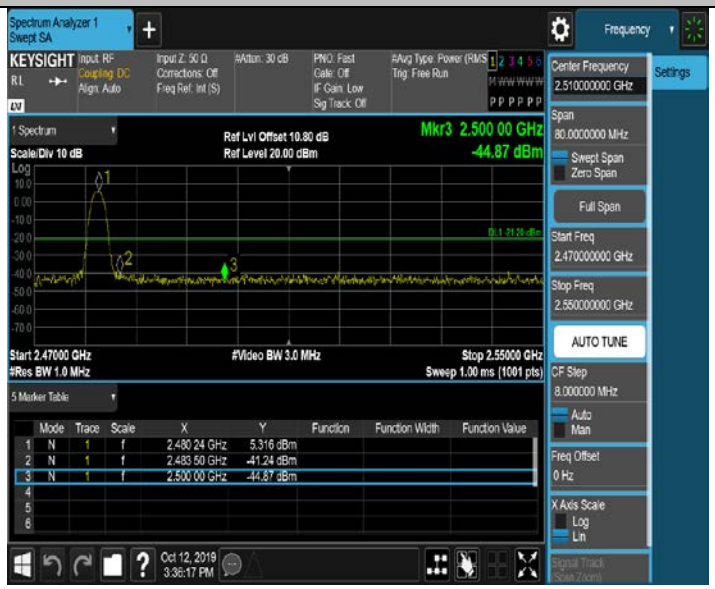

Appendix H: Spurious RF conducted emissions Test Result

Test Mode	Antenna	Channel	FreqRange [MHz]	RefLevel [dBm]	Result[dBm]	Limit[dBm]	Verdict
BLE	Ant1	2402	Reference	2.40	2.40	---	PASS
			30~1000	30~1000	-60.016	<=-17.601	PASS
			1000~26500	1000~26500	-36.284	<=-17.601	PASS
		2440	Reference	2.37	2.37	---	PASS
			30~1000	30~1000	-59.837	<=-17.635	PASS
			1000~26500	1000~26500	-38.326	<=-17.635	PASS
		2480	Reference	2.85	2.85	---	PASS
			30~1000	30~1000	-61.091	<=-17.146	PASS
			1000~26500	1000~26500	-41.346	<=-17.146	PASS

Test Graphs

BLE_Ant1_2402_0~Reference

BLE_Ant1_2402_30~1000

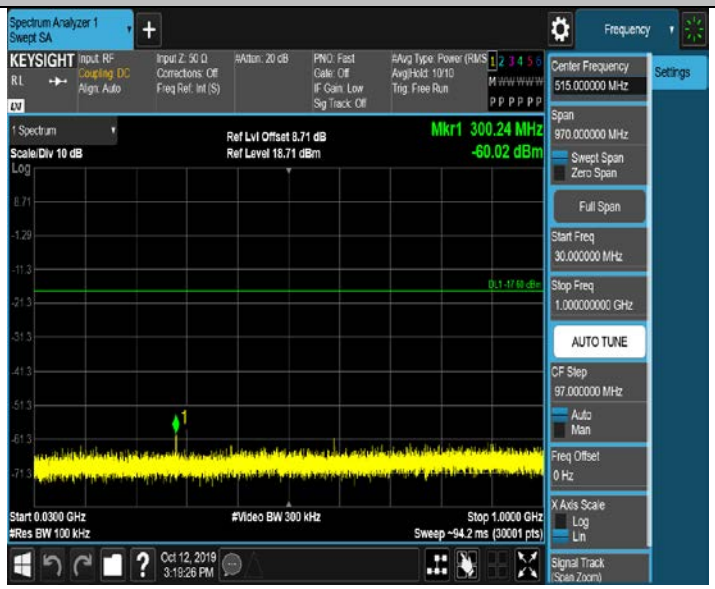

BLE_Ant1_2402_1000~26500

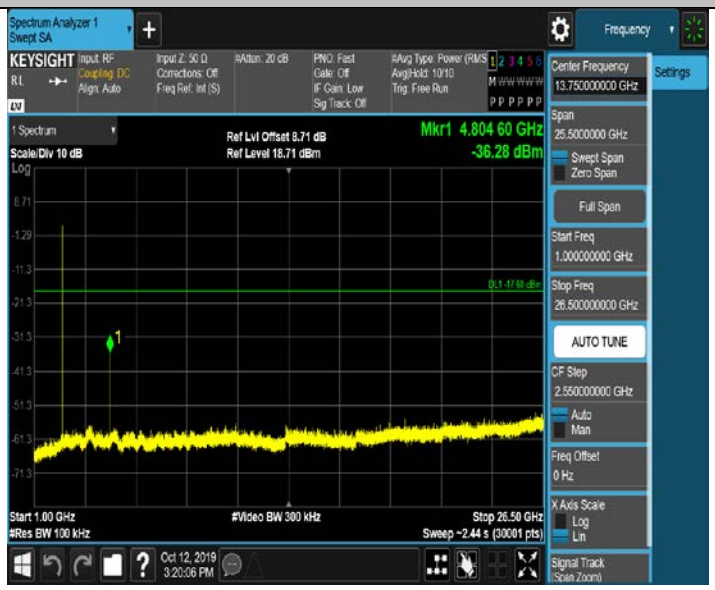

BLE_Ant1_2440_0~Reference

BLE_Ant1_2440_30~1000

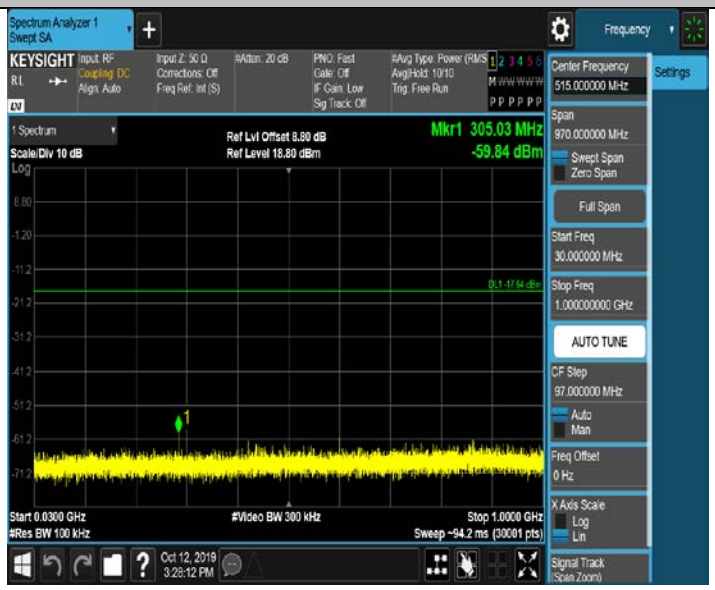

BLE_Ant1_2440_1000~26500

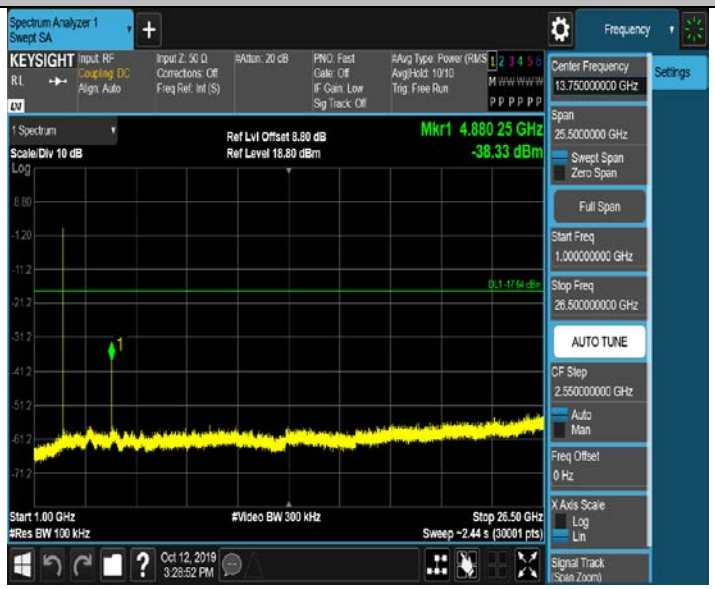

BLE_Ant1_2480_0~Reference

BLE_Ant1_2480_30~1000

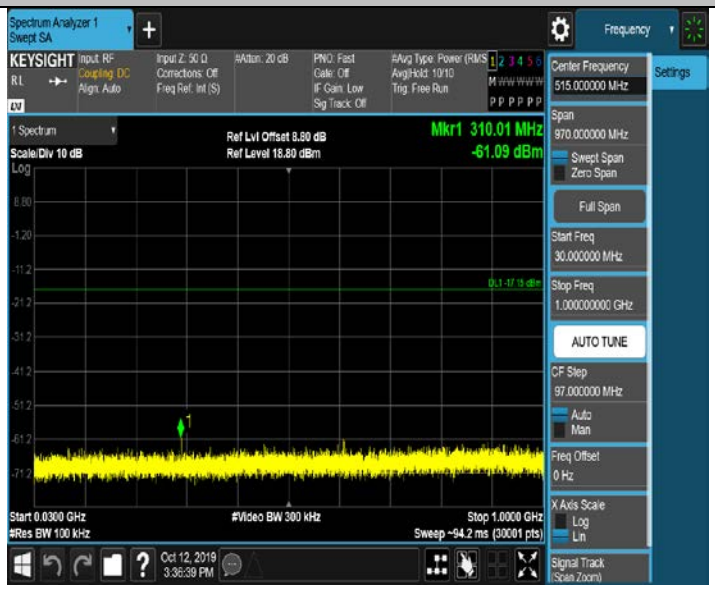

BLE_Ant1_2480_1000~26500

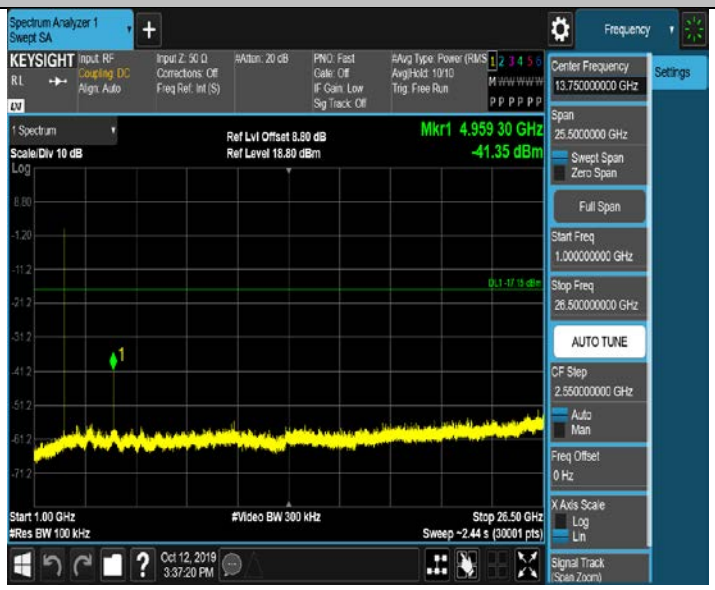

Appendix I: Frequency stability Test Result

Test Mode	Antenna	Channel [MHz]	Test Frequency [MHz]	Limit [%]	Verdict
BLE	Ant1	2402	2401.980	±80% of Permitted operating frequency	PASS
		2440	2440.232		PASS
		2480	2480.260		PASS

Test Graphs

BLE_Ant1_2402

BLE_Ant1_2440

BLE_Ant1_2480