11N20SISO_Ant1_2412

11N20SISO_Ant1_2437

11N20SISO_Ant1_2462

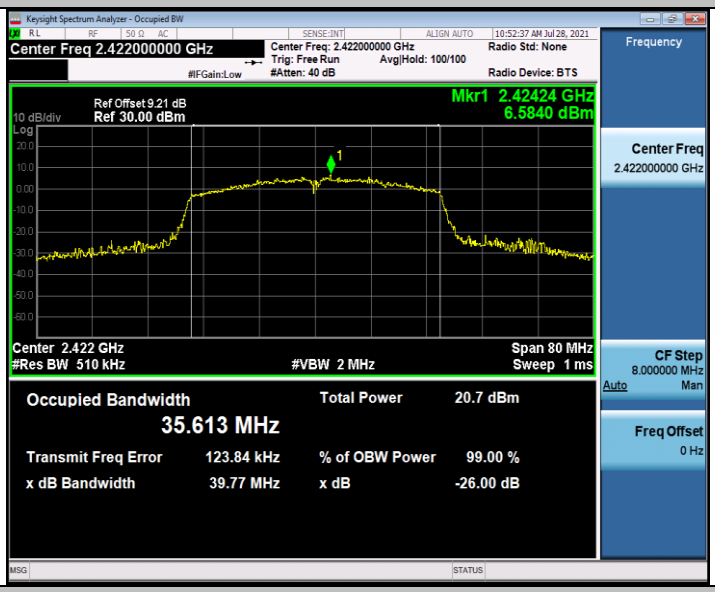

11N40SISO_Ant1_2422

11N40SISO_Ant1_2437

11N40SISO_Ant1_2452

Appendix C: Maximum conducted output power & E.I.R.P.

Test Result

TestMode	Antenna	Channel	Duty Cycle [%]	Duty Cycle Factor(dB)	Result[dBm]	Limit[dBm]	Antenna Gain(dBi)	EIRP [dBm]	EIRP Limit[dBm]	Verdict
11B	Ant1	2412	99.76	0.01	15.62	<=30	2.5	18.12	36.02	PASS
		2437	99.76	0.01	16.32	<=30	2.5	18.82	36.02	PASS
		2462	99.76	0.01	15.90	<=30	2.5	18.4	36.02	PASS
11G	Ant1	2412	99.29	0.03	14.90	<=30	2.5	17.4	36.02	PASS
		2437	98.58	0.06	16.12	<=30	2.5	18.62	36.02	PASS
		2462	99.29	0.03	15.74	<=30	2.5	18.24	36.02	PASS
11N20SISO	Ant1	2412	99.24	0.03	14.08	<=30	2.5	16.58	36.02	PASS
		2437	99.24	0.03	14.94	<=30	2.5	17.44	36.02	PASS
		2462	99.24	0.03	14.50	<=30	2.5	17	36.02	PASS
11N40SISO	Ant1	2422	98.48	0.07	14.56	<=30	2.5	17.06	36.02	PASS
		2437	96.97	0.13	14.91	<=30	2.5	17.41	36.02	PASS
		2452	98.48	0.07	15.00	<=30	2.5	17.5	36.02	PASS

Test Graphs

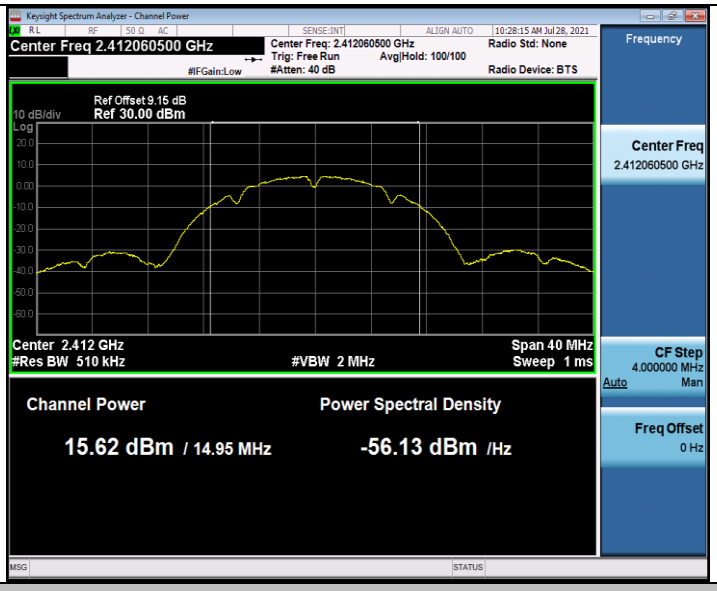

11B_Ant1_2412

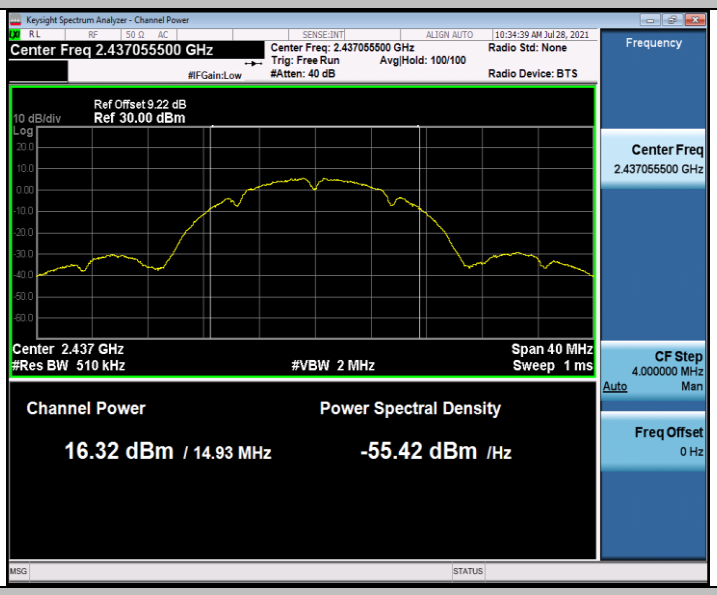

11B_Ant1_2437

11B_Ant1_2462

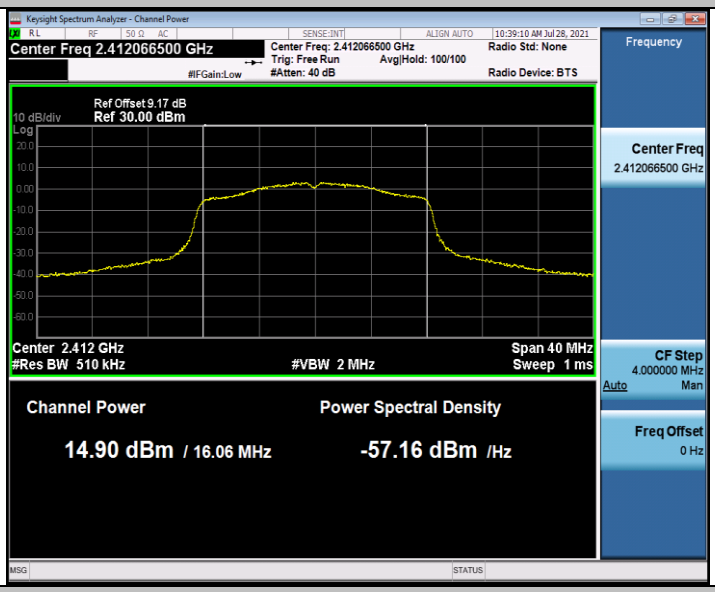

11G_Ant1_2412

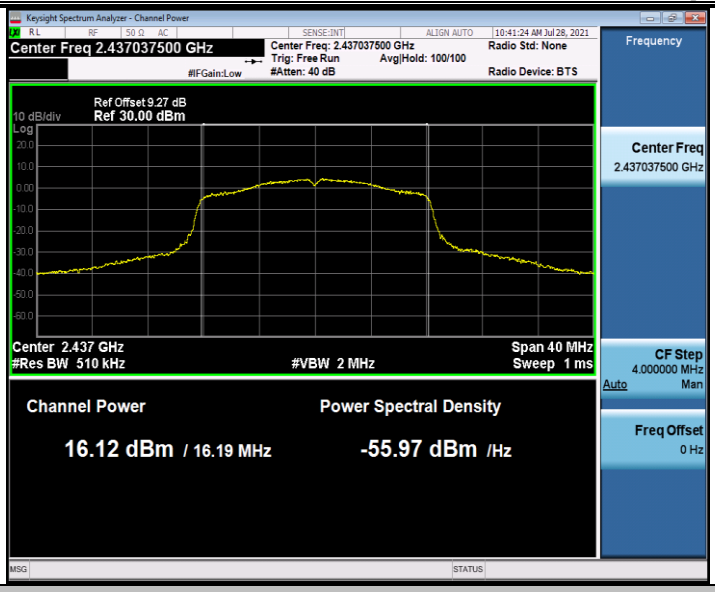

11G_Ant1_2437

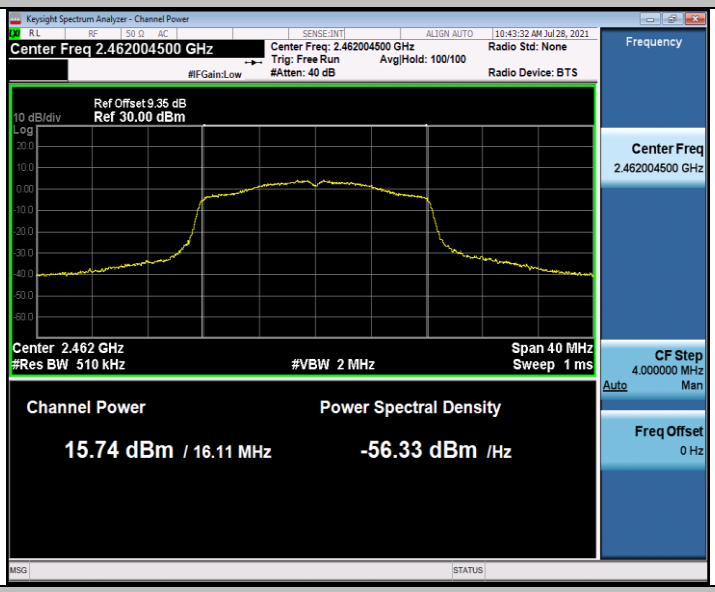

11G_Ant1_2462

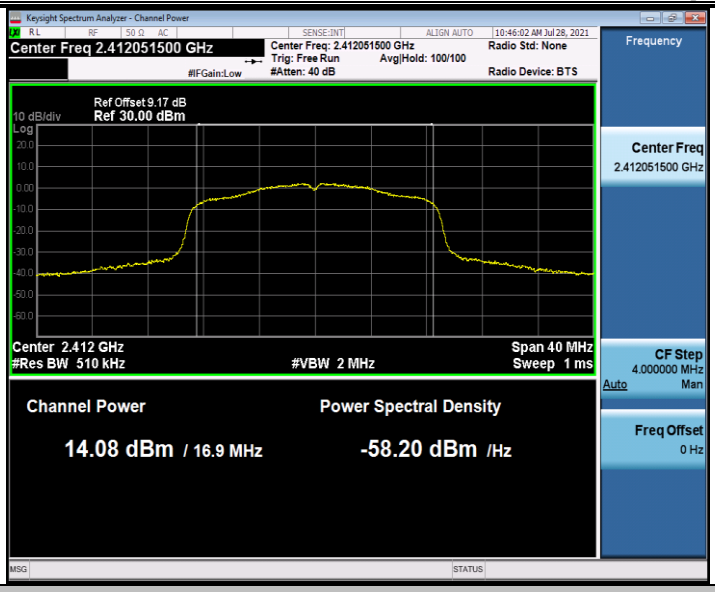

11N20SISO_Ant1_2412

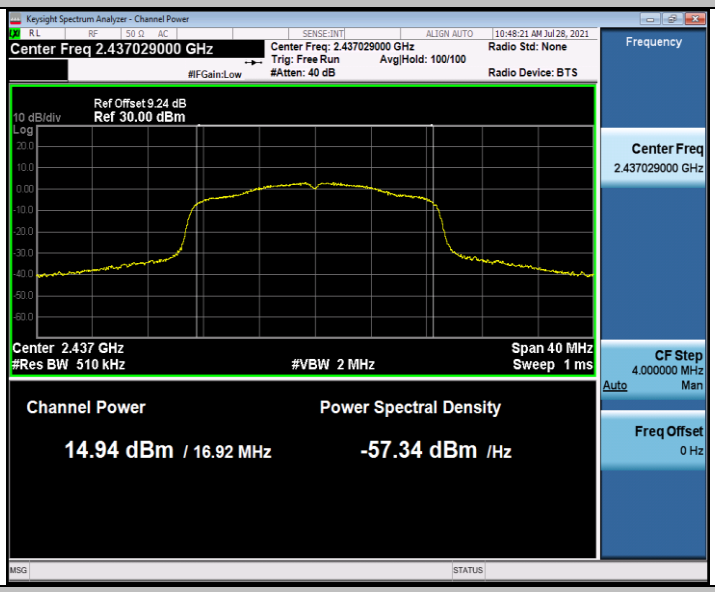

11N20SISO_Ant1_2437

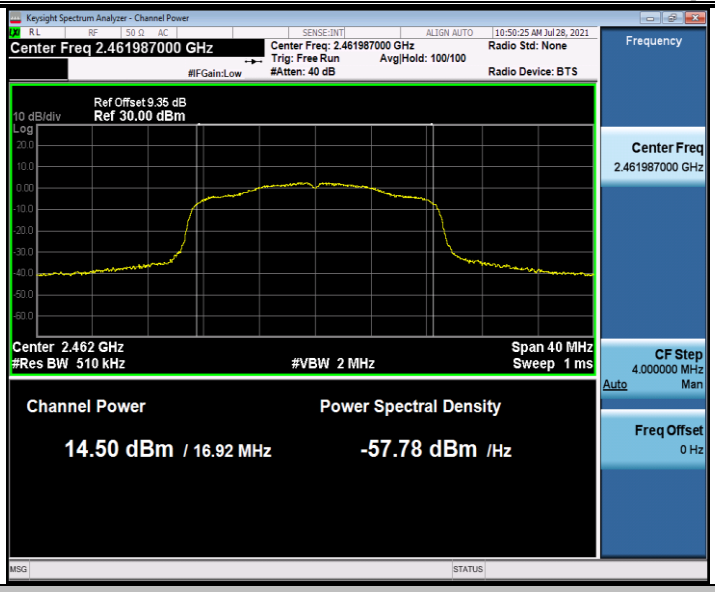

11N20SISO_Ant1_2462

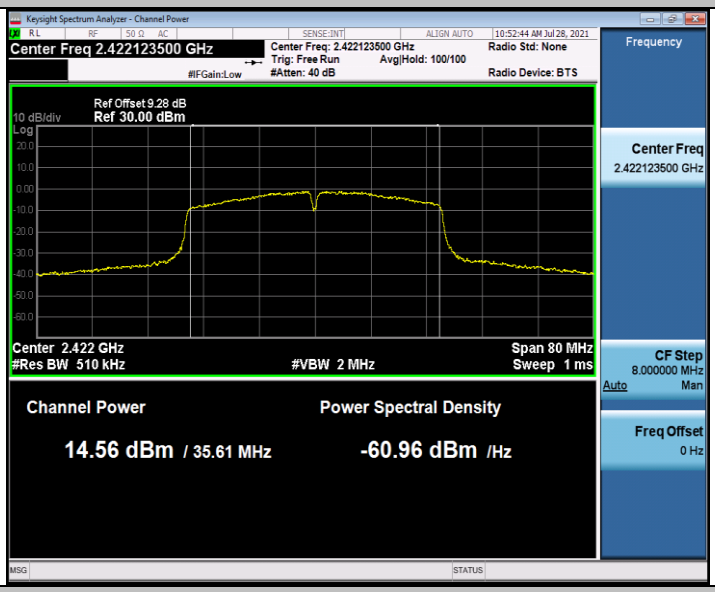

11N40SISO_Ant1_2422

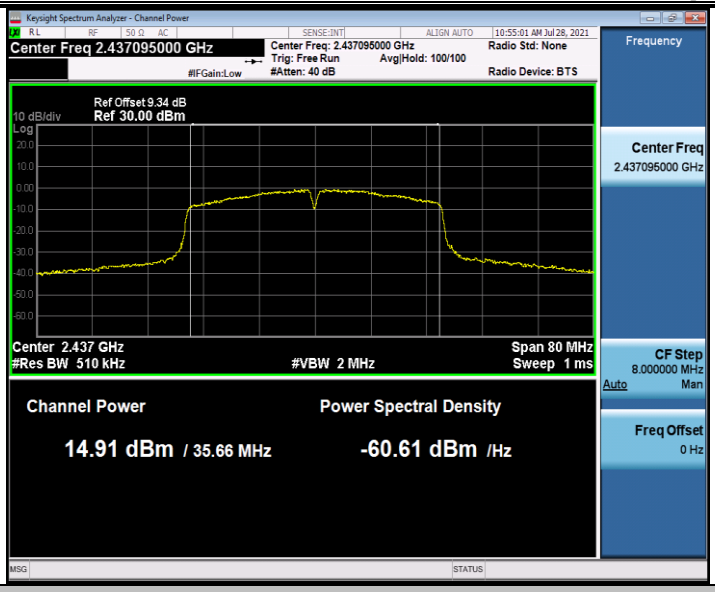

11N40SISO_Ant1_2437

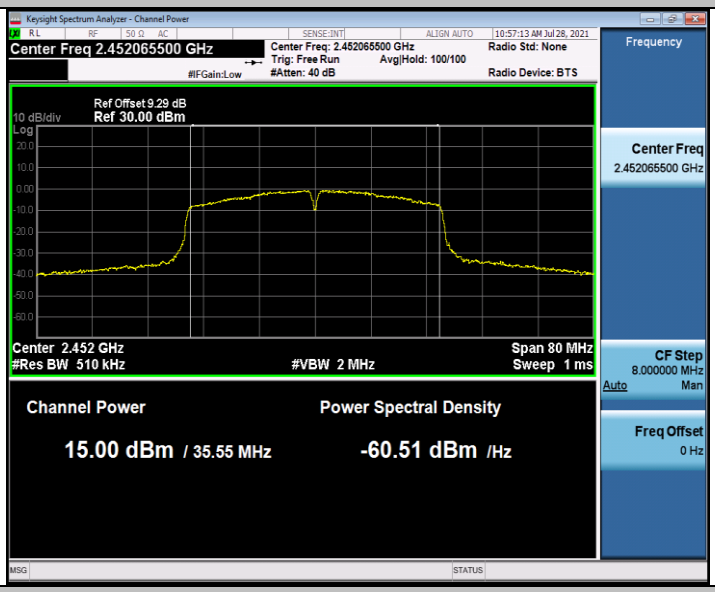

11N40SISO_Ant1_2452

Appendix D: Duty Cycle

Test Result

TestMode	Antenna	Channel	Transmission Duration [ms]	Transmission Period [ms]	Duty Cycle [%]
11B	Ant1	2412	8.38	8.40	99.76
		2437	8.38	8.40	99.76
		2462	8.38	8.40	99.76
11G	Ant1	2412	1.39	1.40	99.29
		2437	1.39	1.41	98.58
		2462	1.39	1.40	99.29
11N20SISO	Ant1	2412	1.30	1.31	99.24
		2437	1.30	1.31	99.24
		2462	1.30	1.31	99.24
11N40SISO	Ant1	2422	0.65	0.66	98.48
		2437	0.64	0.66	96.97
		2452	0.65	0.66	98.48

Test Graphs

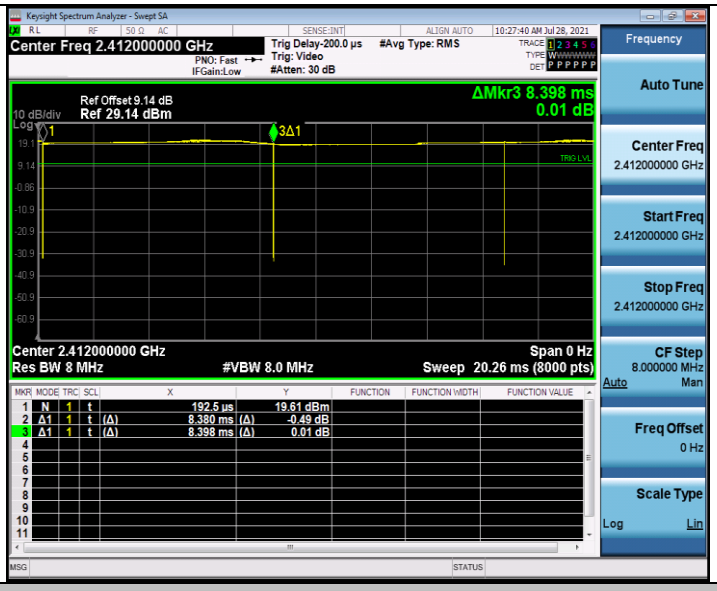

11B_Ant1_2412

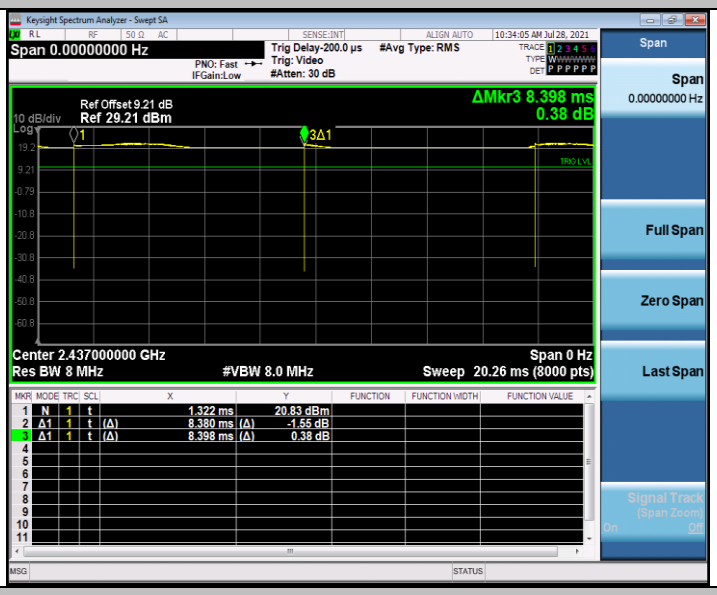

11B_Ant1_2437

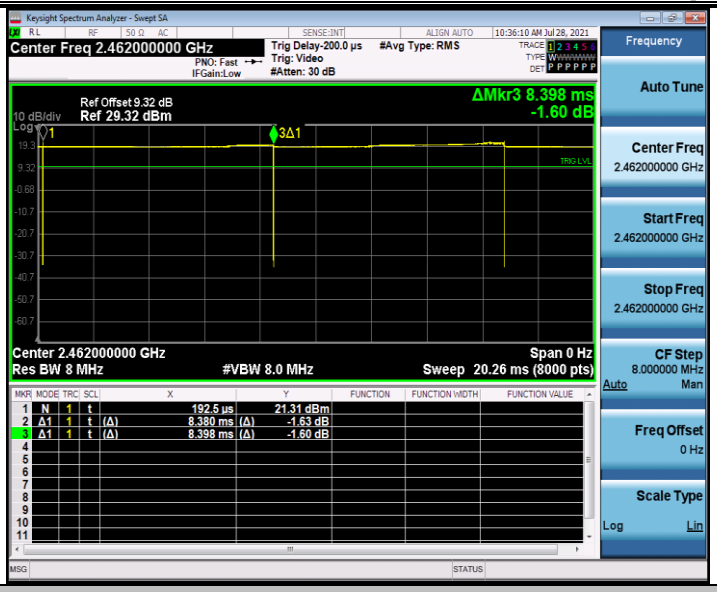

11B_Ant1_2462

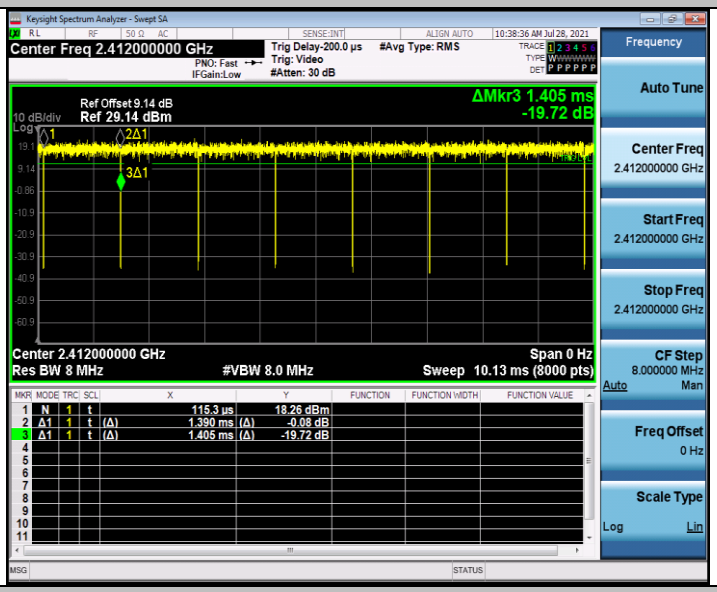

11G_Ant1_2412

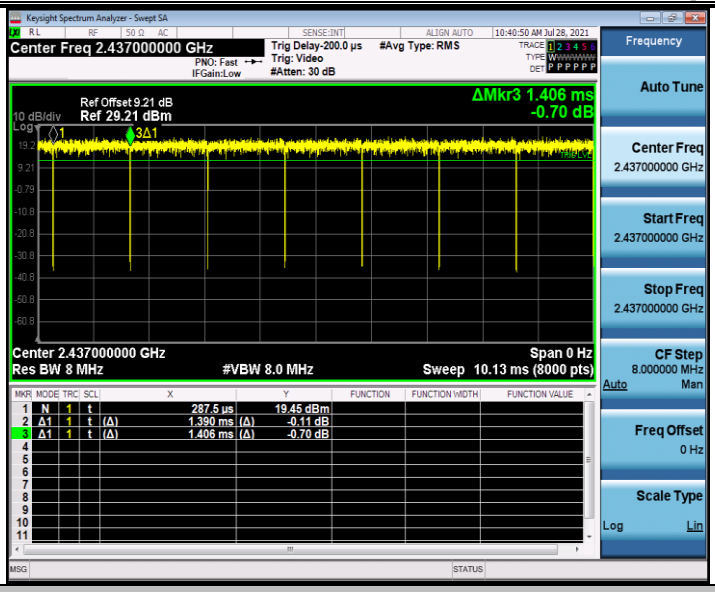

11G_Ant1_2437

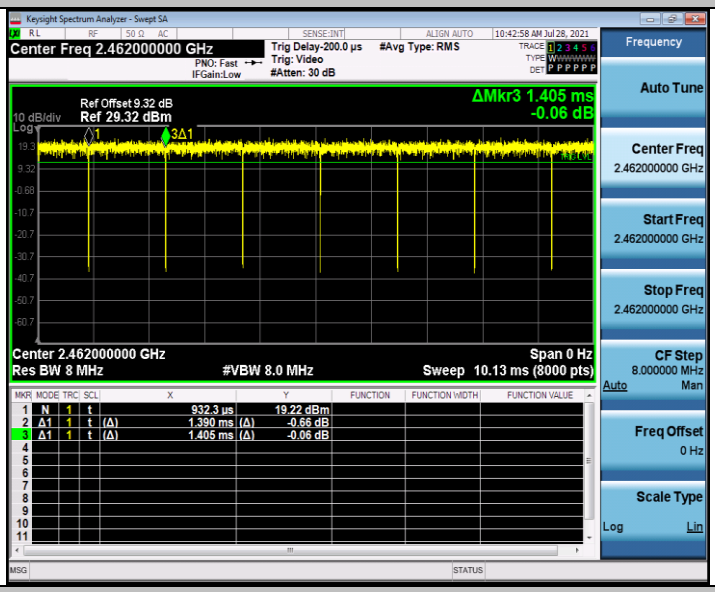

11G_Ant1_2462

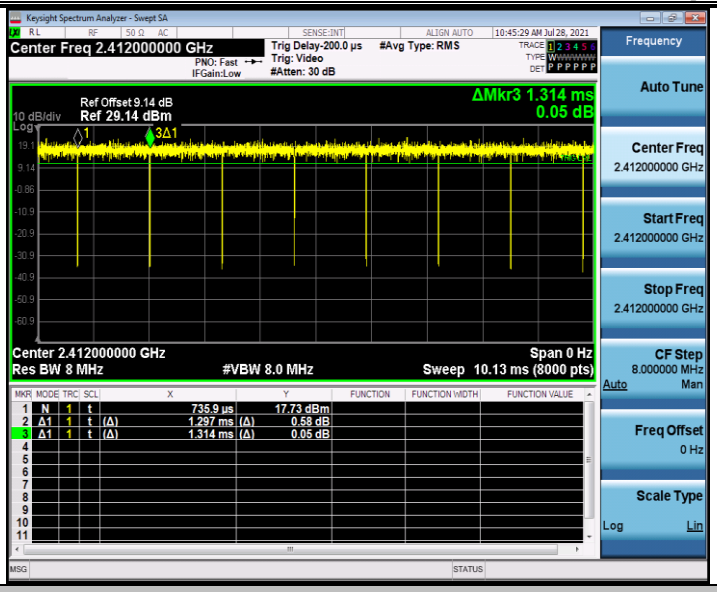

11N20SISO_Ant1_2412

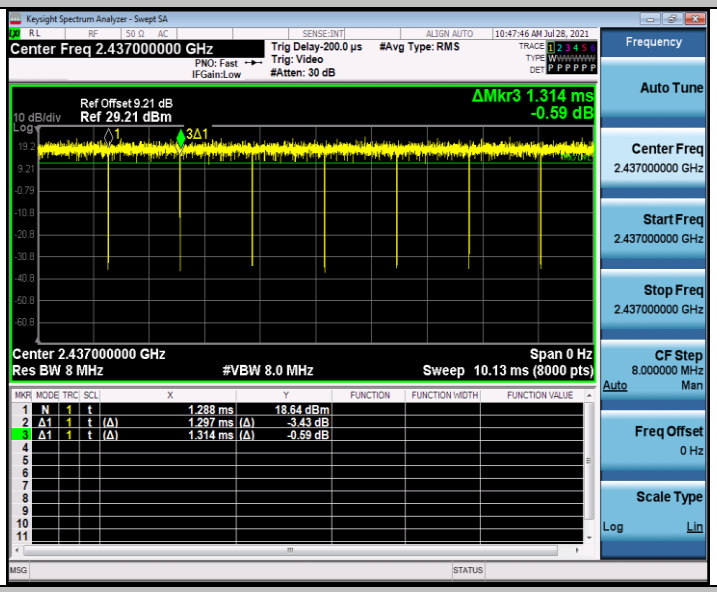

11N20SISO_Ant1_2437

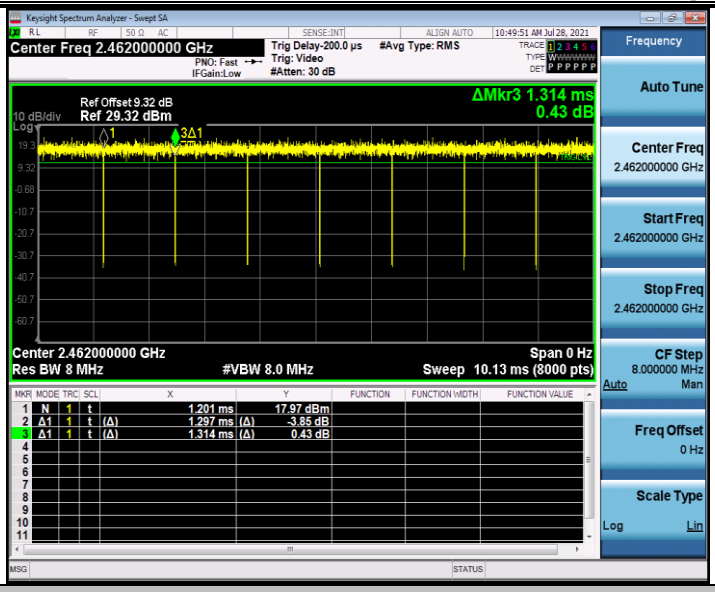

11N20SISO_Ant1_2462

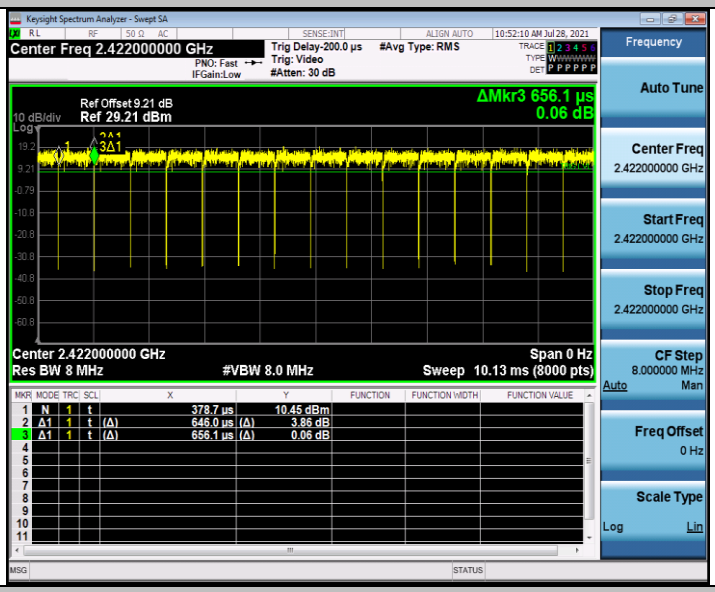

11N40SISO_Ant1_2422

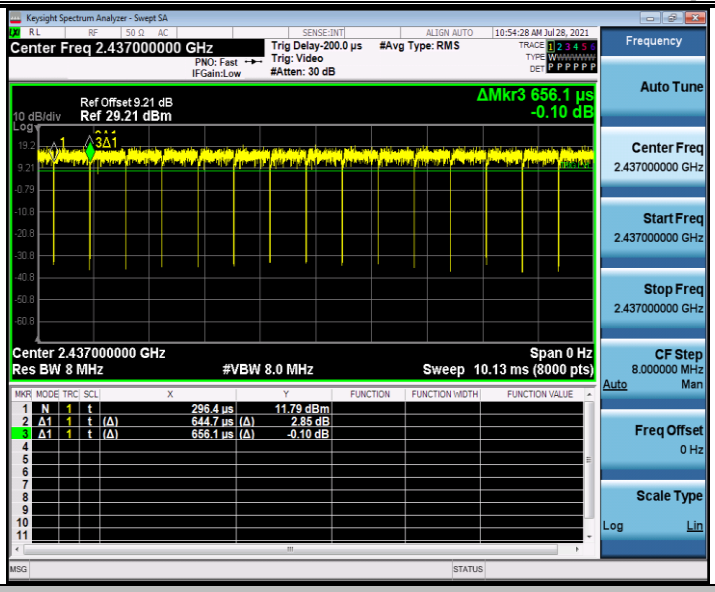

11N40SISO_Ant1_2437

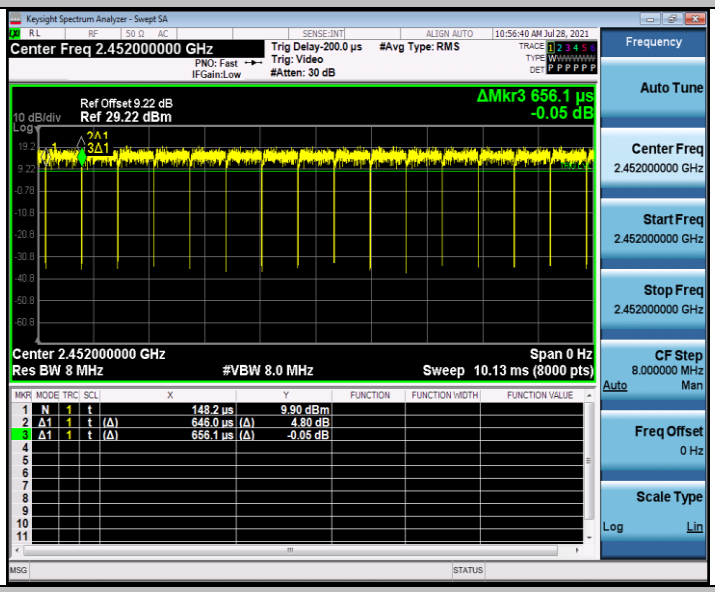

11N40SISO_Ant1_2452

Appendix E: Maximum power spectral density

Test Result

TestMode	Antenna	Channel	Duty Cycle [%]	Duty Cycle Factor(dB)	Result [dBm/30kHz]	Result [dBm/3kHz]	Limit[dBm/3kHz]	Verdict
11B	Ant1	2412	99.76	0.01	-6.34	-16.34	<=8	PASS
		2437	99.76	0.01	-5.9	-15.9	<=8	PASS
		2462	99.76	0.01	-6.34	-16.34	<=8	PASS
11G	Ant1	2412	99.29	0.03	-7.16	-17.16	<=8	PASS
		2437	98.58	0.06	-6.38	-16.38	<=8	PASS
		2462	99.29	0.03	-6.16	-16.16	<=8	PASS
11N20SISO	Ant1	2412	99.24	0.03	-8.43	-18.43	<=8	PASS
		2437	99.24	0.03	-7.6	-17.6	<=8	PASS
		2462	99.24	0.03	-8.09	-18.09	<=8	PASS
11N40SISO	Ant1	2422	98.48	0.07	-11.34	-21.34	<=8	PASS
		2437	96.97	0.13	-11.23	-21.23	<=8	PASS
		2452	98.48	0.07	-11	-21	<=8	PASS

Note：

Result[dBm/3kHz]= Result[dBm/30kHz]-10*log10(30/3)

The Duty Cycle Factor is compensated in the graph.

Test Graphs

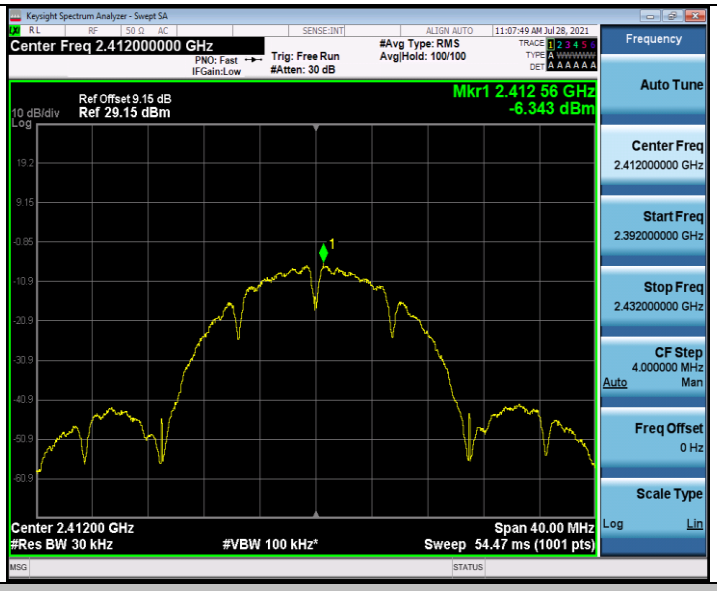

11B_Ant1_2412

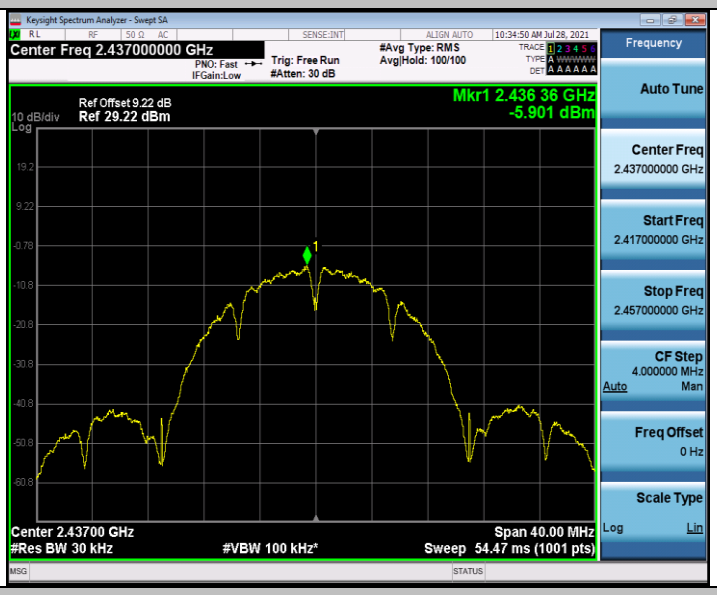

11B_Ant1_2437

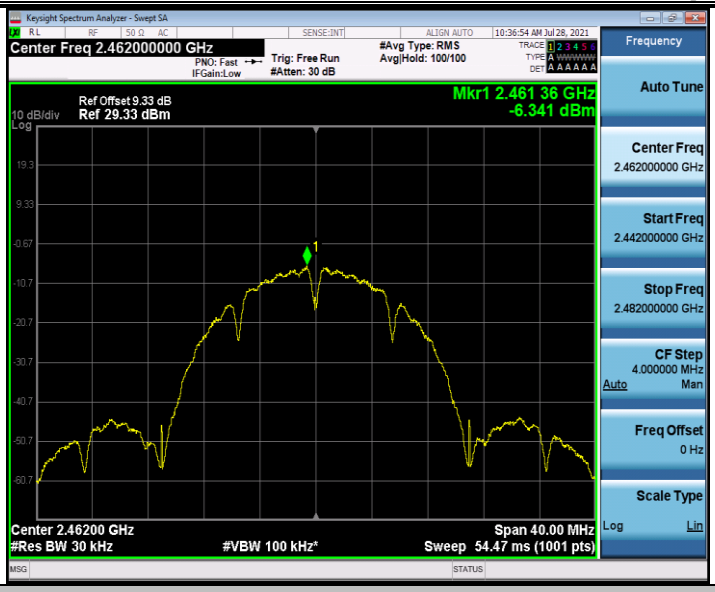

11B_Ant1_2462

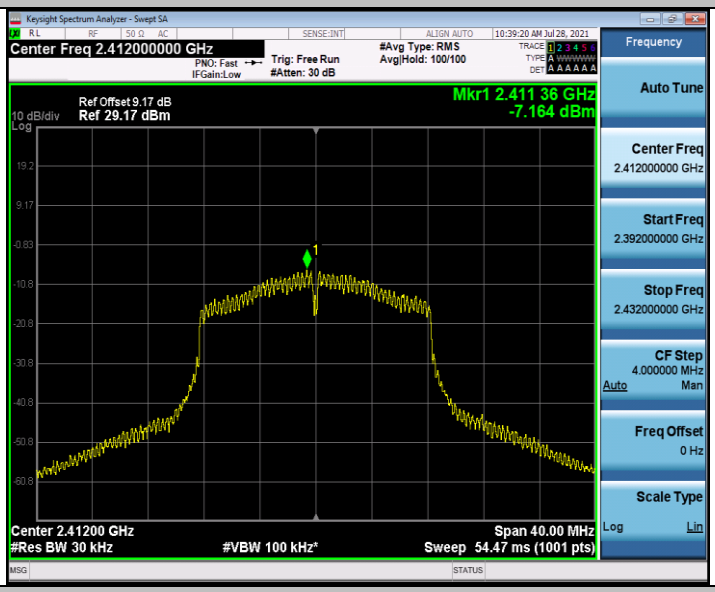

11G_Ant1_2412

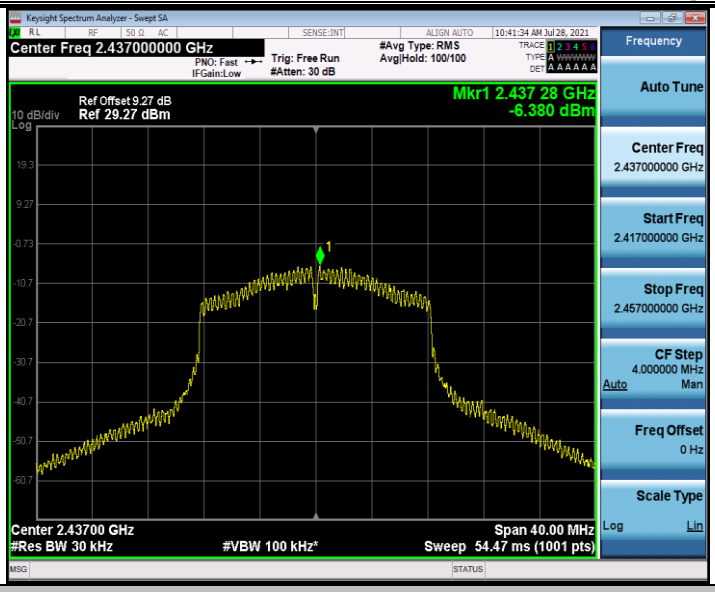

11G_Ant1_2437

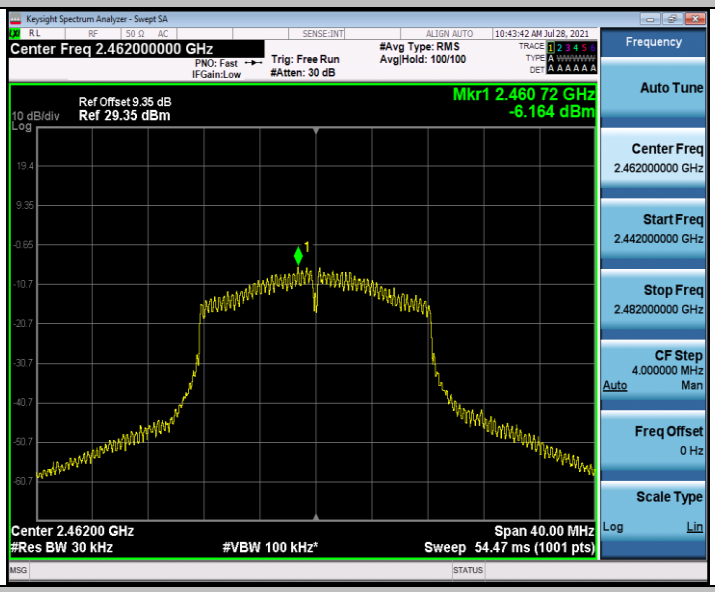

11G_Ant1_2462

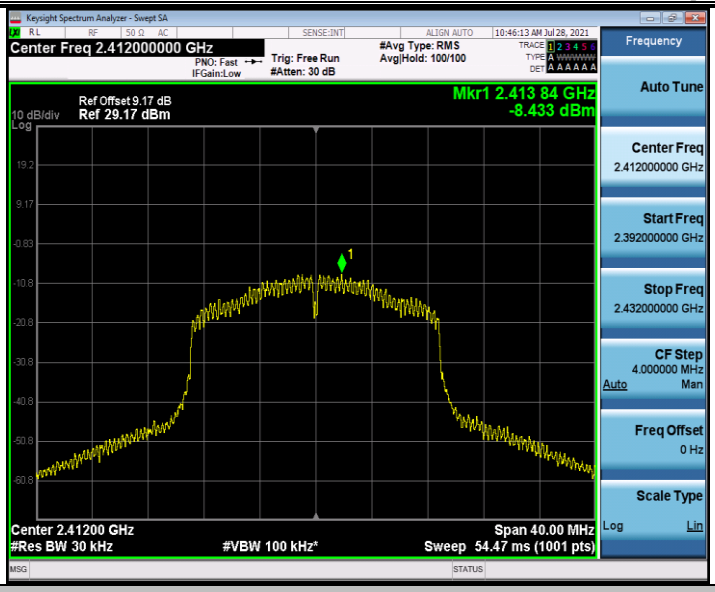

11N20SISO_Ant1_2412

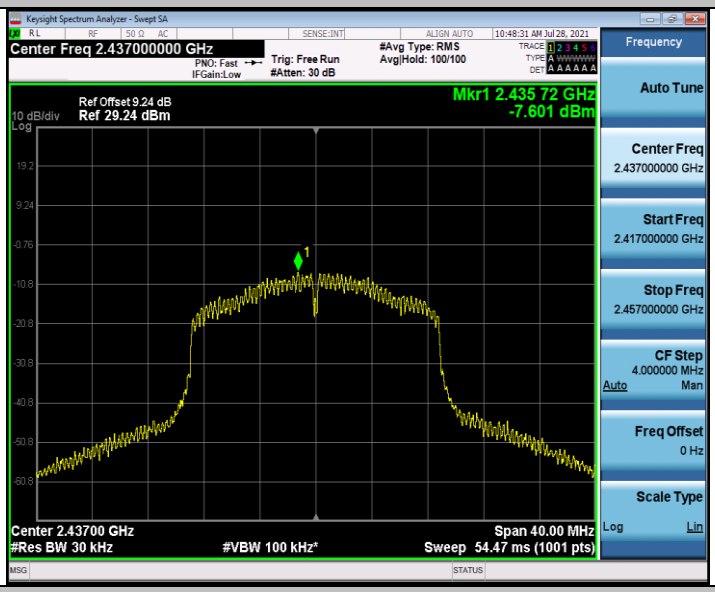

11N20SISO_Ant1_2437

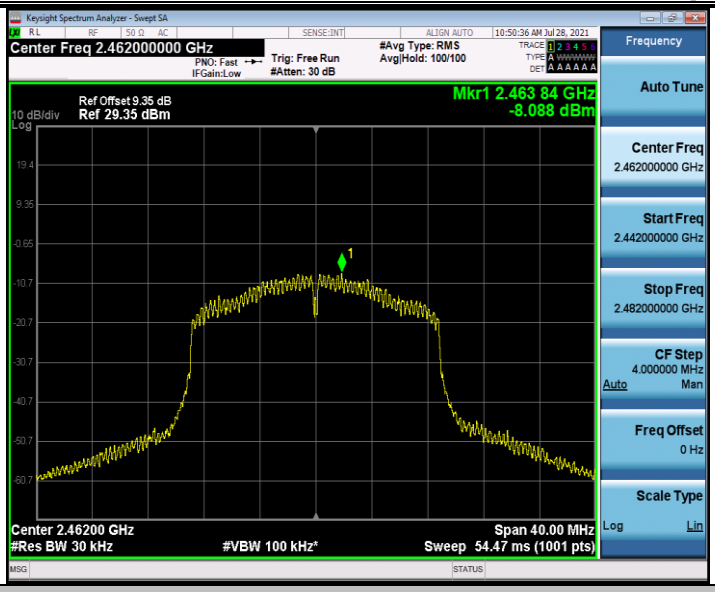

11N20SISO_Ant1_2462

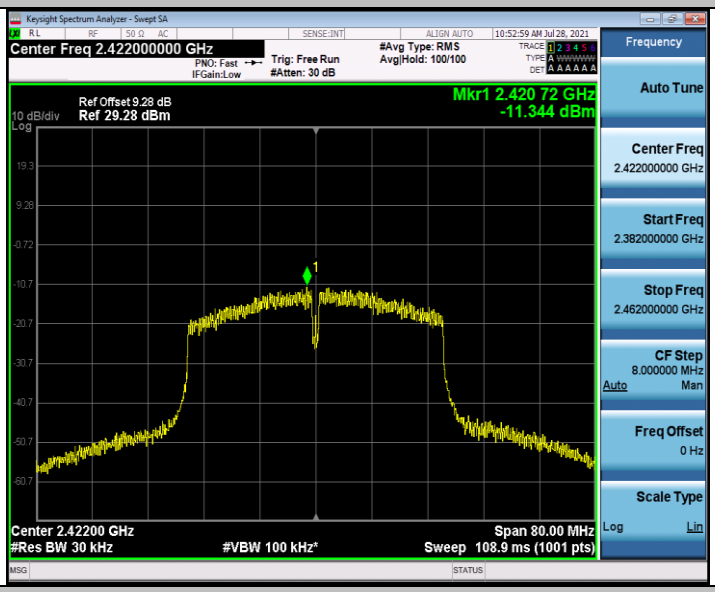

11N40SISO_Ant1_2422

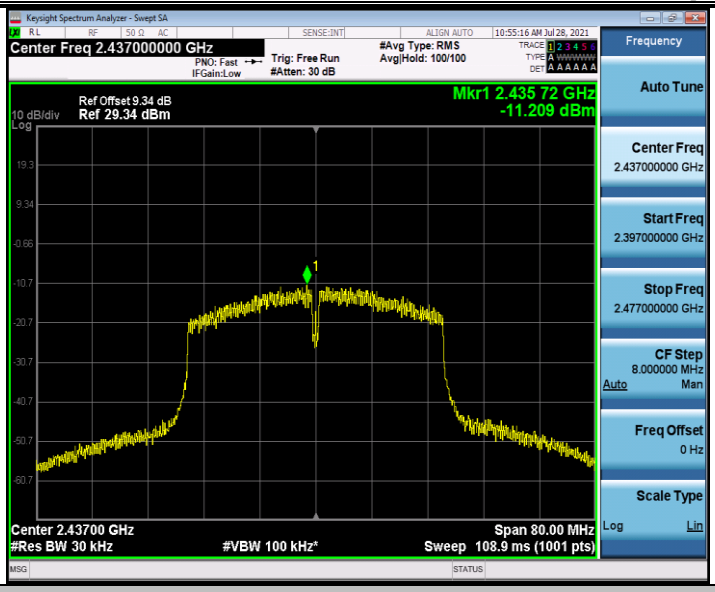

11N40SISO_Ant1_2437

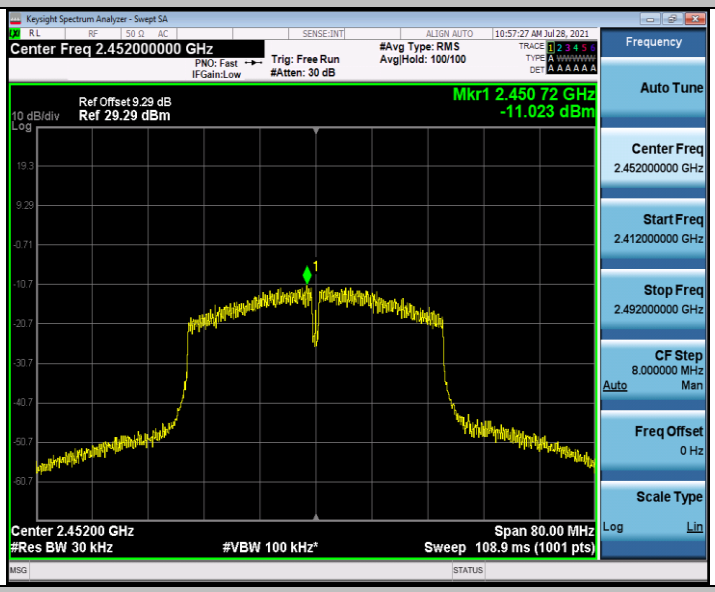

11N40SISO_Ant1_2452

Appendix F: Band edge measurements

Test Result

TestMode	Antenna	ChName	Channel	RefLevel[dBm]	Result[dBm]	Limit[dBm]	Verdict
11B	Ant1	Low	2412	6.68	-29.13	<=-23.32	PASS
		High	2462	6.89	-45	<=-23.12	PASS
11G	Ant1	Low	2412	5.54	-32.08	<=-24.47	PASS
		High	2462	6.16	-43.33	<=-23.84	PASS
11N20SISO	Ant1	Low	2412	5.38	-32.95	<=-24.62	PASS
		High	2462	4.34	-44.81	<=-25.66	PASS
11N40SISO	Ant1	Low	2422	2.07	-29.89	<=-27.93	PASS
		High	2452	2.46	-31.95	<=-27.55	PASS

Test Graphs

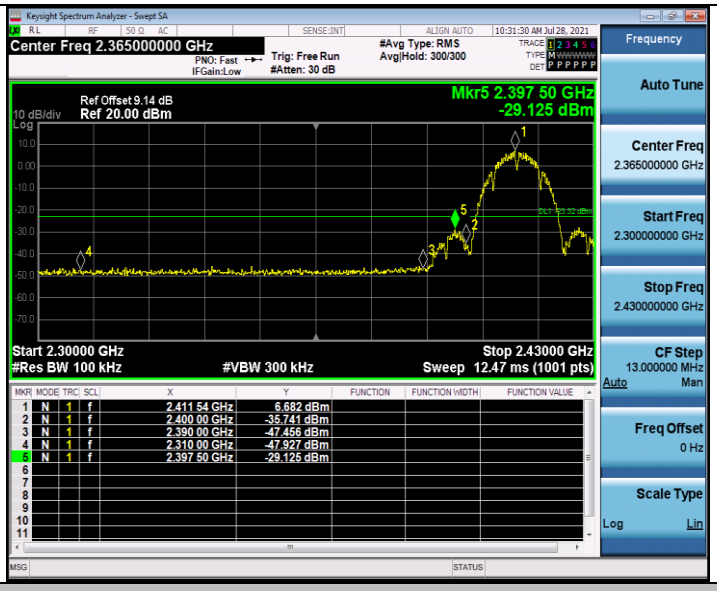

11B_Ant1_Low_2412

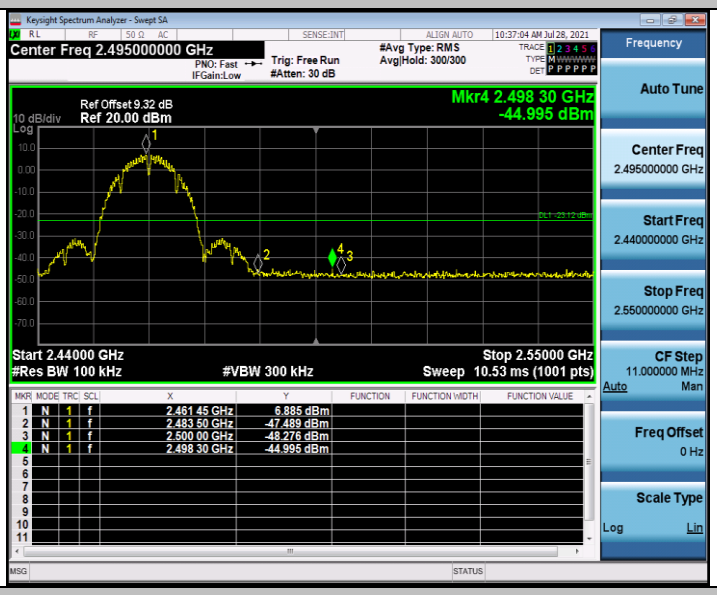

11B_Ant1_High_2462

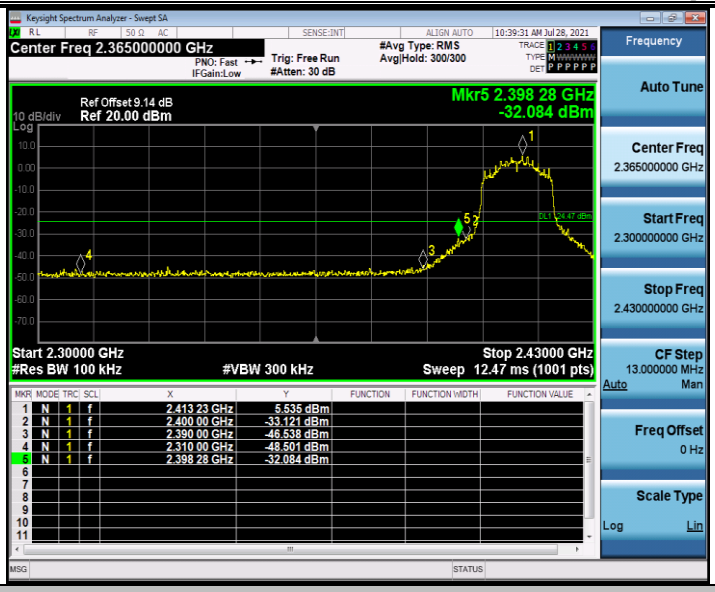

11G_Ant1_Low_2412

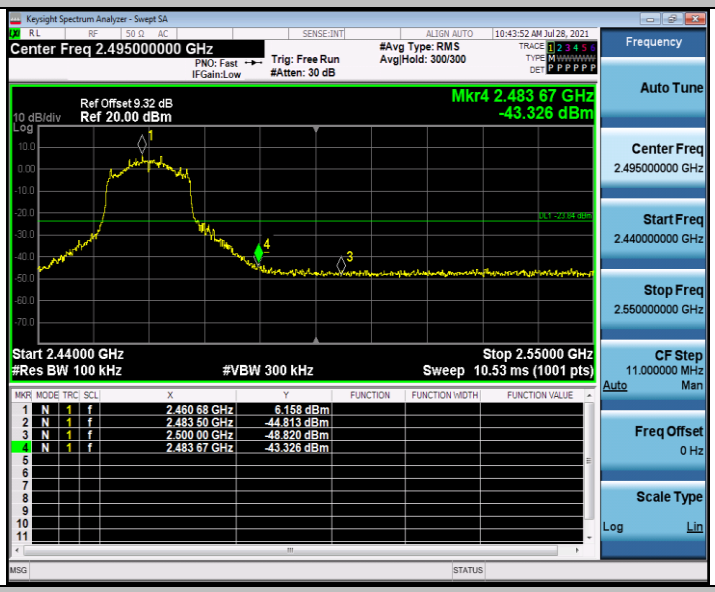

11G_Ant1_High_2462

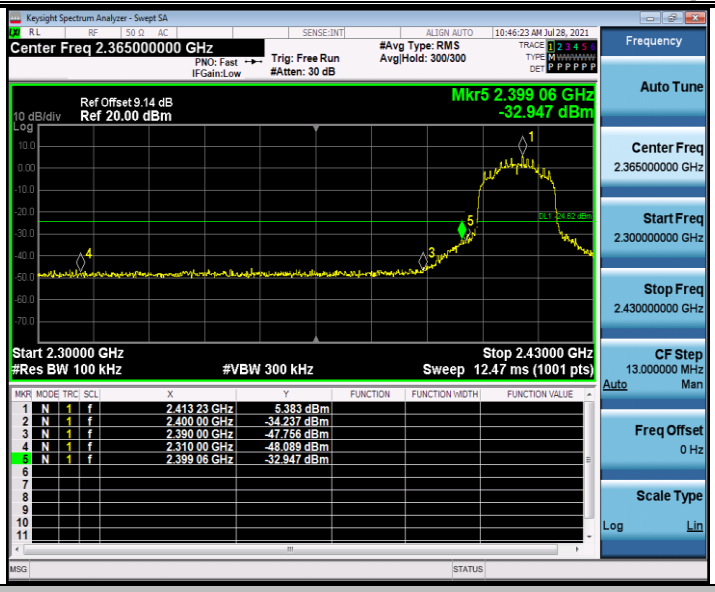

11N20SISO_Ant1_Low_2412

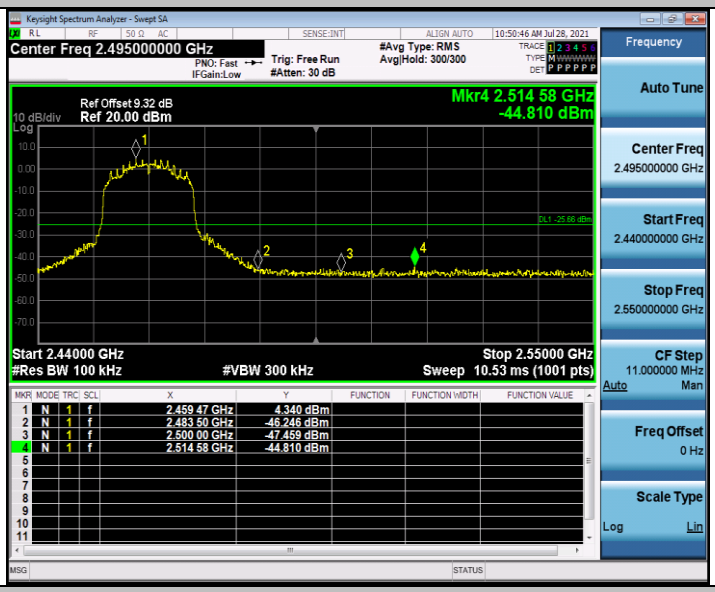

11N20SISO_Ant1_High_2462

11N40SISO_Ant1_Low_2422

11N40SISO_Ant1_High_2452

Appendix G: Conducted Spurious Emission

Test Result

TestMode	Antenna	Channel	FreqRange [Mhz]	RefLevel [dBm]	Result [dBm]	Limit [dBm]	Verdict
11B	Ant1	2412	Reference	6.32	6.32	---	PASS
			30~1000	6.32	-56.81	<=-23.68	PASS
			1000~26500	6.32	-37.48	<=-23.68	PASS
		2437	Reference	7.16	7.16	---	PASS
			30~1000	7.16	-57	<=-22.84	PASS
			1000~26500	7.16	-37.23	<=-22.84	PASS
		2462	Reference	7.09	7.09	---	PASS
			30~1000	7.09	-56.56	<=-22.92	PASS
			1000~26500	7.09	-37.69	<=-22.92	PASS
11G	Ant1	2412	Reference	5.61	5.61	---	PASS
			30~1000	5.61	-56.48	<=-24.4	PASS
			1000~26500	5.61	-37.93	<=-24.4	PASS
		2437	Reference	6.37	6.37	---	PASS
			30~1000	6.37	-56.62	<=-23.63	PASS
			1000~26500	6.37	-37.49	<=-23.63	PASS
		2462	Reference	4.90	4.90	---	PASS
			30~1000	4.90	-56.26	<=-25.1	PASS
			1000~26500	4.90	-37.27	<=-25.1	PASS
11N20SISO	Ant1	2412	Reference	5.21	5.21	---	PASS
			30~1000	5.21	-56.32	<=-24.79	PASS
			1000~26500	5.21	-37.56	<=-24.79	PASS
		2437	Reference	5.44	5.44	---	PASS
			30~1000	5.44	-56.71	<=-24.56	PASS
			1000~26500	5.44	-37.62	<=-24.56	PASS
		2462	Reference	4.34	4.34	---	PASS
			30~1000	4.34	-56.45	<=-25.66	PASS
			1000~26500	4.34	-37.46	<=-25.66	PASS
11N40SISO	Ant1	2422	Reference	1.97	1.97	---	PASS
			30~1000	1.97	-56.67	<=-28.03	PASS
			1000~26500	1.97	-37.58	<=-28.03	PASS

		2437	Reference	2.22	2.22	---	PASS
			30~1000	2.22	-56.46	<=-27.78	PASS
			1000~26500	2.22	-37.17	<=-27.78	PASS
		2452	Reference	2.42	2.42	---	PASS
			30~1000	2.42	-56.49	<=-27.58	PASS
			1000~26500	2.42	-37.34	<=-27.58	PASS

Test Graphs

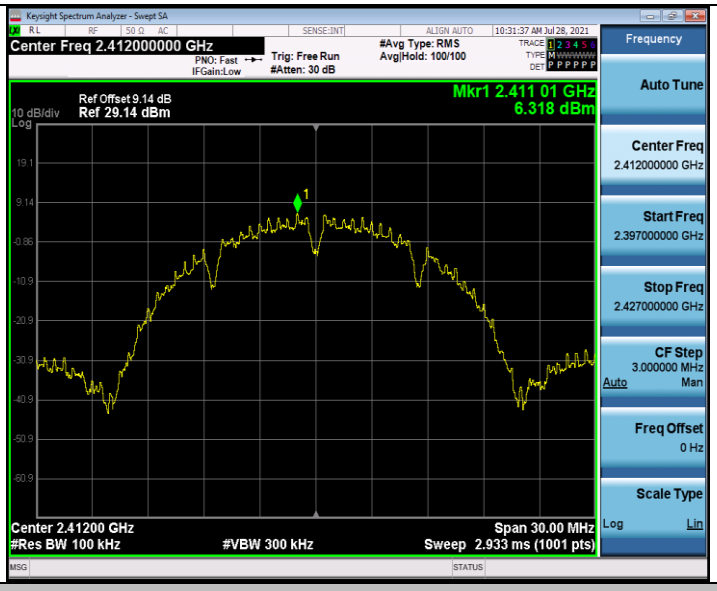

11B_Ant1_2412_0~Reference

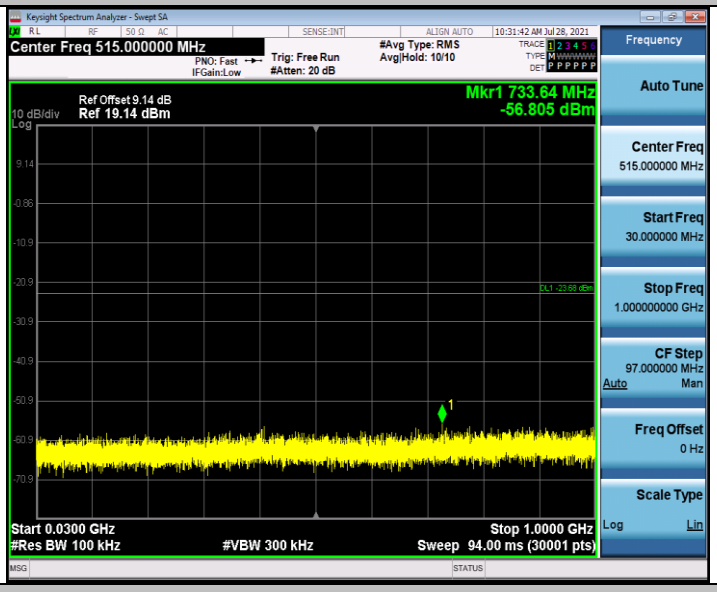

11B_Ant1_2412_30~1000

11B_Ant1_2412_1000~26500

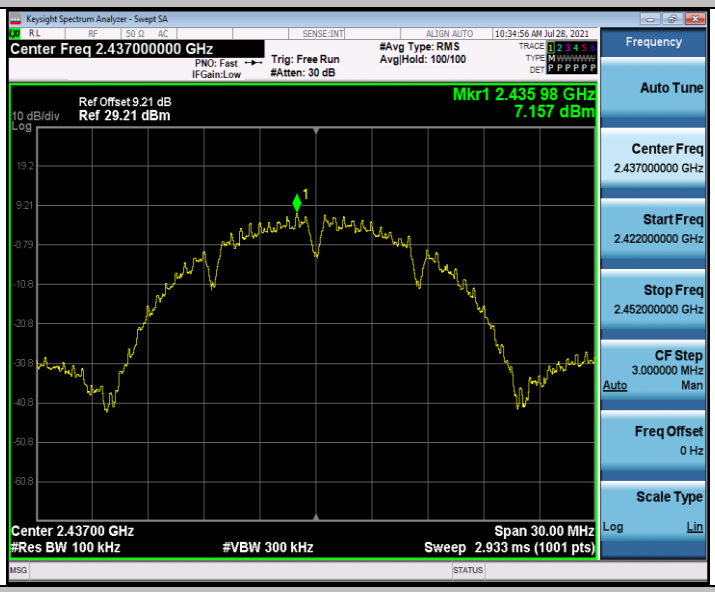

11B_Ant1_2437_0~Reference

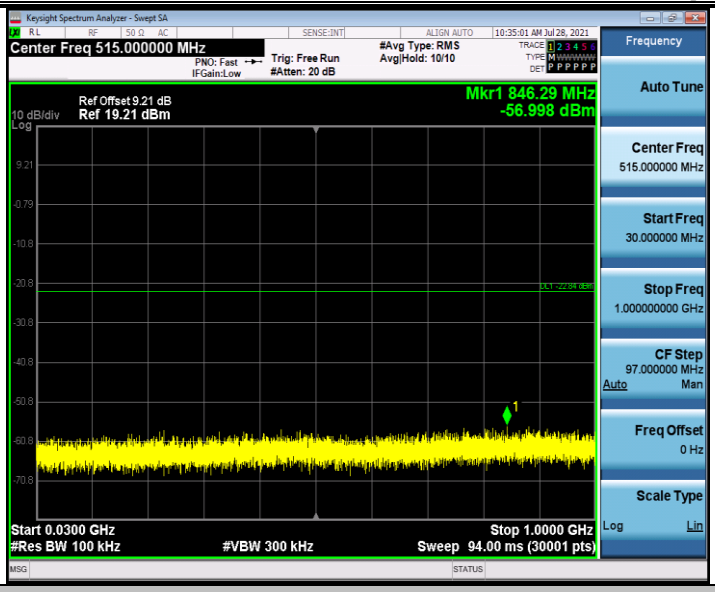

11B_Ant1_2437_30~1000

11B_Ant1_2437_1000~26500

11B_Ant1_2462_0~Reference

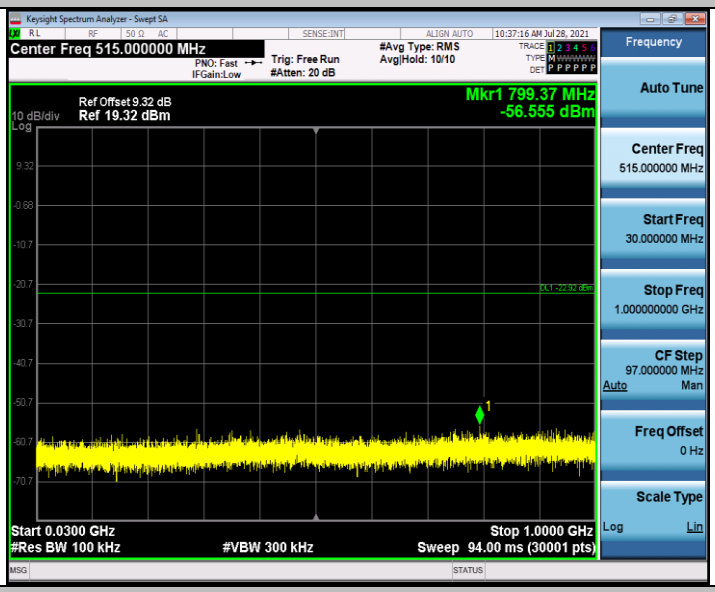

11B_Ant1_2462_30~1000