11N20SISO_Ant1_2462

11N40SISO_Ant1_2422

11N40SISO_Ant1_2437

11N40SISO_Ant1_2452

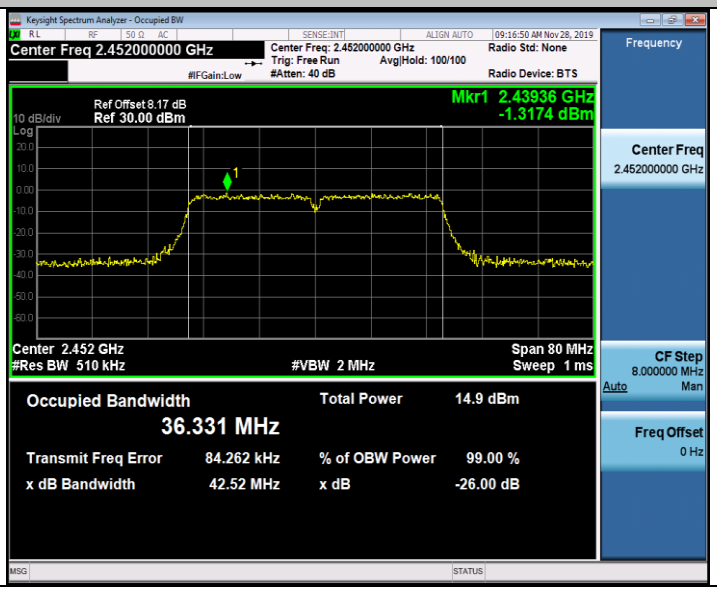

Appendix C: Maximum conducted output power

Test Result

TestMode	Antenna	Channel	DT (%)	10 log (1/x)	Result [dBm]	Limit[dBm]	Verdict
11B	Ant1	2412	98.66	0.06	9.69	<=30	PASS
		2437	98.33	0.07	9.87	<=30	PASS
		2462	99.42	0.03	9.90	<=30	PASS
11G	Ant1	2412	89.18	0.50	10.71	<=30	PASS
		2437	91.85	0.37	10.32	<=30	PASS
		2462	89.18	0.50	9.86	<=30	PASS
11N20SISO	Ant1	2412	94.44	0.25	10.21	<=30	PASS
		2437	91.42	0.39	10.12	<=30	PASS
		2462	93.91	0.27	9.46	<=30	PASS
11N40SISO	Ant1	2422	88.28	0.54	9.26	<=30	PASS
		2437	90.71	0.42	8.21	<=30	PASS
		2452	82.97	0.81	8.79	<=30	PASS

Note: The duty cycle factor has been compensated to the “offset “of the spectrum analyser.

Test Graphs

11B_Ant1_2412
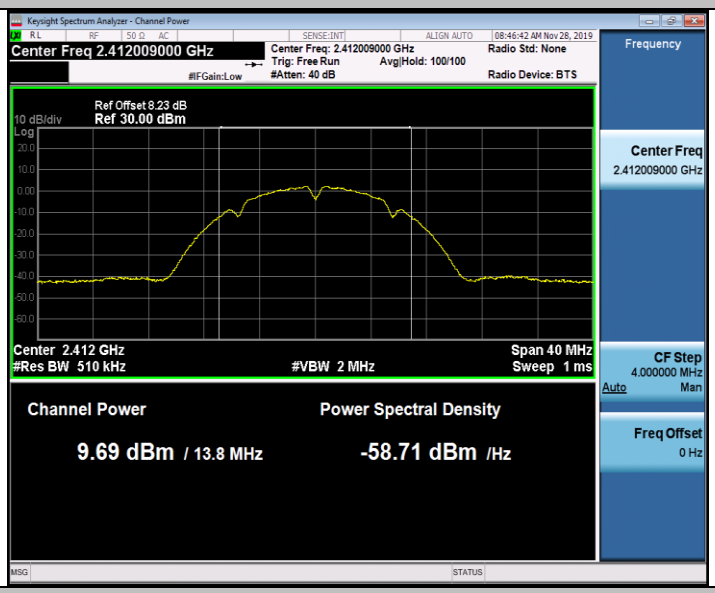

11B_Ant1_2437
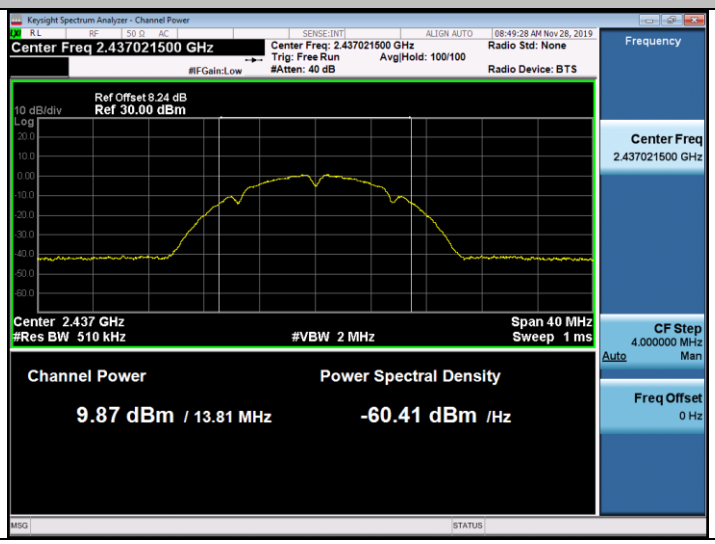

11B_Ant1_2462
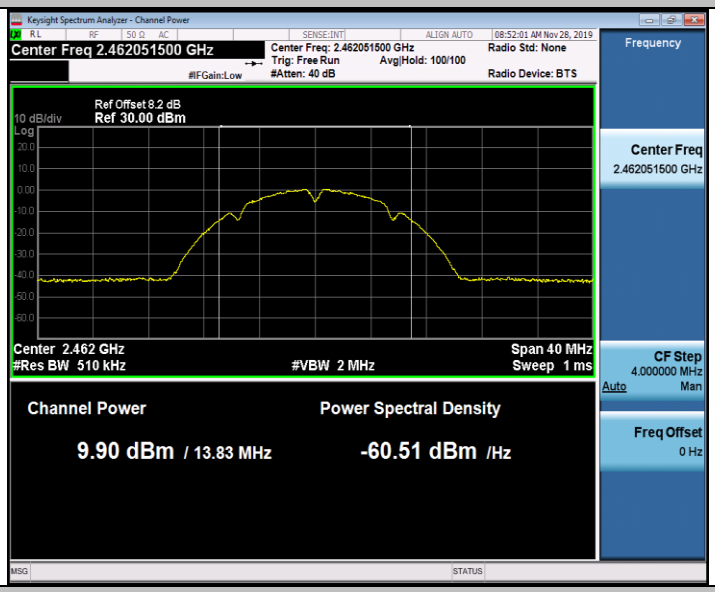

11G_Ant1_2412
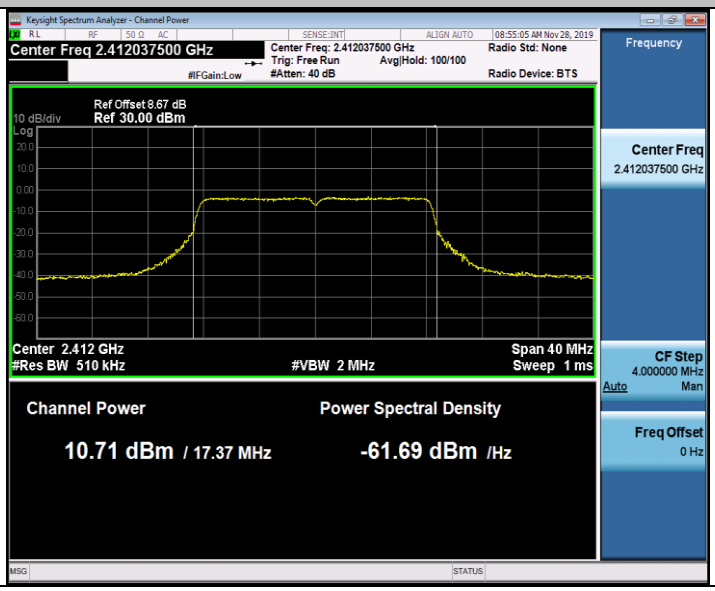

11G_Ant1_2437

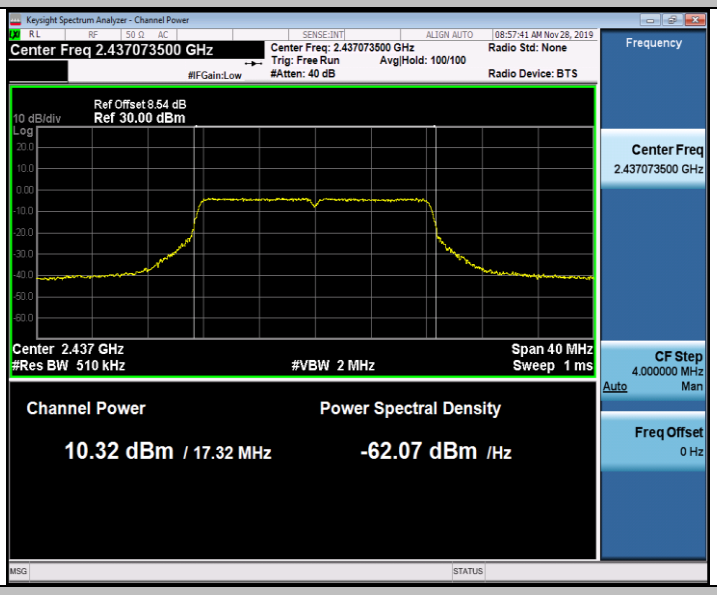

11G_Ant1_2462

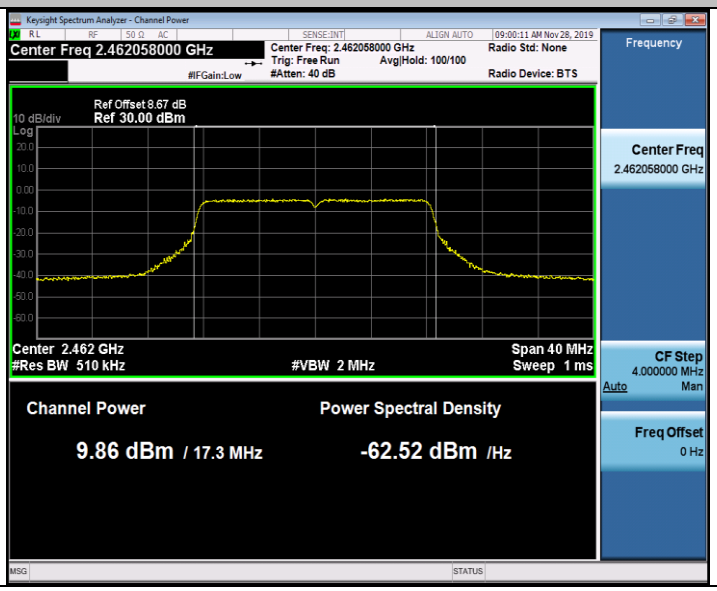

11N20SISO_Ant1_2412
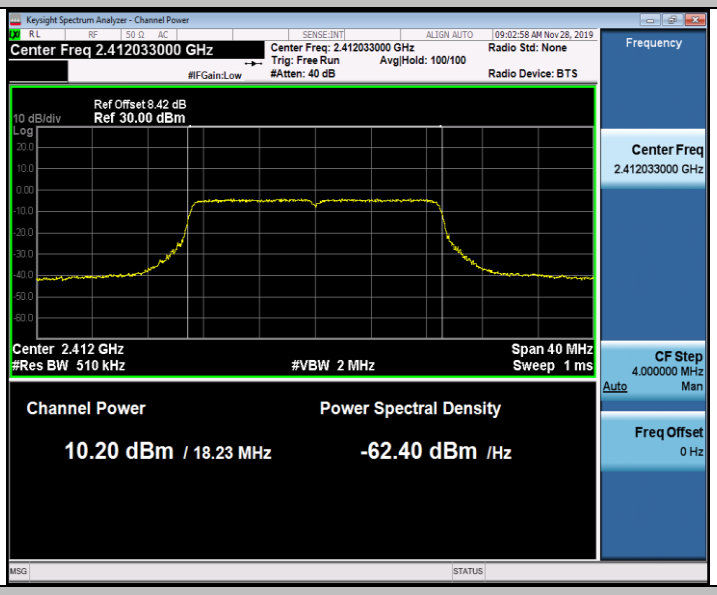

11N20SISO_Ant1_2437
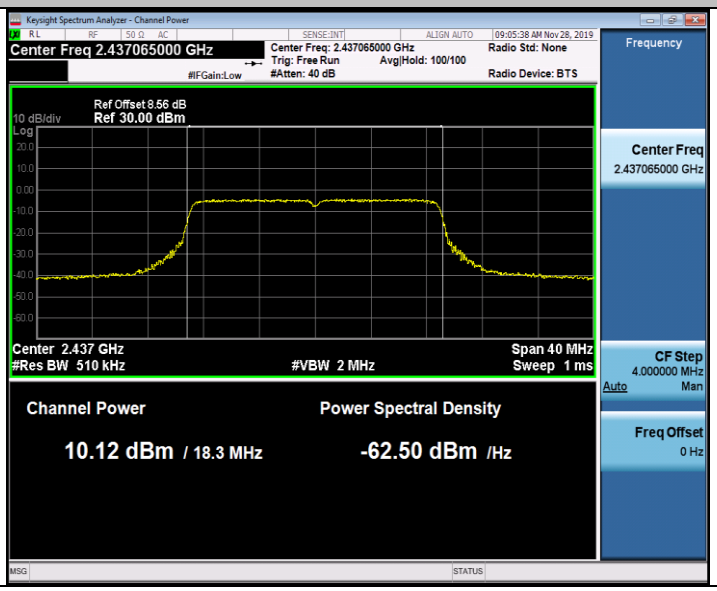

11N20SISO_Ant1_2462
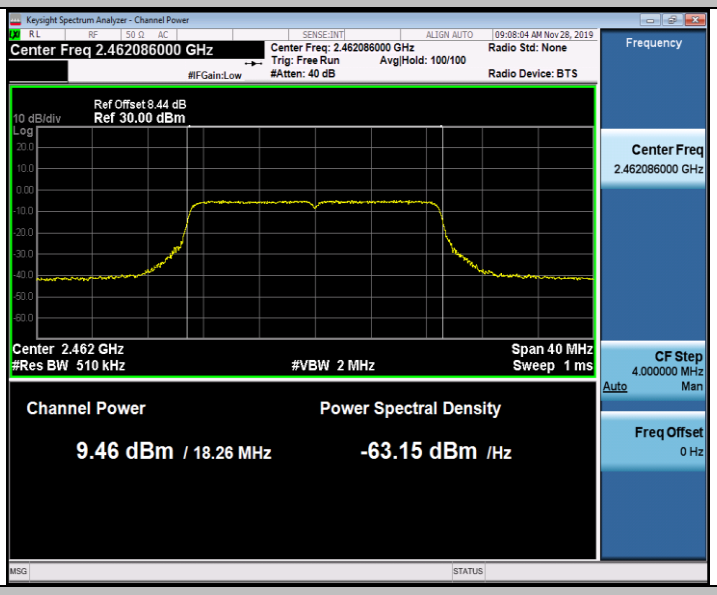

11N40SISO_Ant1_2422
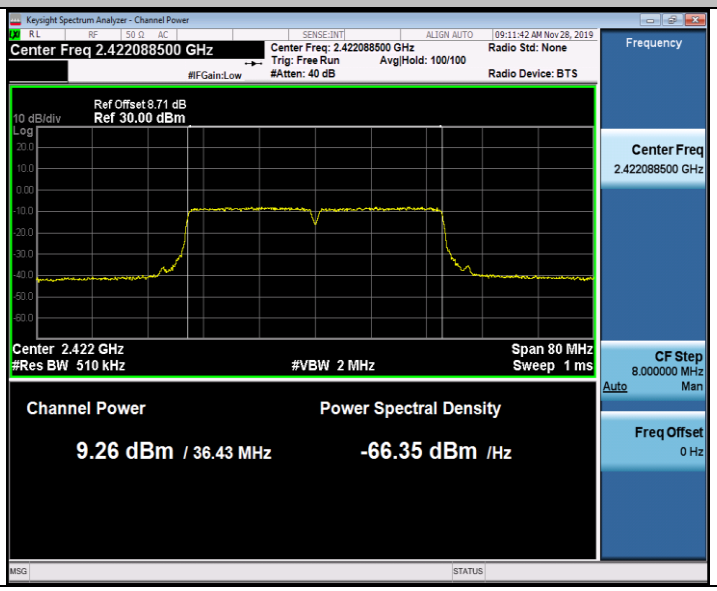

11N40SISO_Ant1_2437
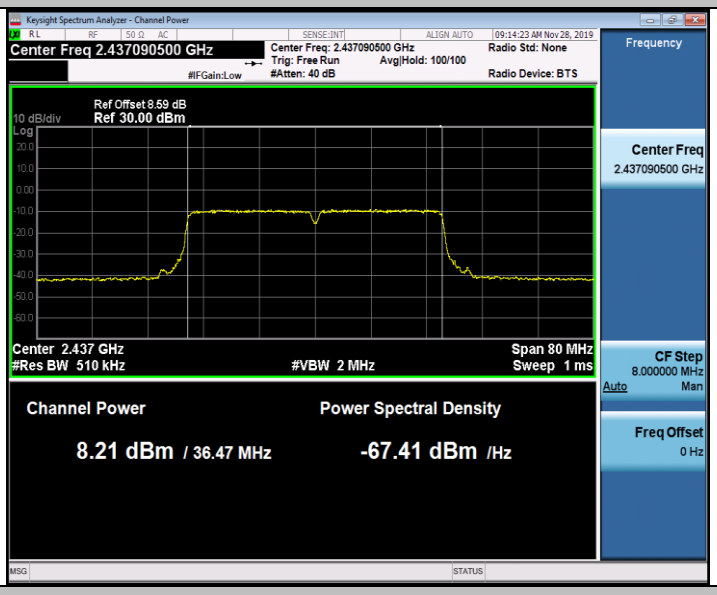

11N40SISO_Ant1_2452
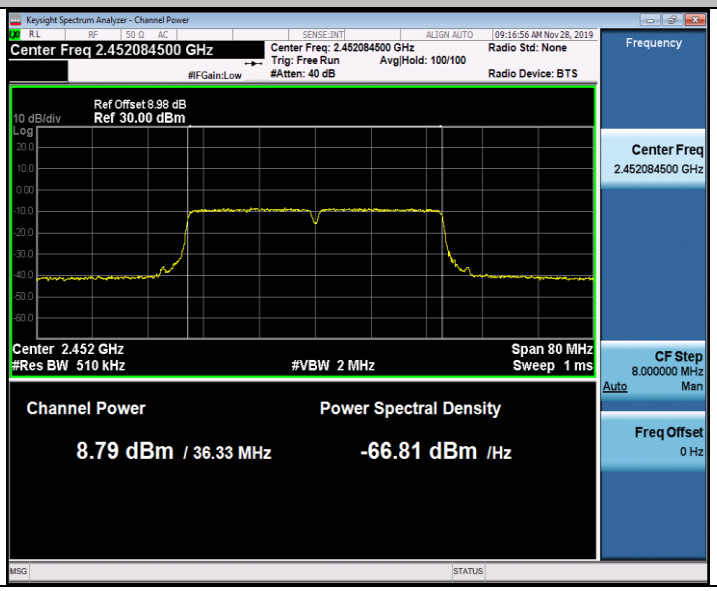

Appendix D: Duty Cycle

Test Result

TestMode	Antenna	Channel	Transmission Duration [ms]	Transmission Period [ms]	Duty Cycle [%]
11B	Ant1	2412	8.19	8.30	98.66
		2437	8.19	8.33	98.33
		2462	8.19	8.24	99.42
11G	Ant1	2412	1.36	1.52	89.18
		2437	1.36	1.48	91.85
		2462	1.36	1.52	89.18
11N20SISO	Ant1	2412	1.27	1.35	94.44
		2437	1.27	1.39	91.42
		2462	1.27	1.35	93.91
11N40SISO	Ant1	2422	0.63	0.71	88.28
		2437	0.63	0.70	90.71
		2452	0.63	0.76	82.97

Test Graphs

11B_Ant1_2412
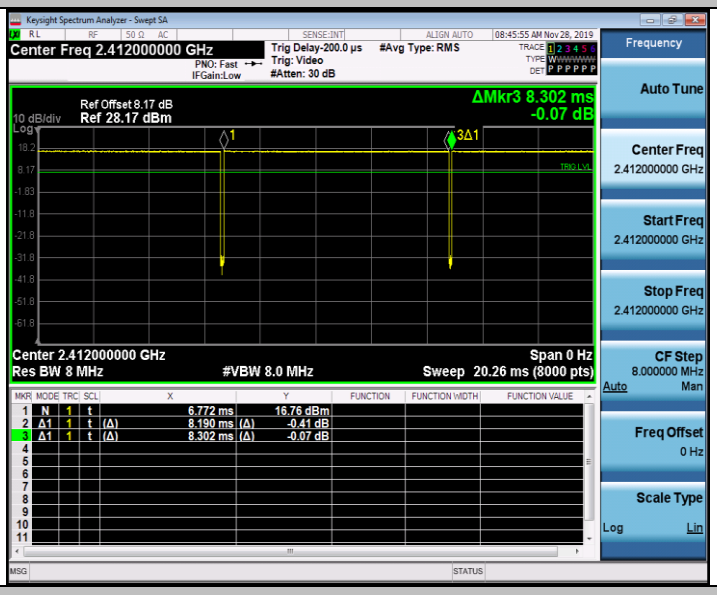

11B_Ant1_2437
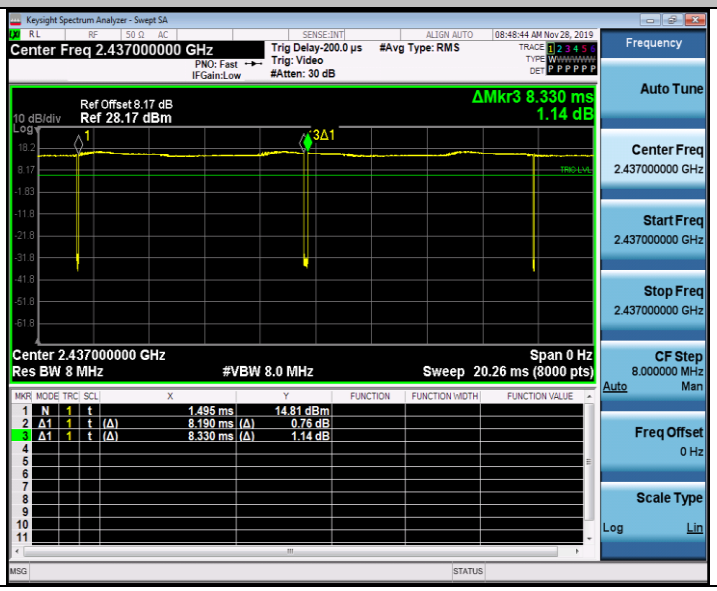

11B_Ant1_2462

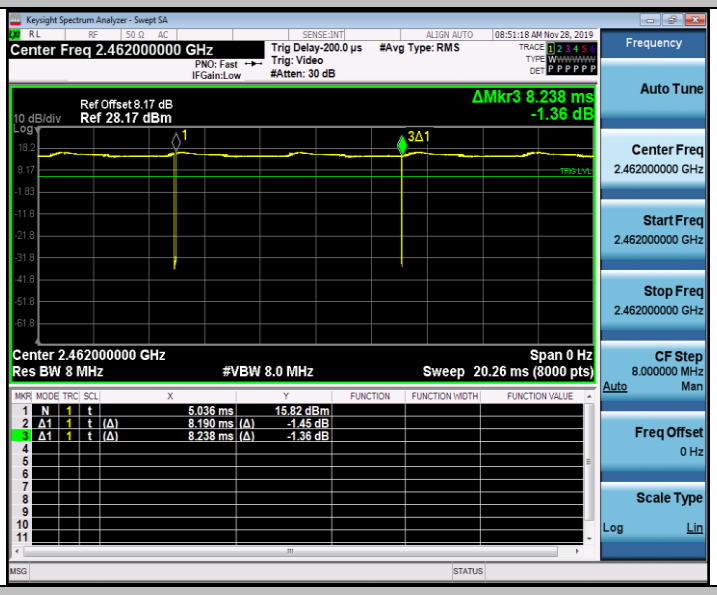

11G_Ant1_2412

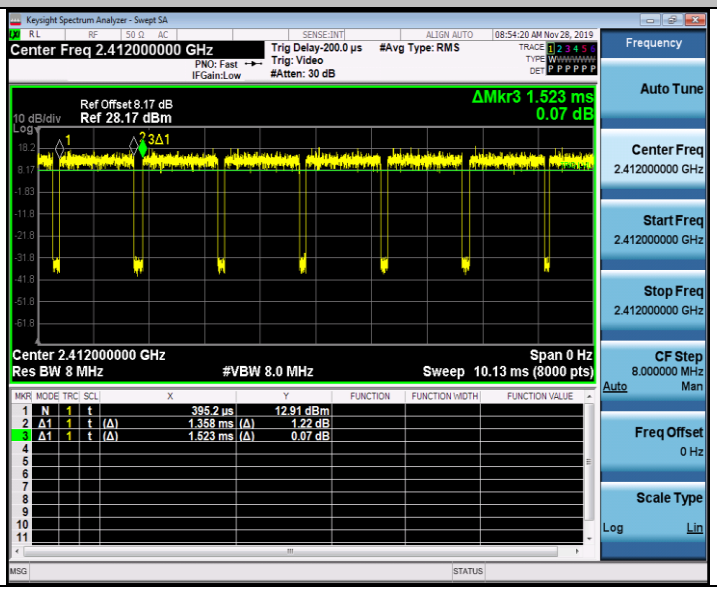

11G_Ant1_2437

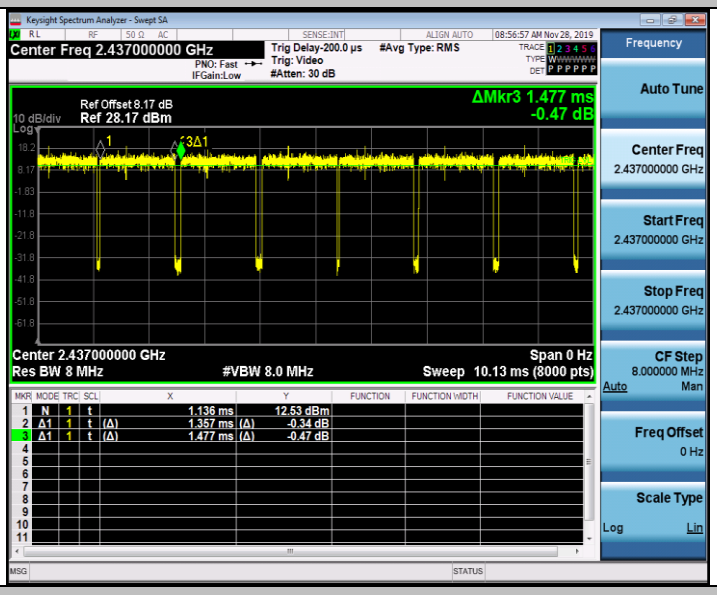

11G_Ant1_2462

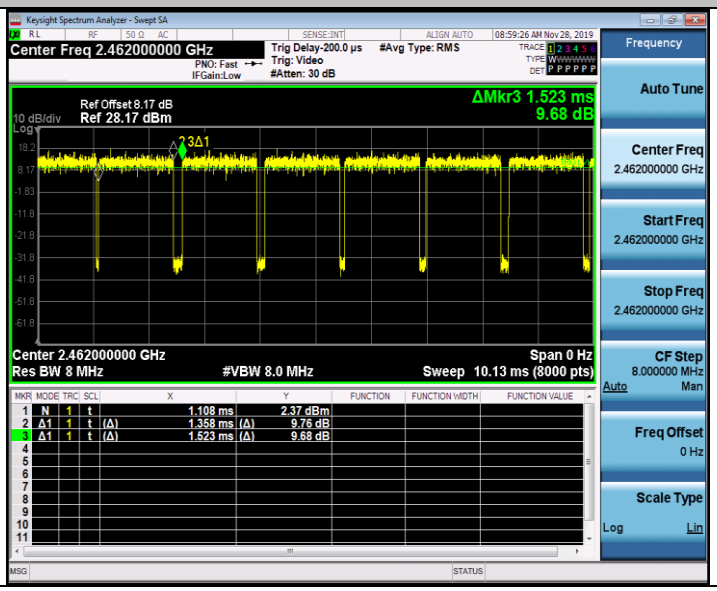

11N20SISO_Ant1_2412

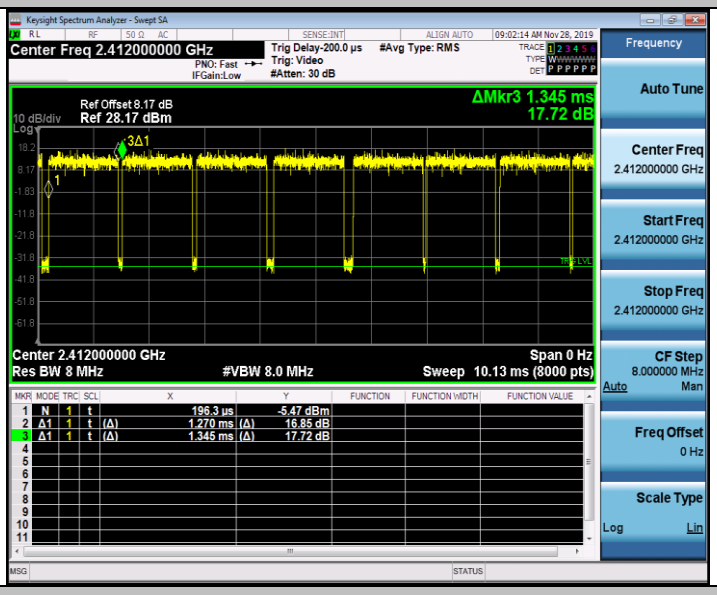

11N20SISO_Ant1_2437

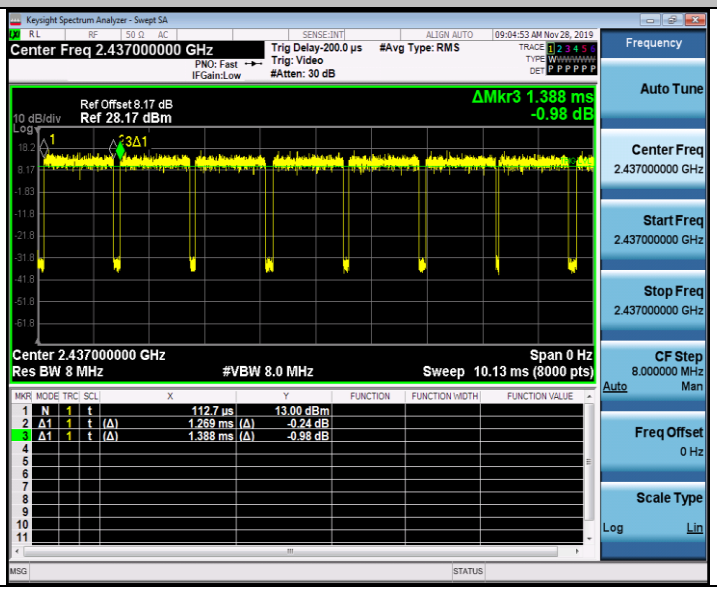

11N20SISO_Ant1_2462
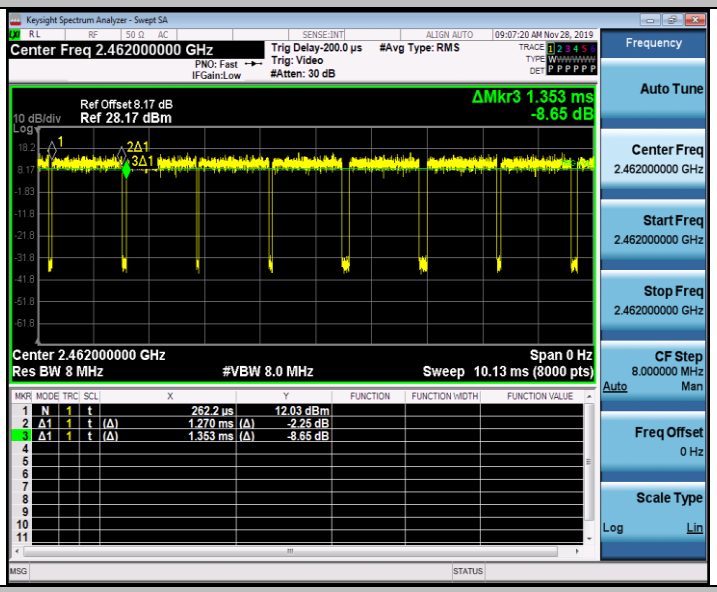

11N40SISO_Ant1_2422
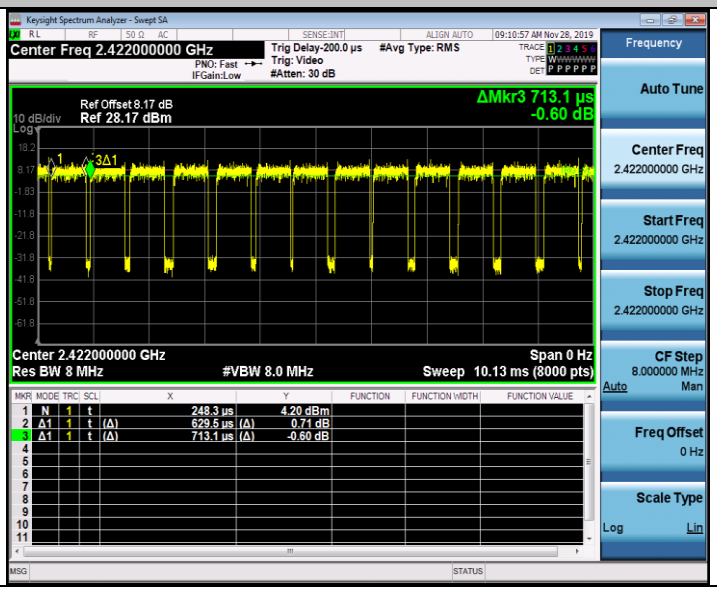

11N40SISO_Ant1_2437

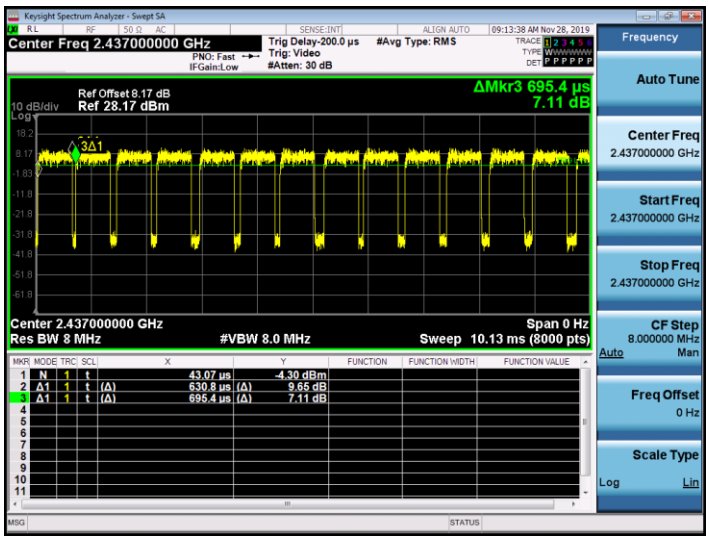

11N40SISO_Ant1_2452

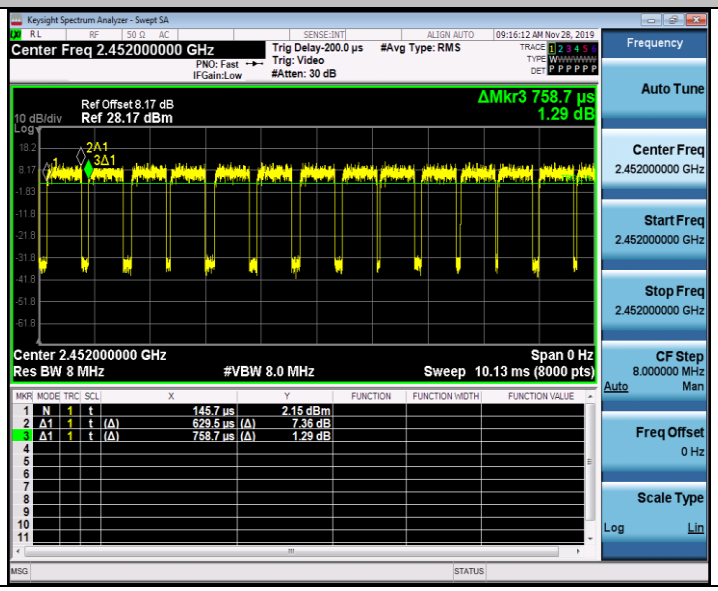

Appendix E: Maximum power spectral density

Test Result

TestMode	Antenna	Channel	DT (%)	10 log (1/x)	Result [dBm/30kHz]	Result [dBm/3kHz]	Limit [dBm/3kHz]	Verdict
11B	Ant1	2412	98.66	0.06	-8.95	-18.95	<=8	PASS
		2437	98.33	0.07	-10.75	-20.75	<=8	PASS
		2462	99.42	0.03	-10.68	-20.68	<=8	PASS
11G	Ant1	2412	89.18	0.50	-13.63	-23.63	<=8	PASS
		2437	91.85	0.37	-13.93	-23.93	<=8	PASS
		2462	89.18	0.50	-13.96	-23.96	<=8	PASS
11N20SISO	Ant1	2412	94.44	0.25	-14.36	-24.36	<=8	PASS
		2437	91.42	0.39	-14.33	-24.33	<=8	PASS
		2462	93.91	0.27	-15	-25	<=8	PASS
11N40SISO	Ant1	2422	88.28	0.54	-17.3	-27.3	<=8	PASS
		2437	90.71	0.42	-17.45	-27.45	<=8	PASS
		2452	82.97	0.81	-18	-28	<=8	PASS

Note:

The duty cycle factor has been compensated to the “offset “of the spectrum analyser.

calculating the RBW=3kHz value

-8.95 (AV.PSD At RBW=30kHz)-10*log(30/3)=-18.95(AV.PSD At RBW=3kHz)

Test Graphs

11B_Ant1_2412

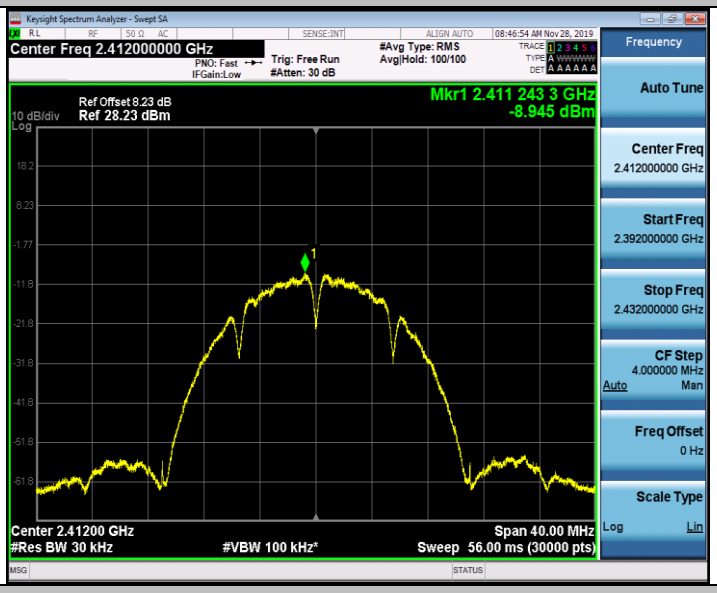

11B_Ant1_2437

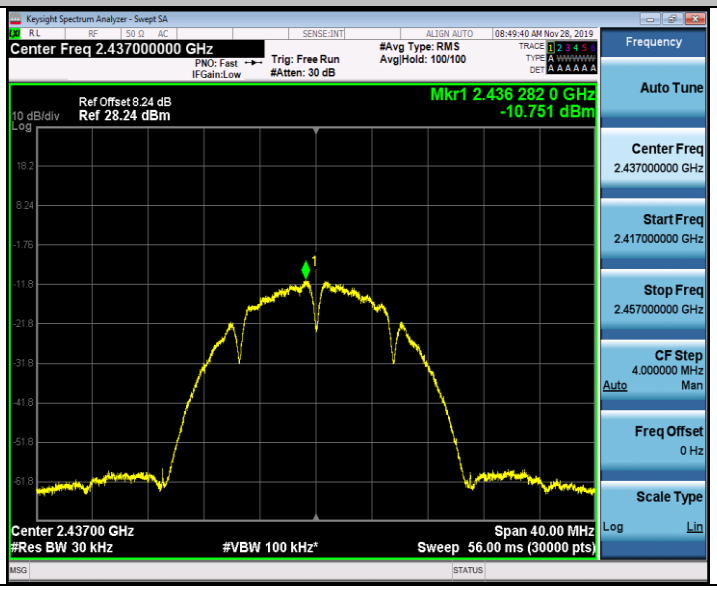

11B_Ant1_2462
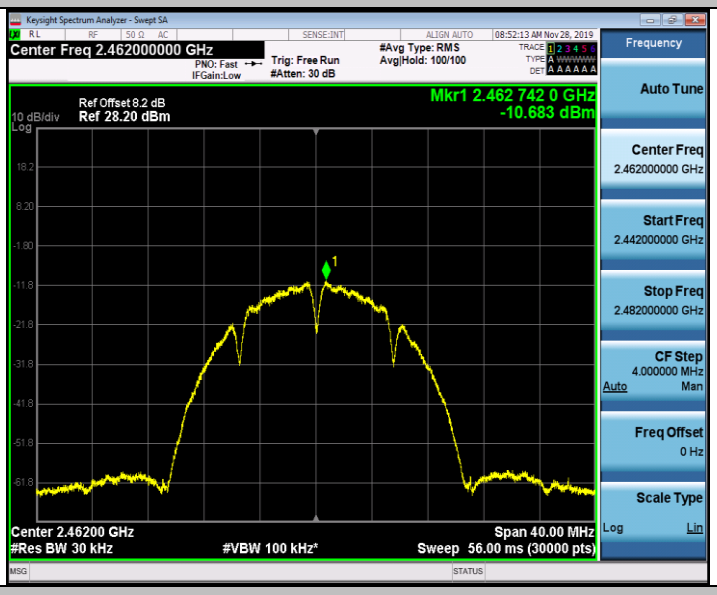

11G_Ant1_2412
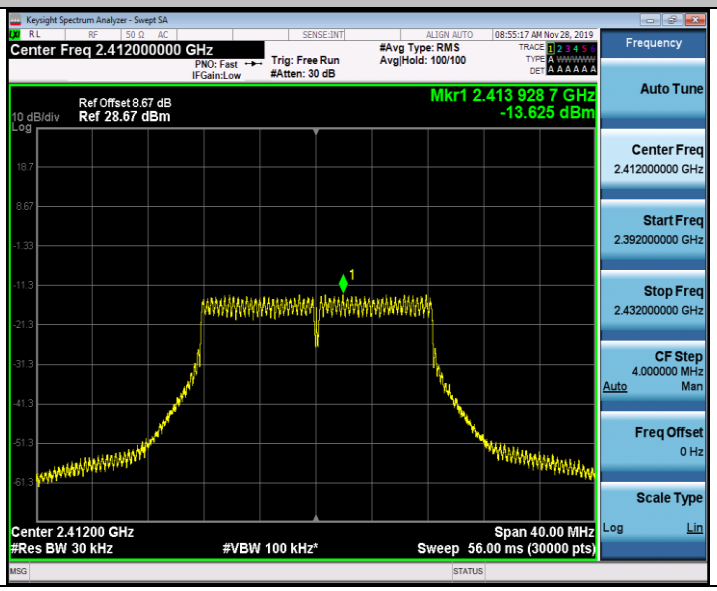

11G_Ant1_2437
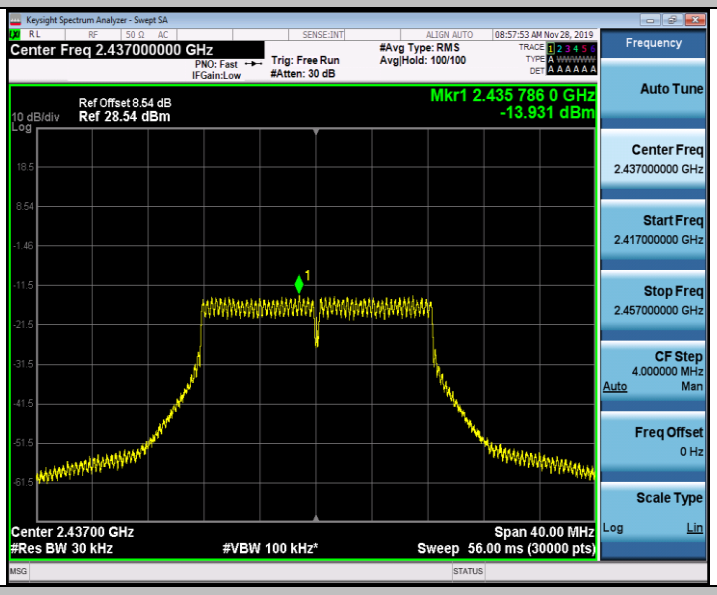

11G_Ant1_2462
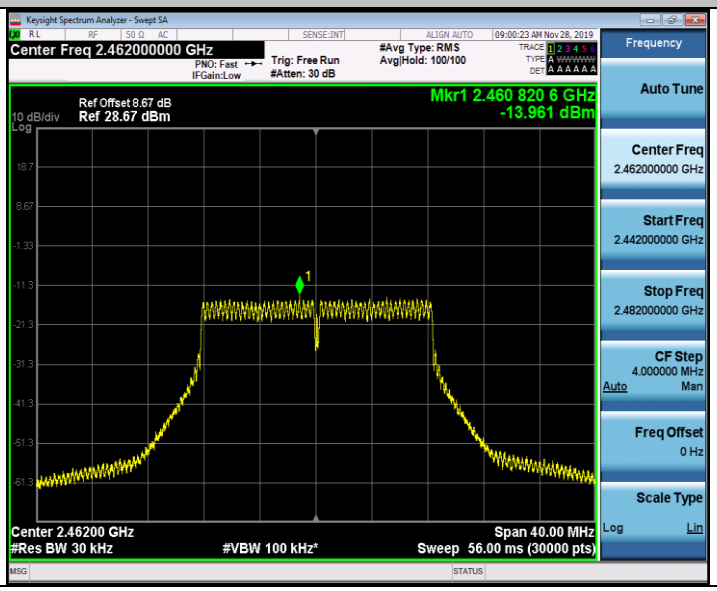

11N20SISO_Ant1_2412

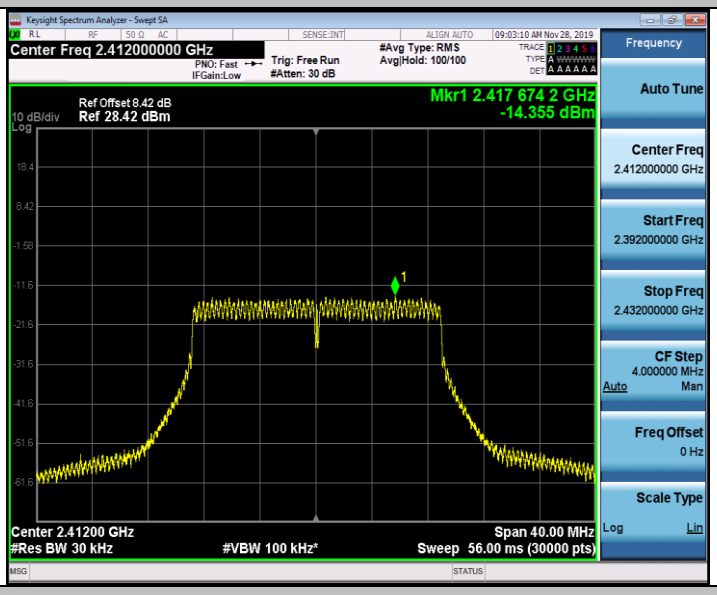

11N20SISO_Ant1_2437

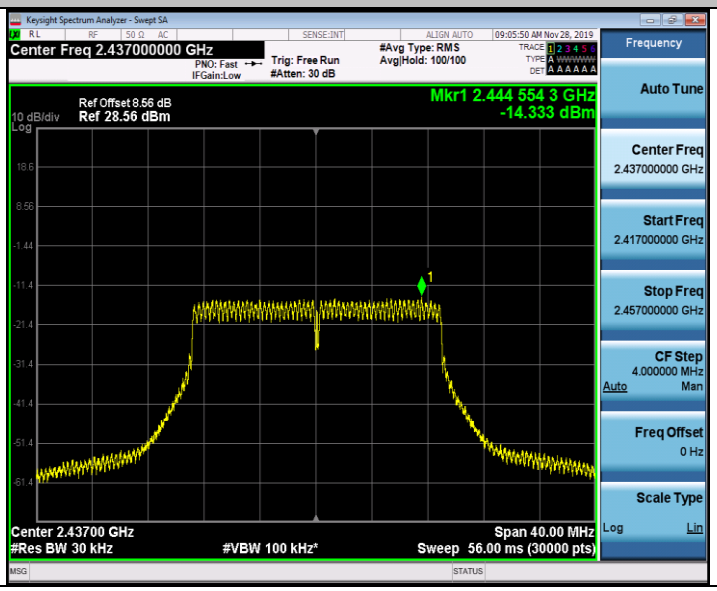

11N20SISO_Ant1_2462
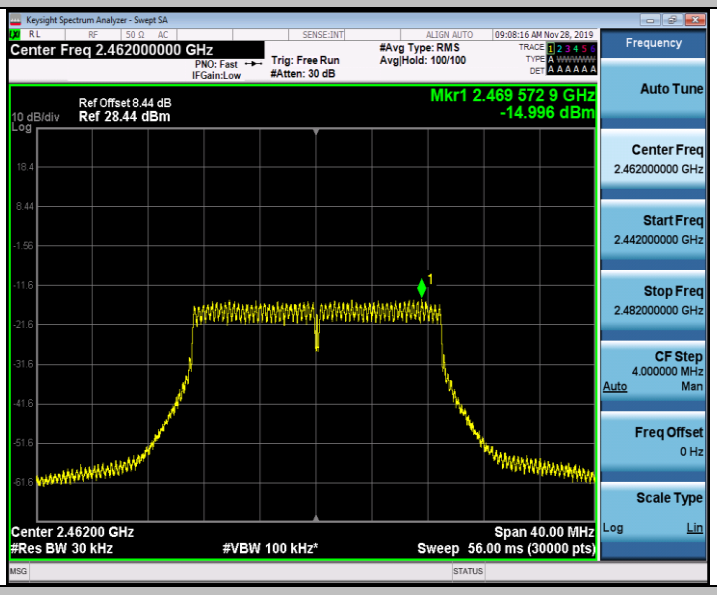

11N40SISO_Ant1_2422
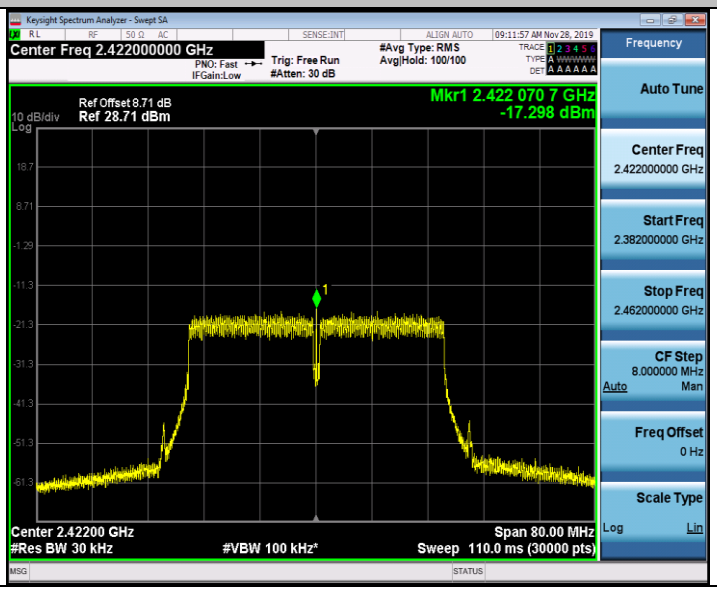

11N40SISO_Ant1_2437
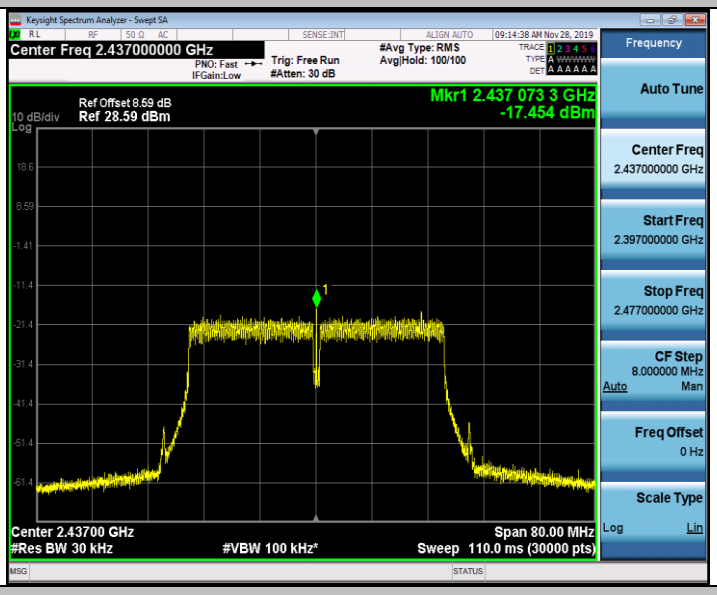

11N40SISO_Ant1_2452
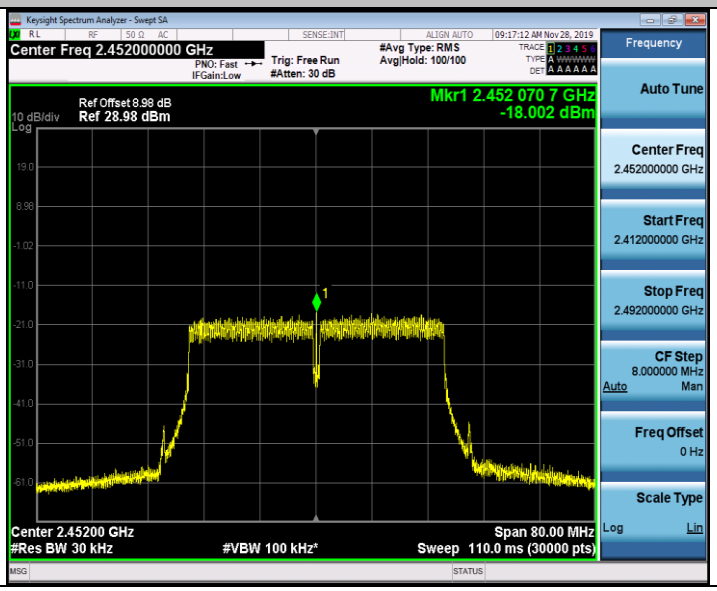

Appendix F: Band edge measurements

Test Result

TestMode	Antenna	ChName	Channel	RefLevel[dBm]	Result[dBm]	Limit[dBm]	Verdict
11B	Ant1	Low	2412	4.44	-42.52	<=-25.56	PASS
		High	2462	2.45	-46.35	<=-27.55	PASS
11G	Ant1	Low	2412	-0.85	-34.38	<=-30.85	PASS
		High	2462	-1.59	-46.86	<=-31.59	PASS
11N20SISO	Ant1	Low	2412	-0.72	-37.33	<=-30.72	PASS
		High	2462	-1.23	-45.94	<=-31.23	PASS
11N40SISO	Ant1	Low	2422	-4.70	-38.37	<=-34.7	PASS
		High	2452	-5.18	-42.34	<=-35.18	PASS

Test Graphs

11B_Ant1_Low_2412

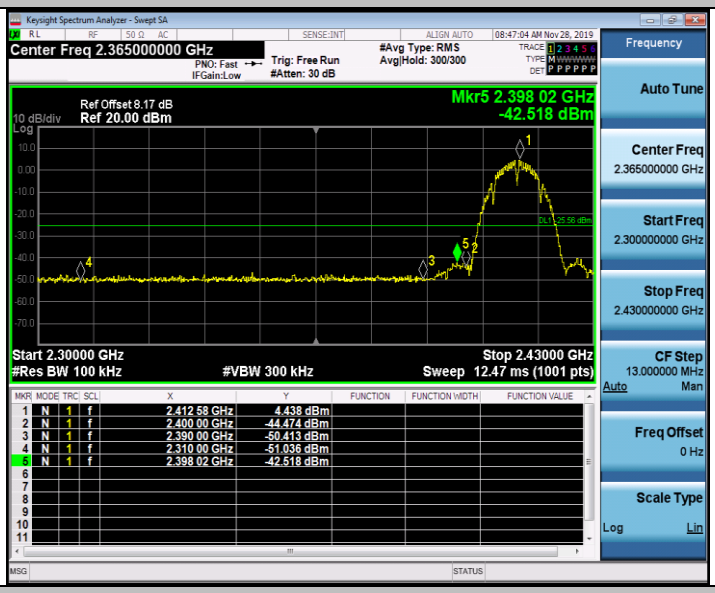

11B_Ant1_High_2462

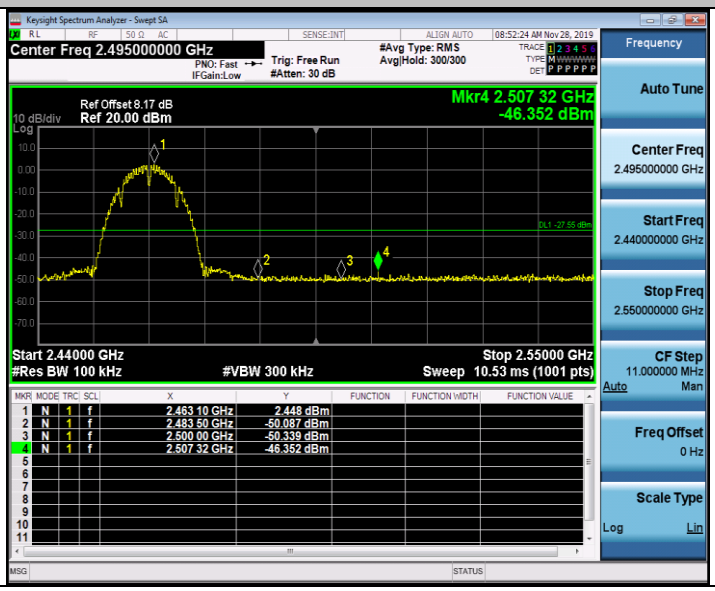

11G_Ant1_Low_2412

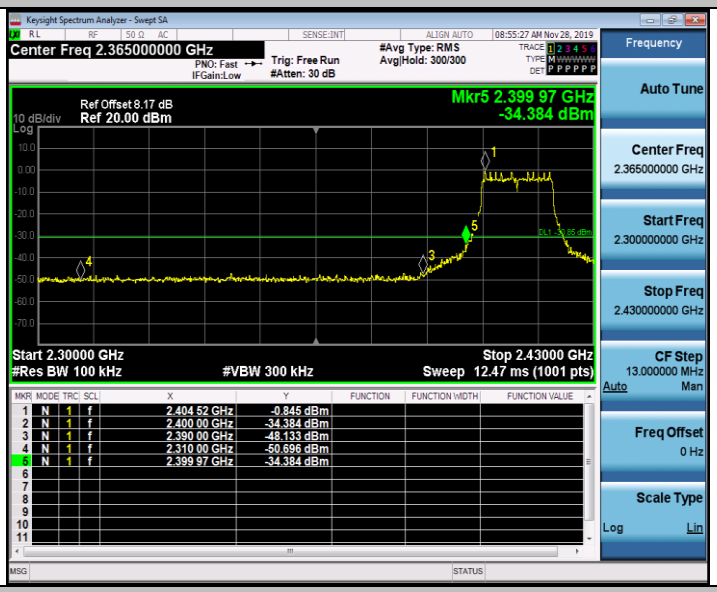

11G_Ant1_High_2462

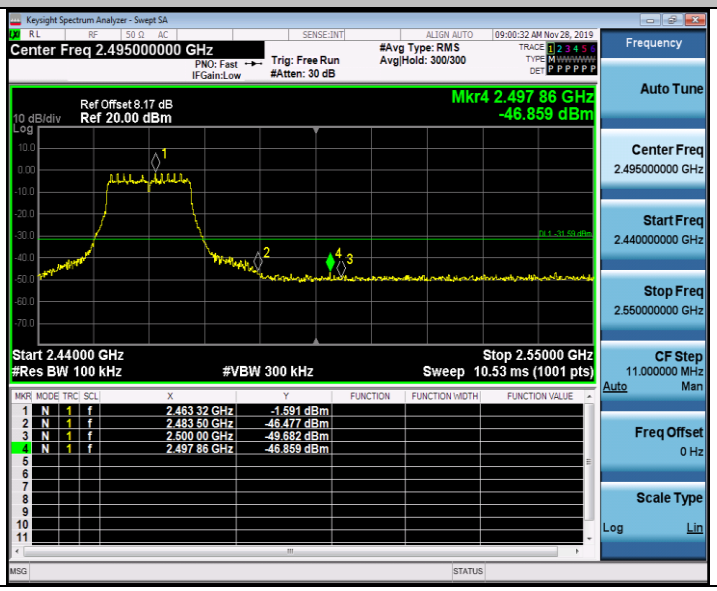

11N20SISO_Ant1_Low_2412

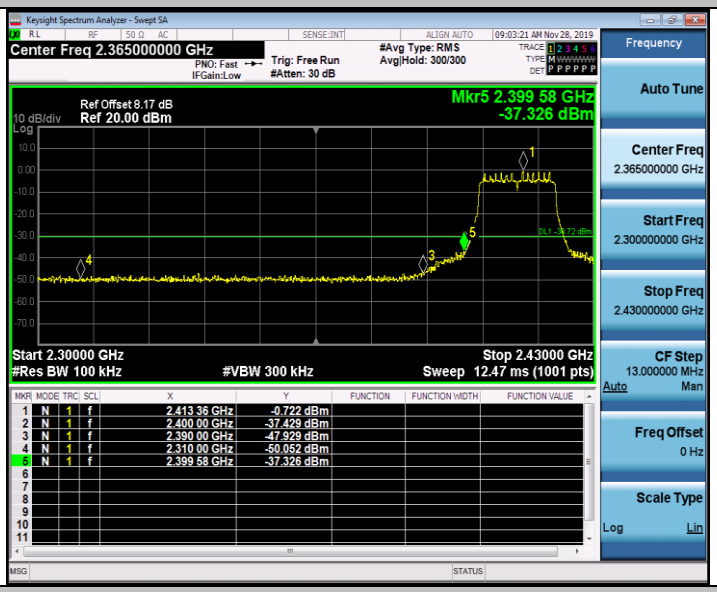

11N20SISO_Ant1_High_2462

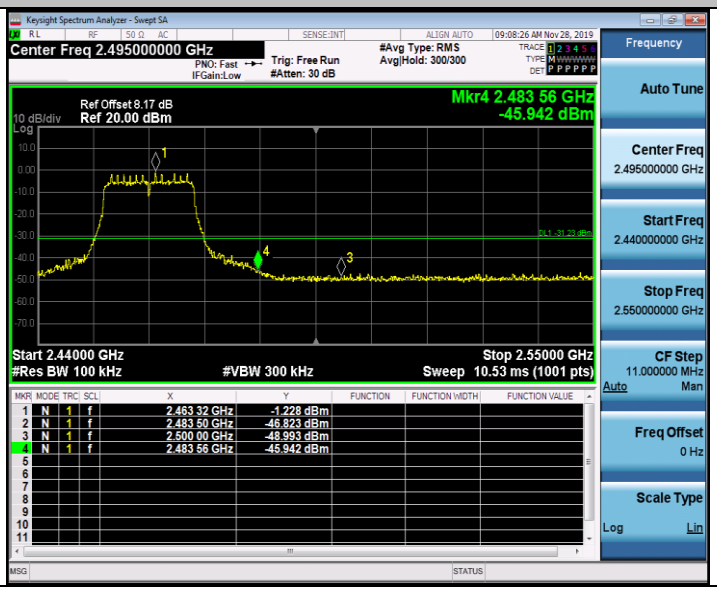

11N40SISO_Ant1_Low_2422

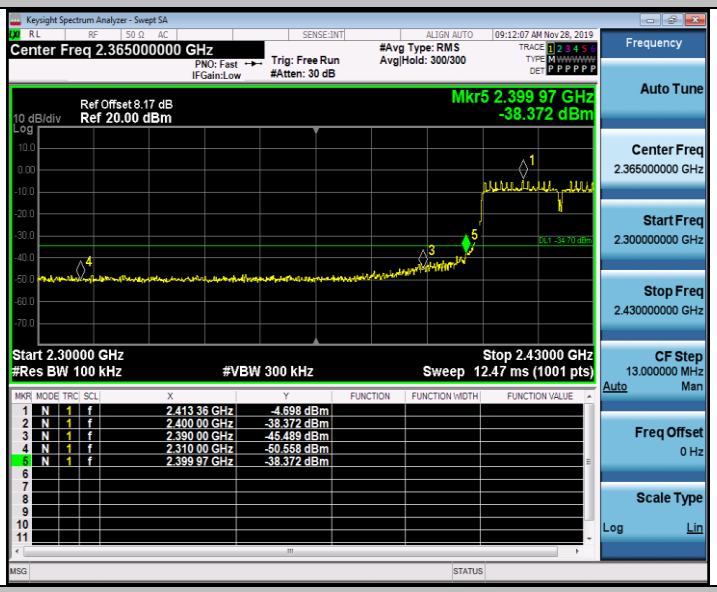

11N40SISO_Ant1_High_2452

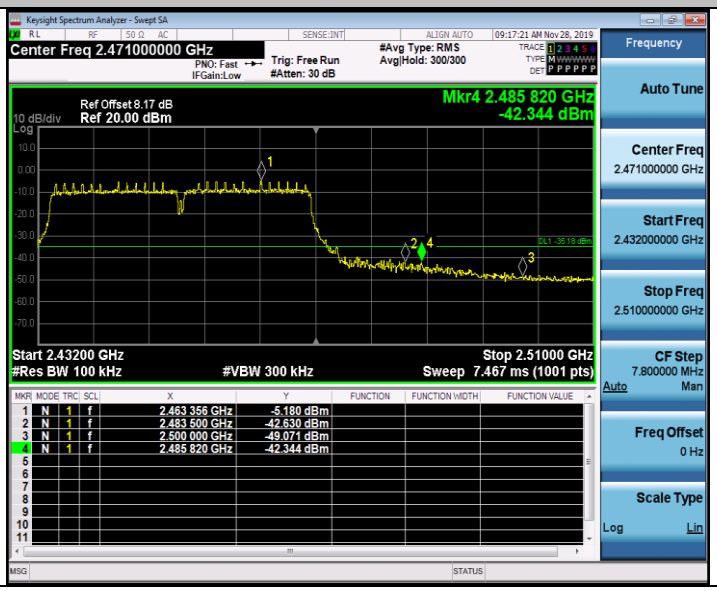

Appendix G: Conducted Spurious Emission

Test Result

TestMode	Antenna	Channel	FreqRange [Mhz]	RefLevel [dBm]	Result [dBm]	Limit [dBm]	Verdict
11B	Ant1	2412	Reference	4.03	4.03	---	PASS
			30~1000	30~1000	-66.785	<=-25.969	PASS
			1000~26500	1000~26500	-35.54	<=-25.969	PASS
		2437	Reference	1.99	1.99	---	PASS
			30~1000	30~1000	-66.657	<=-28.006	PASS
			1000~26500	1000~26500	-37.068	<=-28.006	PASS
		2462	Reference	1.96	1.96	---	PASS
			30~1000	30~1000	-66.545	<=-28.043	PASS
			1000~26500	1000~26500	-37.468	<=-28.043	PASS
11G	Ant1	2412	Reference	-0.69	-0.69	---	PASS
			30~1000	30~1000	-67.503	<=-30.69	PASS
			1000~26500	1000~26500	-45.776	<=-30.69	PASS
		2437	Reference	-0.82	-0.82	---	PASS
			30~1000	30~1000	-66.737	<=-30.823	PASS
			1000~26500	1000~26500	-44.928	<=-30.823	PASS
		2462	Reference	-1.64	-1.64	---	PASS
			30~1000	30~1000	-67.046	<=-31.637	PASS
			1000~26500	1000~26500	-46.062	<=-31.637	PASS
11N20SISO	Ant1	2412	Reference	-0.98	-0.98	---	PASS
			30~1000	30~1000	-66.827	<=-30.975	PASS
			1000~26500	1000~26500	-47.753	<=-30.975	PASS
		2437	Reference	-1.30	-1.30	---	PASS
			30~1000	30~1000	-66.618	<=-31.297	PASS
			1000~26500	1000~26500	-45.815	<=-31.297	PASS
		2462	Reference	-2.31	-2.31	---	PASS
			30~1000	30~1000	-67.286	<=-32.307	PASS
			1000~26500	1000~26500	-45.906	<=-32.307	PASS
11N40SISO	Ant1	2422	Reference	-4.90	-4.90	---	PASS
			30~1000	30~1000	-67.202	<=-34.899	PASS
			1000~26500	1000~26500	-47.603	<=-34.899	PASS

		2437	Reference	-5.71	-5.71	---	PASS
			30~1000	30~1000	-67.117	<=-35.705	PASS
			1000~26500	1000~26500	-46.459	<=-35.705	PASS
		2452	Reference	-5.23	-5.23	---	PASS
			30~1000	30~1000	-67.226	<=-35.231	PASS
			1000~26500	1000~26500	-48.382	<=-35.231	PASS

Test Graphs

11B_Ant1_2412_0~Reference

11B_Ant1_2412_30~1000

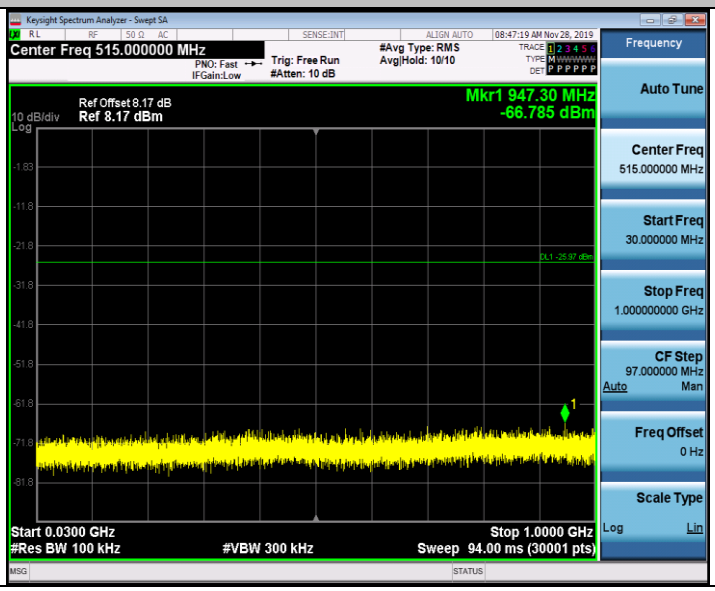

11B_Ant1_2412_1000~26500

11B_Ant1_2437_0~Reference

11B_Ant1_2437_30~1000

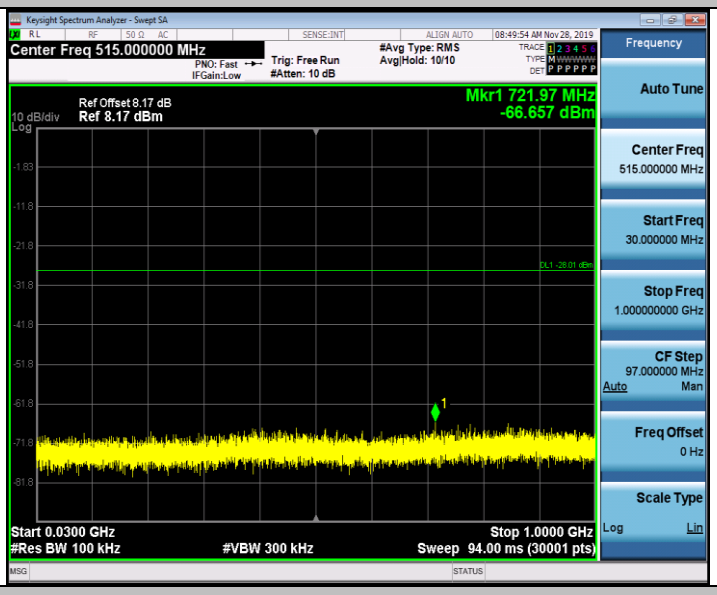

11B_Ant1_2437_1000~26500

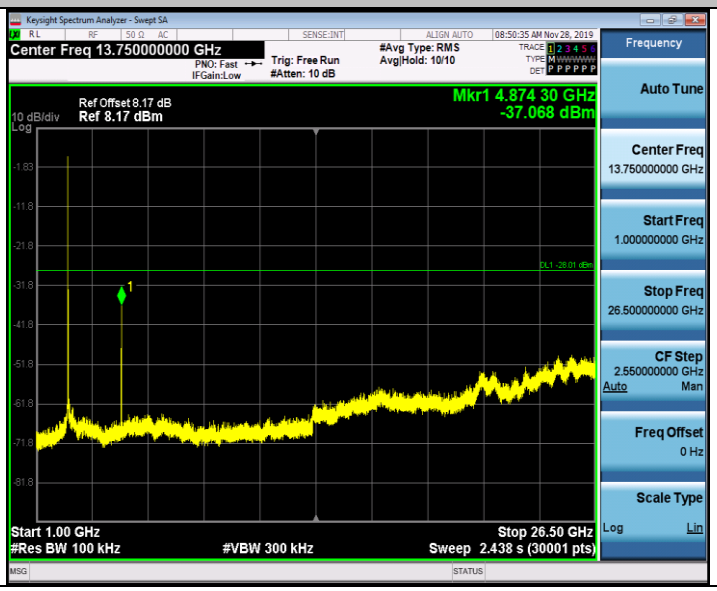

11B_Ant1_2462_0~Reference
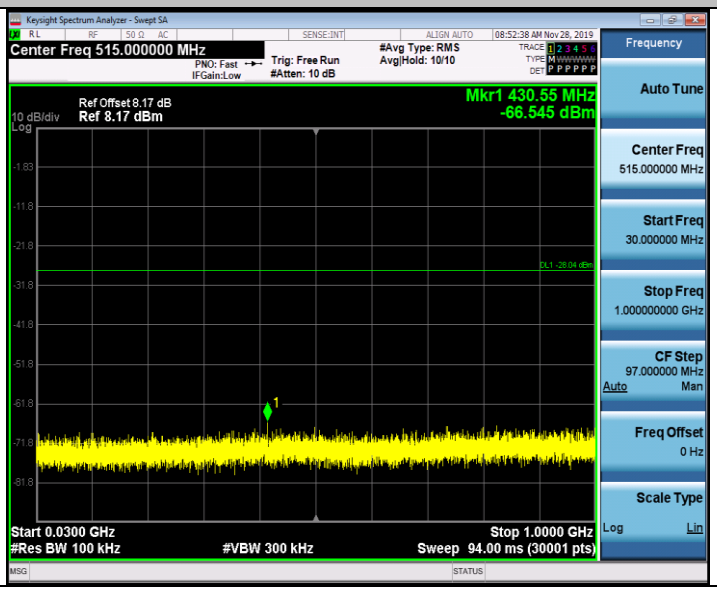
11B_Ant1_2462_30~1000