Test Laboratory: Huatongwei International Inspection Co., Ltd.,SAR Lab Date: 12/17/2020

WCDMA Band IV-Front of face

Communication System: UID 0, Generic UMTS (0); Frequency: 1752.6 MHz;Duty Cycle: 1:1
Medium parameters used (interpolated): f = 1752.6 MHz; σ = 1.333 S/m; ε_r = 41.179; ρ = 1000 kg/m^3

Phantom section: Flat Section
Ambient Temperature:22.7℃;Liquid Temperature:22.5℃;

DASY Configuration:

- Probe: EX3DV4 - SN7494; ConvF(8.92, 8.92, 8.92) @ 1752.6 MHz; Calibrated: 4/1/2020
- Sensor-Surface: 1.4mm (Mechanical Surface Detection)
- Electronics: DAE4 Sn1549; Calibrated: 4/4/2020
- Phantom: Twin-SAM V8.0 ; Type: QD 000 P41 AA; Serial: 1974
- DASY52 52.10.2(1495); SEMCAD X 14.6.12(7450)

Front of face/CH 1513/Area Scan (61x121x1): Interpolated grid: dx=1.500 mm, dy=1.500 mm
Maximum value of SAR (interpolated) = 0.248 W/kg

Front of face/CH 1513/Zoom Scan (5x5x7)/Cube 0: Measurement grid: dx=8mm, dy=8mm, dz=5mm
Reference Value = 8.295 V/m; Power Drift = 0.01 dB
Peak SAR (extrapolated) = 0.284 W/kg
SAR(1 g) = 0.173 W/kg; SAR(10 g) = 0.110 W/kg
Maximum value of SAR (measured) = 0.242 W/kg

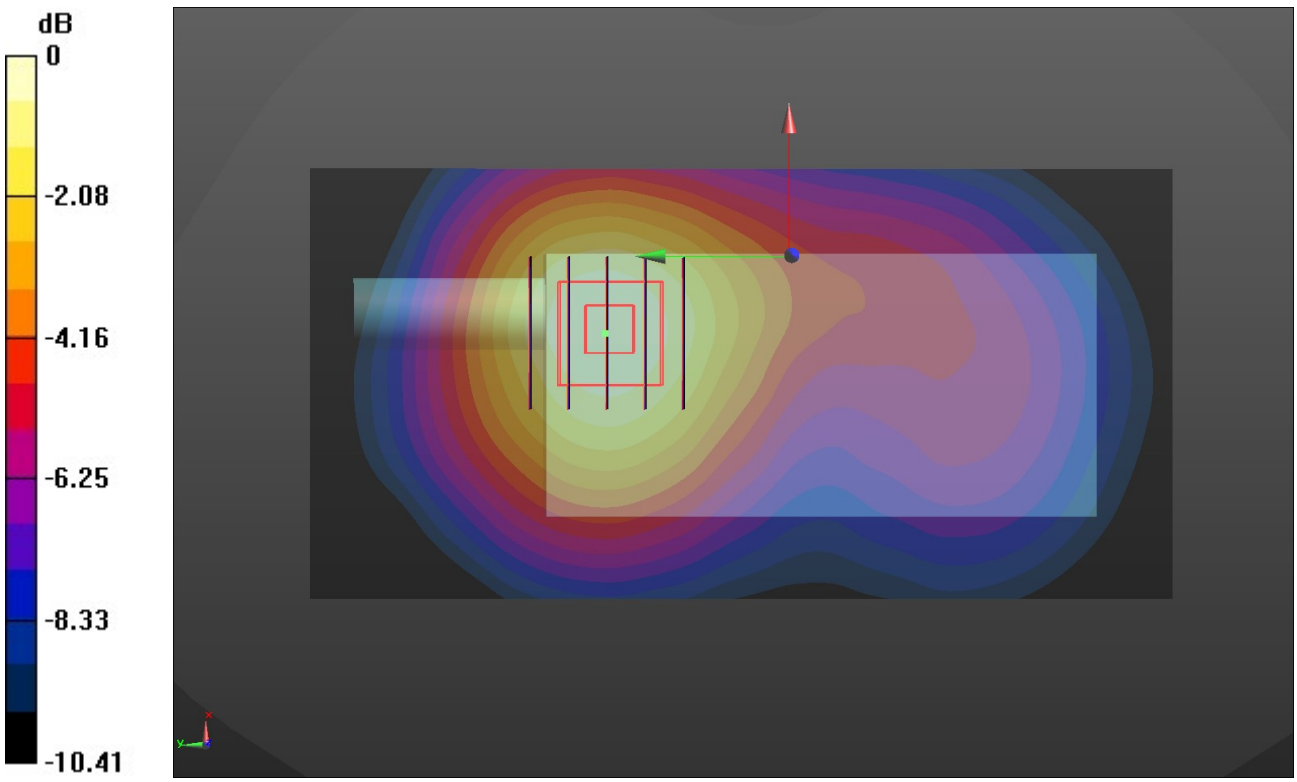

0 dB = 0.242 W/kg = -6.16 dBW/kg

Plot No.1

Test Laboratory: Huatongwei International Inspection Co., Ltd.,SAR Lab Date: 12/17/2020

WCDMA Band V-Front of face

Communication System: UID 0, Generic UMTS (0); Frequency: 836.6 MHz;Duty Cycle: 1:1
Medium parameters used (interpolated): f = 836.6 MHz; σ = 0.915 S/m; ε_r = 42.703; ρ = 1000 kg/m^3
Phantom section: Flat Section
Ambient Temperature:22.5°C;Liquid Temperature:22.3°C;

DASY Configuration:

- Probe: EX3DV4 - SN7494; ConvF(10.46, 10.46, 10.46) @ 836.6 MHz; Calibrated: 4/1/2020
- Sensor-Surface: 1.4mm (Mechanical Surface Detection)
- Electronics: DAE4 Sn1549; Calibrated: 4/4/2020
- Phantom: Twin-SAM V8.0 ; Type: QD 000 P41 AA; Serial: 1974
- DASY52 52.10.2(1495); SEMCAD X 14.6.12(7450)

Front of face/CH 4183/Area Scan (61x121x1): Interpolated grid: dx=1.500 mm, dy=1.500 mm
Maximum value of SAR (interpolated) = 0.288 W/kg

Front of face/CH 4183/Zoom Scan (5x5x7)/Cube 0: Measurement grid: dx=8mm, dy=8mm, dz=5mm
Reference Value = 18.24 V/m; Power Drift = 0.03 dB
Peak SAR (extrapolated) = 0.326 W/kg
SAR(1 g) = 0.230 W/kg; SAR(10 g) = 0.168 W/kg
Maximum value of SAR (measured) = 0.291 W/kg

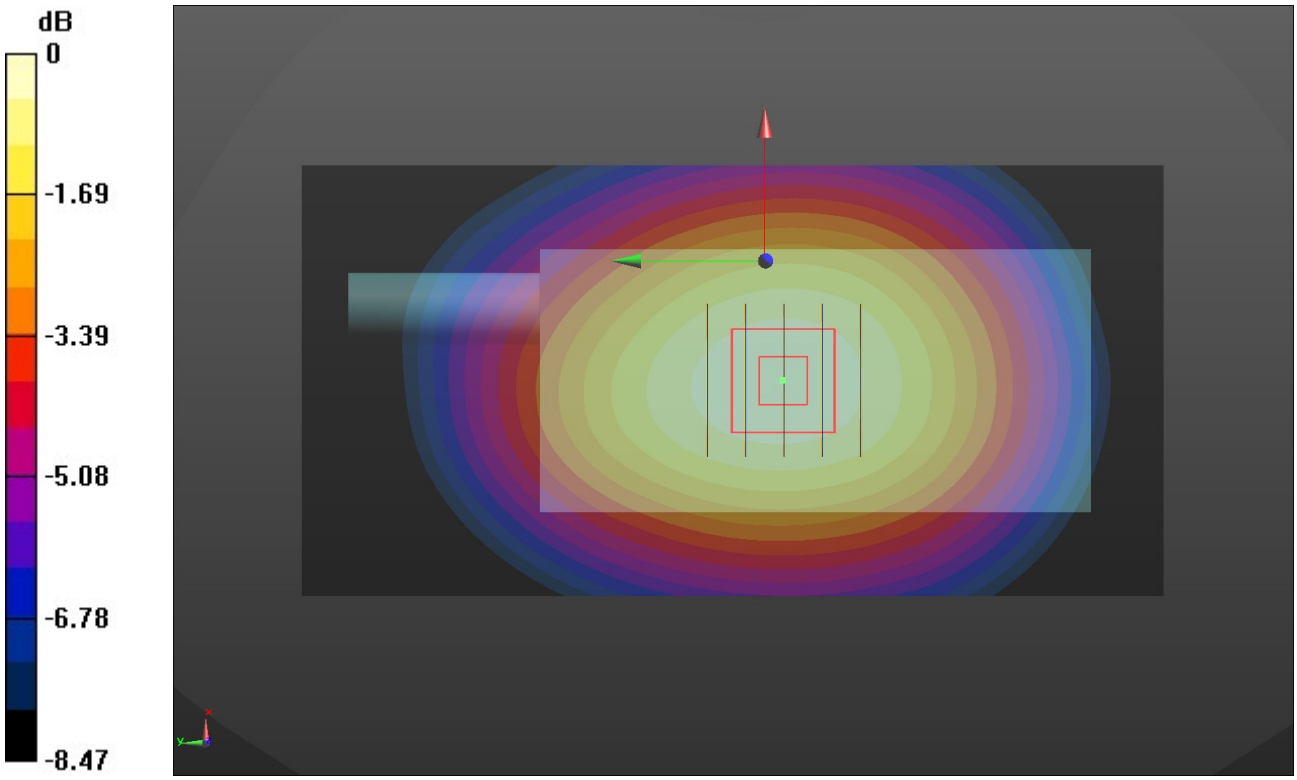

0 dB = 0.291 W/kg = -5.36 dBW/kg

Test Laboratory: Huatongwei International Inspection Co., Ltd.,SAR Lab Date: 12/17/2020

LTE Band 4-Front of face

Communication System: UID 0, Generic LTE-FDD (0); Frequency: 1720 MHz;Duty Cycle: 1:1
Medium parameters used: f = 1720 MHz; σ = 1.316 S/m; ε_r = 41.207; ρ = 1000 kg/m^3
Phantom section: Flat Section
Ambient Temperature:22.3°C;Liquid Temperature:22.1°C;

DASY Configuration:

- Probe: EX3DV4 - SN7494; ConvF(8.92, 8.92, 8.92) @ 1720 MHz; Calibrated: 4/1/2020
- Sensor-Surface: 1.4mm (Mechanical Surface Detection)
- Electronics: DAE4 Sn1549; Calibrated: 4/4/2020
- Phantom: Twin-SAM V8.0 ; Type: QD 000 P41 AA; Serial: 1974
- DASY52 52.10.2(1495); SEMCAD X 14.6.12(7450)

Front of face/CH 20050/Area Scan (61x121x1): Interpolated grid: dx=1.500 mm, dy=1.500 mm
Maximum value of SAR (interpolated) = 0.268 W/kg

Front of face/CH 20050/Zoom Scan (5x5x7)/Cube 0: Measurement grid: dx=8mm, dy=8mm, dz=5mm
Reference Value = 11.17 V/m; Power Drift = -0.07 dB
Peak SAR (extrapolated) = 0.308 W/kg
SAR(1 g) = 0.190 W/kg; SAR(10 g) = 0.123 W/kg
Maximum value of SAR (measured) = 0.263 W/kg

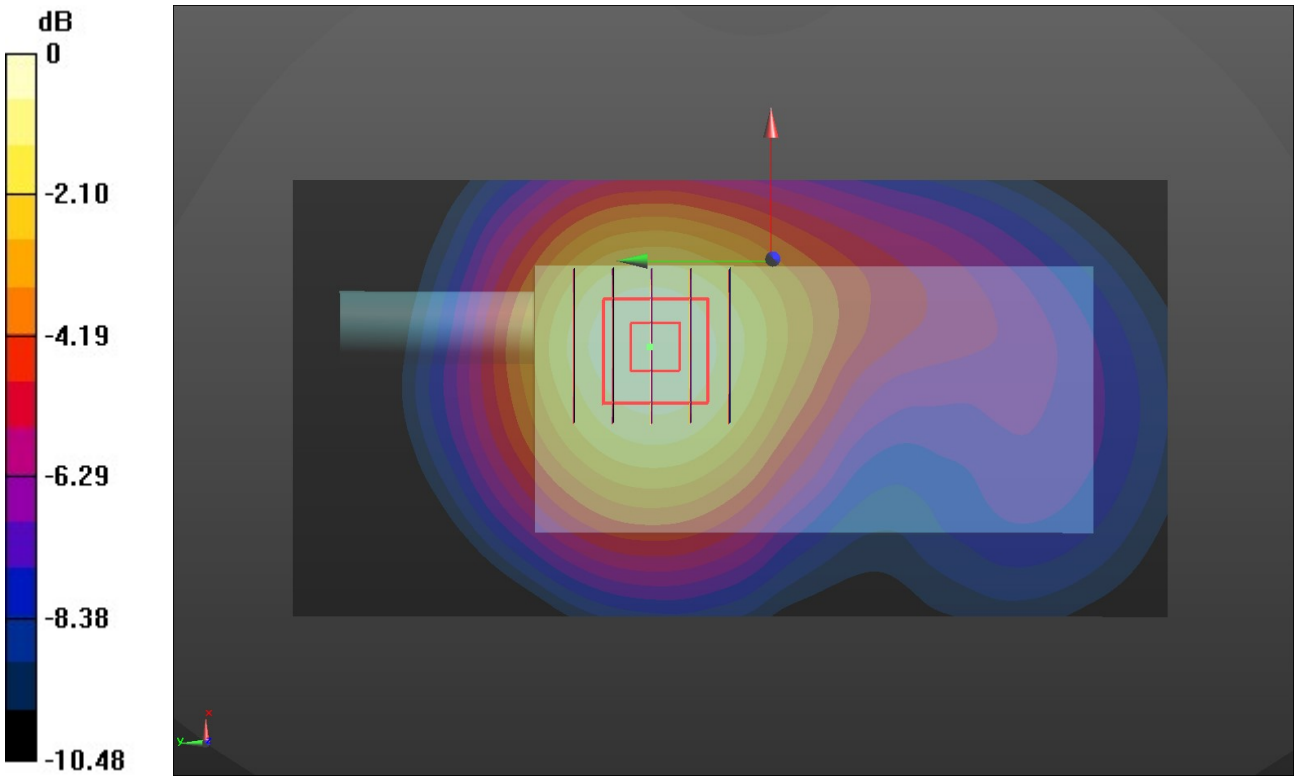

0 dB = 0.263 W/kg = -5.80 dBW/kg

Test Laboratory: Huatongwei International Inspection Co., Ltd.,SAR Lab Date: 12/17/2020

LTE Band 5-Front of face

Communication System: UID 0, Generic LTE-FDD (0); Frequency: 829 MHz;Duty Cycle: 1:1
Medium parameters used (interpolated): f = 829 MHz; σ = 0.912 S/m; ε_r = 42.707; ρ = 1000 kg/m^3
Phantom section: Flat Section
Ambient Temperature:22.1°C;Liquid Temperature:21.9°C;

DASY Configuration:

- Probe: EX3DV4 - SN7494; ConvF(10.46, 10.46, 10.46) @ 829 MHz; Calibrated: 4/1/2020
- Sensor-Surface: 1.4mm (Mechanical Surface Detection)
- Electronics: DAE4 Sn1549; Calibrated: 4/4/2020
- Phantom: Twin-SAM V8.0 ; Type: QD 000 P41 AA; Serial: 1974
- DASY52 52.10.2(1495); SEMCAD X 14.6.12(7450)

Front of face/CH 20450/Area Scan (61x121x1): Interpolated grid: dx=1.500 mm, dy=1.500 mm
Maximum value of SAR (interpolated) = 0.274 W/kg

Front of face/CH 20450/Zoom Scan (5x5x7)/Cube 0: Measurement grid: dx=8mm, dy=8mm, dz=5mm
Reference Value = 17.09 V/m; Power Drift = 0.10 dB
Peak SAR (extrapolated) = 0.312 W/kg
SAR(1 g) = 0.223 W/kg; SAR(10 g) = 0.165 W/kg
Maximum value of SAR (measured) = 0.277 W/kg

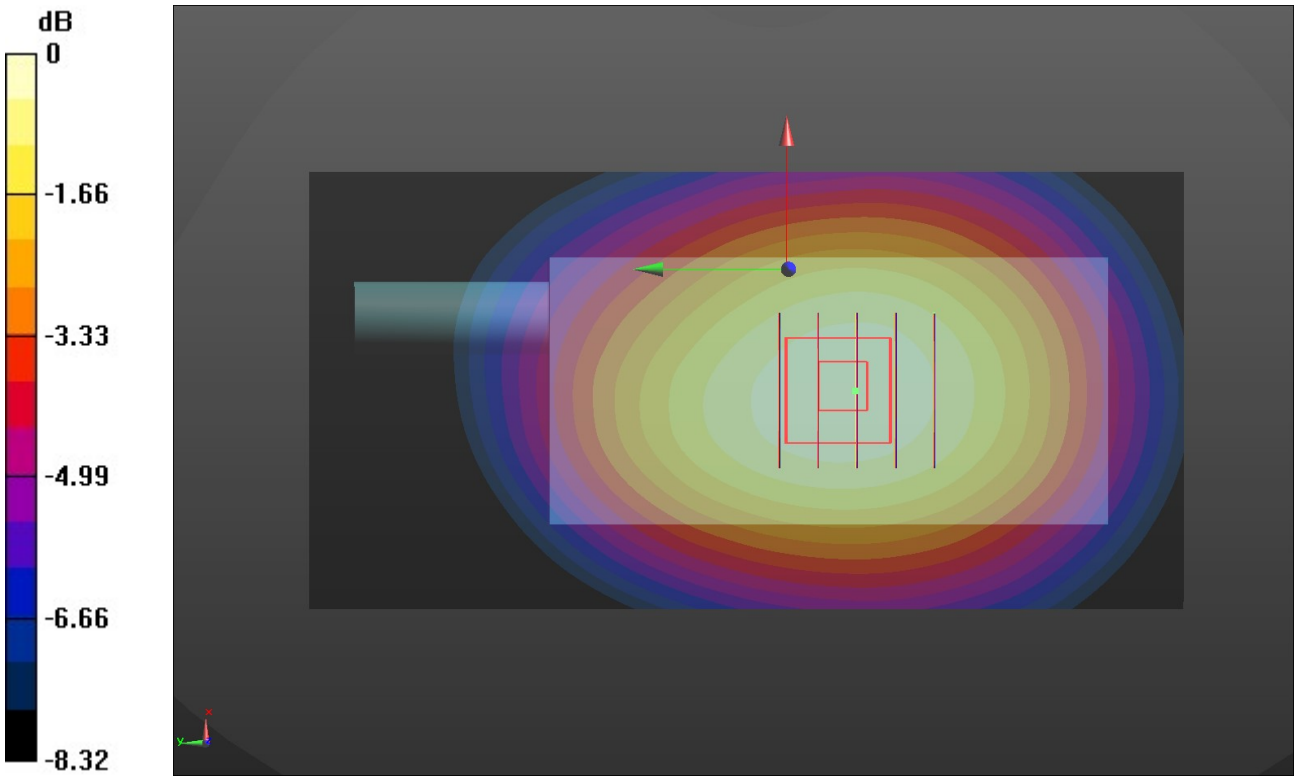

0 dB = 0.277 W/kg = -5.58 dBW/kg

Test Laboratory: Huatongwei International Inspection Co., Ltd.,SAR Lab Date: 12/18/2020

LTE Band 7-Front of face

Communication System: UID 0, Generic LTE-FDD (0); Frequency: 2560 MHz;Duty Cycle: 1:1
Medium parameters used: f = 2560 MHz; σ = 1.888 S/m; ε_r = 40.159; ρ = 1000 kg/m^3
Phantom section: Flat Section
Ambient Temperature:22.5°C;Liquid Temperature:22.3°C;

DASY Configuration:

- Probe: EX3DV4 - SN7494; ConvF(7.72, 7.72, 7.72) @ 2560 MHz; Calibrated: 4/1/2020
- Sensor-Surface: 1.4mm (Mechanical Surface Detection)
- Electronics: DAE4 Sn1549; Calibrated: 4/4/2020
- Phantom: Twin-SAM V8.0 ; Type: QD 000 P41 AA; Serial: 1974
- DASY52 52.10.2(1495); SEMCAD X 14.6.12(7450)

Front of face/CH 21350/Area Scan (71x151x1): Interpolated grid: dx=1.200 mm, dy=1.200 mm
Maximum value of SAR (interpolated) = 0.165 W/kg

Front of face/CH 21350/Zoom Scan (7x7x7)/Cube 0: Measurement grid: dx=5mm, dy=5mm, dz=5mm
Reference Value = 8.453 V/m; Power Drift = 0.06 dB
Peak SAR (extrapolated) = 0.208 W/kg
SAR(1 g) = 0.112 W/kg; SAR(10 g) = 0.067 W/kg
Maximum value of SAR (measured) = 0.169 W/kg

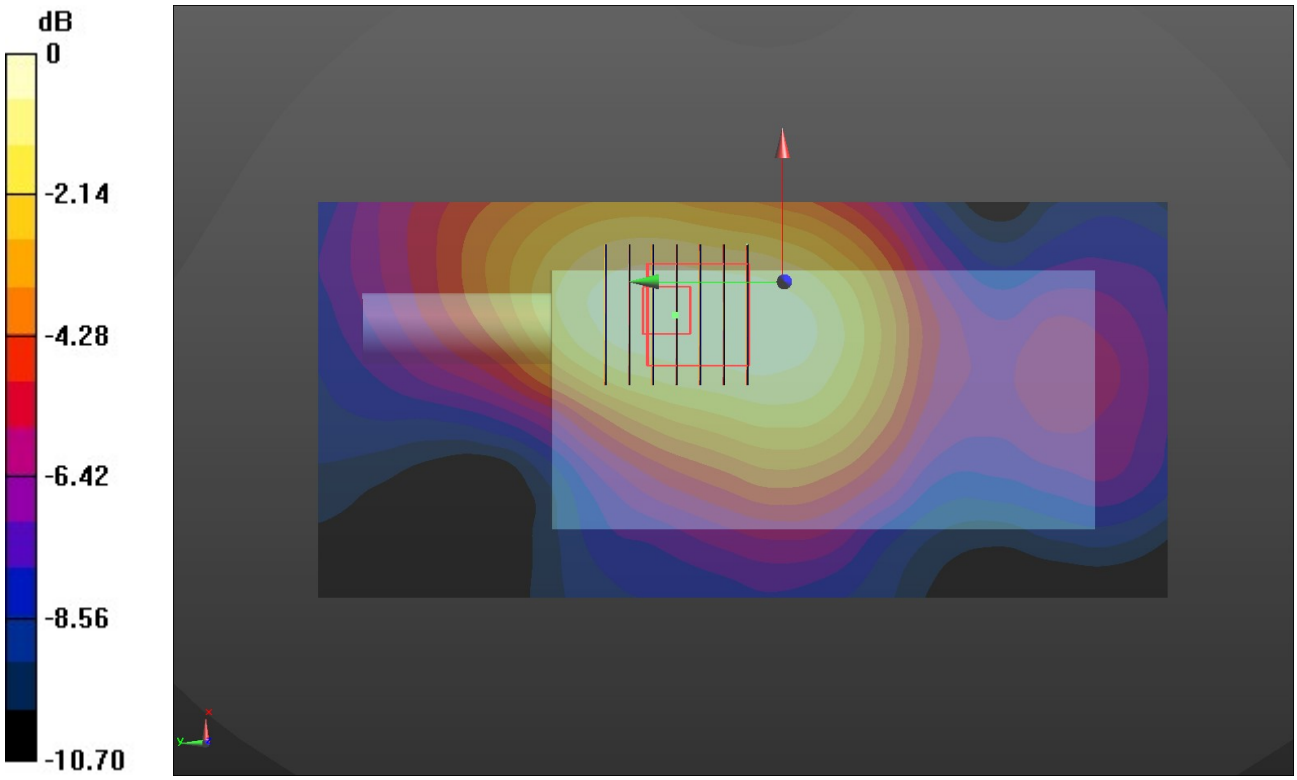

0 dB = 0.169 W/kg = -7.72 dBW/kg

Test Laboratory: Huatongwei International Inspection Co., Ltd.,SAR Lab Date: 12/18/2020

WiFi 2.4G-Front of face

Communication System: UID 0, Generic WIFI (0); Frequency: 2462 MHz;Duty Cycle: 1:1
Medium parameters used (interpolated): f = 2462 MHz; σ = 1.804 S/m; ε_r = 40.312; ρ = 1000 kg/m^3
Phantom section: Flat Section
Ambient Temperature:22.4°C;Liquid Temperature:22.2°C;

DASY Configuration:

- Probe: EX3DV4 - SN7494; ConvF(7.91, 7.91, 7.91) @ 2462 MHz; Calibrated: 4/1/2020
- Sensor-Surface: 1.4mm (Mechanical Surface Detection)
- Electronics: DAE4 Sn1549; Calibrated: 4/4/2020
- Phantom: Twin-SAM V8.0 ; Type: QD 000 P41 AA; Serial: 1974
- DASY52 52.10.2(1495); SEMCAD X 14.6.12(7450)

Front of face/CH 11/Area Scan (71x151x1): Interpolated grid: dx=1.200 mm, dy=1.200 mm
Maximum value of SAR (interpolated) = 0.0253 W/kg

Front of face/CH 11/Zoom Scan (7x7x7)/Cube 0: Measurement grid: dx=5mm, dy=5mm, dz=5mm
Reference Value = 2.659 V/m; Power Drift = -0.18 dB
Peak SAR (extrapolated) = 0.0280 W/kg
SAR(1 g) = 0.017 W/kg; SAR(10 g) = 0.011 W/kg
Maximum value of SAR (measured) = 0.0239 W/kg

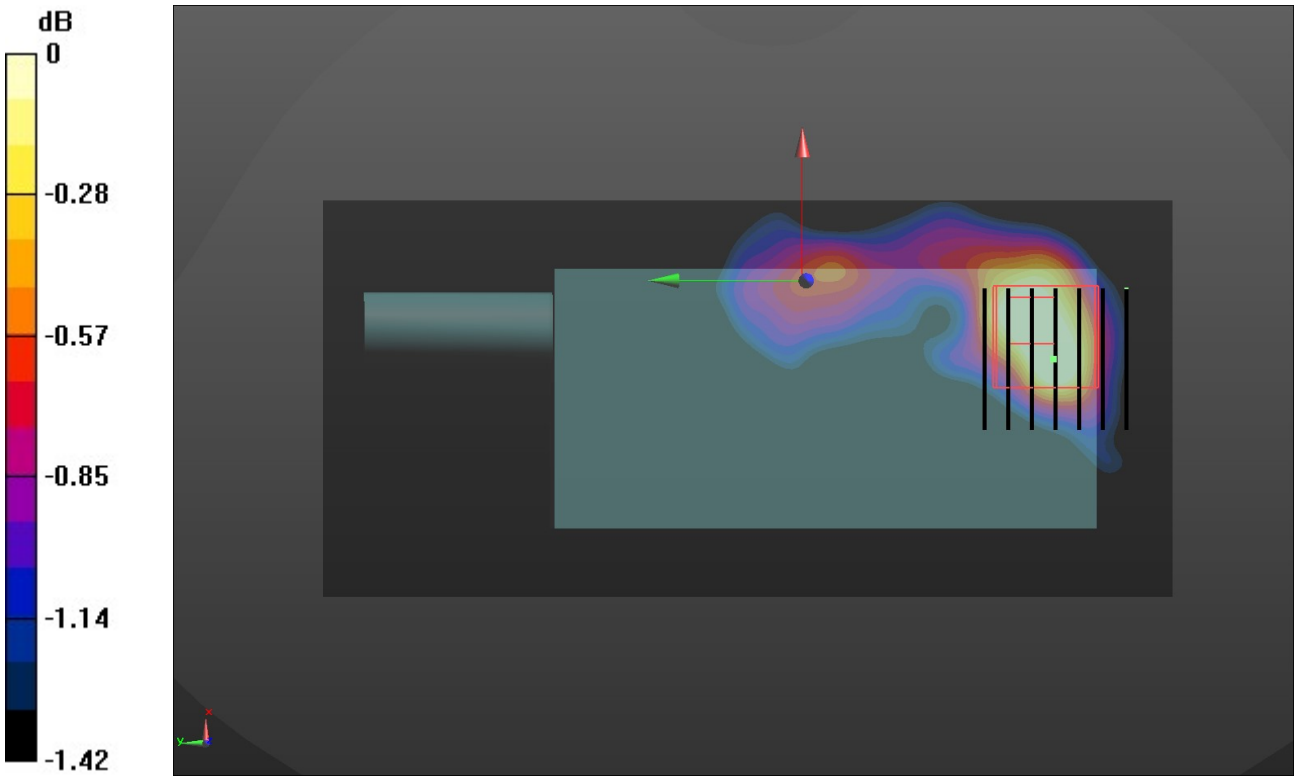

0 dB = 0.0239 W/kg = -16.22 dBW/kg

Test Laboratory: Huatongwei International Inspection Co., Ltd.,SAR Lab Date: 12/17/2020

WCDMA Band IV-Body

Communication System: UID 0, Generic UMTS (0); Frequency: 1752.6 MHz;Duty Cycle: 1:1
Medium parameters used (interpolated): f = 1752.6 MHz; σ = 1.333 S/m; ε_r = 41.179; ρ = 1000 kg/m^3

Phantom section: Flat Section
Ambient Temperature:22.8℃;Liquid Temperature:22.6℃;

DASY Configuration:

- Probe: EX3DV4 - SN7494; ConvF(8.92, 8.92, 8.92) @ 1752.6 MHz; Calibrated: 4/1/2020
- Sensor-Surface: 1.4mm (Mechanical Surface Detection)
- Electronics: DAE4 Sn1549; Calibrated: 4/4/2020
- Phantom: Twin-SAM V8.0 ; Type: QD 000 P41 AA; Serial: 1974
- DASY52 52.10.2(1495); SEMCAD X 14.6.12(7450)

Front/CH 1513/Area Scan (61x121x1): Interpolated grid: dx=1.500 mm, dy=1.500 mm
Maximum value of SAR (interpolated) = 0.894 W/kg

Front/CH 1513/Zoom Scan (5x5x7)/Cube 0: Measurement grid: dx=8mm, dy=8mm, dz=5mm
Reference Value = 12.85 V/m; Power Drift = 0.04 dB
Peak SAR (extrapolated) = 1.05 W/kg
SAR(1 g) = 0.614 W/kg; SAR(10 g) = 0.368 W/kg
Maximum value of SAR (measured) = 0.882 W/kg

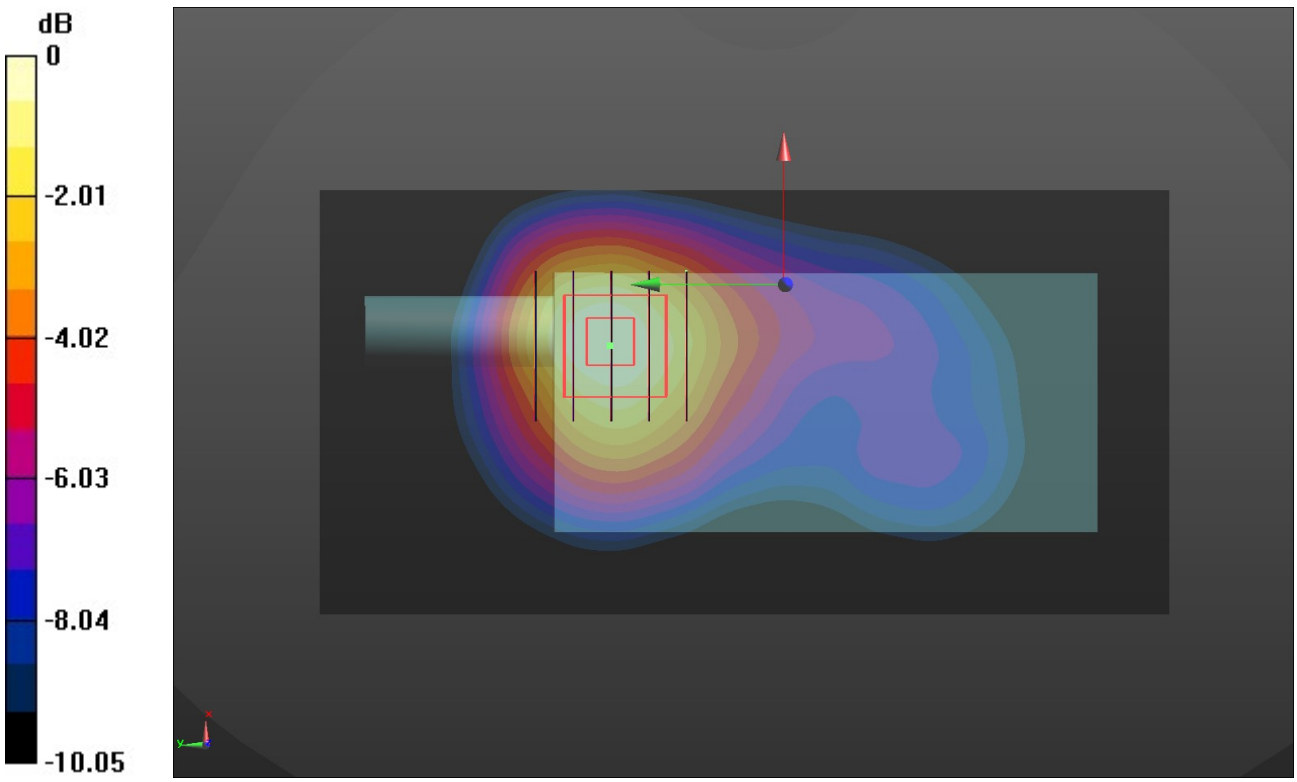

0 dB = 0.882 W/kg = -0.55 dBW/kg

Test Laboratory: Huatongwei International Inspection Co., Ltd.,SAR Lab Date: 12/17/2020

WCDMA Band V-Body

Communication System: UID 0, Generic UMTS (0); Frequency: 836.6 MHz;Duty Cycle: 1:1
Medium parameters used (interpolated): f = 836.6 MHz; σ = 0.915 S/m; ε_r = 42.703; ρ = 1000 kg/m^3
Phantom section: Flat Section
Ambient Temperature:22.6°C;Liquid Temperature:22.4°C;

DASY Configuration:

- Probe: EX3DV4 - SN7494; ConvF(10.46, 10.46, 10.46) @ 836.6 MHz; Calibrated: 4/1/2020
- Sensor-Surface: 1.4mm (Mechanical Surface Detection)
- Electronics: DAE4 Sn1549; Calibrated: 4/4/2020
- Phantom: Twin-SAM V8.0 ; Type: QD 000 P41 AA; Serial: 1974
- DASY52 52.10.2(1495); SEMCAD X 14.6.12(7450)

Front/CH 4183/Area Scan (61x121x1): Interpolated grid: dx=1.500 mm, dy=1.500 mm
Maximum value of SAR (interpolated) = 0.579 W/kg

Front/CH 4183/Zoom Scan (5x5x7)/Cube 0: Measurement grid: dx=8mm, dy=8mm, dz=5mm
Reference Value = 25.94 V/m; Power Drift = -0.04 dB
Peak SAR (extrapolated) = 0.648 W/kg
SAR(1 g) = 0.461 W/kg; SAR(10 g) = 0.335 W/kg
Maximum value of SAR (measured) = 0.580 W/kg

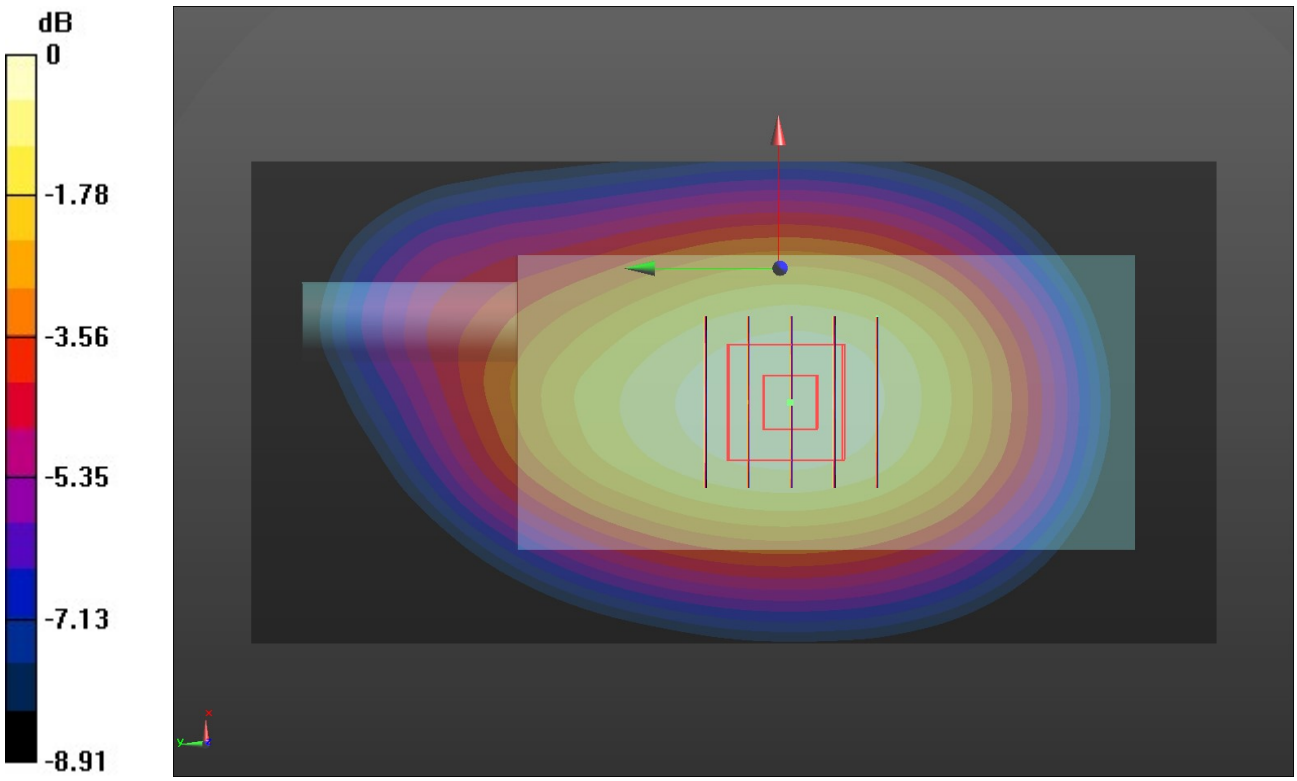

0 dB = 0.580 W/kg = -2.37 dBW/kg

Test Laboratory: Huatongwei International Inspection Co., Ltd.,SAR Lab Date: 12/17/2020

LTE Band 4-Body

Communication System: UID 0, Generic LTE-FDD (0); Frequency: 1720 MHz;Duty Cycle: 1:1
Medium parameters used: f = 1720 MHz; σ = 1.316 S/m; ε_r = 41.207; ρ = 1000 kg/m^3
Phantom section: Flat Section
Ambient Temperature:22.4°C;Liquid Temperature:22.2°C;

DASY Configuration:

- Probe: EX3DV4 - SN7494; ConvF(8.92, 8.92, 8.92) @ 1720 MHz; Calibrated: 4/1/2020
- Sensor-Surface: 1.4mm (Mechanical Surface Detection)
- Electronics: DAE4 Sn1549; Calibrated: 4/4/2020
- Phantom: Twin-SAM V8.0 ; Type: QD 000 P41 AA; Serial: 1974
- DASY52 52.10.2(1495); SEMCAD X 14.6.12(7450)

Front/CH 20050/Area Scan (61x121x1): Interpolated grid: dx=1.500 mm, dy=1.500 mm
Maximum value of SAR (interpolated) = 1.06 W/kg

Front/CH 20050/Zoom Scan (5x5x7)/Cube 0: Measurement grid: dx=8mm, dy=8mm, dz=5mm
Reference Value = 15.09 V/m; Power Drift = -0.10 dB
Peak SAR (extrapolated) = 1.23 W/kg
SAR(1 g) = 0.719 W/kg; SAR(10 g) = 0.429 W/kg
Maximum value of SAR (measured) = 1.04 W/kg

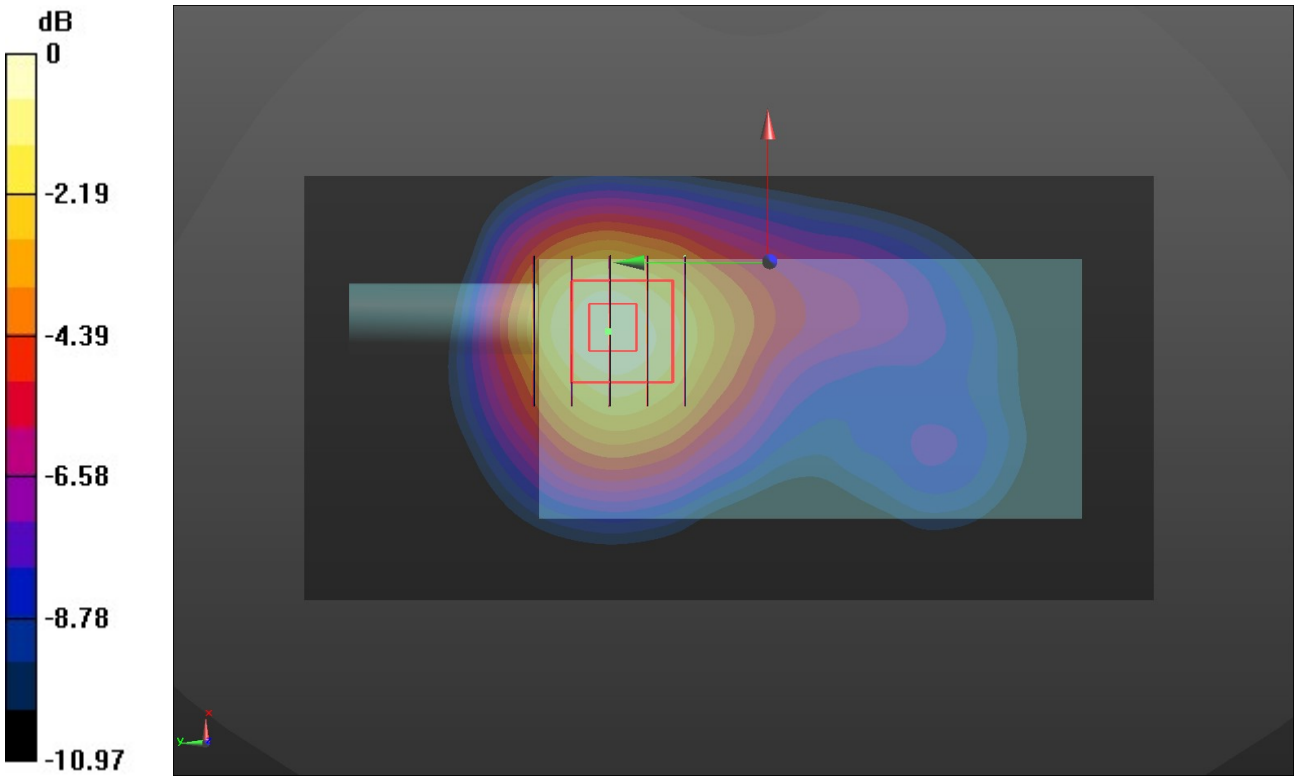

0 dB = 1.04 W/kg = 0.17 dBW/kg

Test Laboratory: Huatongwei International Inspection Co., Ltd.,SAR Lab Date: 12/17/2020

LTE Band 5-Body

Communication System: UID 0, Generic LTE-FDD (0); Frequency: 829 MHz;Duty Cycle: 1:1
Medium parameters used (interpolated): f = 829 MHz; σ = 0.912 S/m; ε_r = 42.707; ρ = 1000 kg/m^3
Phantom section: Flat Section
Ambient Temperature:22.2°C;Liquid Temperature:22.0°C;

DASY Configuration:

- Probe: EX3DV4 - SN7494; ConvF(10.46, 10.46, 10.46) @ 829 MHz; Calibrated: 4/1/2020
- Sensor-Surface: 1.4mm (Mechanical Surface Detection)
- Electronics: DAE4 Sn1549; Calibrated: 4/4/2020
- Phantom: Twin-SAM V8.0 ; Type: QD 000 P41 AA; Serial: 1974
- DASY52 52.10.2(1495); SEMCAD X 14.6.12(7450)

Front/CH 20450/Area Scan (61x121x1): Interpolated grid: dx=1.500 mm, dy=1.500 mm
Maximum value of SAR (interpolated) = 0.627 W/kg

Front/CH 20450/Zoom Scan (5x5x7)/Cube 0: Measurement grid: dx=8mm, dy=8mm, dz=5mm
Reference Value = 27.05 V/m; Power Drift = -0.13 dB
Peak SAR (extrapolated) = 0.684 W/kg
SAR(1 g) = 0.491 W/kg; SAR(10 g) = 0.360 W/kg
Maximum value of SAR (measured) = 0.606 W/kg

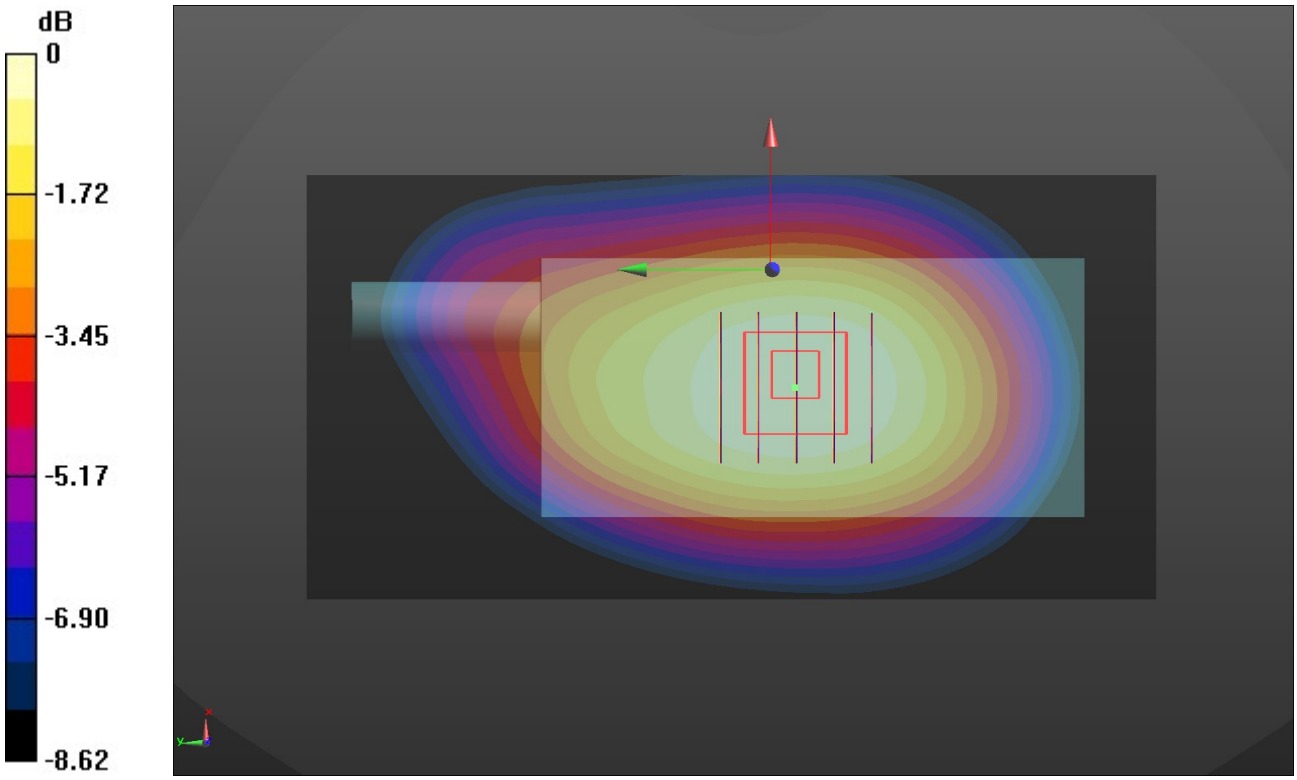

0 dB = 0.606 W/kg = -2.18 dBW/kg

Test Laboratory: Huatongwei International Inspection Co., Ltd.,SAR Lab Date: 12/18/2020

LTE Band 7-Body

Communication System: UID 0, Generic LTE-FDD (0); Frequency: 2560 MHz;Duty Cycle: 1:1
Medium parameters used: f = 2560 MHz; σ = 1.888 S/m; ε_r = 40.159; ρ = 1000 kg/m^3
Phantom section: Flat Section
Ambient Temperature:22.6℃;Liquid Temperature:22.4℃;

DASY Configuration:

- Probe: EX3DV4 - SN7494; ConvF(7.72, 7.72, 7.72) @ 2560 MHz; Calibrated: 4/1/2020
- Sensor-Surface: 1.4mm (Mechanical Surface Detection)
- Electronics: DAE4 Sn1549; Calibrated: 4/4/2020
- Phantom: Twin-SAM V8.0 ; Type: QD 000 P41 AA; Serial: 1974
- DASY52 52.10.2(1495); SEMCAD X 14.6.12(7450)

Front/CH 21350/Area Scan (71x151x1): Interpolated grid: dx=1.200 mm, dy=1.200 mm
Maximum value of SAR (interpolated) = 0.653 W/kg

Front/CH 21350/Zoom Scan (7x7x7)/Cube 0: Measurement grid: dx=5mm, dy=5mm, dz=5mm
Reference Value = 16.37 V/m; Power Drift = -0.02 dB
Peak SAR (extrapolated) = 0.750 W/kg
SAR(1 g) = 0.418 W/kg; SAR(10 g) = 0.244 W/kg
Maximum value of SAR (measured) = 0.620 W/kg

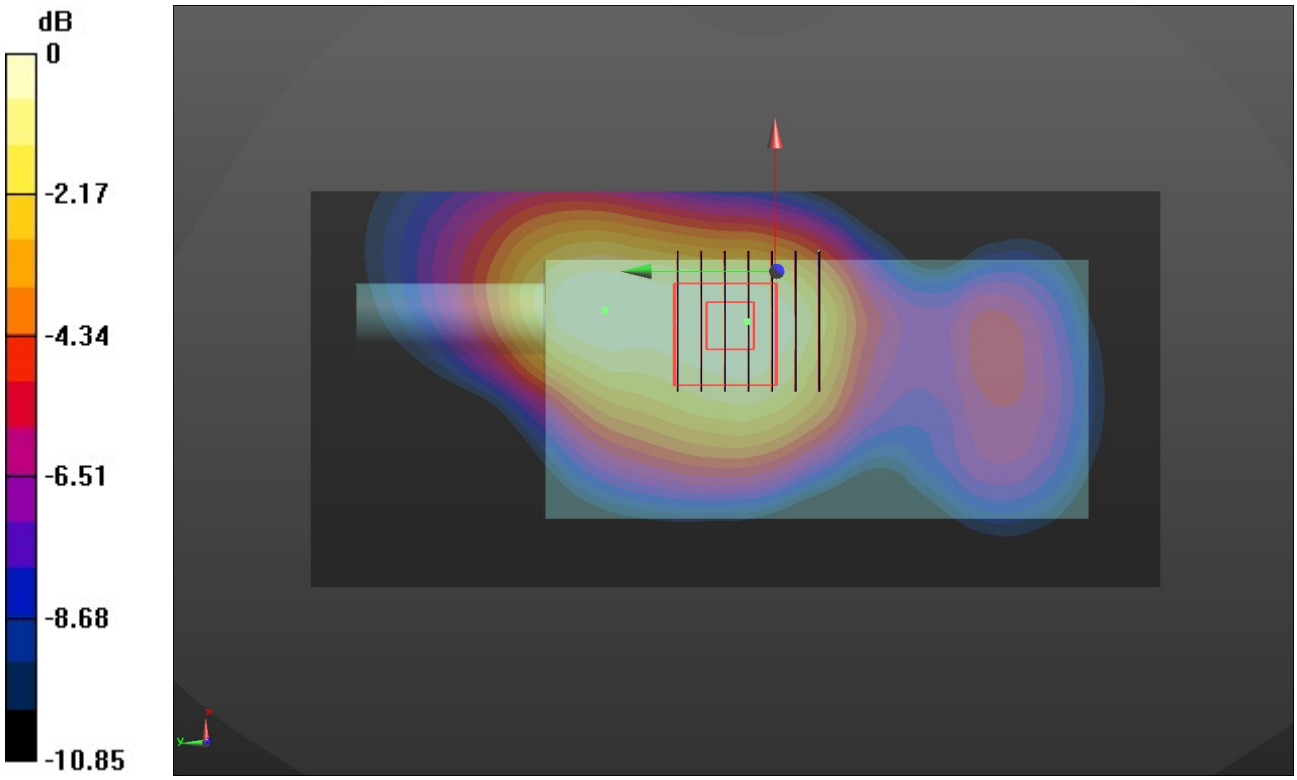

0 dB = 0.620 W/kg = -2.08 dBW/kg

Test Laboratory: Huatongwei International Inspection Co., Ltd.,SAR Lab Date: 12/18/2020

WiFi 2.4G-Body

Communication System: UID 0, Generic WIFI (0); Frequency: 2462 MHz;Duty Cycle: 1:1
Medium parameters used (interpolated): f = 2462 MHz; σ = 1.804 S/m; ε_r = 40.312; ρ = 1000 kg/m^3
Phantom section: Flat Section
Ambient Temperature:22.3°C;Liquid Temperature:22.1°C;

DASY Configuration:

- Probe: EX3DV4 - SN7494; ConvF(7.91, 7.91, 7.91) @ 2462 MHz; Calibrated: 4/1/2020
- Sensor-Surface: 1.4mm (Mechanical Surface Detection)
- Electronics: DAE4 Sn1549; Calibrated: 4/4/2020
- Phantom: Twin-SAM V8.0 ; Type: QD 000 P41 AA; Serial: 1974
- DASY52 52.10.2(1495); SEMCAD X 14.6.12(7450)

Rear/CH 11/Area Scan (71x151x1): Interpolated grid: dx=1.200 mm, dy=1.200 mm
Maximum value of SAR (interpolated) = 0.107 W/kg

Rear/CH 11/Zoom Scan (7x7x7)/Cube 0: Measurement grid: dx=5mm, dy=5mm, dz=5mm
Reference Value = 6.982 V/m; Power Drift = -0.09 dB
Peak SAR (extrapolated) = 0.120 W/kg
SAR(1 g) = 0.067 W/kg; SAR(10 g) = 0.038 W/kg
Maximum value of SAR (measured) = 0.0991 W/kg

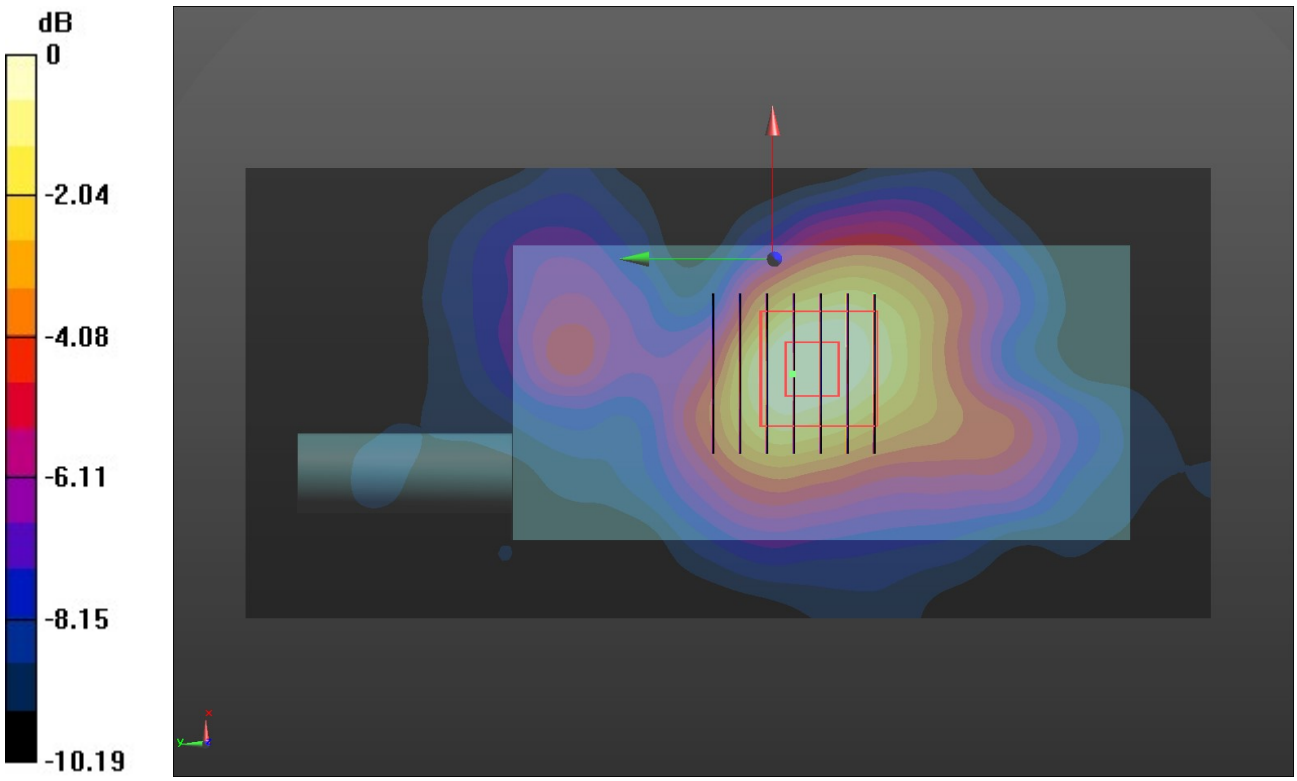

0 dB = 0.0991 W/kg = -10.04 dBW/kg