Test Plot 1#: FM_12.5kHz_136.0125MHz_ Face Up

DUT: Digital Portable Radio; Type: PH690 VHF; Serial: RSZ210401011-SA-S1

Communication System: FM; Frequency: 136.012 MHz;Duty Cycle: 1:1
Medium parameters used: f = 136.012 MHz; σ = 0.739 S/m; ε_r = 53.124; ρ = 1000 kg/m^3
Phantom section: Flat Section

DASY5 Configuration:

- Probe: ES3DV2 - SN3019; ConvF(7.7, 7.7, 7.7) @ 136.012 MHz; Calibrated: 2020/11/16
- Sensor-Surface: 4mm (Mechanical Surface Detection)
- Electronics: DAE4 Sn772; Calibrated: 2020/11/23
- Phantom: ELI v8.0; Type: QDOVA004AA; Serial: 2051
- Measurement SW: DASY52, Version 52.10 (2); SEMCAD X Version 14.6.12 (7470)

Area Scan (71x181x1): Interpolated grid: dx=1.500 mm, dy=1.500 mm
Maximum value of SAR (interpolated) = 3.16 W/kg

Zoom Scan (5x5x4)/Cube 0: Measurement grid: dx=8mm, dy=8mm, dz=5mm
Reference Value = 55.37 V/m; Power Drift = -0.08 dB
Peak SAR (extrapolated) = 3.89 W/kg
SAR(1 g) = 2.91 W/kg; SAR(10 g) = 2.19 W/kg
Maximum value of SAR (measured) = 3.06 W/kg

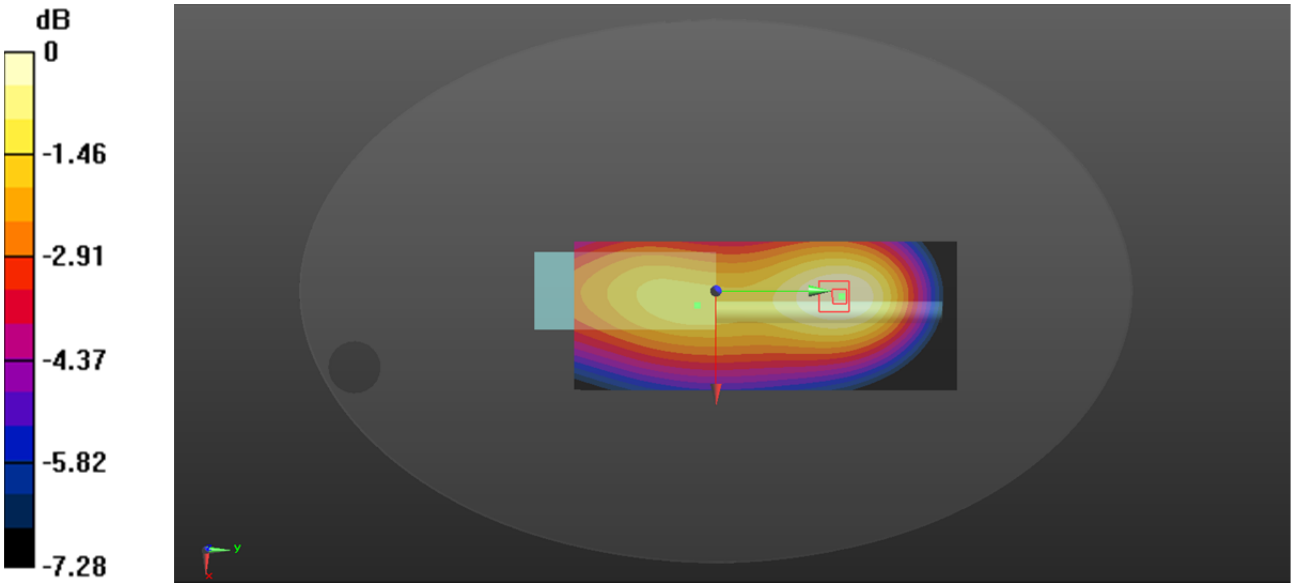

0 dB = 3.06 W/kg = 4.86 dBW/kg

Test Plot 2#: 4FSK_12.5kHz_136.0125MHz_ Face Up

DUT: Digital Portable Radio; Type: PH690 VHF; Serial: RSZ210401011-SA-S1

Communication System: 4FSK; Frequency: 136.012 MHz;Duty Cycle: 1:2
Medium parameters used: f = 136.012 MHz; σ = 0.739 S/m; ε_r = 53.124; ρ = 1000 kg/m^3
Phantom section: Flat Section

DASY5 Configuration:

- Probe: ES3DV2 - SN3019; ConvF(7.7, 7.7, 7.7) @ 136.012 MHz; Calibrated: 2020/11/16
- Sensor-Surface: 4mm (Mechanical Surface Detection)
- Electronics: DAE4 Sn772; Calibrated: 2020/11/23
- Phantom: ELI v8.0; Type: QDOVA004AA; Serial: 2051
- Measurement SW: DASY52, Version 52.10 (2); SEMCAD X Version 14.6.12 (7470)

Area Scan (71x181x1): Interpolated grid: dx=1.500 mm, dy=1.500 mm
Maximum value of SAR (interpolated) = 1.97 W/kg

Zoom Scan (5x5x4)/Cube 0: Measurement grid: dx=8mm, dy=8mm, dz=5mm
Reference Value = 38.17 V/m; Power Drift = -0.01 dB
Peak SAR (extrapolated) = 2.56 W/kg
SAR(1 g) = 1.75 W/kg; SAR(10 g) = 1.3 W/kg
Maximum value of SAR (measured) = 1.83 W/kg

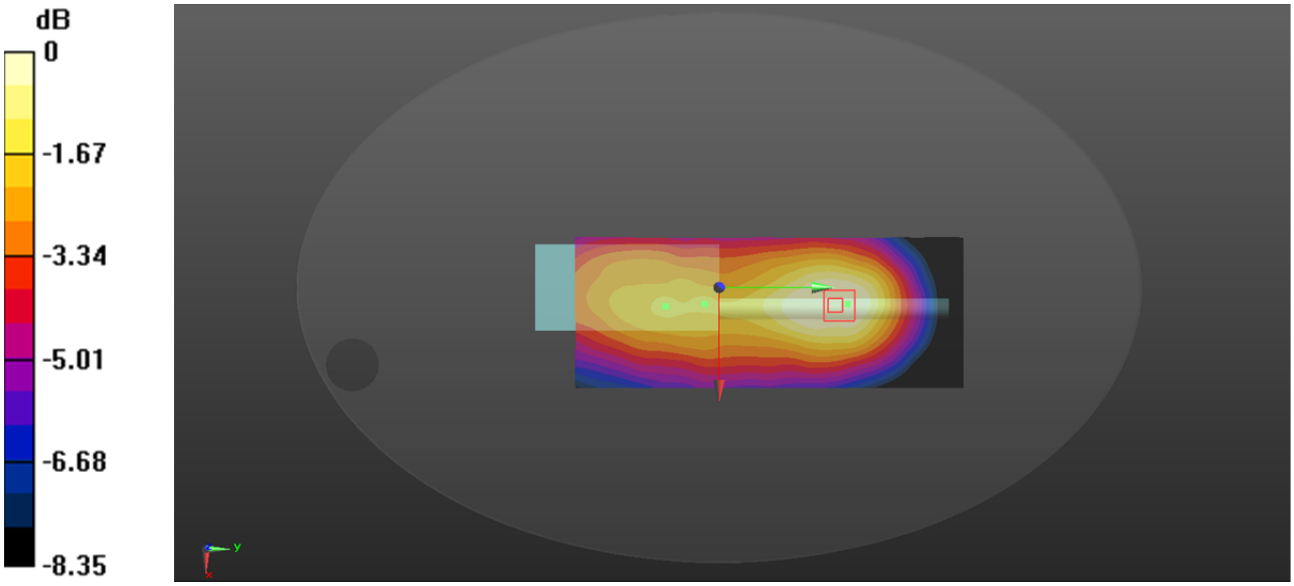

0 dB = 1.83 W/kg = 2.62 dBW/kg

Test Plot 3#: FM_12.5kHz_136.0125MHz _Face Up

DUT: Digital Portable Radio; Type: PH660 VHF; Serial: RSZ210401011-SA-S2

Communication System: FM; Frequency: 136.012 MHz;Duty Cycle: 1:1
Medium parameters used: f = 136.012 MHz; σ = 0.739 S/m; ε_r = 53.124; ρ = 1000 kg/m^3
Phantom section: Flat Section

DASY5 Configuration:

- Probe: ES3DV2 - SN3019; ConvF(7.7, 7.7, 7.7) @ 136.012 MHz; Calibrated: 2020/11/16
- Sensor-Surface: 4mm (Mechanical Surface Detection)
- Electronics: DAE4 Sn772; Calibrated: 2020/11/23
- Phantom: ELI v8.0; Type: QDOVA004AA; Serial: 2051
- Measurement SW: DASY52, Version 52.10 (2); SEMCAD X Version 14.6.12 (7470)

Area Scan (71x171x1): Interpolated grid: dx=1.500 mm, dy=1.500 mm
Maximum value of SAR (interpolated) = 1.40 W/kg

Zoom Scan (5x5x4)/Cube 0: Measurement grid: dx=8mm, dy=8mm, dz=5mm
Reference Value = 36.99 V/m; Power Drift = -0.07 dB
Peak SAR (extrapolated) = 1.63 W/kg
SAR(1 g) = 1.24 W/kg; SAR(10 g) = 0.954 W/kg
Maximum value of SAR (measured) = 1.30 W/kg

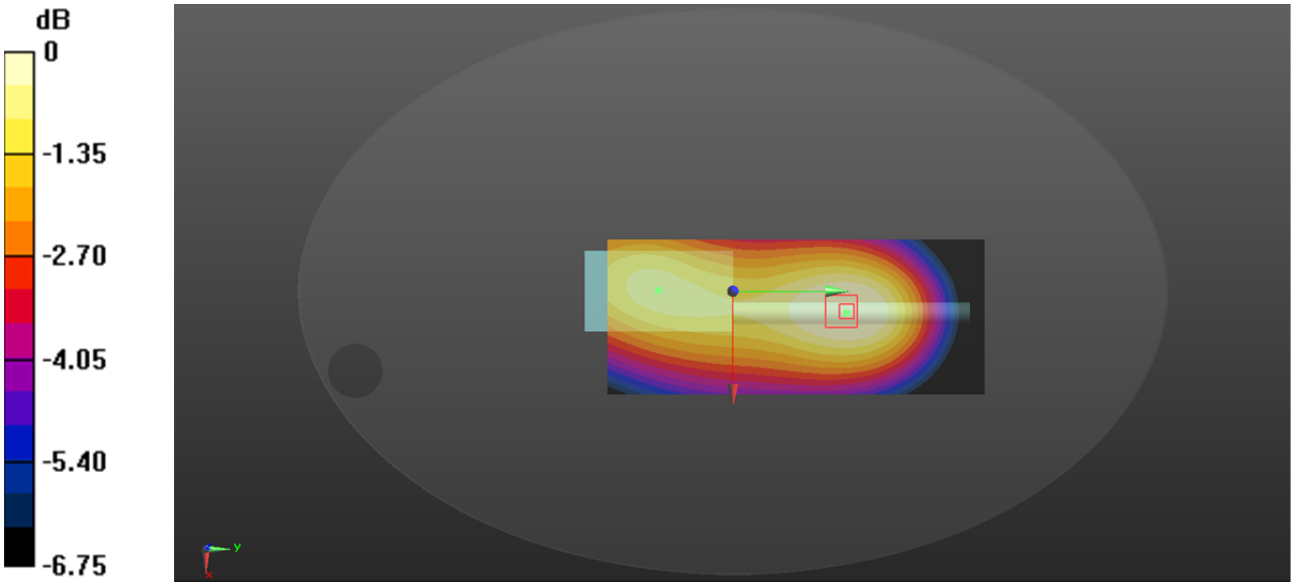

0 dB = 1.30 W/kg = 1.14 dBW/kg

Test Plot 4#: 4FSK_136.0125MHz _Face Up

DUT: Digital Portable Radio; Type: PH660 VHF; Serial: RSZ210401011-SA-S2

Communication System: 4FSK; Frequency: 136.012 MHz;Duty Cycle: 1:2
Medium parameters used: f = 136.012 MHz; σ = 0.739 S/m; ε_r = 53.124; ρ = 1000 kg/m^3
Phantom section: Flat Section

DASY5 Configuration:

- Probe: ES3DV2 - SN3019; ConvF(7.7, 7.7, 7.7) @ 136.012 MHz; Calibrated: 2020/11/16
- Sensor-Surface: 4mm (Mechanical Surface Detection)
- Electronics: DAE4 Sn772; Calibrated: 2020/11/23
- Phantom: ELI v8.0; Type: QDOVA004AA; Serial: 2051
- Measurement SW: DASY52, Version 52.10 (2); SEMCAD X Version 14.6.12 (7470)

Area Scan (71x171x1): Interpolated grid: dx=1.500 mm, dy=1.500 mm
Maximum value of SAR (interpolated) = 0.819 W/kg

Zoom Scan (5x5x4)/Cube 0: Measurement grid: dx=8mm, dy=8mm, dz=5mm
Reference Value = 27.89 V/m; Power Drift = -0.16 dB
Peak SAR (extrapolated) = 1.05 W/kg
SAR(1 g) = 0.741 W/kg; SAR(10 g) = 0.575 W/kg
Maximum value of SAR (measured) = 0.785 W/kg

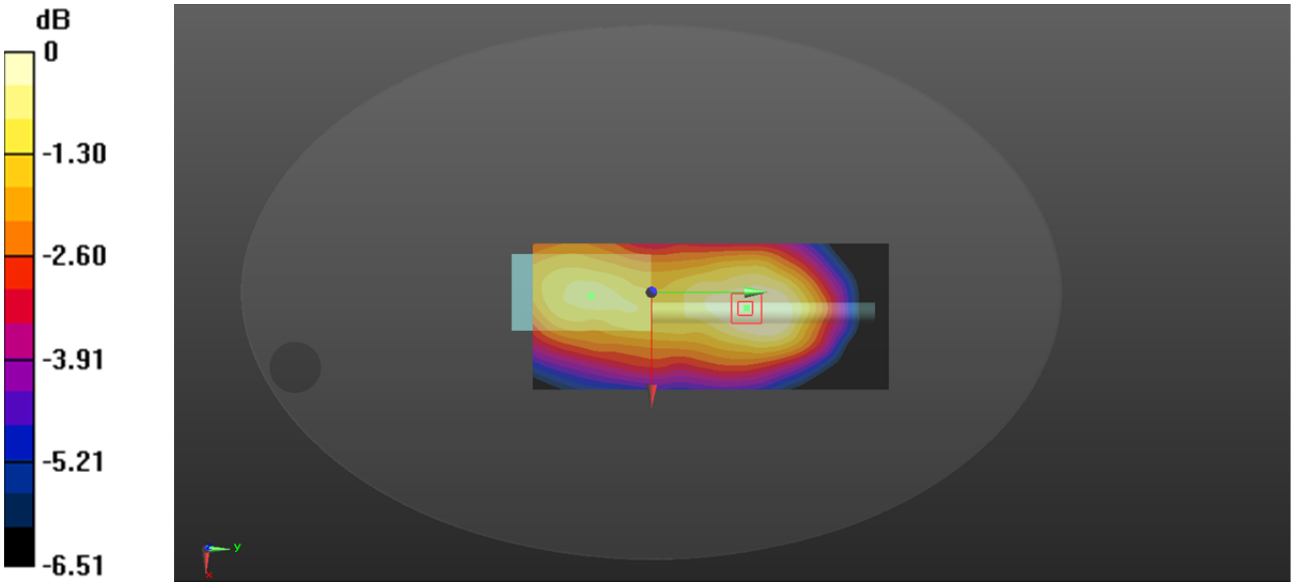

0 dB = 0.785 W/kg = -1.05 dBW/kg

Test Plot 5#: FM_12.5kHz_136.0125MHz _Face Up

DUT: Digital Portable Radio; Type: PH600 VHF; Serial: RSZ210401011-SA-S3

Communication System: FM; Frequency: 136.012 MHz;Duty Cycle: 1:1
Medium parameters used: f = 136.012 MHz; σ = 0.739 S/m; ε_r = 53.124; ρ = 1000 kg/m^3
Phantom section: Flat Section

DASY5 Configuration:

- Probe: ES3DV2 - SN3019; ConvF(7.7, 7.7, 7.7) @ 136.012 MHz; Calibrated: 2020/11/16
- Sensor-Surface: 4mm (Mechanical Surface Detection)
- Electronics: DAE4 Sn772; Calibrated: 2020/11/23
- Phantom: ELI v8.0; Type: QDOVA004AA; Serial: 2051
- Measurement SW: DASY52, Version 52.10 (2); SEMCAD X Version 14.6.12 (7470)

Area Scan (71x171x1): Interpolated grid: dx=1.500 mm, dy=1.500 mm
Maximum value of SAR (interpolated) = 0.401 W/kg

Zoom Scan (5x5x4)/Cube 0: Measurement grid: dx=8mm, dy=8mm, dz=5mm
Reference Value = 22.31 V/m; Power Drift = -0.05 dB
Peak SAR (extrapolated) = 0.534 W/kg
SAR(1 g) = 0.369 W/kg; SAR(10 g) = 0.291 W/kg
Maximum value of SAR (measured) = 0.387 W/kg

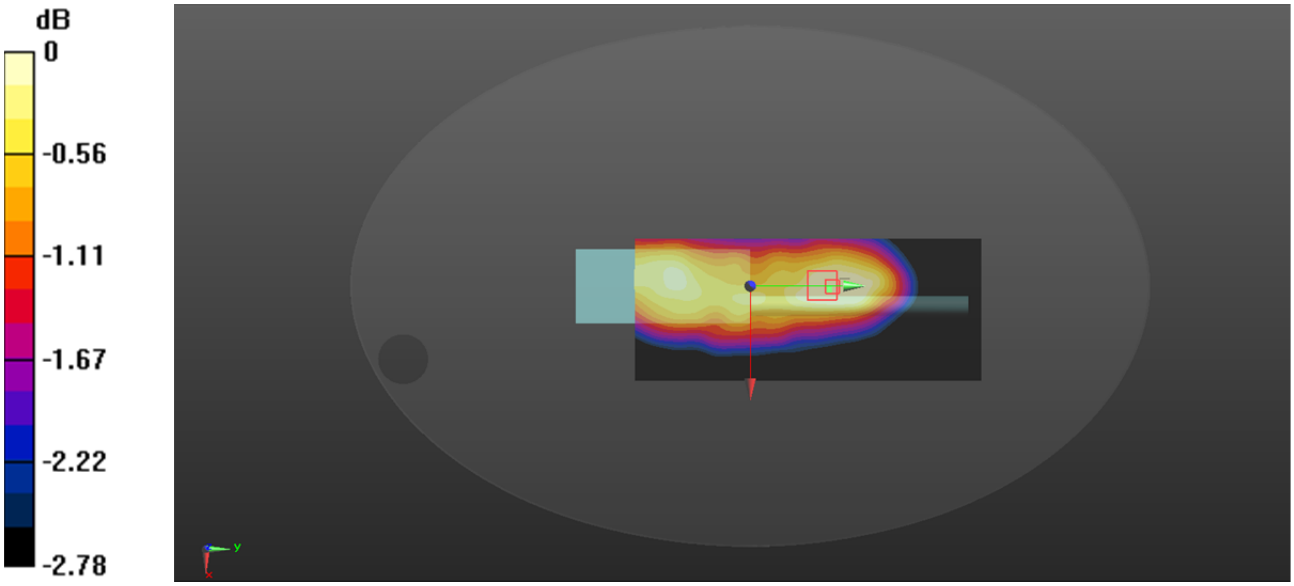

0 dB = 0.387 W/kg = -4.12 dBW/kg

Test Plot 6#: 4FSK_136.0125MHz _Face Up

DUT: Digital Portable Radio; Type: PH600 VHF; Serial: RSZ210401011-SA-S3

Communication System: 4FSK; Frequency: 136.012 MHz;Duty Cycle: 1:2
Medium parameters used: f = 136.012 MHz; σ = 0.739 S/m; ε_r = 53.124; ρ = 1000 kg/m^3
Phantom section: Flat Section

DASY5 Configuration:

- Probe: ES3DV2 - SN3019; ConvF(7.7, 7.7, 7.7) @ 136.012 MHz; Calibrated: 2020/11/16
- Sensor-Surface: 4mm (Mechanical Surface Detection)
- Electronics: DAE4 Sn772; Calibrated: 2020/11/23
- Phantom: ELI v8.0; Type: QDOVA004AA; Serial: 2051
- Measurement SW: DASY52, Version 52.10 (2); SEMCAD X Version 14.6.12 (7470)

Area Scan (71x171x1): Interpolated grid: dx=1.500 mm, dy=1.500 mm
Maximum value of SAR (interpolated) = 0.300 W/kg

Zoom Scan (5x5x4)/Cube 0: Measurement grid: dx=8mm, dy=8mm, dz=5mm
Reference Value = 19.15 V/m; Power Drift = -0.17 dB
Peak SAR (extrapolated) = 0.403 W/kg
SAR(1 g) = 0.282 W/kg; SAR(10 g) = 0.220 W/kg
Maximum value of SAR (measured) = 0.300 W/kg

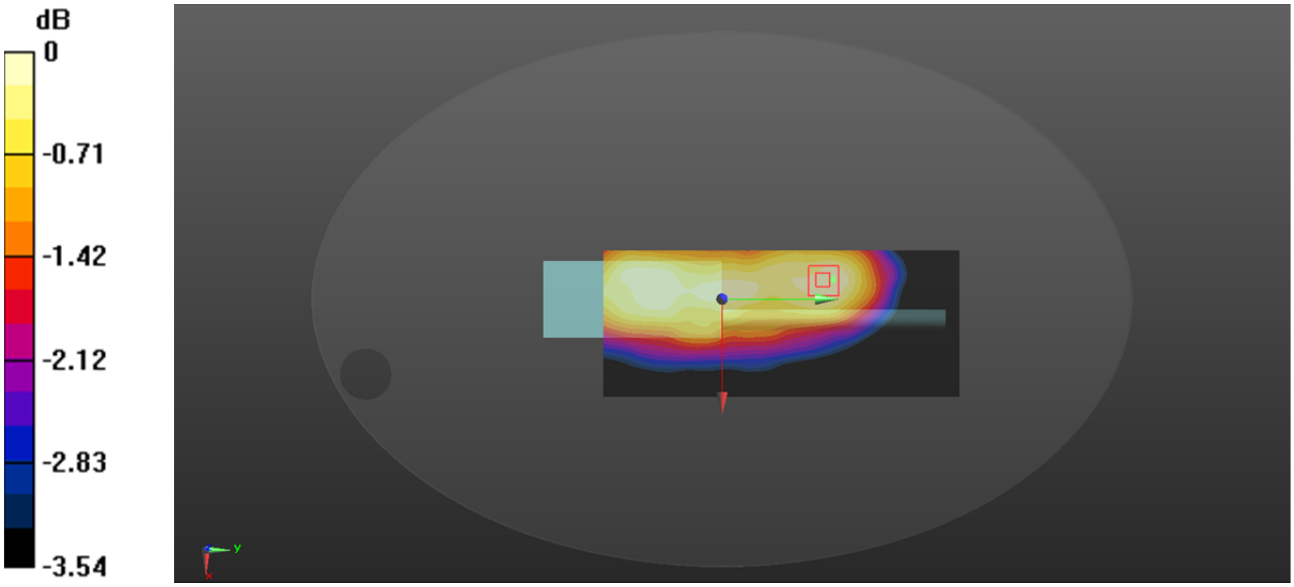

0 dB = 0.300 W/kg = -5.23 dBW/kg

Test Plot 7#: FM_12.5kHz_136.0125MHz _Body Back

DUT: Digital Portable Radio; Type: PH690 VHF; Serial: RSZ210401011-SA-S1

Communication System: FM; Frequency: 136.012 MHz;Duty Cycle: 1:1
Medium parameters used: f = 136.012 MHz; σ = 0.772 S/m; εr = 62.378; ρ = 1000 kg/m3
Phantom section: Flat Section

DASY5 Configuration:

- Probe: ES3DV2 - SN3019; ConvF(7.38, 7.38, 7.38) @ 136.012 MHz; Calibrated: 2020/11/16
- Sensor-Surface: 4mm (Mechanical Surface Detection)
- Electronics: DAE4 Sn772; Calibrated: 2020/11/23
- Phantom: ELI v8.0; Type: QDOVA004AA; Serial: 2051
- Measurement SW: DASY52, Version 52.10 (2); SEMCAD X Version 14.6.12 (7470)

Area Scan (71x181x1): Interpolated grid: dx=1.500 mm, dy=1.500 mm
Maximum value of SAR (interpolated) = 6.90 W/kg

Zoom Scan (5x5x4)/Cube 0: Measurement grid: dx=8mm, dy=8mm, dz=5mm
Reference Value = 46.09 V/m; Power Drift = -0.03 dB
Peak SAR (extrapolated) = 16.3 W/kg
SAR(1 g) = 6.66 W/kg; SAR(10 g) = 3.55 W/kg
Maximum value of SAR (measured) = 7.28 W/kg

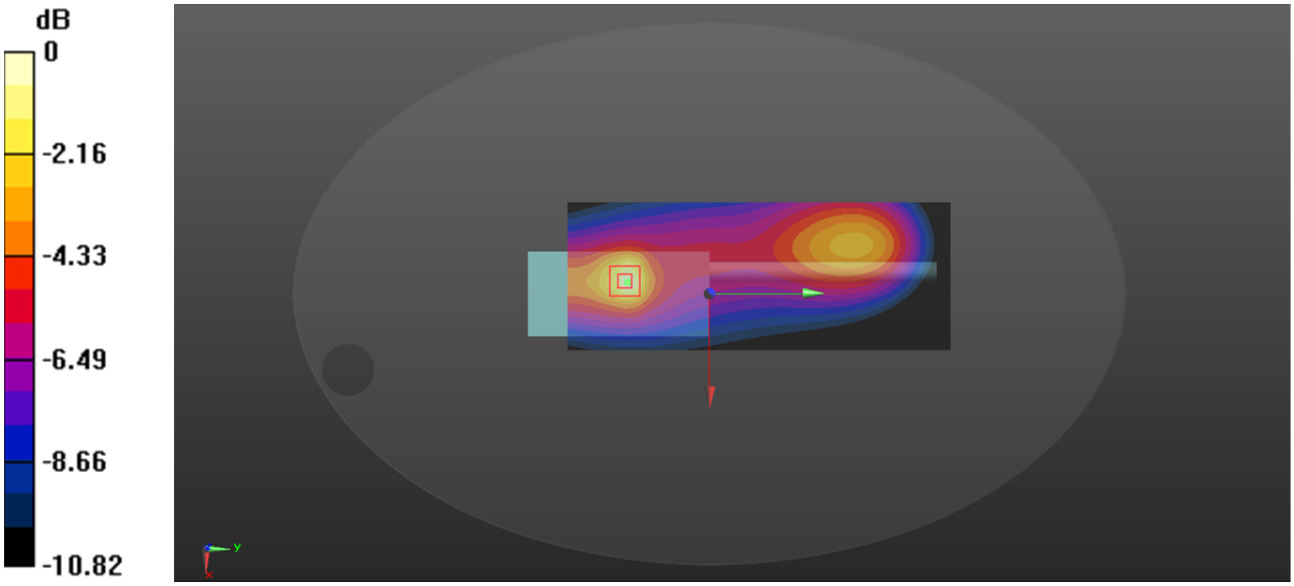

0 dB = 7.28 W/kg = 8.62 dBW/kg

Test Plot 8#: FM_12.5kHz_145.5125MHz_Body Back

DUT: Digital Portable Radio; Type: PH690 VHF; Serial: RSZ210401011-SA-S1

Communication System: FM; Frequency: 145.512 MHz;Duty Cycle: 1:1
Medium parameters used: f = 145.512 MHz; σ = 0.781 S/m; εr = 62.296; ρ = 1000 kg/m3
Phantom section: Flat Section

DASY5 Configuration:

- Probe: ES3DV2 - SN3019; ConvF(7.38, 7.38, 7.38) @ 145.512 MHz; Calibrated: 2020/11/16
- Sensor-Surface: 4mm (Mechanical Surface Detection)
- Electronics: DAE4 Sn772; Calibrated: 2020/11/23
- Phantom: ELI v8.0; Type: QDOVA004AA; Serial: 2051
- Measurement SW: DASY52, Version 52.10 (2); SEMCAD X Version 14.6.12 (7470)

Area Scan (71x181x1): Interpolated grid: dx=1.500 mm, dy=1.500 mm
Maximum value of SAR (interpolated) = 1.75 W/kg

Zoom Scan (5x5x4)/Cube 0: Measurement grid: dx=8mm, dy=8mm, dz=5mm
Reference Value = 28.97 V/m; Power Drift = -0.16 dB
Peak SAR (extrapolated) = 3.97 W/kg
SAR(1 g) = 1.7 W/kg; SAR(10 g) = 0.933 W/kg
Maximum value of SAR (measured) = 1.76 W/kg

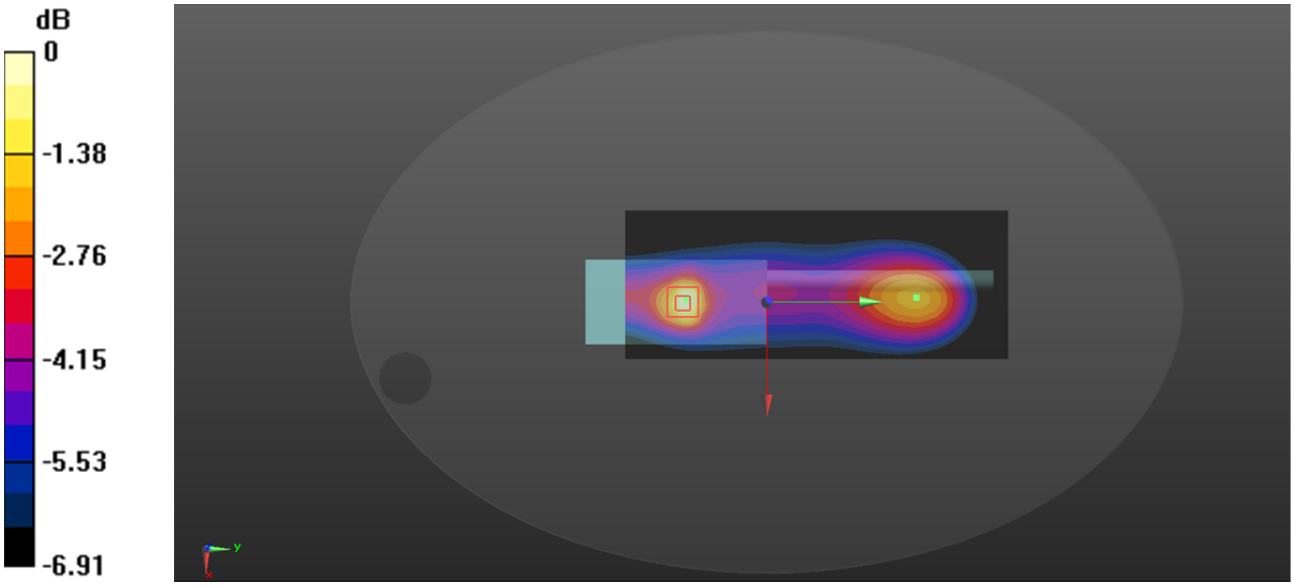

0 dB = 1.76 W/kg = 2.46 dBW/kg

Test Plot 9#: FM_12.5kHz_155MHz_Body Back

DUT: Digital Portable Radio; Type: PH690 VHF; Serial: RSZ210401011-SA-S1

Communication System: FM; Frequency: 155 MHz;Duty Cycle: 1:1
Medium parameters used: f = 155 MHz; σ = 0.814 S/m; εr = 61.867; ρ = 1000 kg/m3
Phantom section: Flat Section

DASY5 Configuration:

- Probe: ES3DV2 - SN3019; ConvF(7.38, 7.38, 7.38) @ 155 MHz; Calibrated: 2020/11/16
- Sensor-Surface: 4mm (Mechanical Surface Detection)
- Electronics: DAE4 Sn772; Calibrated: 2020/11/23
- Phantom: ELI v8.0; Type: QDOVA004AA; Serial: 2051
- Measurement SW: DASY52, Version 52.10 (2); SEMCAD X Version 14.6.12 (7470)

Area Scan (71x181x1): Interpolated grid: dx=1.500 mm, dy=1.500 mm
Maximum value of SAR (interpolated) = 0.378 W/kg

Zoom Scan (5x5x4)/Cube 0: Measurement grid: dx=8mm, dy=8mm, dz=5mm
Reference Value = 16.36 V/m; Power Drift = -0.10 dB
Peak SAR (extrapolated) = 0.882 W/kg
SAR(1 g) = 0.402 W/kg; SAR(10 g) = 0.232 W/kg
Maximum value of SAR (measured) = 0.435 W/kg

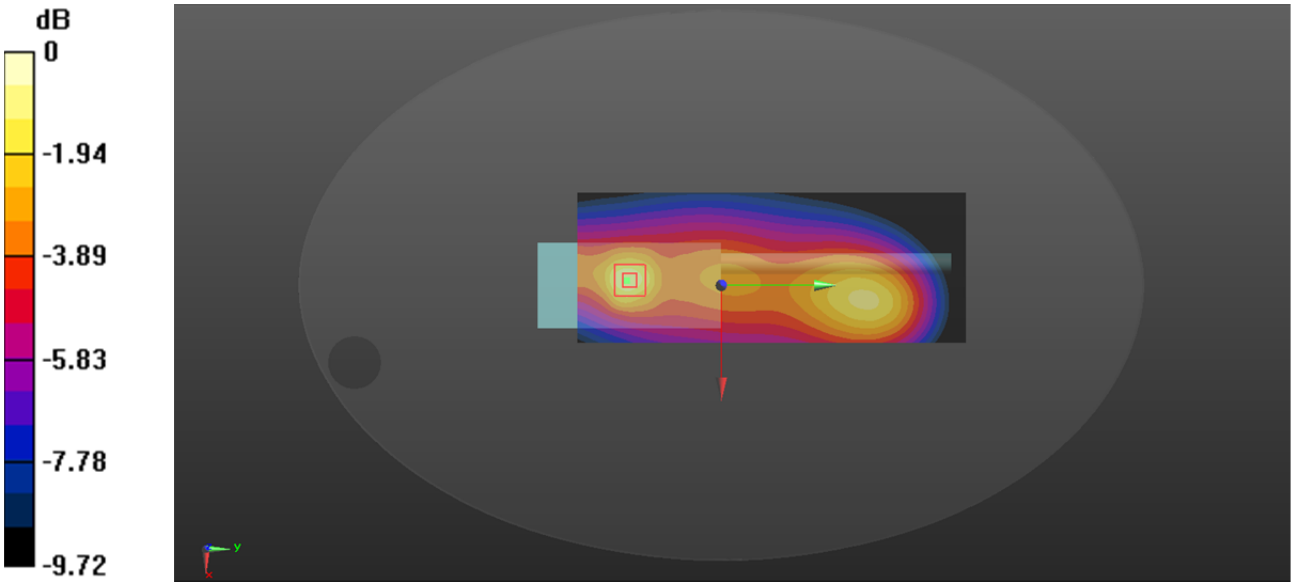

0 dB = 0.435 W/kg = -3.62 dBW/kg

Test Plot 10#: FM_12.5kHz_164.4875MHz _Body Back

DUT: Digital Portable Radio; Type: PH690 VHF; Serial: RSZ210401011-SA-S1

Communication System: FM; Frequency: 164.488 MHz;Duty Cycle: 1:1
Medium parameters used: f = 164.488 MHz; σ = 0.823 S/m; εr = 61.585; ρ = 1000 kg/m3
Phantom section: Flat Section

DASY5 Configuration:

- Probe: ES3DV2 - SN3019; ConvF(7.38, 7.38, 7.38) @ 164.488 MHz; Calibrated: 2020/11/16
- Sensor-Surface: 4mm (Mechanical Surface Detection)
- Electronics: DAE4 Sn772; Calibrated: 2020/11/23
- Phantom: ELI v8.0; Type: QDOVA004AA; Serial: 2051
- Measurement SW: DASY52, Version 52.10 (2); SEMCAD X Version 14.6.12 (7470)

Area Scan (71x181x1): Interpolated grid: dx=1.500 mm, dy=1.500 mm
Maximum value of SAR (interpolated) = 0.138 W/kg

Zoom Scan (5x5x4)/Cube 0: Measurement grid: dx=8mm, dy=8mm, dz=5mm
Reference Value = 10.10 V/m; Power Drift = -0.11 dB
Peak SAR (extrapolated) = 0.262 W/kg
SAR(1 g) = 0.126 W/kg; SAR(10 g) = 0.075 W/kg
Maximum value of SAR (measured) = 0.136 W/kg

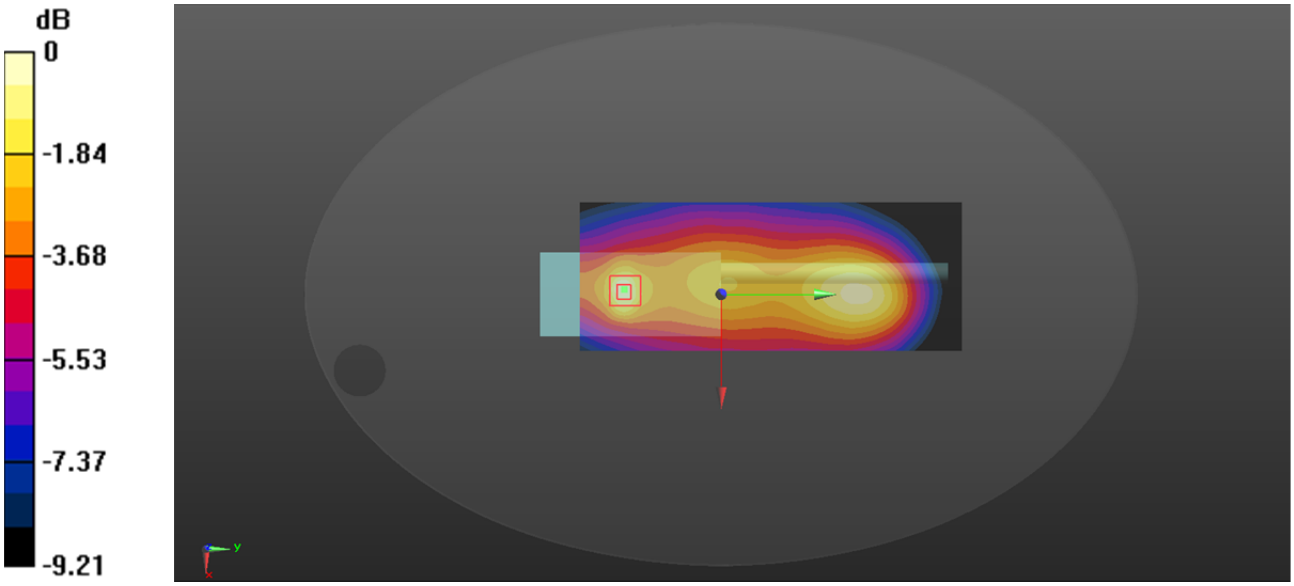

0 dB = 0.136 W/kg = -8.66 dBW/kg

Test Plot 11#: FM_12.5kHz_173.9875MHz_Body Back

DUT: Digital Portable Radio; Type: PH690 VHF; Serial: RSZ210401011-SA-S1

Communication System: FM; Frequency: 173.988 MHz;Duty Cycle: 1:1
Medium parameters used: f = 173.988 MHz; σ = 0.831 S/m; εr = 61.423; ρ = 1000 kg/m3
Phantom section: Flat Section

DASY5 Configuration:

- Probe: ES3DV2 - SN3019; ConvF(7.38, 7.38, 7.38) @ 173.988 MHz; Calibrated: 2020/11/16
- Sensor-Surface: 4mm (Mechanical Surface Detection)
- Electronics: DAE4 Sn772; Calibrated: 2020/11/23
- Phantom: ELI v8.0; Type: QDOVA004AA; Serial: 2051
- Measurement SW: DASY52, Version 52.10 (2); SEMCAD X Version 14.6.12 (7470)

Area Scan (71x181x1): Interpolated grid: dx=1.500 mm, dy=1.500 mm
Maximum value of SAR (interpolated) = 0.120 W/kg

Zoom Scan (5x5x4)/Cube 0: Measurement grid: dx=8mm, dy=8mm, dz=5mm
Reference Value = 9.639 V/m; Power Drift = -0.14 dB
Peak SAR (extrapolated) = 0.155 W/kg
SAR(1 g) = 0.108 W/kg; SAR(10 g) = 0.077 W/kg
Maximum value of SAR (measured) = 0.115 W/kg

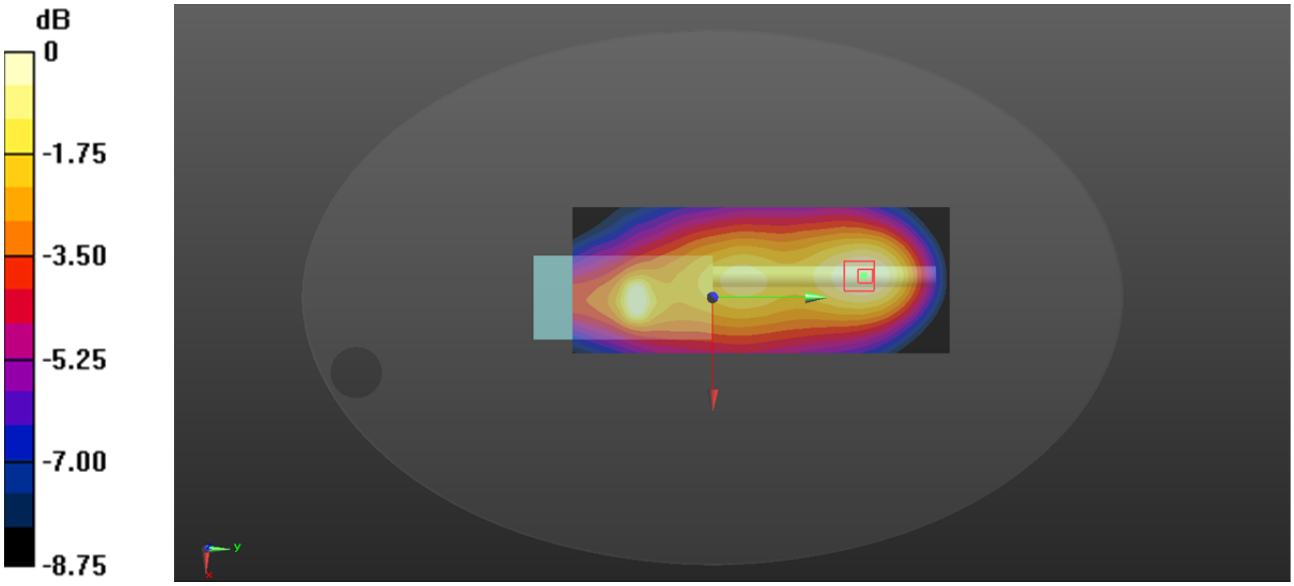

0 dB = 0.115 W/kg = -9.39 dBW/kg

Test Plot 12#: 4FSK_12.5kHz_136.0125MHz_Body Back

DUT: Digital Portable Radio; Type: PH690 VHF; Serial: RSZ210401011-SA-S1

Communication System: 4FSK; Frequency: 136.012 MHz;Duty Cycle: 1:2
Medium parameters used: f = 136.012 MHz; σ = 0.772 S/m; εr = 62.378; ρ = 1000 kg/m3
Phantom section: Flat Section

DASY5 Configuration:

- Probe: ES3DV2 - SN3019; ConvF(7.38, 7.38, 7.38) @ 136.012 MHz; Calibrated: 2020/11/16
- Sensor-Surface: 4mm (Mechanical Surface Detection)
- Electronics: DAE4 Sn772; Calibrated: 2020/11/23
- Phantom: ELI v8.0; Type: QDOVA004AA; Serial: 2051
- Measurement SW: DASY52, Version 52.10 (2); SEMCAD X Version 14.6.12 (7470)

Area Scan (71x181x1): Interpolated grid: dx=1.500 mm, dy=1.500 mm
Maximum value of SAR (interpolated) = 2.75 W/kg

Zoom Scan (5x5x4)/Cube 0: Measurement grid: dx=8mm, dy=8mm, dz=5mm
Reference Value = 35.06 V/m; Power Drift = 0.13 dB
Peak SAR (extrapolated) = 7.63 W/kg
SAR(1 g) = 3.05 W/kg; SAR(10 g) = 1.68 W/kg
Maximum value of SAR (measured) = 3.26 W/kg

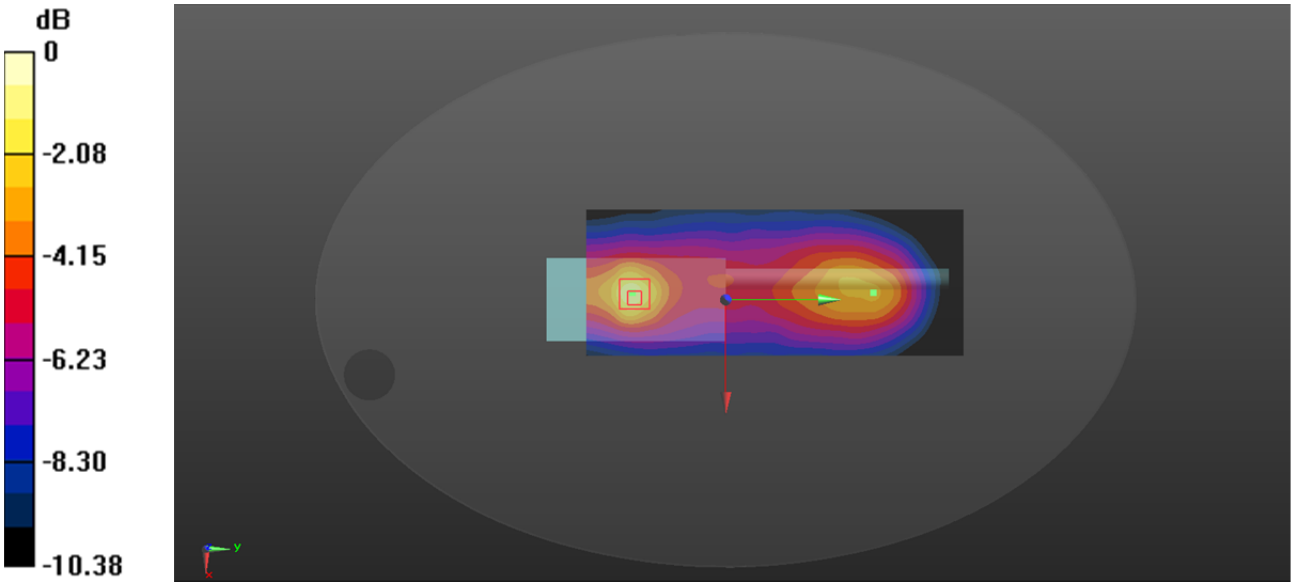

0 dB = 3.26 W/kg = 5.13 dBW/kg

Test Plot 13#: FM_12.5kHz_136.0125MHz_ Body Back

DUT: Digital Portable Radio; Type: PH660 VHF; Serial: RSZ210401011-SA-S2

Communication System: FM; Frequency: 136.012 MHz;Duty Cycle: 1:1
Medium parameters used: f = 136.012 MHz; σ = 0.772 S/m; εr = 62.378; ρ = 1000 kg/m3
Phantom section: Flat Section

DASY5 Configuration:

- Probe: ES3DV2 - SN3019; ConvF(7.38, 7.38, 7.38) @ 136.012 MHz; Calibrated: 2020/11/16
- Sensor-Surface: 4mm (Mechanical Surface Detection)
- Electronics: DAE4 Sn772; Calibrated: 2020/11/23
- Phantom: ELI v8.0; Type: QDOVA004AA; Serial: 2051
- Measurement SW: DASY52, Version 52.10 (2); SEMCAD X Version 14.6.12 (7470)

Area Scan (71x171x1): Interpolated grid: dx=1.500 mm, dy=1.500 mm
Maximum value of SAR (interpolated) = 8.26 W/kg

Zoom Scan (5x5x4)/Cube 0: Measurement grid: dx=8mm, dy=8mm, dz=5mm
Reference Value = 63.77 V/m; Power Drift = -0.11 dB
Peak SAR (extrapolated) = 22.2 W/kg
SAR(1 g) = 7.31 W/kg; SAR(10 g) = 3.55 W/kg
12.5Maximum value of SAR (measured) = 7.78 W/kg

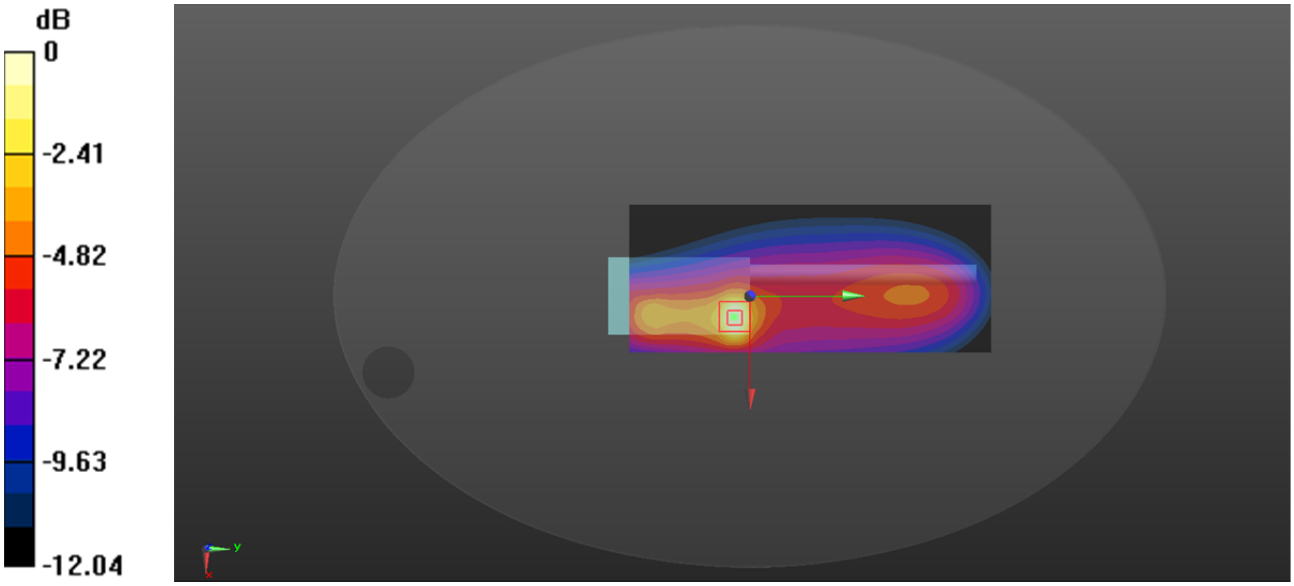

0 dB = 7.78 W/kg = 8.91 dBW/kg

Test Plot 14#: FM_12.5kHz_145.5125MHz_ Body Back

DUT: Digital Portable Radio; Type: PH660 VHF; Serial: RSZ210401011-SA-S2

Communication System: FM; Frequency: 145.512 MHz;Duty Cycle: 1:1
Medium parameters used: f = 145.512 MHz; σ = 0.781 S/m; ε_r = 62.296; ρ = 1000 kg/m^3
Phantom section: Flat Section

DASY5 Configuration:

- Probe: ES3DV2 - SN3019; ConvF(7.38, 7.38, 7.38) @ 145.512 MHz; Calibrated: 2020/11/16
- Sensor-Surface: 4mm (Mechanical Surface Detection)
- Electronics: DAE4 Sn772; Calibrated: 2020/11/23
- Phantom: ELI v8.0; Type: QDOVA004AA; Serial: 2051
- Measurement SW: DASY52, Version 52.10 (2); SEMCAD X Version 14.6.12 (7470)

Area Scan (71x171x1): Interpolated grid: dx=1.500 mm, dy=1.500 mm
Maximum value of SAR (interpolated) = 2.58 W/kg

Zoom Scan (5x5x4)/Cube 0: Measurement grid: dx=8mm, dy=8mm, dz=5mm
Reference Value = 32.69 V/m; Power Drift = -0.19 dB
Peak SAR (extrapolated) = 8.02 W/kg
SAR(1 g) = 2.47 W/kg; SAR(10 g) = 1.17 W/kg
Maximum value of SAR (measured) = 2.62 W/kg

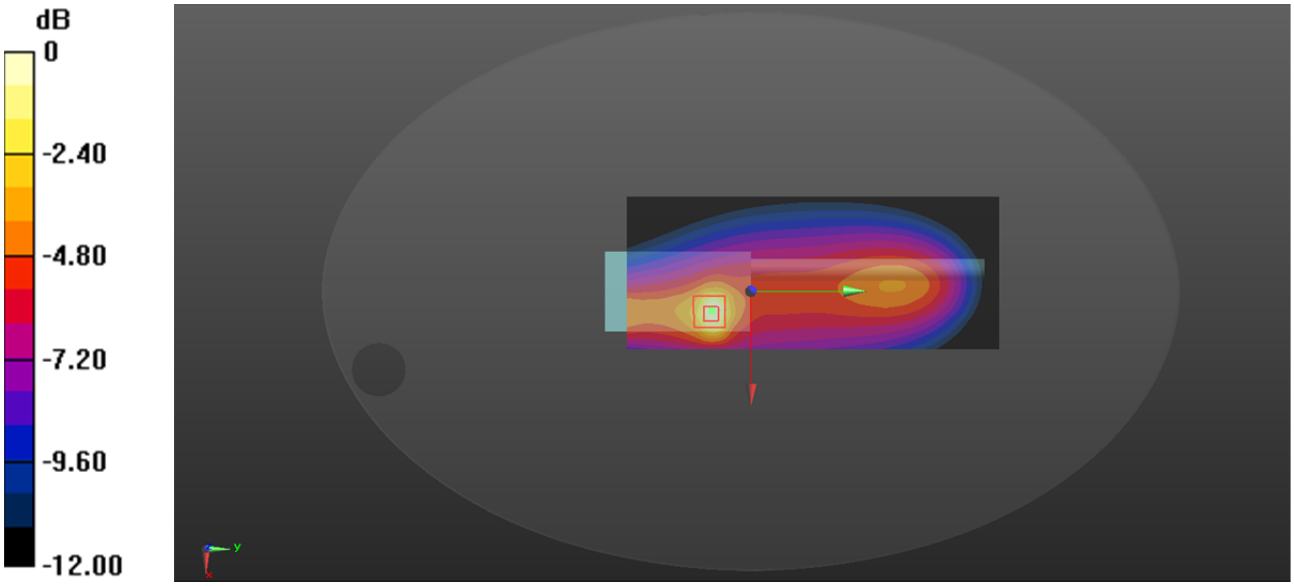

0 dB = 2.62 W/kg = 4.18 dBW/kg

Test Plot 15#: FM_12.5kHz_155MHz_ Body Back

DUT: Digital Portable Radio; Type: PH660 VHF; Serial: RSZ210401011-SA-S2

Communication System: FM; Frequency: 155 MHz;Duty Cycle: 1:1
Medium parameters used: f = 155 MHz; σ = 0.814 S/m; εr = 61.867; ρ = 1000 kg/m3
Phantom section: Flat Section

DASY5 Configuration:

- Probe: ES3DV2 - SN3019; ConvF(7.38, 7.38, 7.38) @ 155 MHz; Calibrated: 2020/11/16
- Sensor-Surface: 4mm (Mechanical Surface Detection)
- Electronics: DAE4 Sn772; Calibrated: 2020/11/23
- Phantom: ELI v8.0; Type: QDOVA004AA; Serial: 2051
- Measurement SW: DASY52, Version 52.10 (2); SEMCAD X Version 14.6.12 (7470)

Area Scan (71x171x1): Interpolated grid: dx=1.500 mm, dy=1.500 mm
Maximum value of SAR (interpolated) = 0.527 W/kg

Zoom Scan (5x5x4)/Cube 0: Measurement grid: dx=8mm, dy=8mm, dz=5mm
Reference Value = 15.00 V/m; Power Drift = -0.04 dB
Peak SAR (extrapolated) = 1.45 W/kg
SAR(1 g) = 0.480 W/kg; SAR(10 g) = 0.238 W/kg
Maximum value of SAR (measured) = 0.522 W/kg

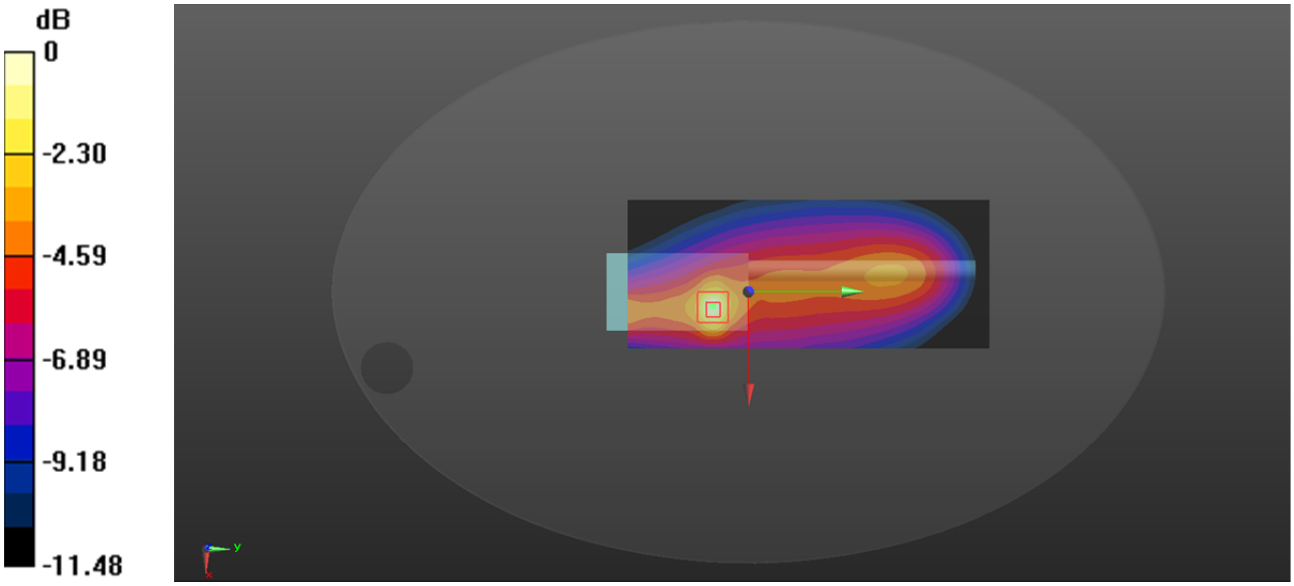

0 dB = 0.522 W/kg = -2.82 dBW/kg

Test Plot 16#: FM_12.5kHz_164.4875MHz MHz_ Body Back

DUT: Digital Portable Radio; Type: PH660 VHF; Serial: RSZ210401011-SA-S2

Communication System: FM; Frequency: 164.488 MHz;Duty Cycle: 1:1
Medium parameters used: f = 164.488 MHz; σ = 0.823 S/m; εr = 61.585; ρ = 1000 kg/m3
Phantom section: Flat Section

DASY5 Configuration:

- Probe: ES3DV2 - SN3019; ConvF(7.38, 7.38, 7.38) @ 164.488 MHz; Calibrated: 2020/11/16
- Sensor-Surface: 4mm (Mechanical Surface Detection)
- Electronics: DAE4 Sn772; Calibrated: 2020/11/23
- Phantom: ELI v8.0; Type: QDOVA004AA; Serial: 2051
- Measurement SW: DASY52, Version 52.10 (2); SEMCAD X Version 14.6.12 (7470)

Area Scan (81x171x1): Interpolated grid: dx=1.500 mm, dy=1.500 mm
Maximum value of SAR (interpolated) = 0.135 W/kg

Zoom Scan (5x5x4)/Cube 0: Measurement grid: dx=8mm, dy=8mm, dz=5mm
Reference Value = 10.37 V/m; Power Drift = -0.05 dB
Peak SAR (extrapolated) = 0.262 W/kg
SAR(1 g) = 0.122 W/kg; SAR(10 g) = 0.074 W/kg
Maximum value of SAR (measured) = 0.132 W/kg

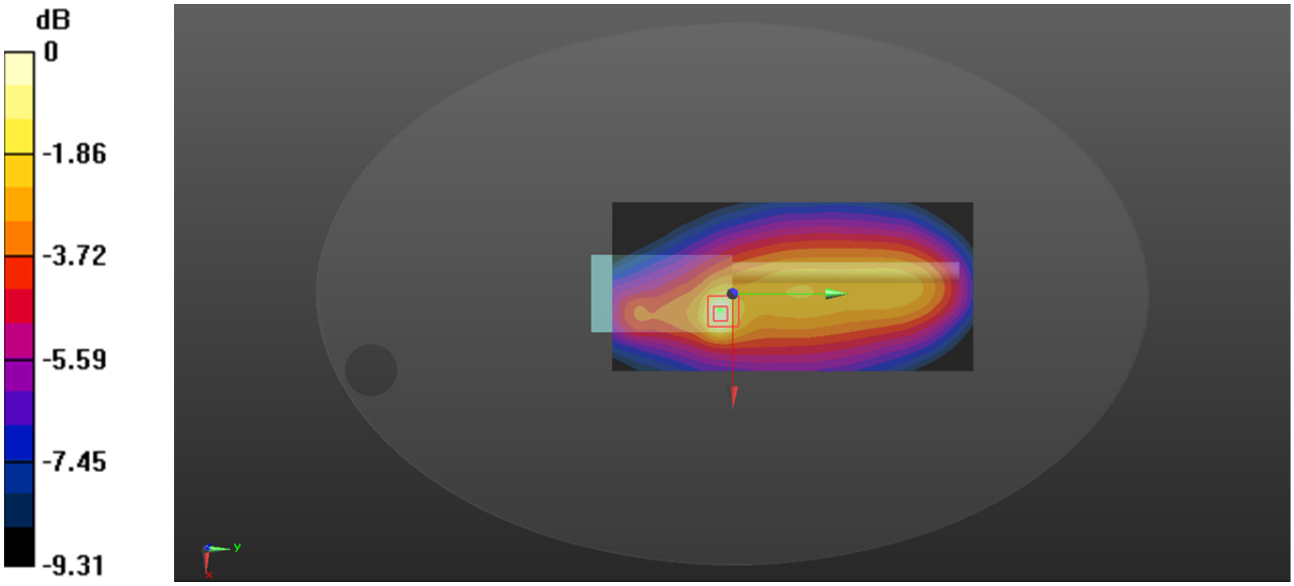

0 dB = 0.132 W/kg = -8.79 dBW/kg

Test Plot 17#: FM_12.5kHz_173.9875MHz_ Body Back

DUT: Digital Portable Radio; Type: PH660 VHF; Serial: RSZ210401011-SA-S2

Communication System: FM; Frequency: 173.988 MHz;Duty Cycle: 1:1
Medium parameters used: f = 173.988 MHz; σ = 0.831 S/m; εr = 61.423; ρ = 1000 kg/m3
Phantom section: Flat Section

DASY5 Configuration:

- Probe: ES3DV2 - SN3019; ConvF(7.38, 7.38, 7.38) @ 173.988 MHz; Calibrated: 2020/11/16
- Sensor-Surface: 4mm (Mechanical Surface Detection)
- Electronics: DAE4 Sn772; Calibrated: 2020/11/23
- Phantom: ELI v8.0; Type: QDOVA004AA; Serial: 2051
- Measurement SW: DASY52, Version 52.10 (2); SEMCAD X Version 14.6.12 (7470)

Area Scan (81x171x1): Interpolated grid: dx=1.500 mm, dy=1.500 mm
Maximum value of SAR (interpolated) = 0.120 W/kg

Zoom Scan (5x5x4)/Cube 0: Measurement grid: dx=8mm, dy=8mm, dz=5mm
Reference Value = 10.07 V/m; Power Drift = -0.15 dB
Peak SAR (extrapolated) = 0.219 W/kg
SAR(1 g) = 0.107 W/kg; SAR(10 g) = 0.065 W/kg
Maximum value of SAR (measured) = 0.114 W/kg

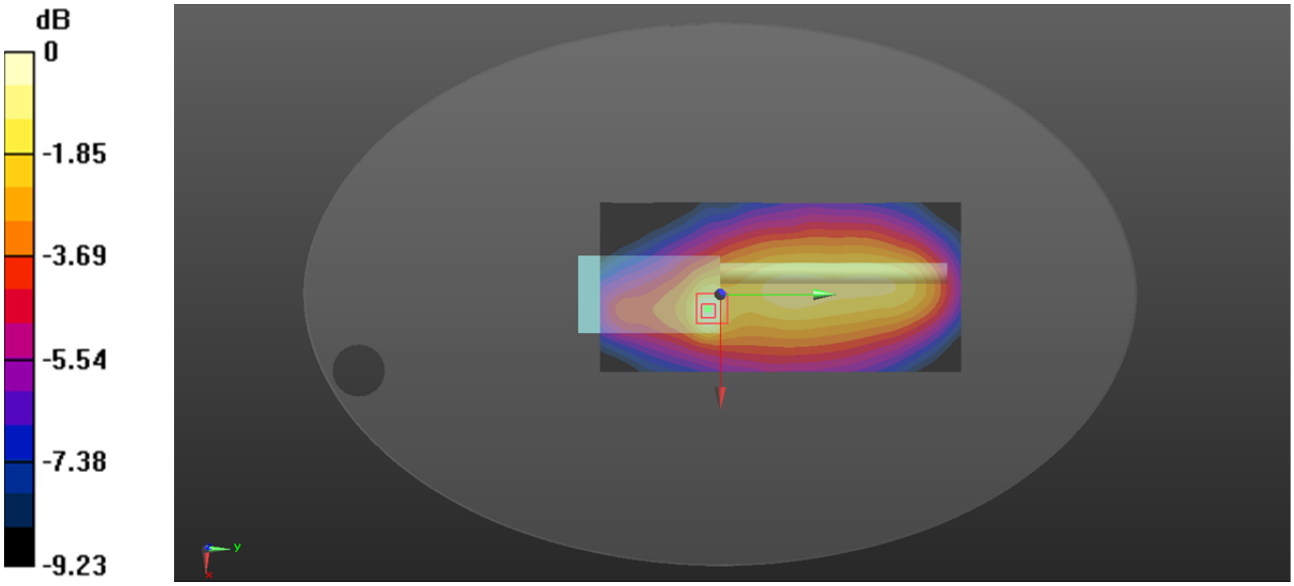

0 dB = 0.114 W/kg = -9.43 dBW/kg

Test Plot 18#: 4FSK_136.0125MHz _Body Back

DUT: Digital Portable Radio; Type: PH660 VHF; Serial: RSZ210401011-SA-S2

Communication System: 4FSK; Frequency: 136.012 MHz;Duty Cycle: 1:2
Medium parameters used: f = 136.012 MHz; σ = 0.772 S/m; εr = 62.378; ρ = 1000 kg/m3
Phantom section: Flat Section

DASY5 Configuration:

- Probe: ES3DV2 - SN3019; ConvF(7.38, 7.38, 7.38) @ 136.012 MHz; Calibrated: 2020/11/16
- Sensor-Surface: 4mm (Mechanical Surface Detection)
- Electronics: DAE4 Sn772; Calibrated: 2020/11/23
- Phantom: ELI v8.0; Type: QDOVA004AA; Serial: 2051
- Measurement SW: DASY52, Version 52.10 (2); SEMCAD X Version 14.6.12 (7470)

Area Scan (71x171x1): Interpolated grid: dx=1.500 mm, dy=1.500 mm
Maximum value of SAR (interpolated) = 4.40 W/kg

Zoom Scan (5x5x4)/Cube 0: Measurement grid: dx=8mm, dy=8mm, dz=5mm
Reference Value = 38.22 V/m; Power Drift = -0.14 dB
Peak SAR (extrapolated) = 13.5 W/kg
SAR(1 g) = 4.93 W/kg; SAR(10 g) = 2.55 W/kg
Maximum value of SAR (measured) = 5.32 W/kg

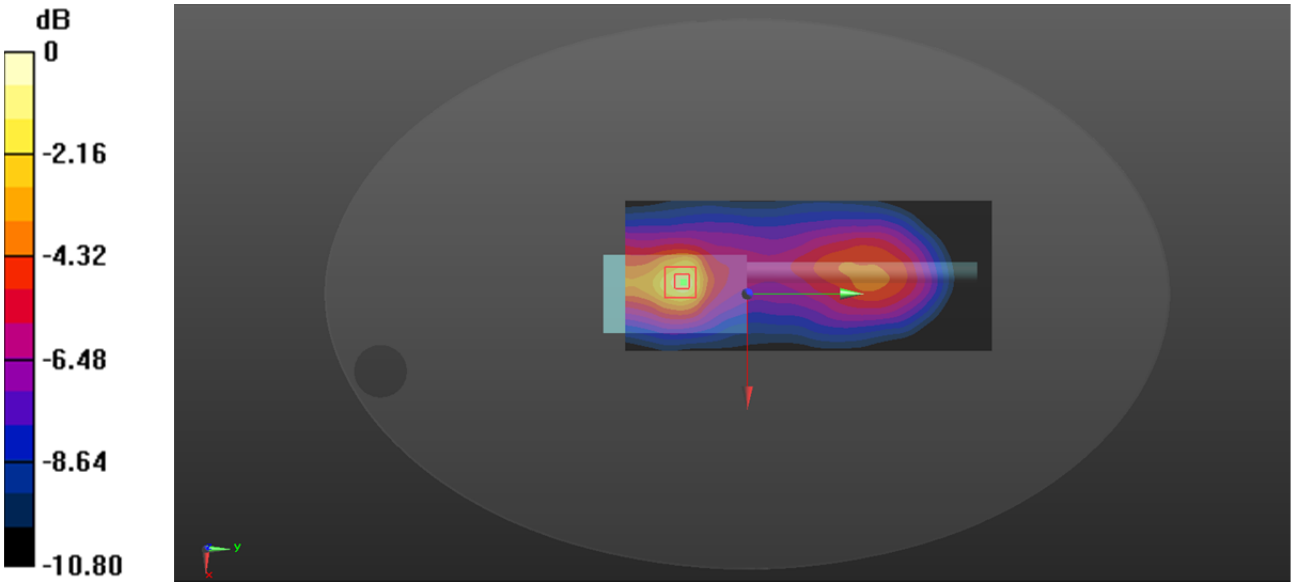

0 dB = 5.32 W/kg = 7.26 dBW/kg

Test Plot 19#: FM_12.5kHz_136.0125MHz _Body Back

DUT: Digital Portable Radio; Type: PH600 VHF; Serial: RSZ210401011-SA-S3

Communication System: FM; Frequency: 136.012 MHz;Duty Cycle: 1:1
Medium parameters used: f = 136.012 MHz; σ = 0.772 S/m; εr = 62.378; ρ = 1000 kg/m3
Phantom section: Flat Section

DASY5 Configuration:

- Probe: ES3DV2 - SN3019; ConvF(7.38, 7.38, 7.38) @ 136.012 MHz; Calibrated: 2020/11/16
- Sensor-Surface: 4mm (Mechanical Surface Detection)
- Electronics: DAE4 Sn772; Calibrated: 2020/11/23
- Phantom: ELI v8.0; Type: QDOVA004AA; Serial: 2051
- Measurement SW: DASY52, Version 52.10 (2); SEMCAD X Version 14.6.12 (7470)

Area Scan (71x171x1): Interpolated grid: dx=1.500 mm, dy=1.500 mm
Maximum value of SAR (interpolated) = 6.06 W/kg

Zoom Scan (5x5x4)/Cube 0: Measurement grid: dx=8mm, dy=8mm, dz=5mm
Reference Value = 62.61 V/m; Power Drift = -0.11 dB
Peak SAR (extrapolated) = 8.81 W/kg
SAR(1 g) = 5.57 W/kg; SAR(10 g) = 3.9 W/kg
Maximum value of SAR (measured) = 5.85 W/kg

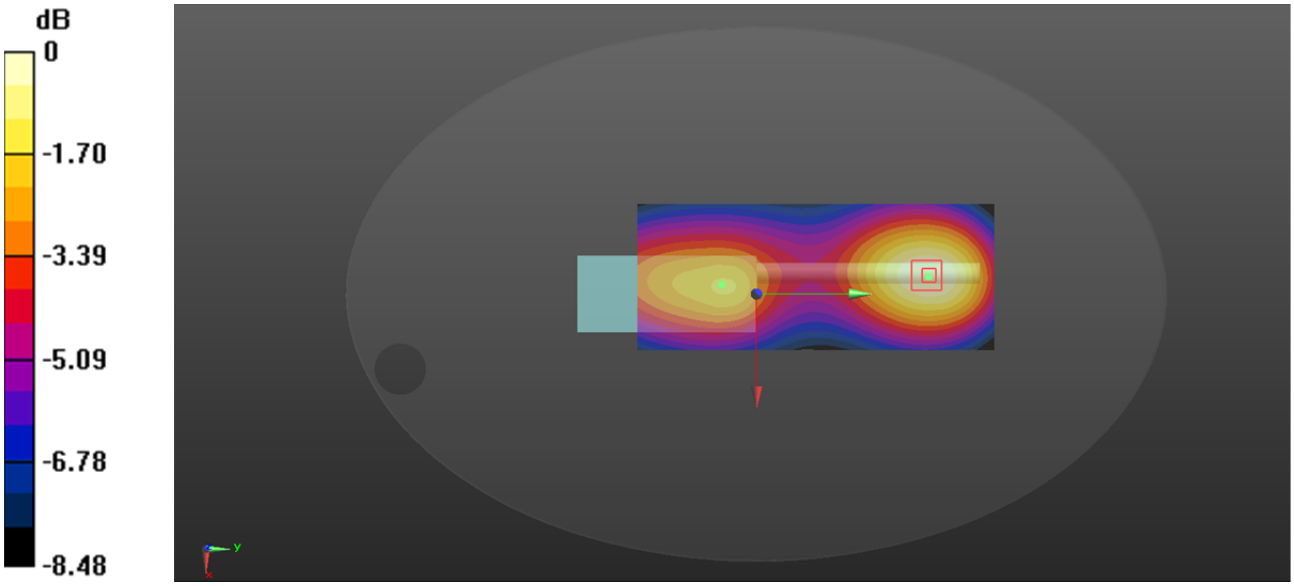

0 dB = 5.85 W/kg = 7.67 dBW/kg

Test Plot 20#: 4FSK_136.0125MHz_Body Back

DUT: Digital Portable Radio; Type: PH600 VHF; Serial: RSZ210401011-SA-S3

Communication System: 4FSK; Frequency: 136.012 MHz;Duty Cycle: 1:2
Medium parameters used: f = 136.012 MHz; σ = 0.772 S/m; εr = 62.378; ρ = 1000 kg/m3
Phantom section: Flat Section

DASY5 Configuration:

- Probe: ES3DV2 - SN3019; ConvF(7.38, 7.38, 7.38) @ 136.012 MHz; Calibrated: 2020/11/16
- Sensor-Surface: 4mm (Mechanical Surface Detection)
- Electronics: DAE4 Sn772; Calibrated: 2020/11/23
- Phantom: ELI v8.0; Type: QDOVA004AA; Serial: 2051
- Measurement SW: DASY52, Version 52.10 (2); SEMCAD X Version 14.6.12 (7470)

Area Scan (71x171x1): Interpolated grid: dx=1.500 mm, dy=1.500 mm
Maximum value of SAR (interpolated) = 3.38 W/kg

Zoom Scan (5x5x4)/Cube 0: Measurement grid: dx=8mm, dy=8mm, dz=5mm
Reference Value = 35.32 V/m; Power Drift = -0.10 dB
Peak SAR (extrapolated) = 8.20 W/kg
SAR(1 g) = 3.44 W/kg; SAR(10 g) = 1.87 W/kg
Maximum value of SAR (measured) = 3.56 W/kg

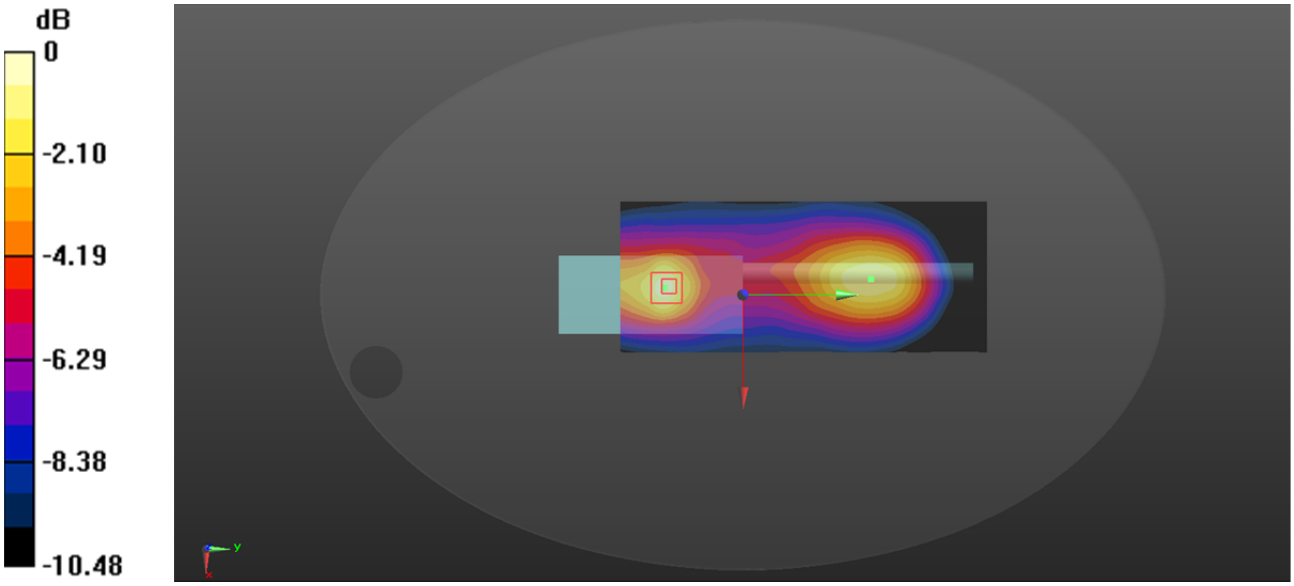

0 dB = 3.56 W/kg = 5.51 dBW/kg