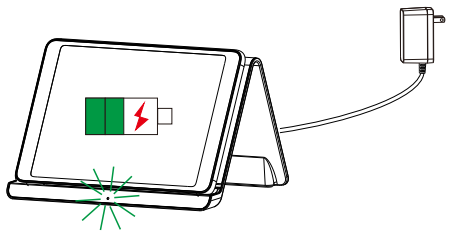



Quick Start Guide

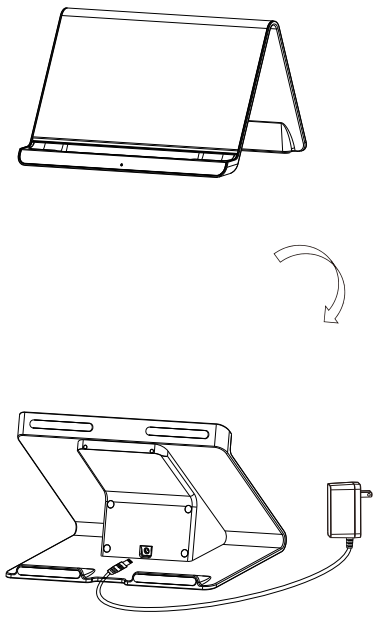

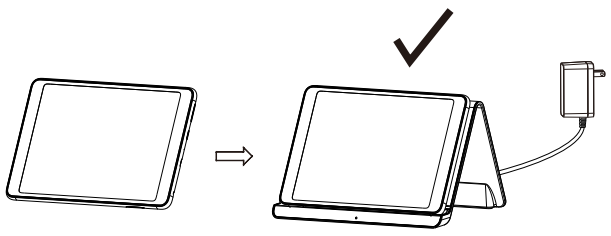

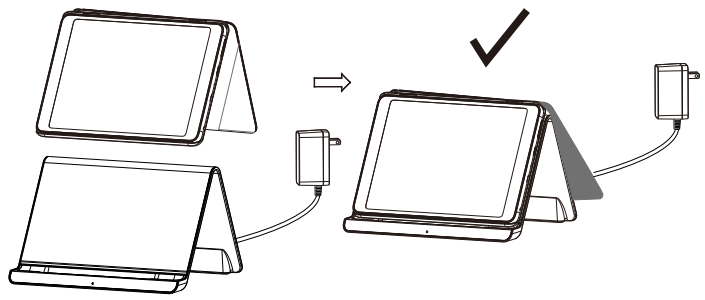

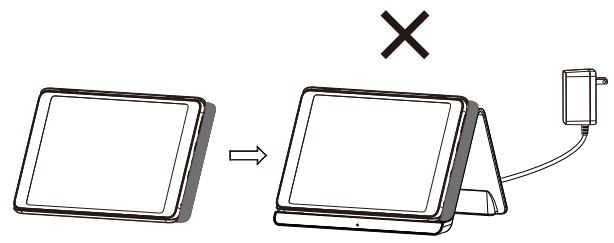

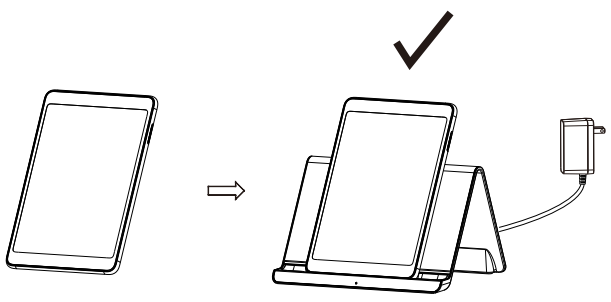

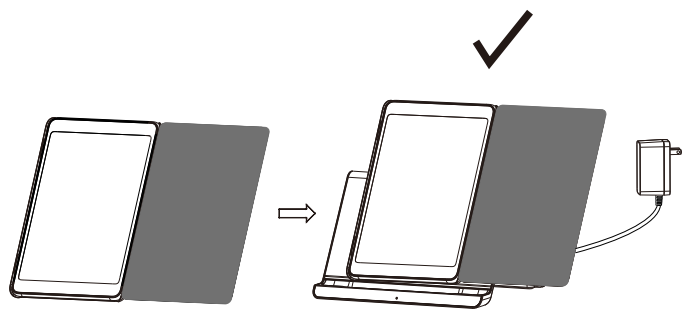

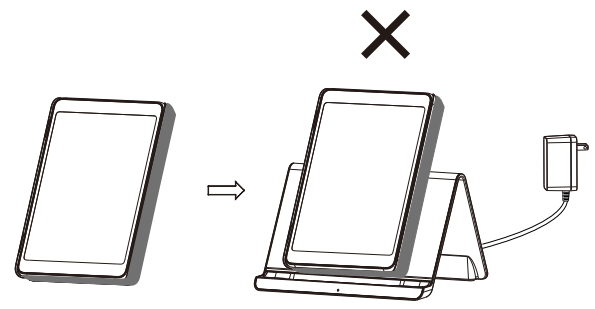

LED Indicator	Status
Solid green for 3 seconds, then off	Connected to power
Solid Green	Charging mobile device
Flashing White	Metal objects detected
Flashing green	Incompatible AC adapter or cable connected

•Using an ultra-thick protective phone case or a case with a magnetic/iron plate is not recommended as it may affect the wireless charging function.

•Do not place any foreign objects between your mobile device and the wireless charger's surface, including metal pads on a car mount, credit cards, door keys, coins, metal, or NFC cards, as it may cause overheating.

Important Safety Instructions

·Avoid dropping.
·Do not disassemble.
·Do not expose to liquids.
·This product is suitable for moderate climates only.
·The maximum ambient temperature during use of this product must not exceed 40℃
·Open flame sources, such as candles, must not be placed on this product.
·Only use a dry cloth or brush to clean this product.

FCC Statement

This device complies with Part 15 of the FCC rules. Operation is subject to the following two conditions: 1) this device may not cause harmful interference, and 2) this device must accept any interference received, including interference that may cause undesired operation.
Note: This equipment has been tested and found to comply with the limits for a Class B digital device, pursuant to part 15 of the FCC Rules. These limits are designed to provide reasonable protection against harmful interference in a residential

installation.
This equipment generates uses and can radiate radio frequency energy and, if not installed and used in accordance with the instructions, may cause harmful interference to radio communications. However, there is no guarantee that interference will not occur in particular installation. If this equipment does cause harmful interference to radio or television reception, which can be determined by turning the equipment off and on, the user is encouraged to try to correct the interference by one or more of the following measures:
--Reorient or relocate the receiving antenna.
--Increase the separation between the equipment and receiver.
--Connect the equipment into an outlet on a circuit different from that to which the receiver is connected.
--Consult the dealer or an experienced radio/TV technician for help.
Changes or modifications not expressly approved by the party responsible for compliance could void the user's authority to operate the equipment.

Radiation Exposure Statement

This equipment complies with FCC radiation exposure limits set forth for an uncontrolled environment. This equipment should be installed and operated with minimum distance of 20 cm between the radiator & your body.

Specifications

Input	12V1.5A
Output	5W/10W
Size	207 x 147x 123mm
Weight	500 g/ 384g