802.11ax HEW40_RU106_Index53_Nss1,(MCS0)_2TX **PSD**

5190MHz

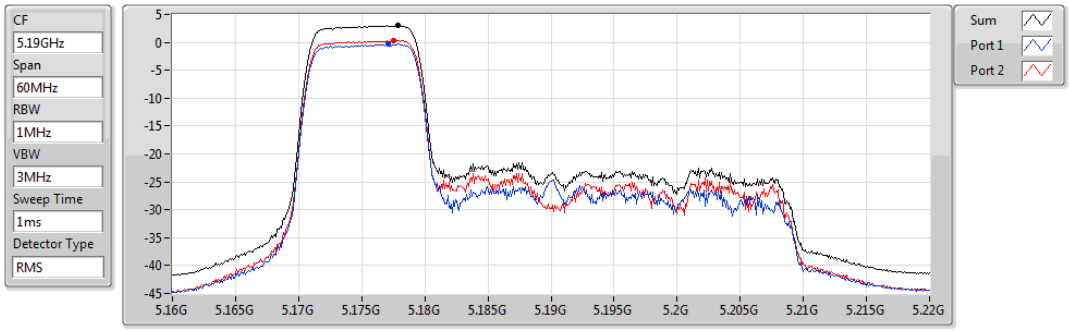

Sum	PD	Port 1	Port 2
(dBm/RBW)	(dBm/RBW)	(dBm/RBW)	(dBm/RBW)
2.96	2.96	-0.35	0.28

802.11ax HEW40_RU106_Index53_Nss1,(MCS0)_2TX **PSD**

5230MHz

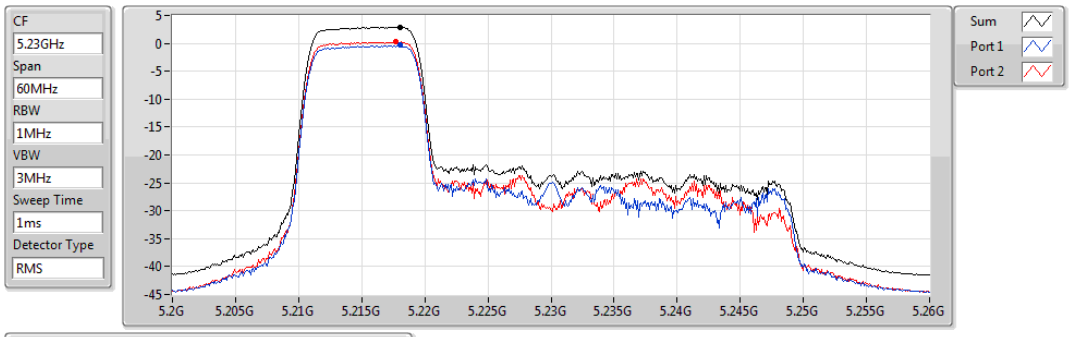

Sum	PD	Port 1	Port 2
(dBm/RBW)	(dBm/RBW)	(dBm/RBW)	(dBm/RBW)
2.94	2.94	-0.36	0.25

802.11ax HEW40_RU106_Index53_Nss1,(MCS0)_2TX **PSD**

5270MHz

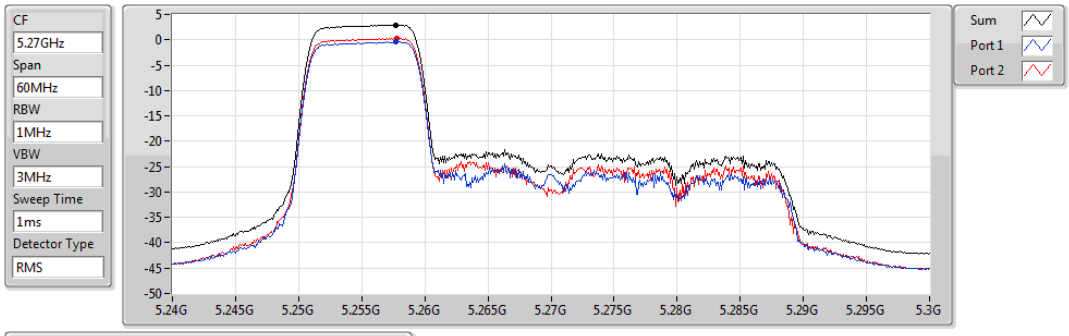

Sum	PD	Port 1	Port 2
(dBm/RBW)	(dBm/RBW)	(dBm/RBW)	(dBm/RBW)
2.94	2.94	-0.42	0.25

802.11ax HEW40_RU106_Index53_Nss1,(MCS0)_2TX **PSD**

5310MHz

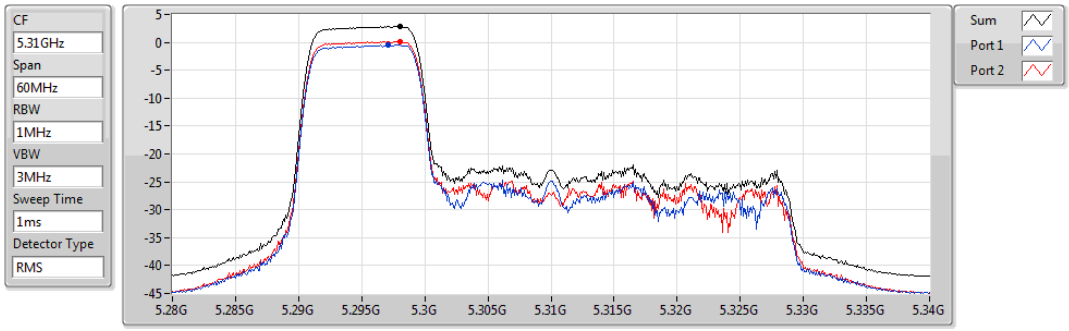

Sum	PD	Port 1	Port 2
(dBm/RBW)	(dBm/RBW)	(dBm/RBW)	(dBm/RBW)
2.84	2.84	-0.45	0.18

802.11ax HEW40_RU106_Index53_Nss1,(MCS0)_2TX **PSD**

5510MHz

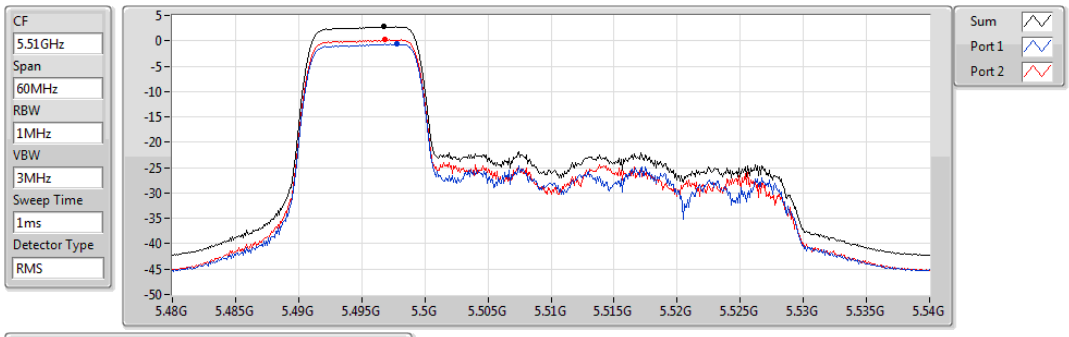

Sum	PD	Port 1	Port 2
(dBm/RBW)	(dBm/RBW)	(dBm/RBW)	(dBm/RBW)
2.77	2.77	-0.65	0.25

802.11ax HEW40_RU106_Index53_Nss1,(MCS0)_2TX **PSD**

5590MHz

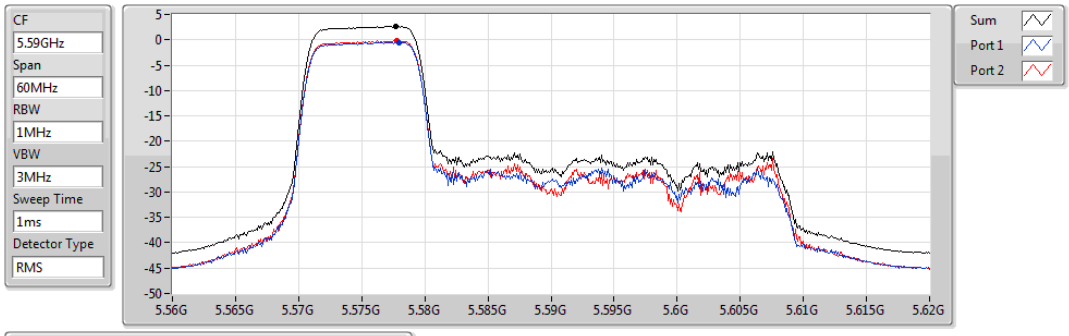

Sum	PD	Port 1	Port 2
(dBm/RBW)	(dBm/RBW)	(dBm/RBW)	(dBm/RBW)
2.66	2.66	-0.49	-0.21

802.11ax HEW40_RU106_Index53_Nss1,(MCS0)_2TX **PSD**

5670MHz

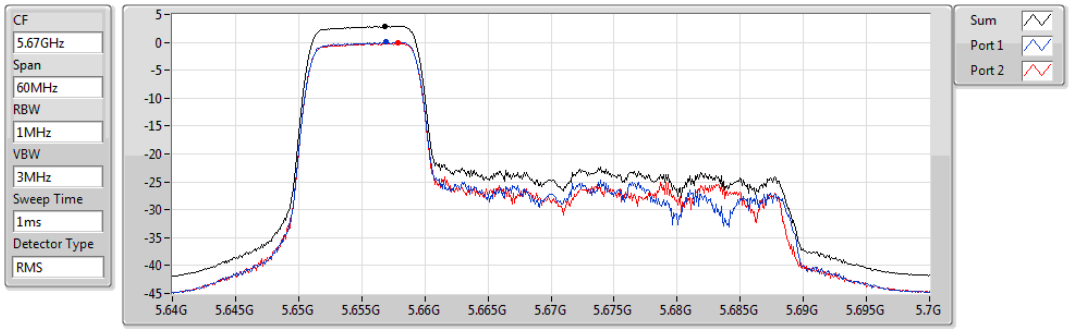

Sum	PD	Port 1	Port 2
(dBm/RBW)	(dBm/RBW)	(dBm/RBW)	(dBm/RBW)
2.92	2.92	0.02	-0.07

802.11ax HEW40_RU106_Index53_Nss1,(MCS0)_2TX **PSD**

5710MHz Straddle 5.47-5.725GHz

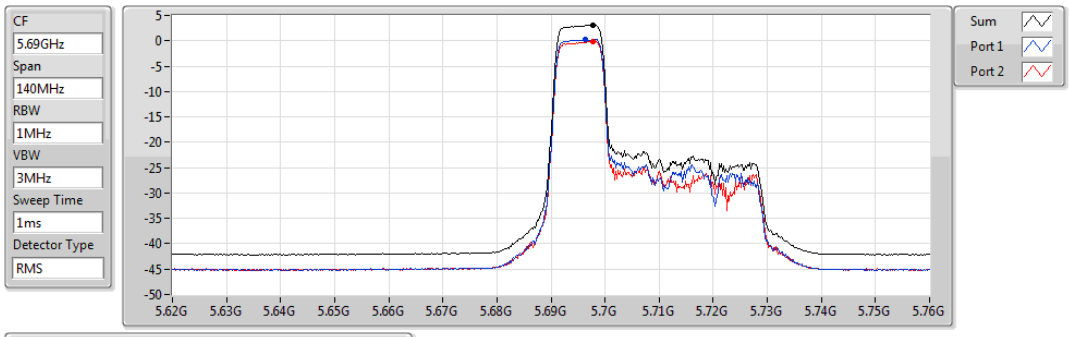

Sum	PD	Port 1	Port 2
(dBm/RBW)	(dBm/RBW)	(dBm/RBW)	(dBm/RBW)
3.08	3.08	0.34	-0.17

802.11ax HEW40_RU106_Index53_Nss1,(MCS0)_2TX **PSD**

5710MHz Straddle 5.725-5.85GHz

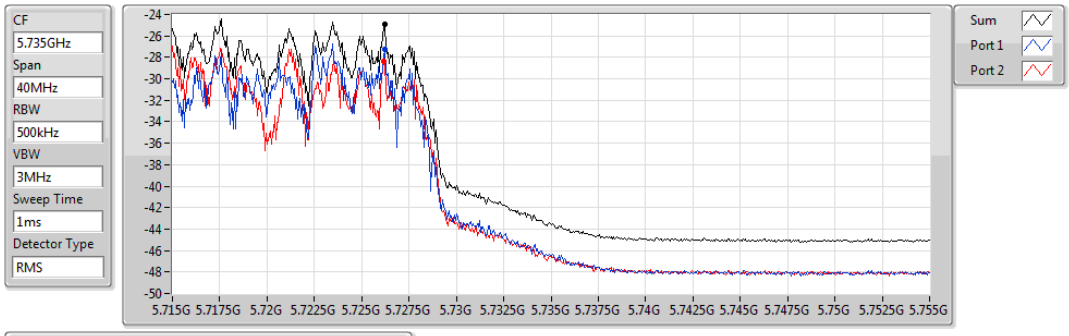

Sum	PD	Port 1	Port 2
(dBm/RBW)	(dBm/RBW)	(dBm/RBW)	(dBm/RBW)
-24.93	-24.93	-27.28	-28.41

802.11ax HEW40_RU106_Index54_Nss1,(MCS0)_2TX **PSD**

5190MHz

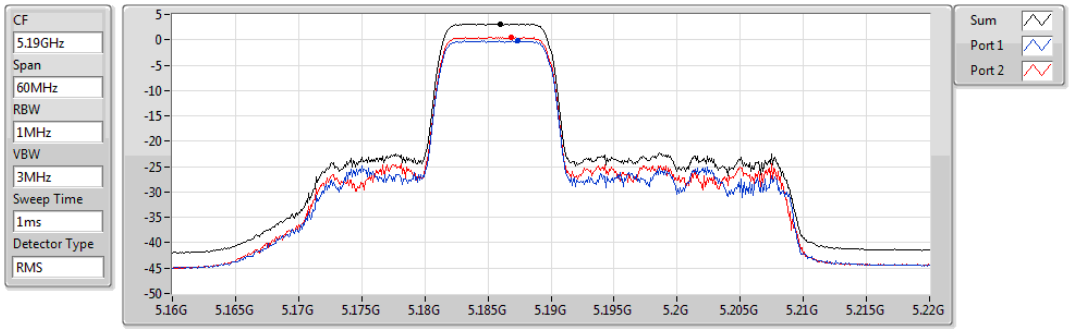

Sum	PD	Port 1	Port 2
(dBm/RBW)	(dBm/RBW)	(dBm/RBW)	(dBm/RBW)
3.12	3.12	-0.21	0.52

802.11ax HEW40_RU106_Index54_Nss1,(MCS0)_2TX **PSD**

5230MHz

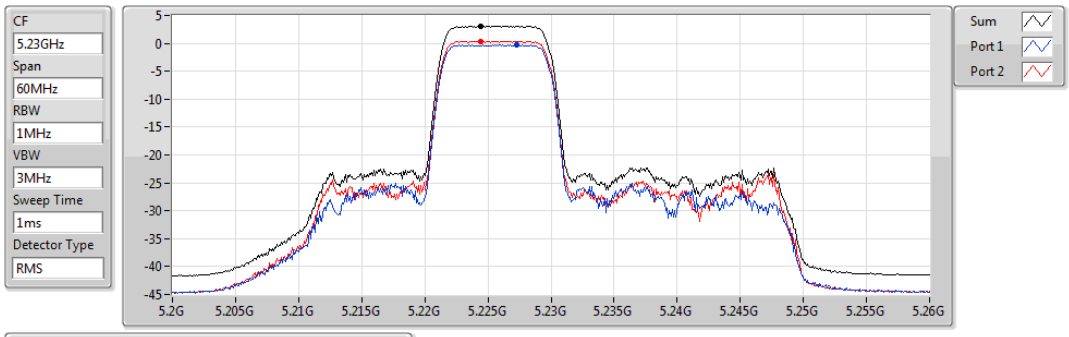

Sum	PD	Port 1	Port 2
(dBm/RBW)	(dBm/RBW)	(dBm/RBW)	(dBm/RBW)
3.03	3.03	-0.29	0.41

802.11ax HEW40_RU106_Index54_Nss1,(MCS0)_2TX **PSD**

5270MHz

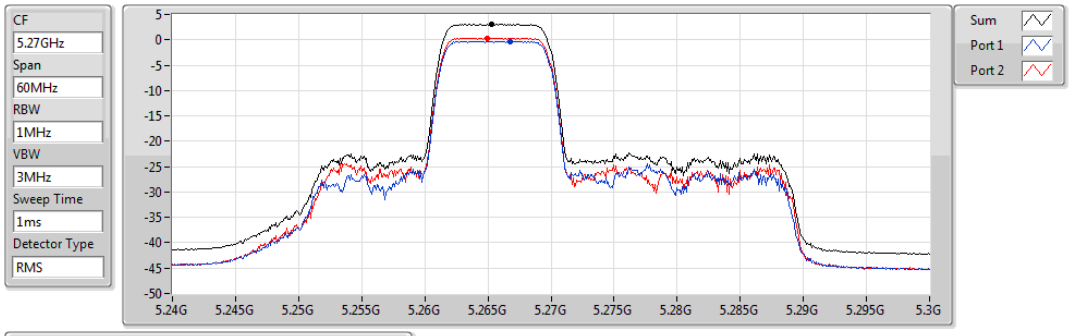

Sum	PD	Port 1	Port 2
(dBm/RBW)	(dBm/RBW)	(dBm/RBW)	(dBm/RBW)
3.02	3.02	-0.28	0.37

802.11ax HEW40_RU106_Index54_Nss1,(MCS0)_2TX **PSD**

5310MHz

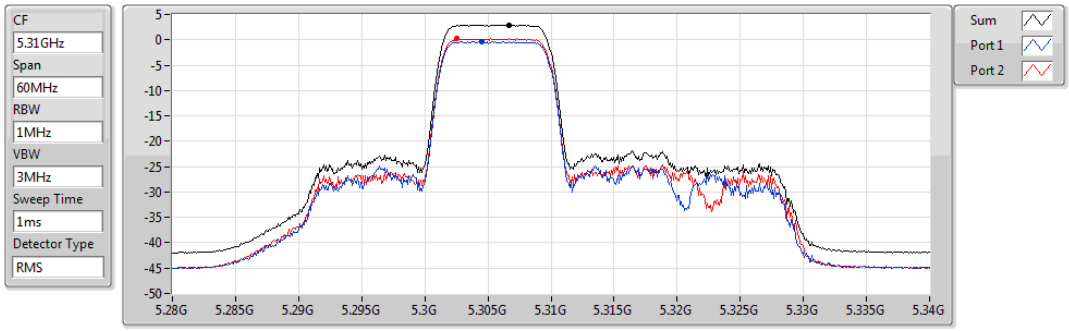

Sum	PD	Port 1	Port 2
(dBm/RBW)	(dBm/RBW)	(dBm/RBW)	(dBm/RBW)
2.92	2.92	-0.35	0.23

802.11ax HEW40_RU106_Index54_Nss1,(MCS0)_2TX **PSD**

5510MHz

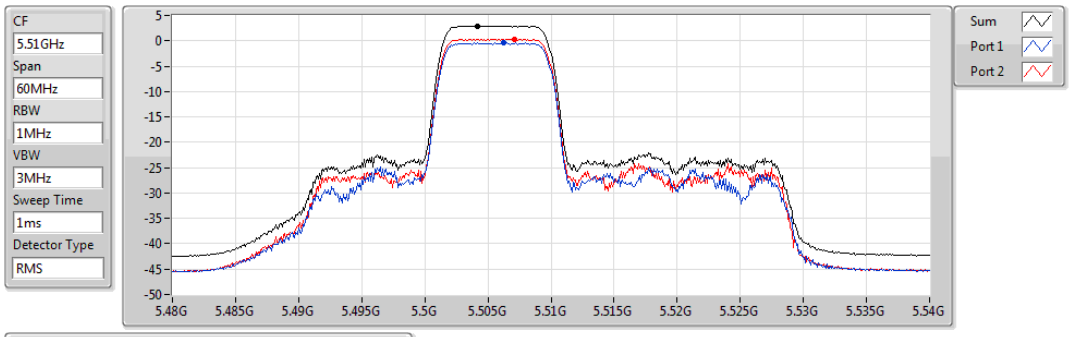

Sum	PD	Port 1	Port 2
(dBm/RBW)	(dBm/RBW)	(dBm/RBW)	(dBm/RBW)
2.94	2.94	-0.42	0.32

802.11ax HEW40_RU106_Index54_Nss1,(MCS0)_2TX **PSD**

5590MHz

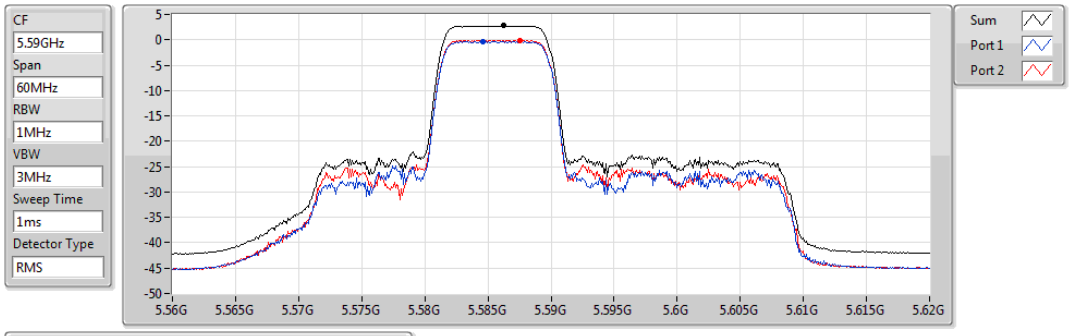

Sum	PD	Port 1	Port 2
(dBm/RBW)	(dBm/RBW)	(dBm/RBW)	(dBm/RBW)
2.77	2.77	-0.33	-0.12

802.11ax HEW40_RU106_Index54_Nss1,(MCS0)_2TX **PSD**

5670MHz

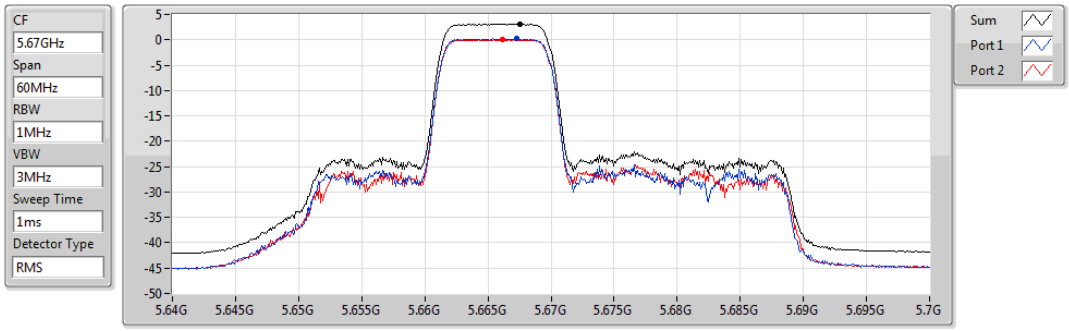

Sum	PD	Port 1	Port 2
(dBm/RBW)	(dBm/RBW)	(dBm/RBW)	(dBm/RBW)
3.06	3.06	0.20	0.03

802.11ax HEW40_RU106_Index54_Nss1,(MCS0)_2TX **PSD**

5710MHz Straddle 5.47-5.725GHz

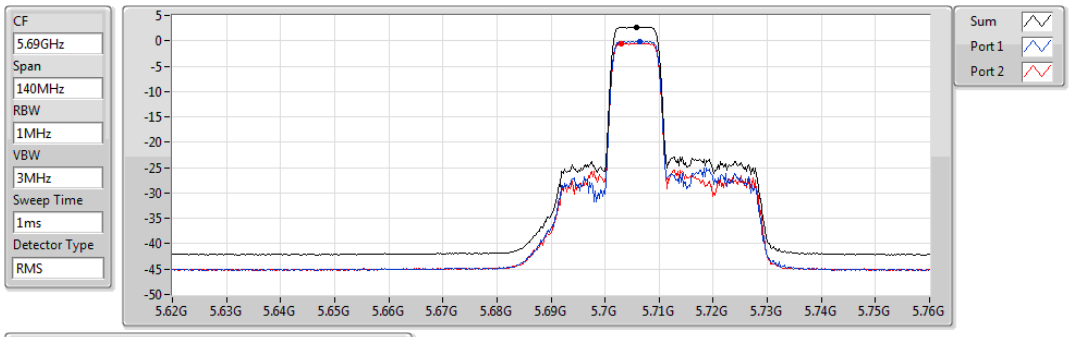

Sum	PD	Port 1	Port 2
(dBm/RBW)	(dBm/RBW)	(dBm/RBW)	(dBm/RBW)
2.69	2.69	-0.09	-0.50

802.11ax HEW40_RU106_Index54_Nss1,(MCS0)_2TX **PSD**

5710MHz Straddle 5.725-5.85GHz

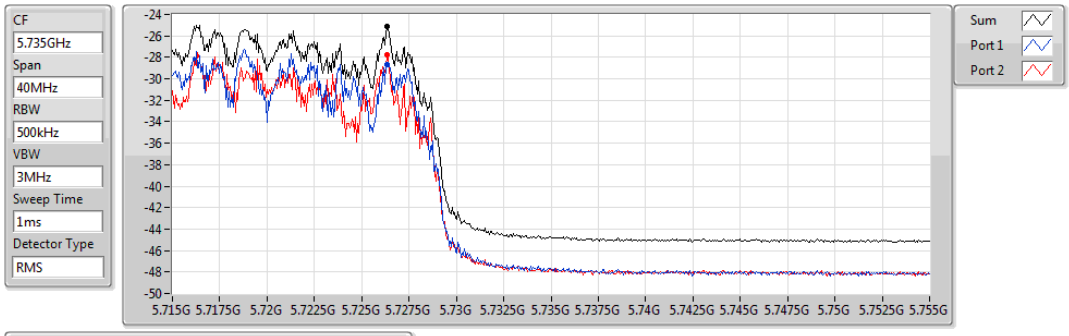

Sum	PD	Port 1	Port 2
(dBm/RBW)	(dBm/RBW)	(dBm/RBW)	(dBm/RBW)
-25.15	-25.15	-28.63	-27.74

802.11ax HEW40_RU106_Index56_Nss1,(MCS0)_2TX **PSD**

5190MHz

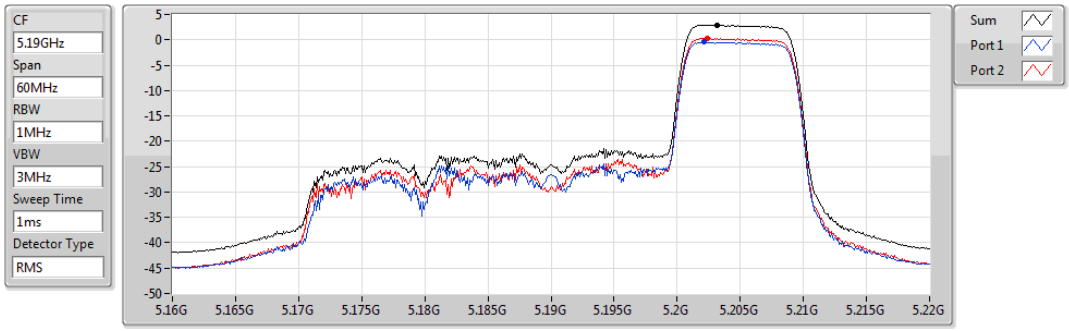

Sum	PD	Port 1	Port 2
(dBm/RBW)	(dBm/RBW)	(dBm/RBW)	(dBm/RBW)
2.92	2.92	-0.46	0.27

802.11ax HEW40_RU106_Index56_Nss1,(MCS0)_2TX **PSD**

5230MHz

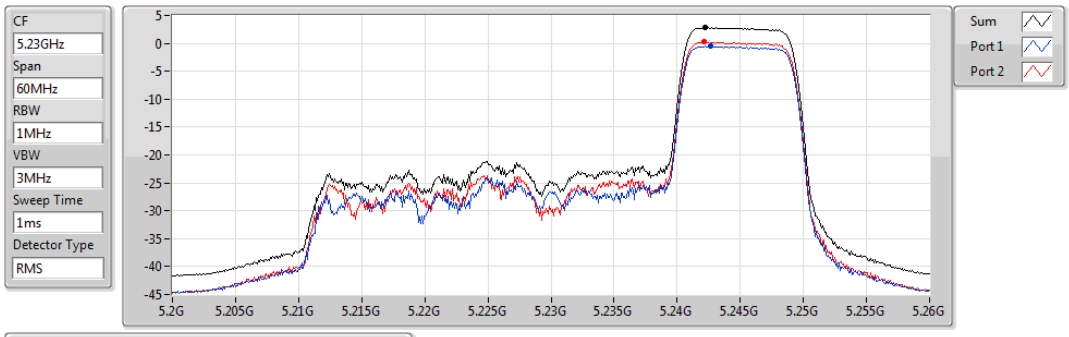

Sum	PD	Port 1	Port 2
(dBm/RBW)	(dBm/RBW)	(dBm/RBW)	(dBm/RBW)
2.89	2.89	-0.47	0.24

802.11ax HEW40_RU106_Index56_Nss1,(MCS0)_2TX **PSD**

5270MHz

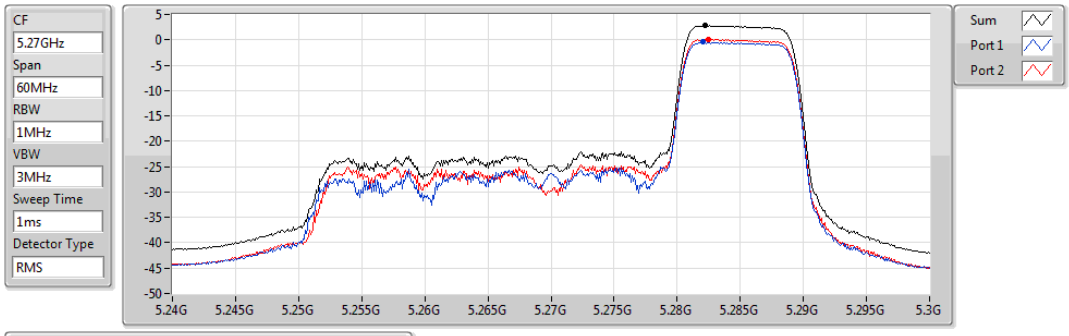

Sum	PD	Port 1	Port 2
(dBm/RBW)	(dBm/RBW)	(dBm/RBW)	(dBm/RBW)
2.77	2.77	-0.47	0.08

802.11ax HEW40_RU106_Index56_Nss1,(MCS0)_2TX **PSD**

5310MHz

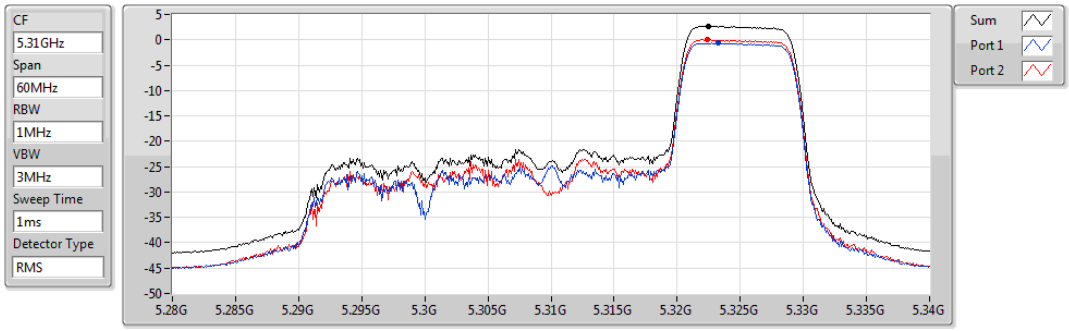

Sum	PD	Port 1	Port 2
(dBm/RBW)	(dBm/RBW)	(dBm/RBW)	(dBm/RBW)
2.66	2.66	-0.66	0.01

802.11ax HEW40_RU106_Index56_Nss1,(MCS0)_2TX **PSD**

5510MHz

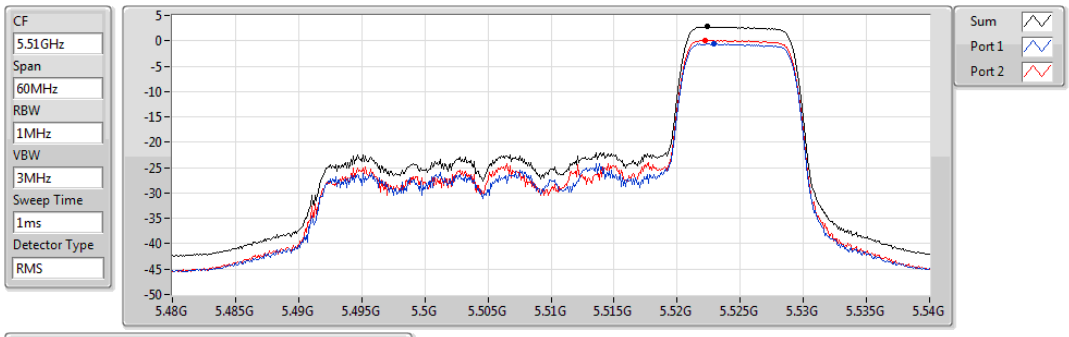

Sum	PD	Port 1	Port 2
(dBm/RBW)	(dBm/RBW)	(dBm/RBW)	(dBm/RBW)
2.75	2.75	-0.55	0.11

802.11ax HEW40_RU106_Index56_Nss1,(MCS0)_2TX **PSD**

5590MHz

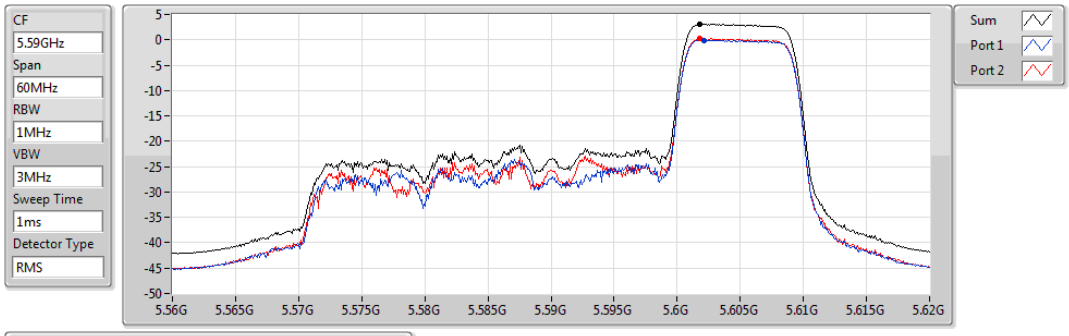

Sum	PD	Port 1	Port 2
(dBm/RBW)	(dBm/RBW)	(dBm/RBW)	(dBm/RBW)
3.06	3.06	-0.06	0.21

802.11ax HEW40_RU106_Index56_Nss1,(MCS0)_2TX **PSD**

5670MHz

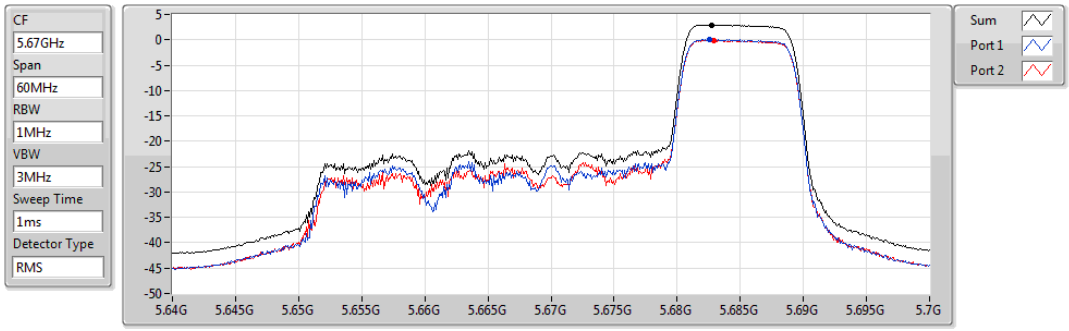

Sum	PD	Port 1	Port 2
(dBm/RBW)	(dBm/RBW)	(dBm/RBW)	(dBm/RBW)
2.94	2.94	0.02	-0.10

802.11ax HEW40_RU106_Index56_Nss1,(MCS0)_2TX **PSD**

5710MHz Straddle 5.47-5.725GHz

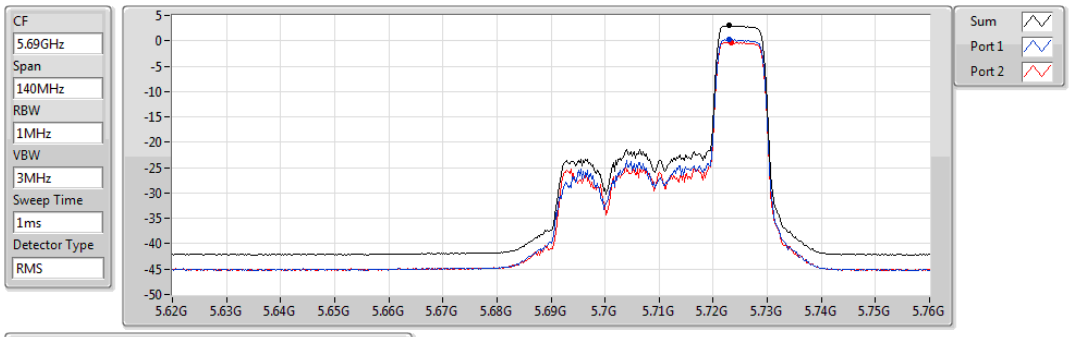

Sum	PD	Port 1	Port 2
(dBm/RBW)	(dBm/RBW)	(dBm/RBW)	(dBm/RBW)
2.99	2.99	0.30	-0.27

802.11ax HEW40_RU106_Index56_Nss1,(MCS0)_2TX **PSD**

5710MHz Straddle 5.725-5.85GHz

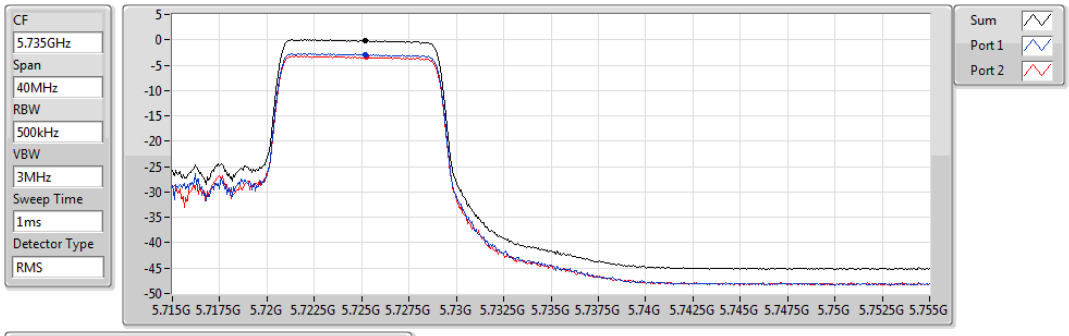

Sum	PD	Port 1	Port 2
(dBm/RBW)	(dBm/RBW)	(dBm/RBW)	(dBm/RBW)
-0.16	-0.16	-2.86	-3.44

802.11ax HEW40_RU242_Index61_Nss1,(MCS0)_2TX **PSD**

5190MHz

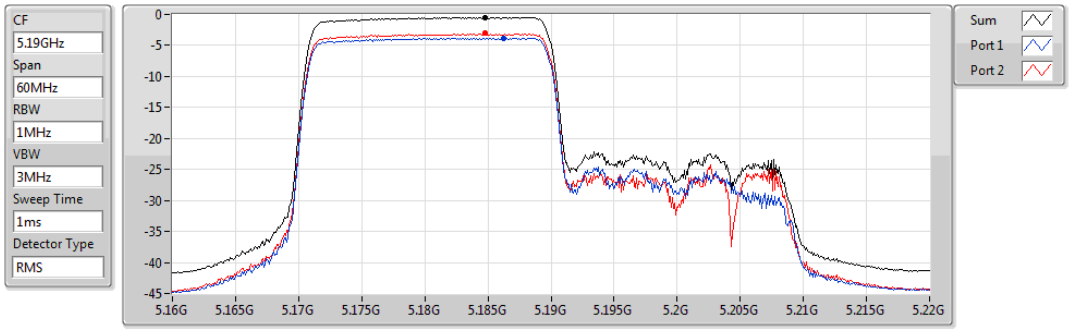

Sum	PD	Port 1	Port 2
(dBm/RBW)	(dBm/RBW)	(dBm/RBW)	(dBm/RBW)
-0.48	-0.48	-3.80	-3.07

802.11ax HEW40_RU242_Index61_Nss1,(MCS0)_2TX **PSD**

5230MHz

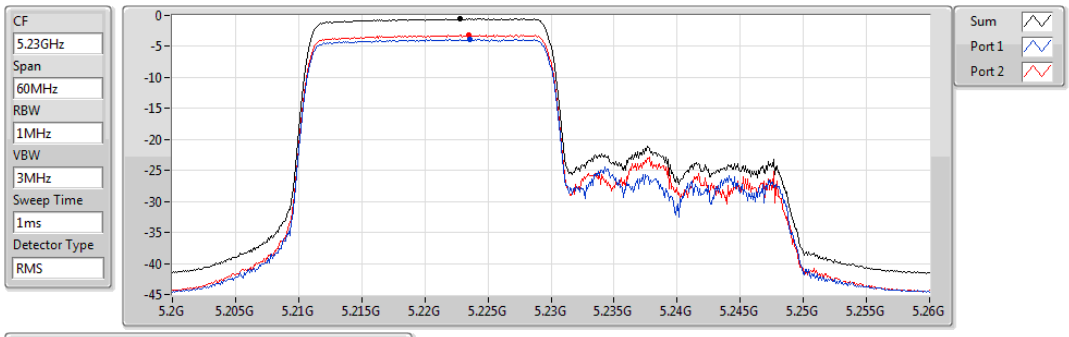

Sum	PD	Port 1	Port 2
(dBm/RBW)	(dBm/RBW)	(dBm/RBW)	(dBm/RBW)
-0.54	-0.54	-3.83	-3.15

802.11ax HEW40_RU242_Index61_Nss1,(MCS0)_2TX **PSD**

5270MHz

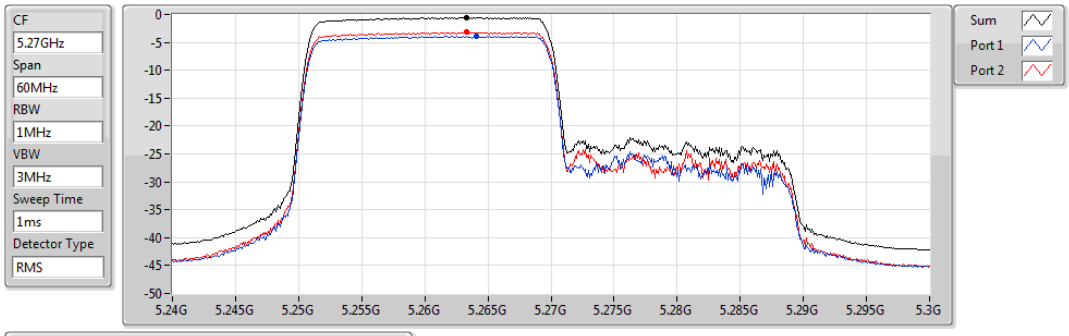

Sum	PD	Port 1	Port 2
(dBm/RBW)	(dBm/RBW)	(dBm/RBW)	(dBm/RBW)
-0.57	-0.57	-3.84	-3.22

802.11ax HEW40_RU242_Index61_Nss1,(MCS0)_2TX PSD

5310MHz

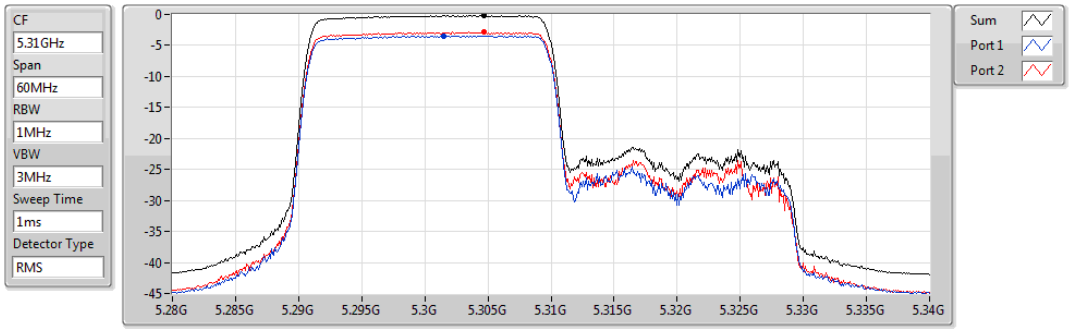

Sum	PD	Port 1	Port 2
(dBm/RBW)	(dBm/RBW)	(dBm/RBW)	(dBm/RBW)
-0.17	-0.17	-3.45	-2.83

802.11ax HEW40_RU242_Index61_Nss1,(MCS0)_2TX PSD

5510MHz

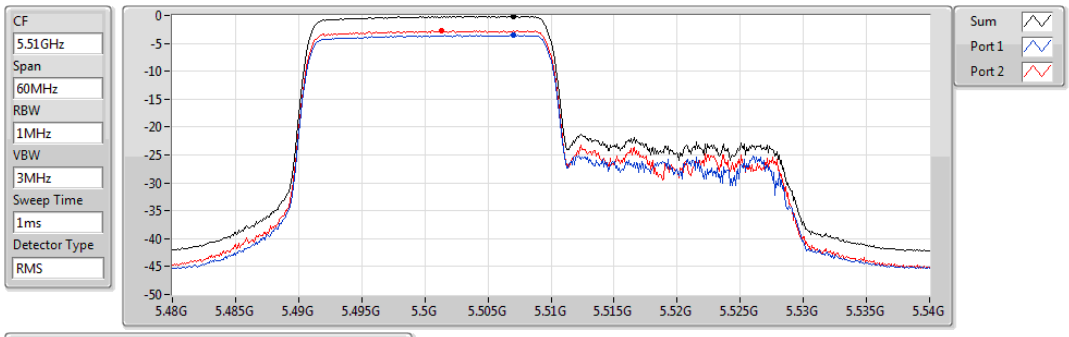

Sum	PD	Port 1	Port 2
(dBm/RBW)	(dBm/RBW)	(dBm/RBW)	(dBm/RBW)
-0.11	-0.11	-3.44	-2.76

802.11ax HEW40_RU242_Index61_Nss1,(MCS0)_2TX PSD

5590MHz

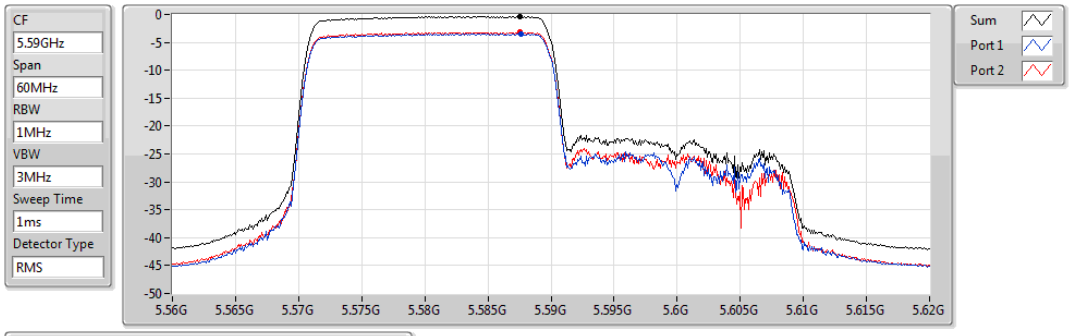

Sum	PD	Port 1	Port 2
(dBm/RBW)	(dBm/RBW)	(dBm/RBW)	(dBm/RBW)
-0.35	-0.35	-3.46	-3.18

802.11ax HEW40_RU242_Index61_Nss1,(MCS0)_2TX **PSD**

5670MHz

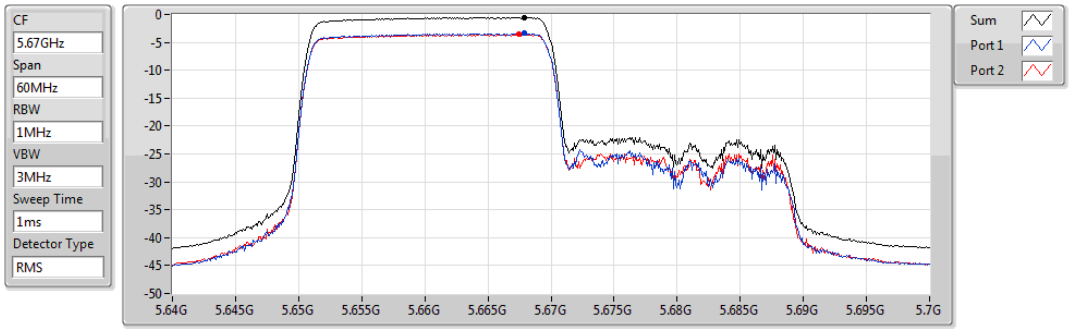

Sum	PD	Port 1	Port 2
(dBm/RBW)	(dBm/RBW)	(dBm/RBW)	(dBm/RBW)
-0.52	-0.52	-3.40	-3.60

802.11ax HEW40_RU242_Index61_Nss1,(MCS0)_2TX **PSD**

5710MHz Straddle 5.47-5.725GHz

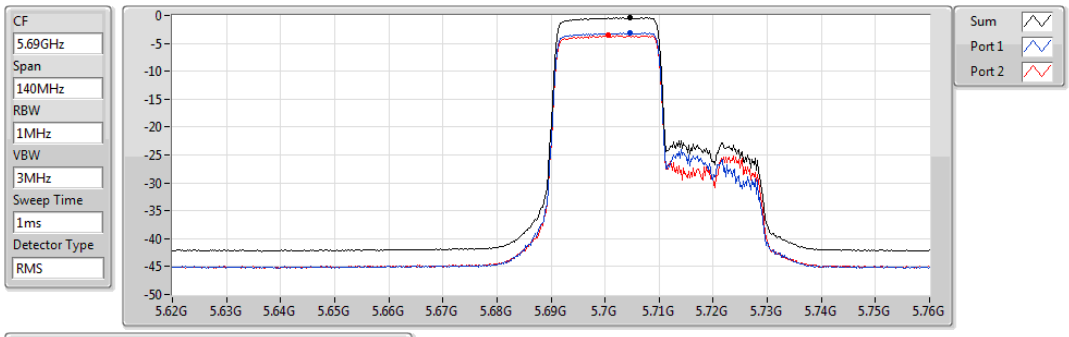

Sum	PD	Port 1	Port 2
(dBm/RBW)	(dBm/RBW)	(dBm/RBW)	(dBm/RBW)
-0.39	-0.39	-3.14	-3.60

802.11ax HEW40_RU242_Index61_Nss1,(MCS0)_2TX **PSD**

5710MHz Straddle 5.725-5.85GHz

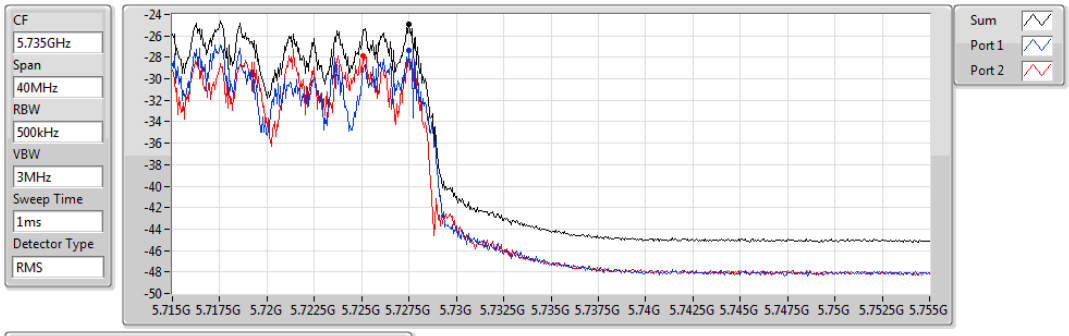

Sum	PD	Port 1	Port 2
(dBm/RBW)	(dBm/RBW)	(dBm/RBW)	(dBm/RBW)
-24.88	-24.88	-27.36	-27.83

802.11ax HEW40_RU242_Index62_Nss1,(MCS0)_2TX **PSD**

5190MHz

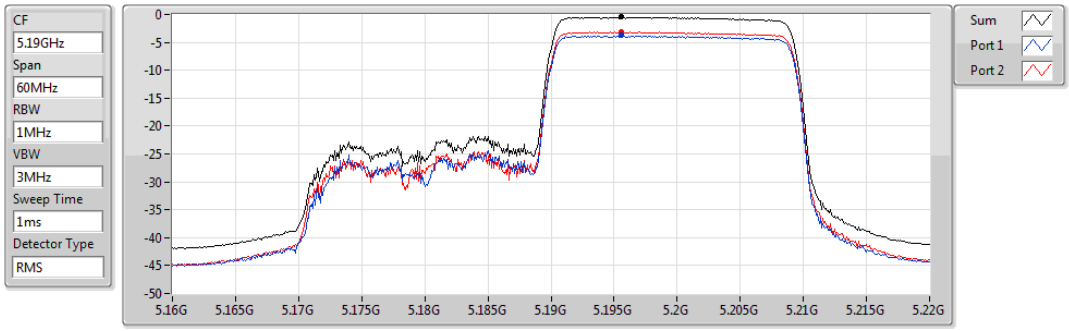

Sum	PD	Port 1	Port 2
(dBm/RBW)	(dBm/RBW)	(dBm/RBW)	(dBm/RBW)
-0.43	-0.43	-3.78	-3.13

802.11ax HEW40_RU242_Index62_Nss1,(MCS0)_2TX **PSD**

5230MHz

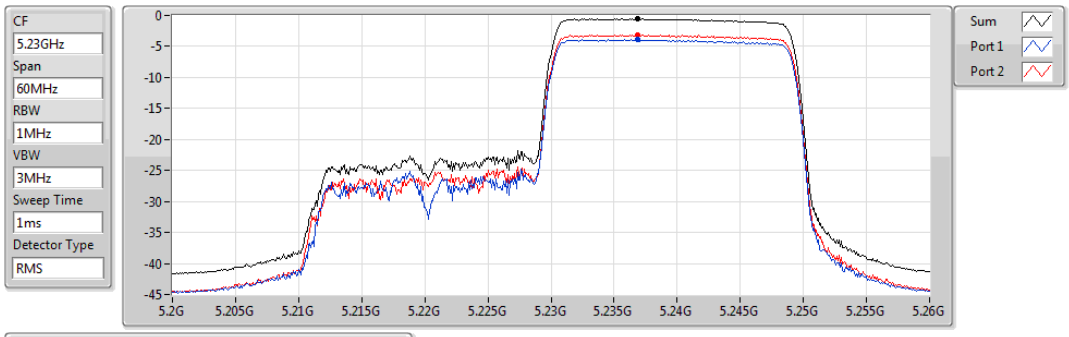

Sum	PD	Port 1	Port 2
(dBm/RBW)	(dBm/RBW)	(dBm/RBW)	(dBm/RBW)
-0.49	-0.49	-3.89	-3.14

802.11ax HEW40_RU242_Index62_Nss1,(MCS0)_2TX **PSD**

5270MHz

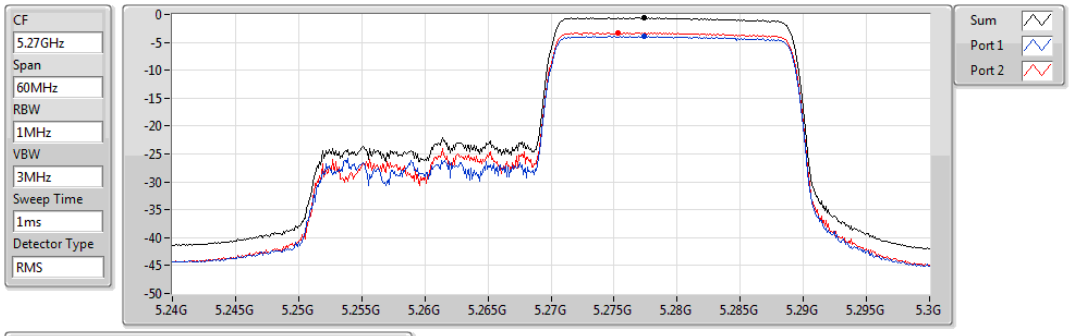

Sum	PD	Port 1	Port 2
(dBm/RBW)	(dBm/RBW)	(dBm/RBW)	(dBm/RBW)
-0.59	-0.59	-3.91	-3.28

802.11ax HEW40_RU242_Index62_Nss1,(MCS0)_2TX PSD

5310MHz

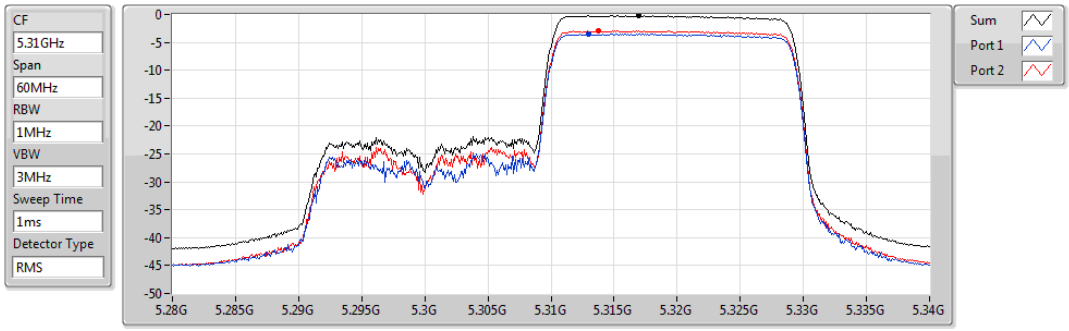

Sum	PD	Port 1	Port 2
(dBm/RBW)	(dBm/RBW)	(dBm/RBW)	(dBm/RBW)
-0.23	-0.23	-3.49	-2.91

802.11ax HEW40_RU242_Index62_Nss1,(MCS0)_2TX PSD

5510MHz

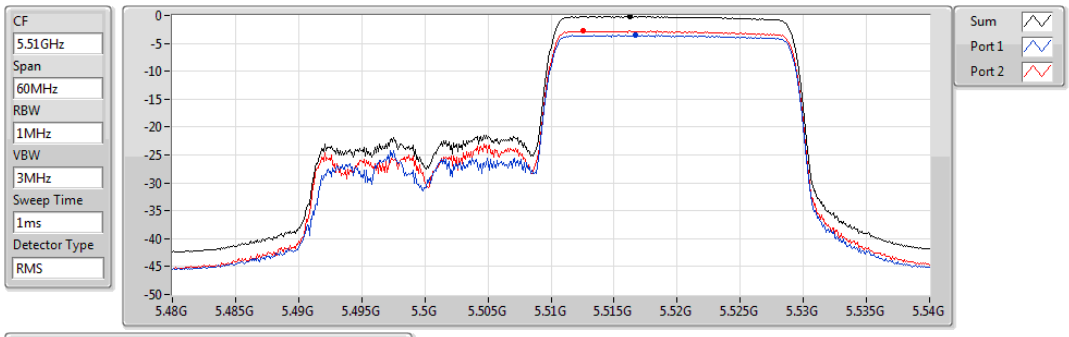

Sum	PD	Port 1	Port 2
(dBm/RBW)	(dBm/RBW)	(dBm/RBW)	(dBm/RBW)
-0.17	-0.17	-3.50	-2.77

802.11ax HEW40_RU242_Index62_Nss1,(MCS0)_2TX PSD

5590MHz

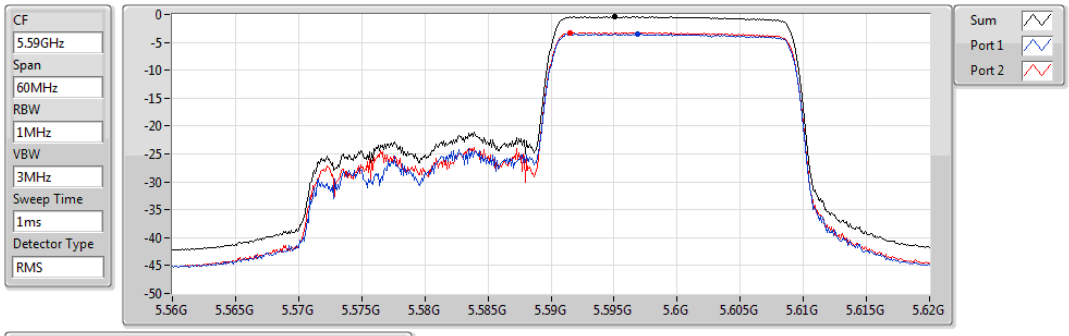

Sum	PD	Port 1	Port 2
(dBm/RBW)	(dBm/RBW)	(dBm/RBW)	(dBm/RBW)
-0.41	-0.41	-3.52	-3.23

802.11ax HEW40_RU242_Index62_Nss1,(MCS0)_2TX **PSD**

5670MHz

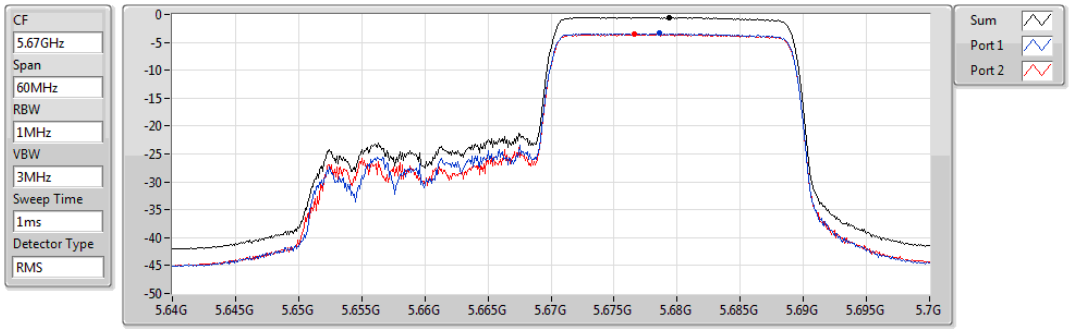

Sum	PD	Port 1	Port 2
(dBm/RBW)	(dBm/RBW)	(dBm/RBW)	(dBm/RBW)
-0.49	-0.49	-3.41	-3.54

802.11ax HEW40_RU242_Index62_Nss1,(MCS0)_2TX **PSD**

5710MHz Straddle 5.47-5.725GHz

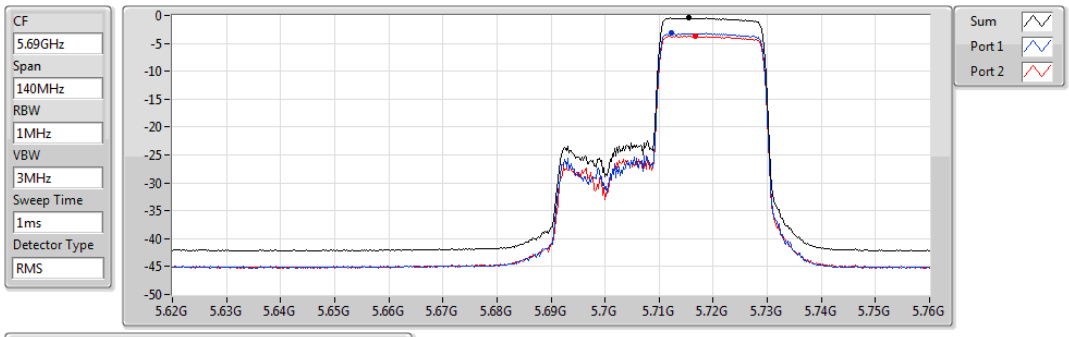

Sum	PD	Port 1	Port 2
(dBm/RBW)	(dBm/RBW)	(dBm/RBW)	(dBm/RBW)
-0.45	-0.45	-3.21	-3.63

802.11ax HEW40_RU242_Index62_Nss1,(MCS0)_2TX **PSD**

5710MHz Straddle 5.725-5.85GHz

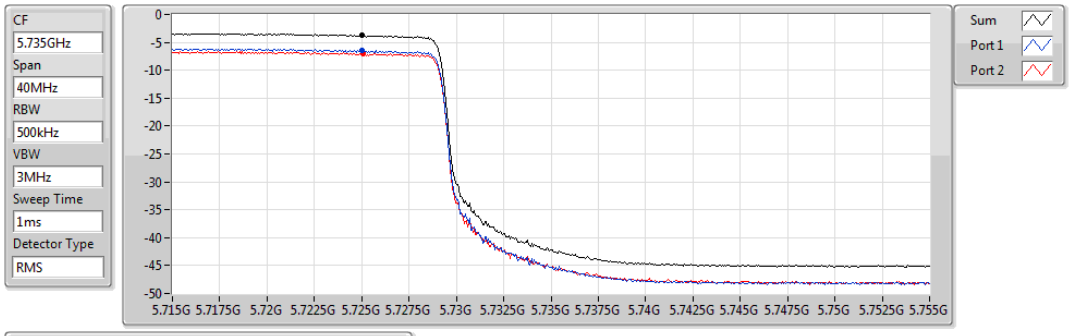

Sum	PD	Port 1	Port 2
(dBm/RBW)	(dBm/RBW)	(dBm/RBW)	(dBm/RBW)
-3.79	-3.79	-6.51	-7.07

802.11ax HEW40_RU484_Index65_Nss1,(MCS0)_2TX **PSD**

5190MHz

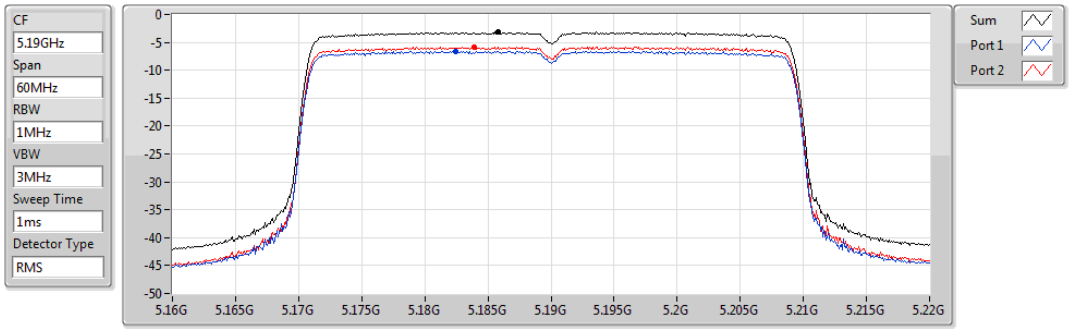

Sum	PD	Port 1	Port 2
(dBm/RBW)	(dBm/RBW)	(dBm/RBW)	(dBm/RBW)
-3.20	-3.20	-6.56	-5.82

802.11ax HEW40_RU484_Index65_Nss1,(MCS0)_2TX **PSD**

5230MHz

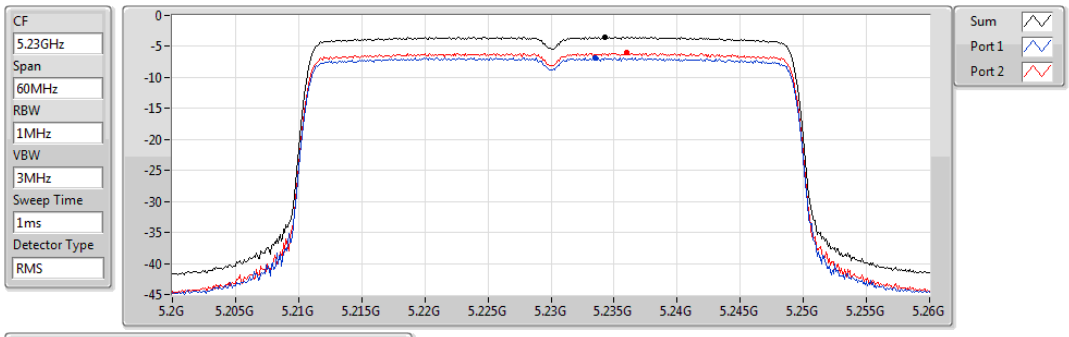

Sum	PD	Port 1	Port 2
(dBm/RBW)	(dBm/RBW)	(dBm/RBW)	(dBm/RBW)
-3.48	-3.48	-6.79	-5.99

802.11ax HEW40_RU484_Index65_Nss1,(MCS0)_2TX **PSD**

5270MHz

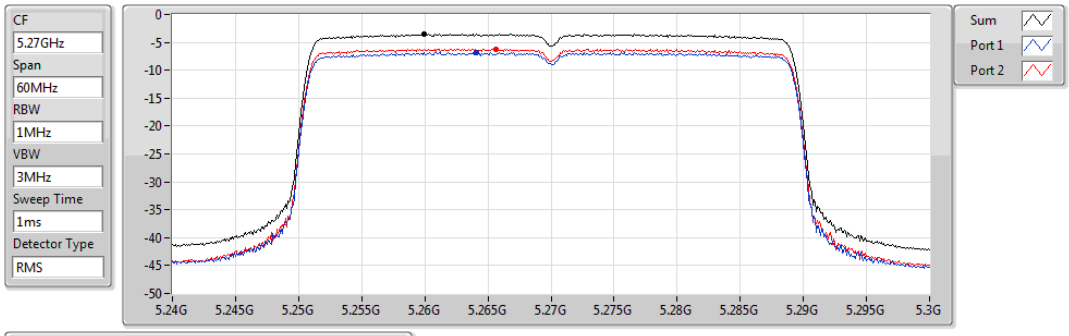

Sum	PD	Port 1	Port 2
(dBm/RBW)	(dBm/RBW)	(dBm/RBW)	(dBm/RBW)
-3.53	-3.53	-6.76	-6.17

802.11ax HEW40_RU484_Index65_Nss1,(MCS0)_2TX **PSD**

5310MHz

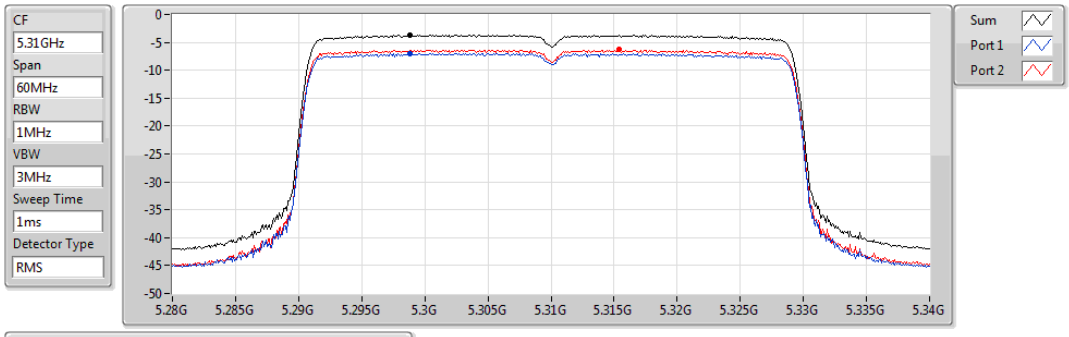

Sum	PD	Port 1	Port 2
(dBm/RBW)	(dBm/RBW)	(dBm/RBW)	(dBm/RBW)
-3.69	-3.69	-6.94	-6.26

802.11ax HEW40_RU484_Index65_Nss1,(MCS0)_2TX **PSD**

5510MHz

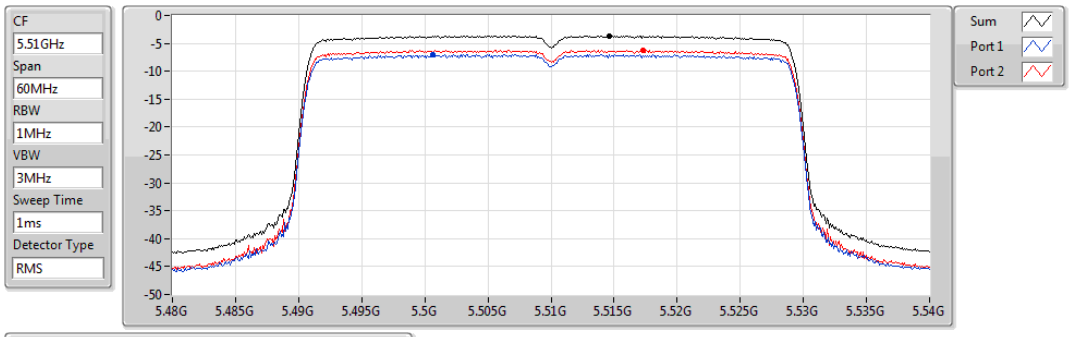

Sum	PD	Port 1	Port 2
(dBm/RBW)	(dBm/RBW)	(dBm/RBW)	(dBm/RBW)
-3.68	-3.68	-7.00	-6.18

802.11ax HEW40_RU484_Index65_Nss1,(MCS0)_2TX **PSD**

5590MHz

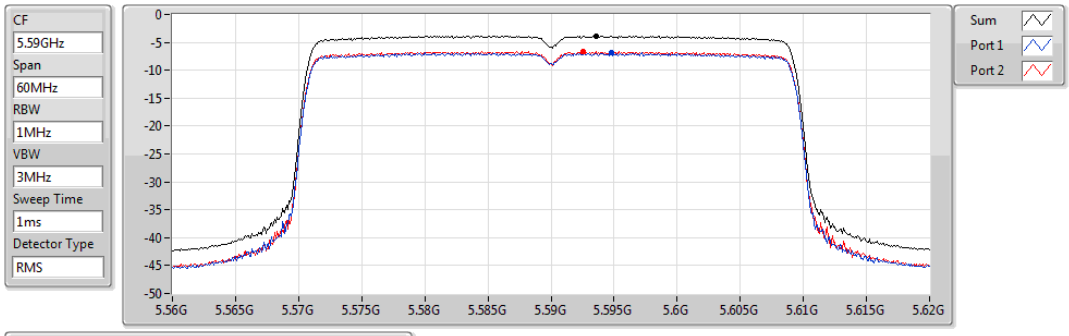

Sum	PD	Port 1	Port 2
(dBm/RBW)	(dBm/RBW)	(dBm/RBW)	(dBm/RBW)
-3.83	-3.83	-6.86	-6.68

802.11ax HEW40_RU484_Index65_Nss1,(MCS0)_2TX **PSD**

5670MHz

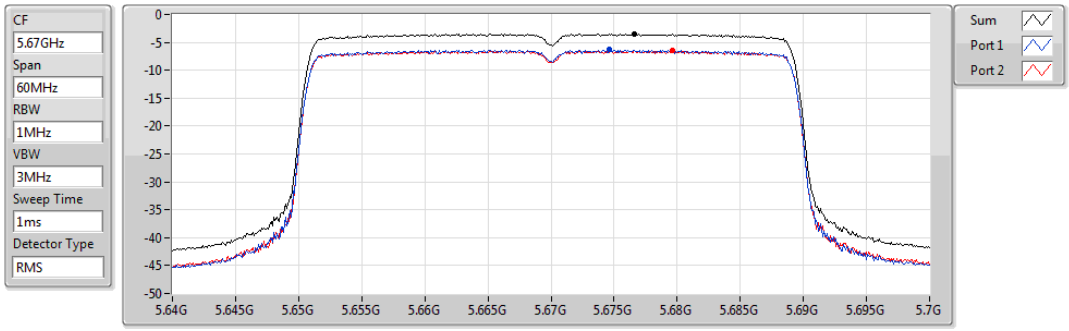

Sum	PD	Port 1	Port 2
(dBm/RBW)	(dBm/RBW)	(dBm/RBW)	(dBm/RBW)
-3.48	-3.48	-6.29	-6.46

802.11ax HEW40_RU484_Index65_Nss1,(MCS0)_2TX **PSD**

5710MHz Straddle 5.47-5.725GHz

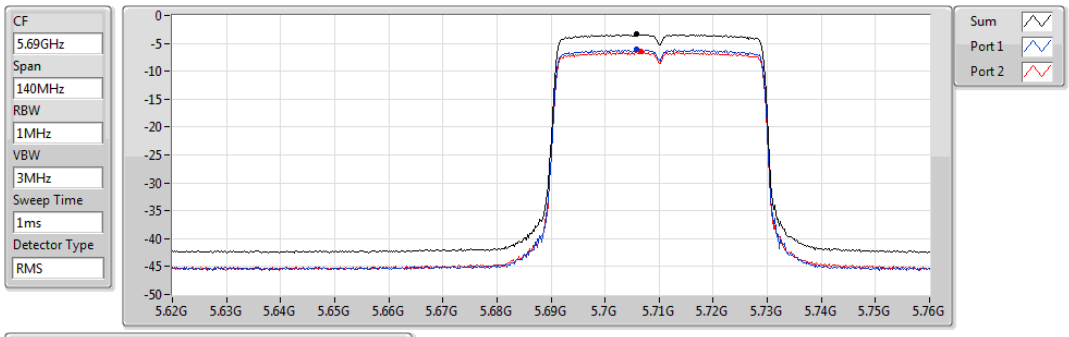

Sum	PD	Port 1	Port 2
(dBm/RBW)	(dBm/RBW)	(dBm/RBW)	(dBm/RBW)
-3.37	-3.37	-6.09	-6.49

802.11ax HEW40_RU484_Index65_Nss1,(MCS0)_2TX **PSD**

5710MHz Straddle 5.725-5.85GHz

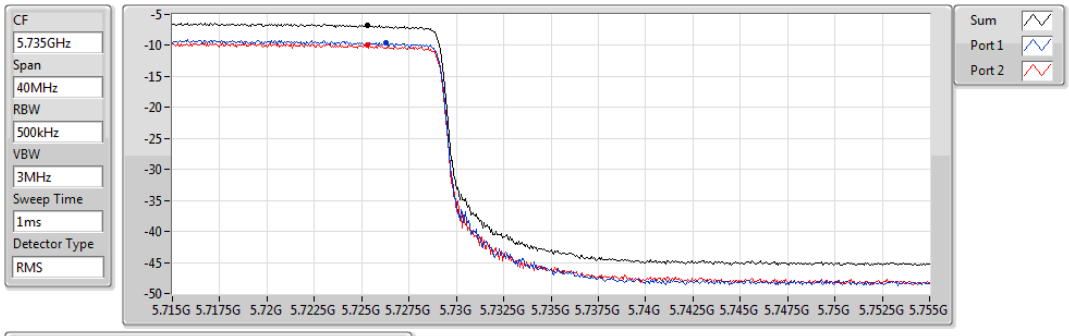

Sum	PD	Port 1	Port 2
(dBm/RBW)	(dBm/RBW)	(dBm/RBW)	(dBm/RBW)
-6.79	-6.79	-9.52	-9.99

802.11ax HEW80_RU26_Index0_Nss1,(MCS0)_2TX **PSD**

5210MHz

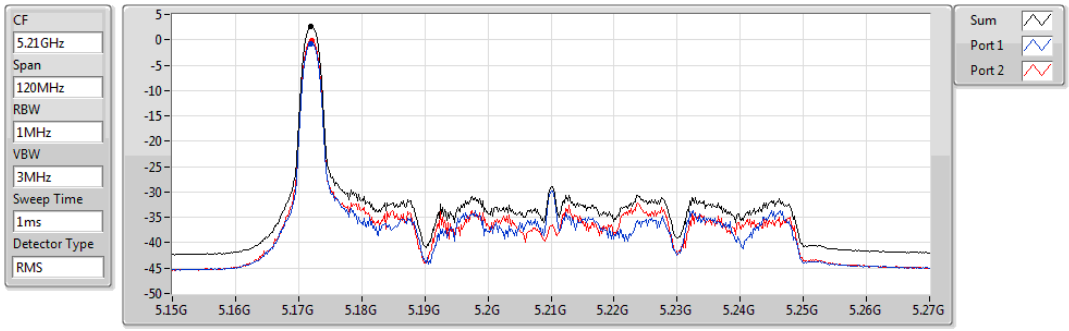

Sum	PD	Port 1	Port 2
(dBm/RBW)	(dBm/RBW)	(dBm/RBW)	(dBm/RBW)
2.56	2.56	-0.76	-0.12

802.11ax HEW80_RU26_Index0_Nss1,(MCS0)_2TX **PSD**

5290MHz

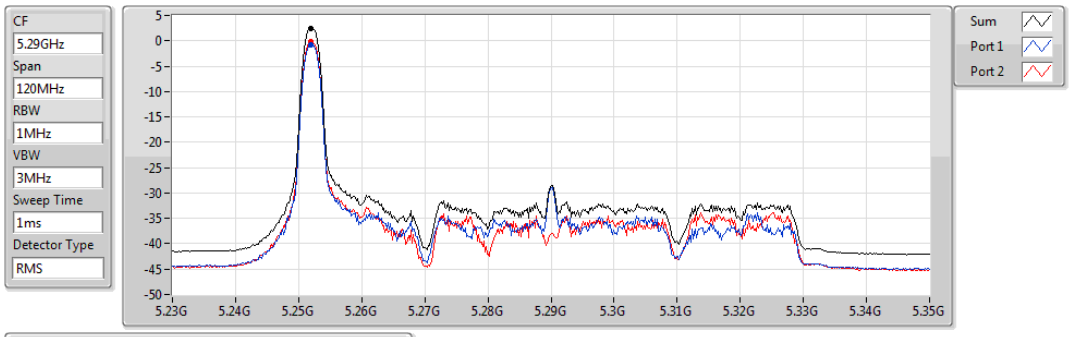

Sum	PD	Port 1	Port 2
(dBm/RBW)	(dBm/RBW)	(dBm/RBW)	(dBm/RBW)
2.51	2.51	-0.78	-0.23

802.11ax HEW80_RU26_Index0_Nss1,(MCS0)_2TX **PSD**

5530MHz

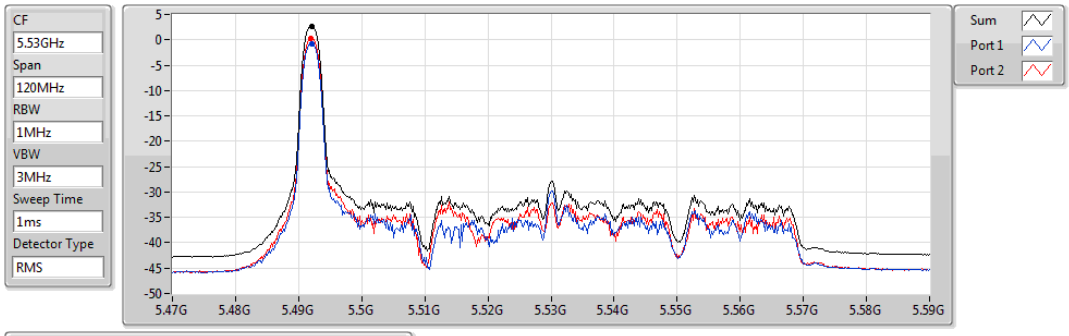

Sum	PD	Port 1	Port 2
(dBm/RBW)	(dBm/RBW)	(dBm/RBW)	(dBm/RBW)
2.73	2.73	-0.79	0.22

802.11ax HEW80_RU26_Index0_Nss1,(MCS0)_2TX **PSD**

5610MHz

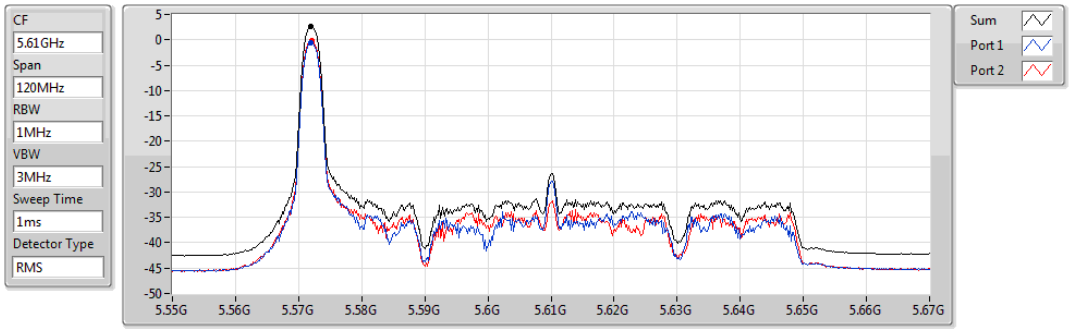

Sum	PD	Port 1	Port 2
(dBm/RBW)	(dBm/RBW)	(dBm/RBW)	(dBm/RBW)
2.61	2.61	-0.52	-0.24

802.11ax HEW80_RU26_Index0_Nss1,(MCS0)_2TX **PSD**

5690MHz Straddle 5.47-5.725GHz

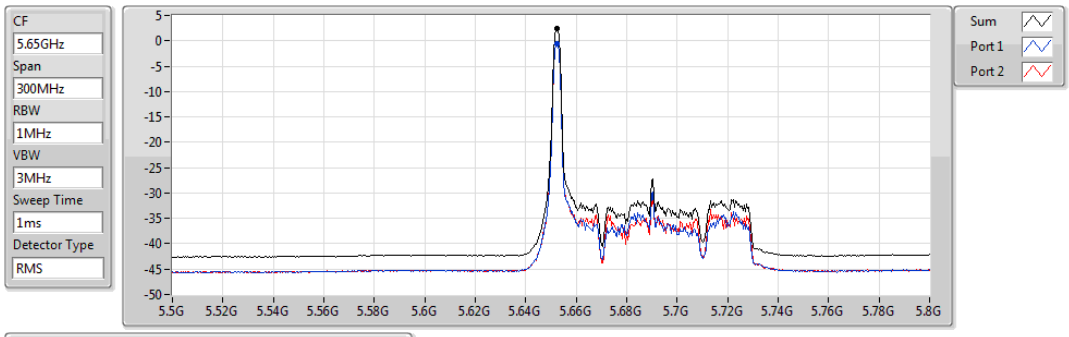

Sum	PD	Port 1	Port 2
(dBm/RBW)	(dBm/RBW)	(dBm/RBW)	(dBm/RBW)
2.48	2.48	-0.54	-0.53

802.11ax HEW80_RU26_Index0_Nss1,(MCS0)_2TX **PSD**

5690MHz Straddle 5.725-5.85GHz

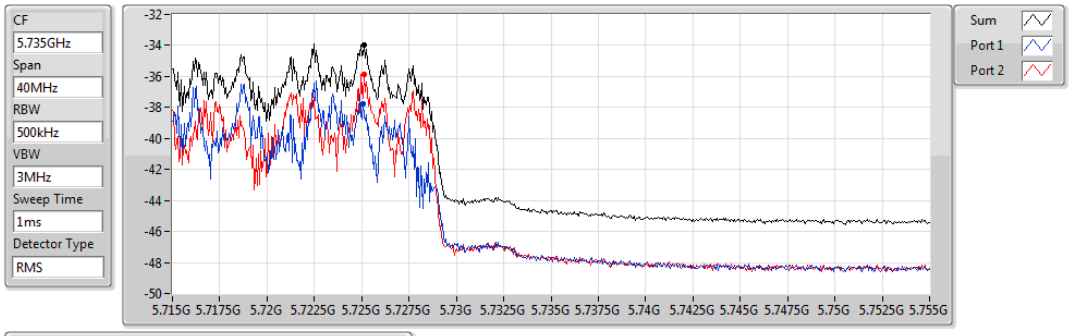

Sum	PD	Port 1	Port 2
(dBm/RBW)	(dBm/RBW)	(dBm/RBW)	(dBm/RBW)
-33.96	-33.96	-37.79	-35.84

802.11ax HEW80_RU26_Index18_Nss1,(MCS0)_2TX **PSD**

5210MHz

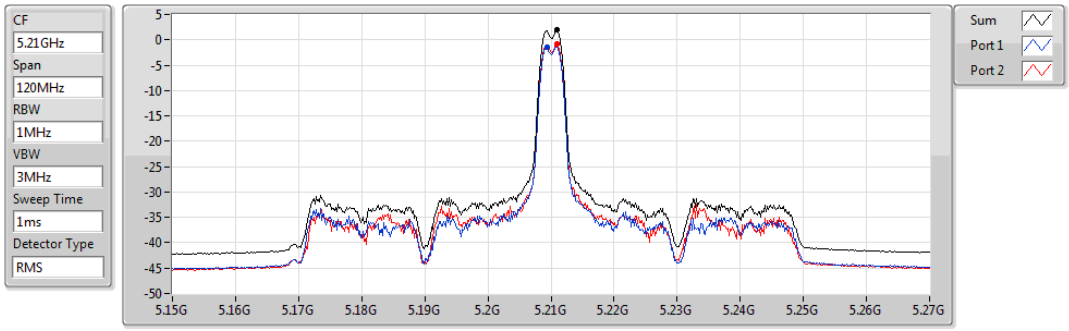

Sum	PD	Port 1	Port 2
(dBm/RBW)	(dBm/RBW)	(dBm/RBW)	(dBm/RBW)
1.94	1.94	-1.35	-0.81

802.11ax HEW80_RU26_Index18_Nss1,(MCS0)_2TX **PSD**

5290MHz

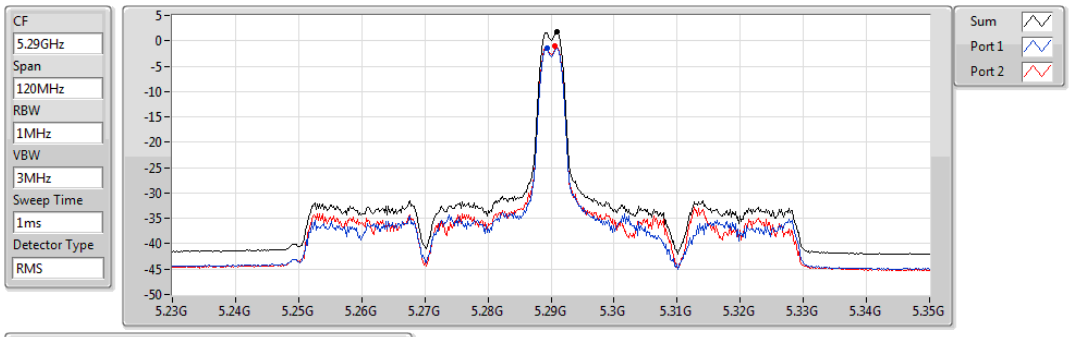

Sum	PD	Port 1	Port 2
(dBm/RBW)	(dBm/RBW)	(dBm/RBW)	(dBm/RBW)
1.75	1.75	-1.52	-0.97

802.11ax HEW80_RU26_Index18_Nss1,(MCS0)_2TX **PSD**

5530MHz

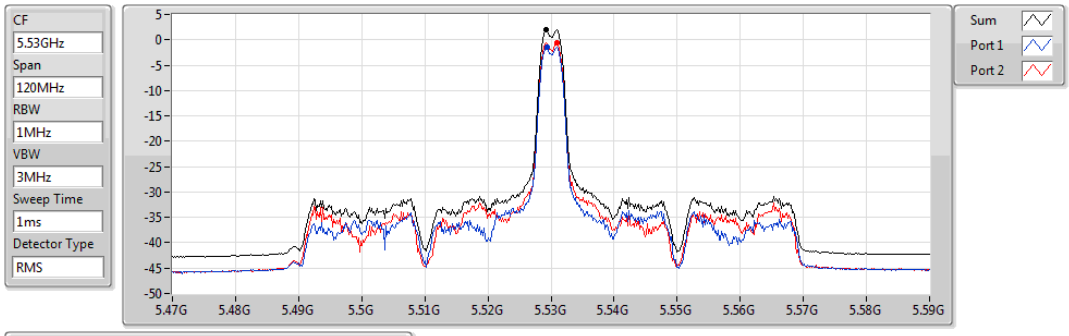

Sum	PD	Port 1	Port 2
(dBm/RBW)	(dBm/RBW)	(dBm/RBW)	(dBm/RBW)
2.03	2.03	-1.40	-0.57

802.11ax HEW80_RU26_Index18_Nss1,(MCS0)_2TX **PSD**

5610MHz

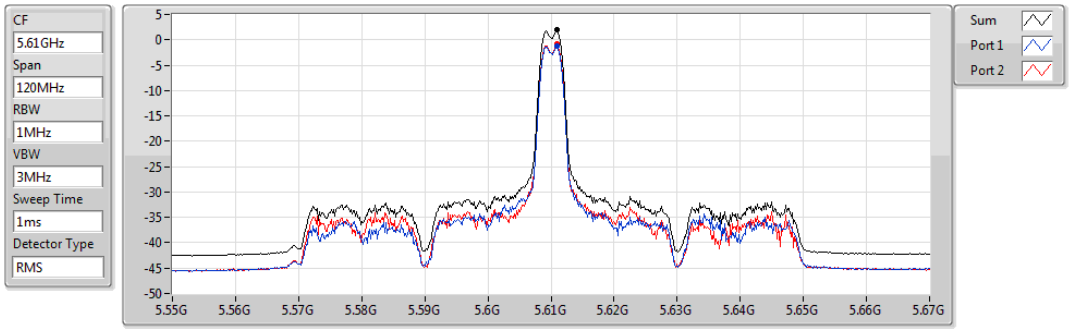

Sum	PD	Port 1	Port 2
(dBm/RBW)	(dBm/RBW)	(dBm/RBW)	(dBm/RBW)
1.93	1.93	-1.29	-0.88

802.11ax HEW80_RU26_Index18_Nss1,(MCS0)_2TX **PSD**

5690MHz Straddle 5.47-5.725GHz

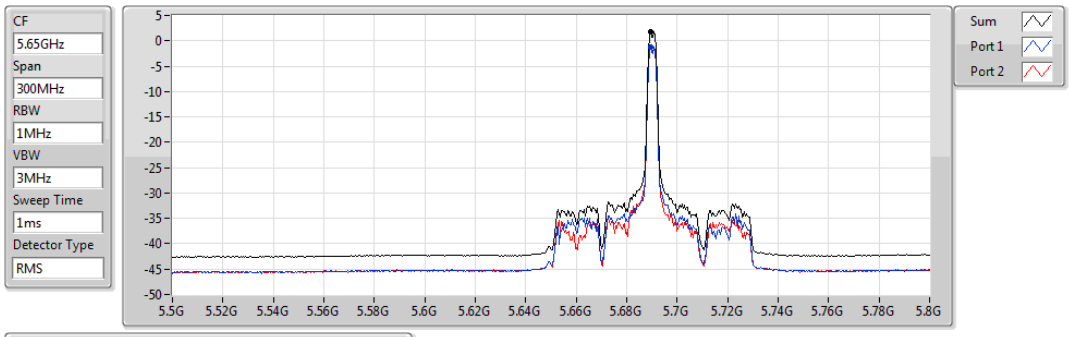

Sum	PD	Port 1	Port 2
(dBm/RBW)	(dBm/RBW)	(dBm/RBW)	(dBm/RBW)
1.78	1.78	-1.26	-1.20

802.11ax HEW80_RU26_Index18_Nss1,(MCS0)_2TX **PSD**

5690MHz Straddle 5.725-5.85GHz

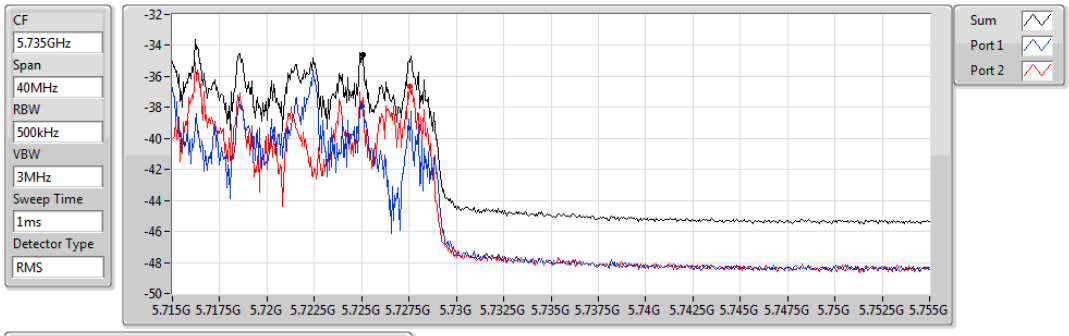

Sum	PD	Port 1	Port 2
(dBm/RBW)	(dBm/RBW)	(dBm/RBW)	(dBm/RBW)
-34.61	-34.61	-37.88	-36.67

802.11ax HEW80_RU26_Index36_Nss1,(MCS0)_2TX **PSD**

5210MHz

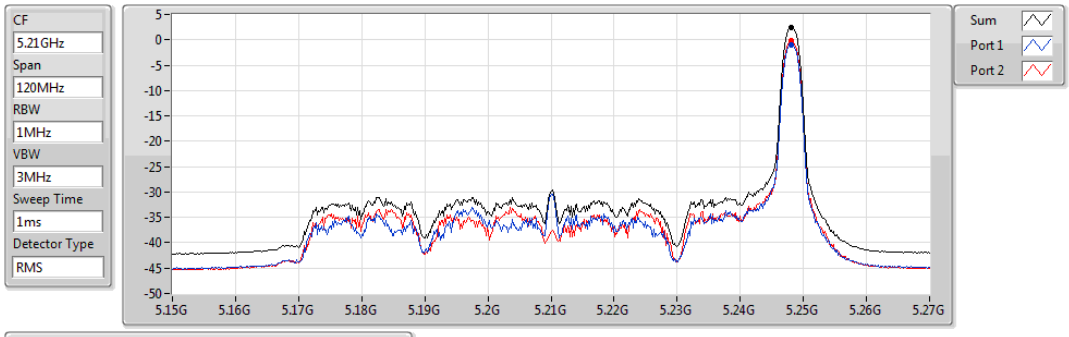

Sum	PD	Port 1	Port 2
(dBm/RBW)	(dBm/RBW)	(dBm/RBW)	(dBm/RBW)
2.44	2.44	-0.98	-0.19

802.11ax HEW80_RU26_Index36_Nss1,(MCS0)_2TX **PSD**

5290MHz

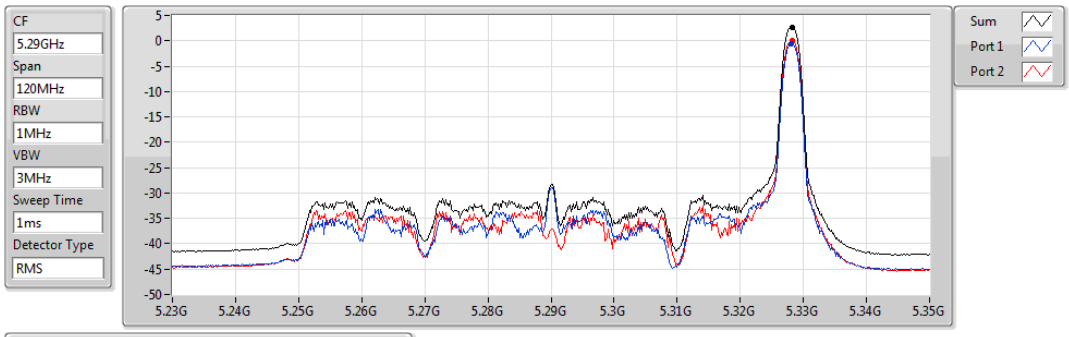

Sum	PD	Port 1	Port 2
(dBm/RBW)	(dBm/RBW)	(dBm/RBW)	(dBm/RBW)
2.73	2.73	-0.64	0.14

802.11ax HEW80_RU26_Index36_Nss1,(MCS0)_2TX **PSD**

5530MHz

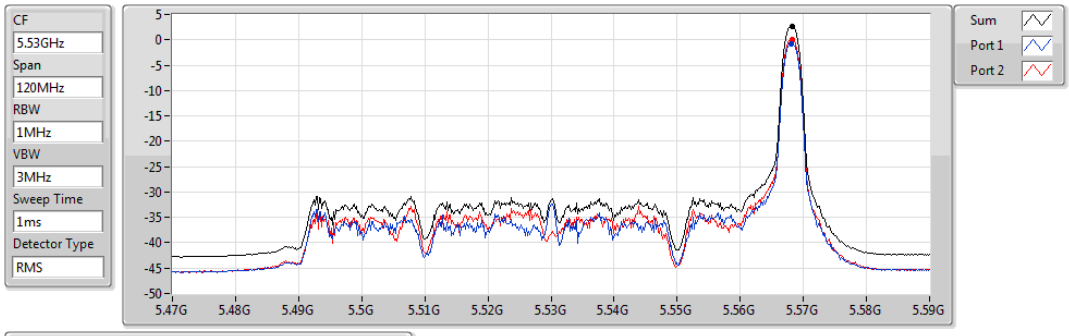

Sum	PD	Port 1	Port 2
(dBm/RBW)	(dBm/RBW)	(dBm/RBW)	(dBm/RBW)
2.72	2.72	-0.71	0.10

802.11ax HEW80_RU26_Index36_Nss1,(MCS0)_2TX **PSD**

5610MHz

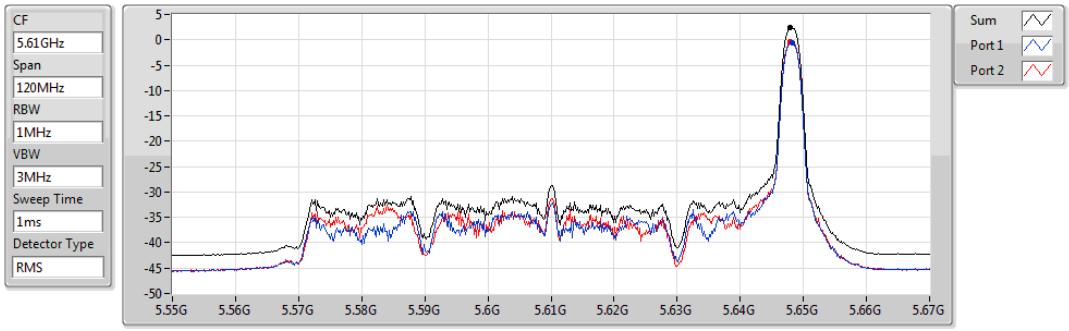

Sum	PD	Port 1	Port 2
(dBm/RBW)	(dBm/RBW)	(dBm/RBW)	(dBm/RBW)
2.49	2.49	-0.67	-0.32

802.11ax HEW80_RU26_Index36_Nss1,(MCS0)_2TX **PSD**

5690MHz Straddle 5.47-5.725GHz

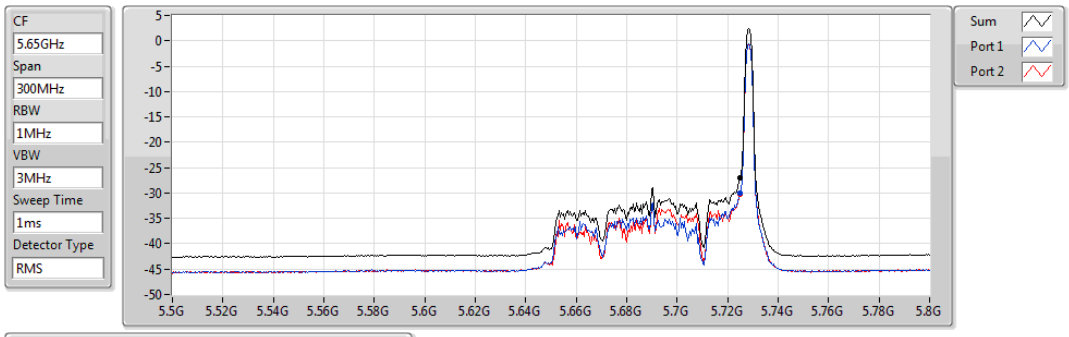

Sum	PD	Port 1	Port 2
(dBm/RBW)	(dBm/RBW)	(dBm/RBW)	(dBm/RBW)
-27.09	-27.09	-29.95	-30.25

802.11ax HEW80_RU26_Index36_Nss1,(MCS0)_2TX **PSD**

5690MHz Straddle 5.725-5.85GHz

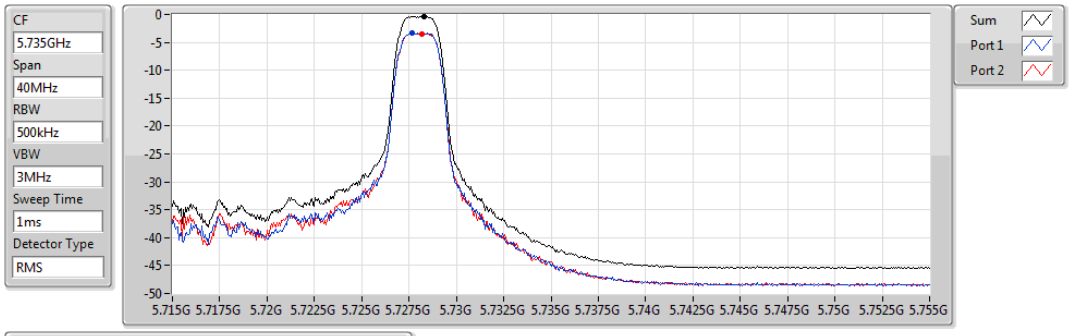

Sum	PD	Port 1	Port 2
(dBm/RBW)	(dBm/RBW)	(dBm/RBW)	(dBm/RBW)
-0.35	-0.35	-3.28	-3.42

802.11ax HEW80_RU52_Index37_Nss1,(MCS0)_2TX **PSD**

5210MHz

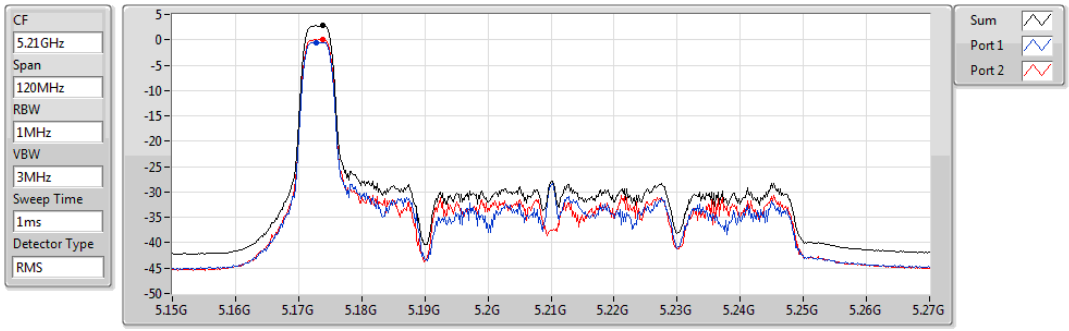

Sum	PD	Port 1	Port 2
(dBm/RBW)	(dBm/RBW)	(dBm/RBW)	(dBm/RBW)
2.77	2.77	-0.53	0.10

802.11ax HEW80_RU52_Index37_Nss1,(MCS0)_2TX **PSD**

5290MHz

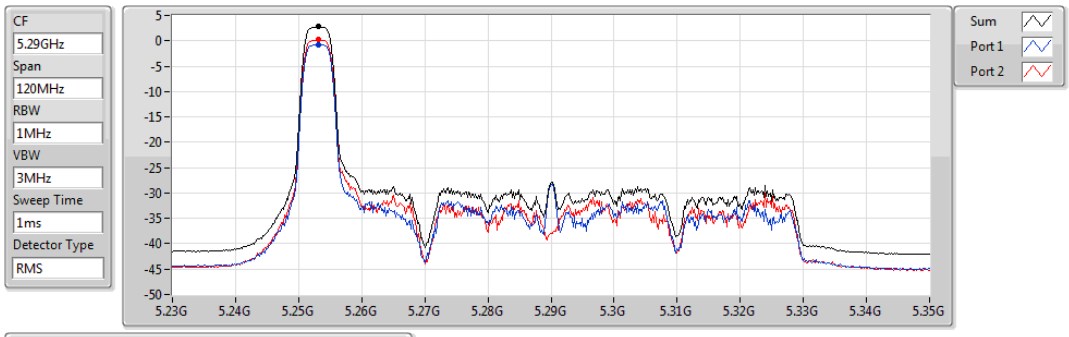

Sum	PD	Port 1	Port 2
(dBm/RBW)	(dBm/RBW)	(dBm/RBW)	(dBm/RBW)
2.78	2.78	-0.74	0.23

802.11ax HEW80_RU52_Index37_Nss1,(MCS0)_2TX **PSD**

5530MHz

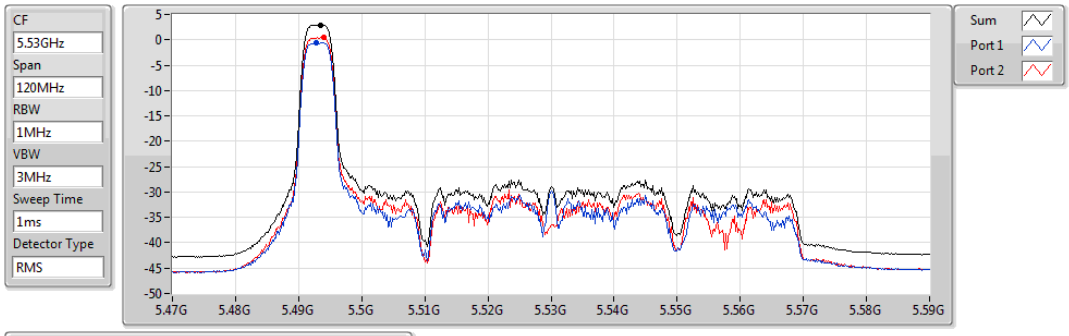

Sum	PD	Port 1	Port 2
(dBm/RBW)	(dBm/RBW)	(dBm/RBW)	(dBm/RBW)
2.95	2.95	-0.57	0.42

802.11ax HEW80_RU52_Index37_Nss1,(MCS0)_2TX **PSD**

5610MHz

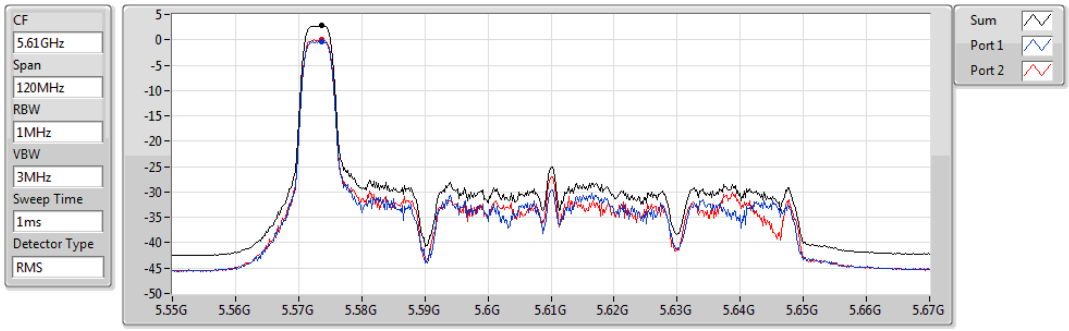

Sum	PD	Port 1	Port 2
(dBm/RBW)	(dBm/RBW)	(dBm/RBW)	(dBm/RBW)
2.84	2.84	-0.38	0.03

802.11ax HEW80_RU52_Index37_Nss1,(MCS0)_2TX **PSD**

5690MHz Straddle 5.47-5.725GHz

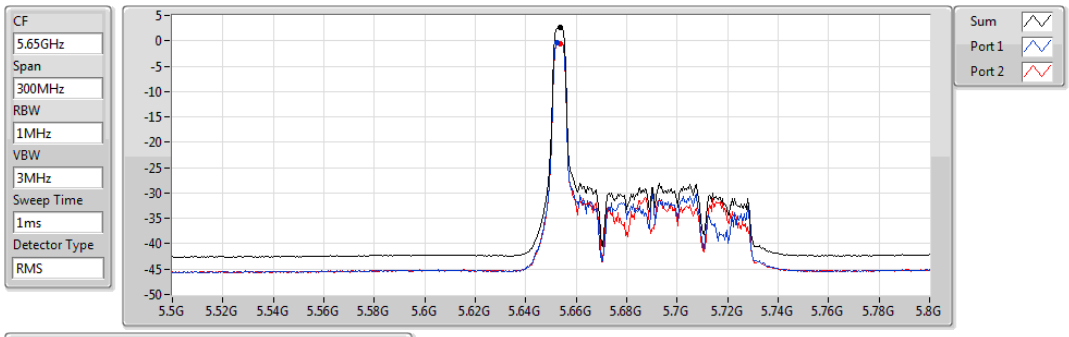

Sum	PD	Port 1	Port 2
(dBm/RBW)	(dBm/RBW)	(dBm/RBW)	(dBm/RBW)
2.57	2.57	-0.35	-0.52

802.11ax HEW80_RU52_Index37_Nss1,(MCS0)_2TX **PSD**

5690MHz Straddle 5.725-5.85GHz

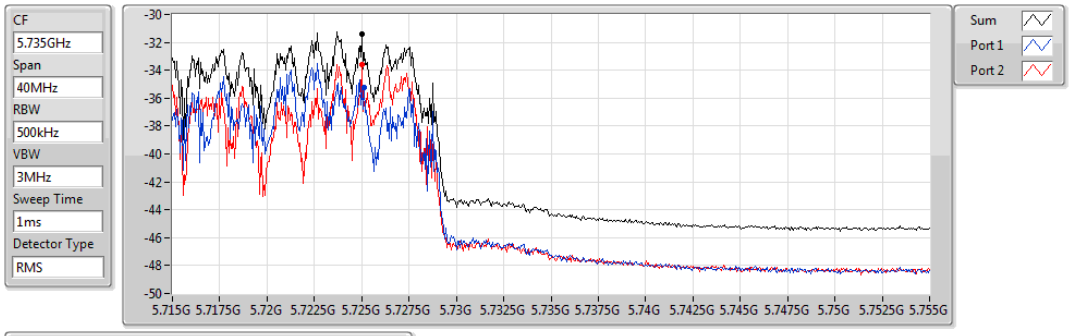

Sum	PD	Port 1	Port 2
(dBm/RBW)	(dBm/RBW)	(dBm/RBW)	(dBm/RBW)
-31.40	-31.40	-35.21	-33.60

802.11ax HEW80_RU52_Index45_Nss1,(MCS0)_2TX **PSD**

5210MHz

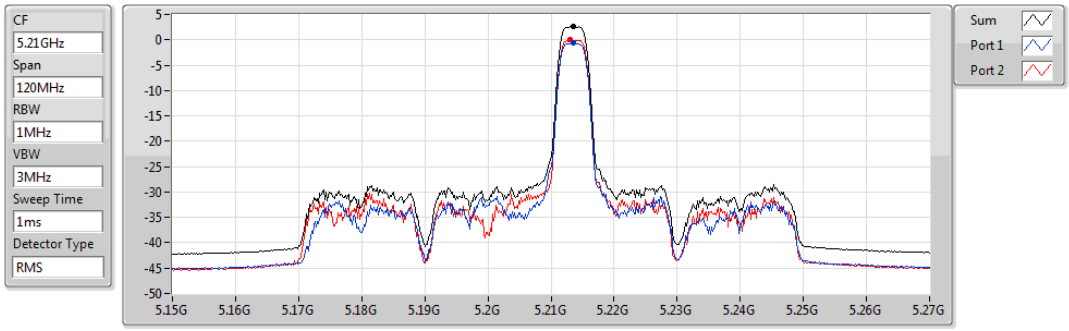

Sum	PD	Port 1	Port 2
(dBm/RBW)	(dBm/RBW)	(dBm/RBW)	(dBm/RBW)
2.64	2.64	-0.66	0.00

802.11ax HEW80_RU52_Index45_Nss1,(MCS0)_2TX **PSD**

5290MHz

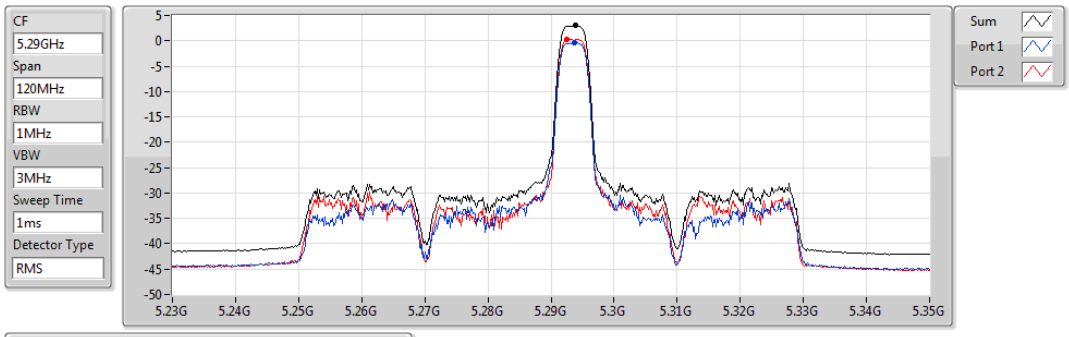

Sum	PD	Port 1	Port 2
(dBm/RBW)	(dBm/RBW)	(dBm/RBW)	(dBm/RBW)
2.96	2.96	-0.40	0.33

802.11ax HEW80_RU52_Index45_Nss1,(MCS0)_2TX **PSD**

5530MHz

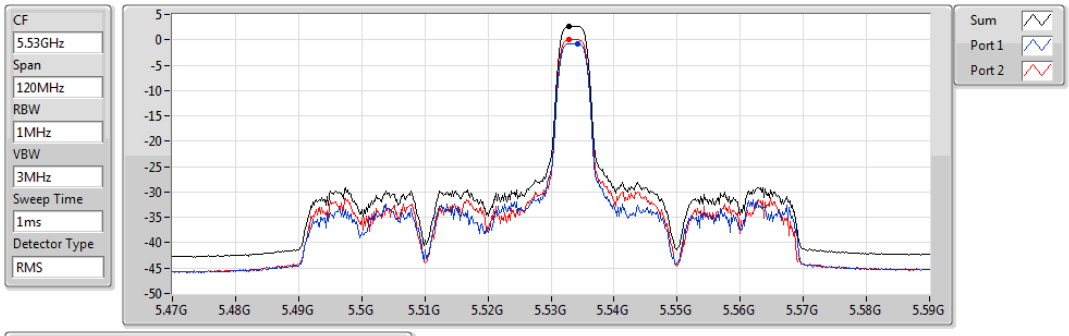

Sum	PD	Port 1	Port 2
(dBm/RBW)	(dBm/RBW)	(dBm/RBW)	(dBm/RBW)
2.72	2.72	-0.73	0.15

802.11ax HEW80_RU52_Index45_Nss1,(MCS0)_2TX **PSD**

5610MHz

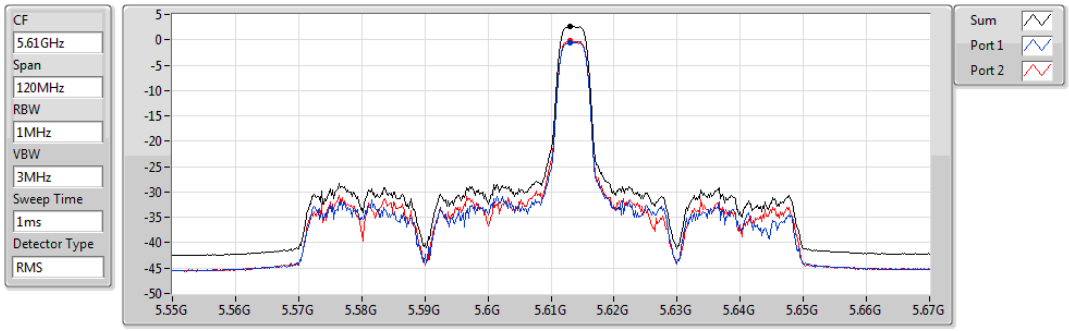

Sum	PD	Port 1	Port 2
(dBm/RBW)	(dBm/RBW)	(dBm/RBW)	(dBm/RBW)
2.62	2.62	-0.54	-0.24

802.11ax HEW80_RU52_Index45_Nss1,(MCS0)_2TX **PSD**

5690MHz Straddle 5.47-5.725GHz

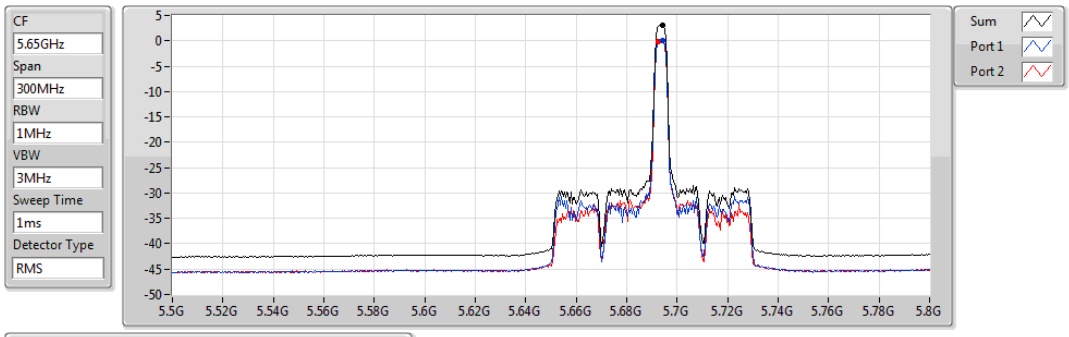

Sum	PD	Port 1	Port 2
(dBm/RBW)	(dBm/RBW)	(dBm/RBW)	(dBm/RBW)
3.00	3.00	0.15	-0.14

802.11ax HEW80_RU52_Index45_Nss1,(MCS0)_2TX **PSD**

5690MHz Straddle 5.725-5.85GHz

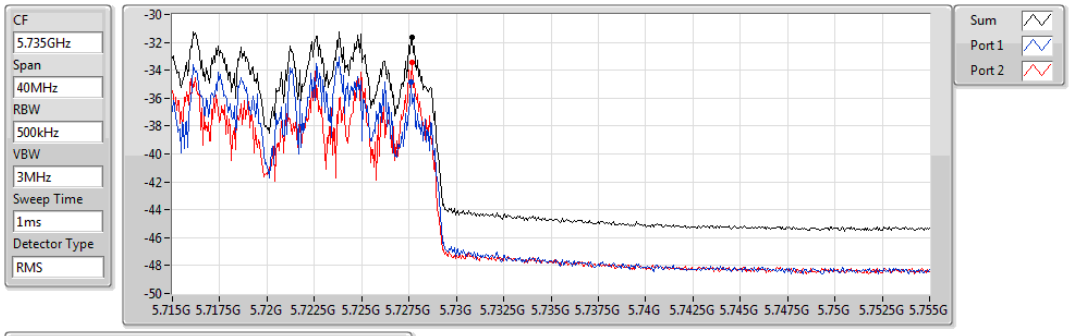

Sum	PD	Port 1	Port 2
(dBm/RBW)	(dBm/RBW)	(dBm/RBW)	(dBm/RBW)
-31.65	-31.65	-34.81	-33.42

802.11ax HEW80_RU52_Index52_Nss1,(MCS0)_2TX **PSD**

5210MHz

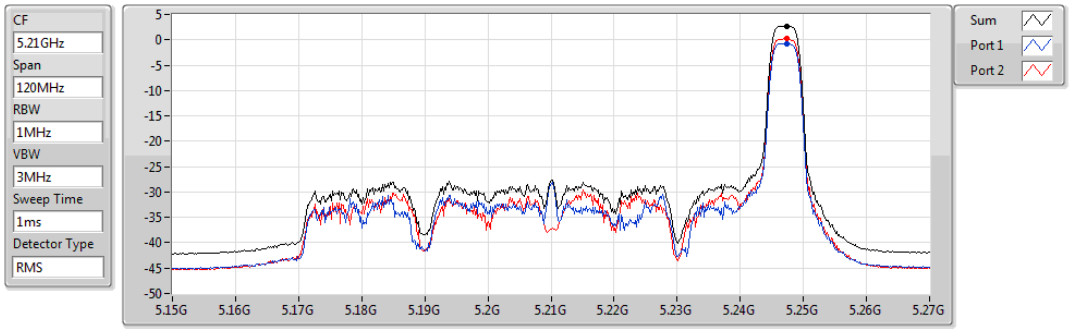

Sum	PD	Port 1	Port 2
(dBm/RBW)	(dBm/RBW)	(dBm/RBW)	(dBm/RBW)
2.73	2.73	-0.80	0.18

802.11ax HEW80_RU52_Index52_Nss1,(MCS0)_2TX **PSD**

5290MHz

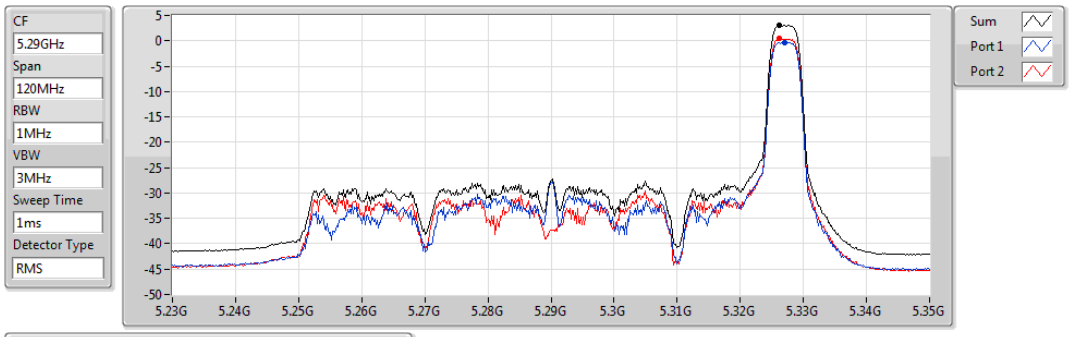

Sum	PD	Port 1	Port 2
(dBm/RBW)	(dBm/RBW)	(dBm/RBW)	(dBm/RBW)
3.04	3.04	-0.27	0.41

802.11ax HEW80_RU52_Index52_Nss1,(MCS0)_2TX **PSD**

5530MHz

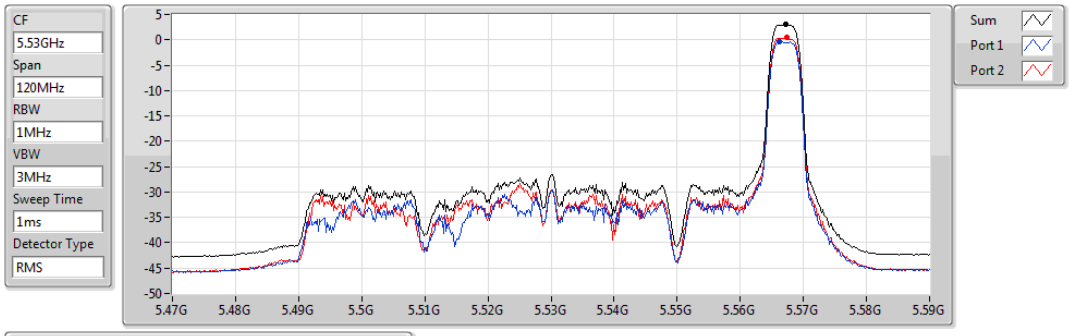

Sum	PD	Port 1	Port 2
(dBm/RBW)	(dBm/RBW)	(dBm/RBW)	(dBm/RBW)
2.97	2.97	-0.39	0.44

802.11ax HEW80_RU52_Index52_Nss1,(MCS0)_2TX **PSD**

5610MHz

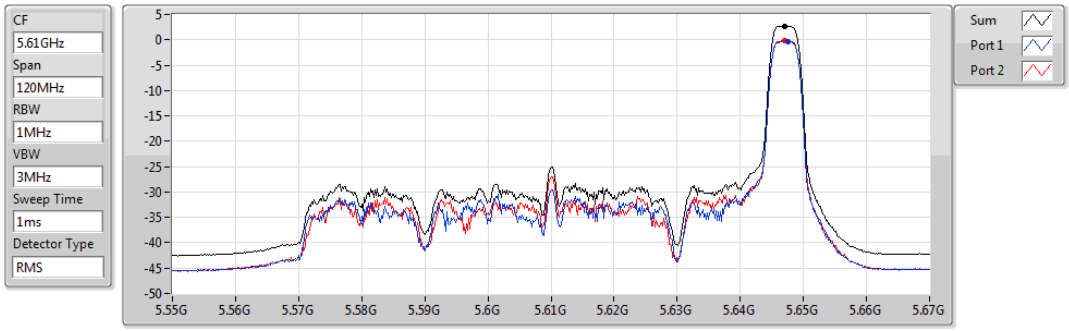

Sum	PD	Port 1	Port 2
(dBm/RBW)	(dBm/RBW)	(dBm/RBW)	(dBm/RBW)
2.73	2.73	-0.27	-0.22

802.11ax HEW80_RU52_Index52_Nss1,(MCS0)_2TX **PSD**

5690MHz Straddle 5.47-5.725GHz

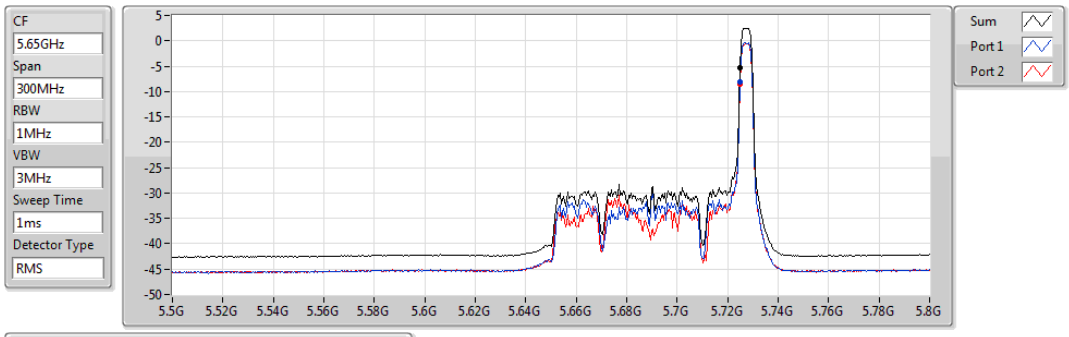

Sum	PD	Port 1	Port 2
(dBm/RBW)	(dBm/RBW)	(dBm/RBW)	(dBm/RBW)
-5.27	-5.27	-8.04	-8.54

802.11ax HEW80_RU52_Index52_Nss1,(MCS0)_2TX **PSD**

5690MHz Straddle 5.725-5.85GHz

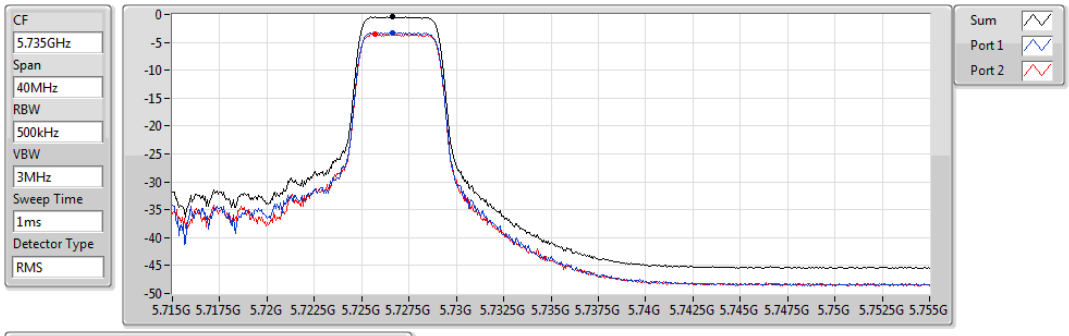

Sum	PD	Port 1	Port 2
(dBm/RBW)	(dBm/RBW)	(dBm/RBW)	(dBm/RBW)
-0.37	-0.37	-3.23	-3.44

802.11ax HEW80_RU106_Index53_Nss1,(MCS0)_2TX **PSD**

5210MHz

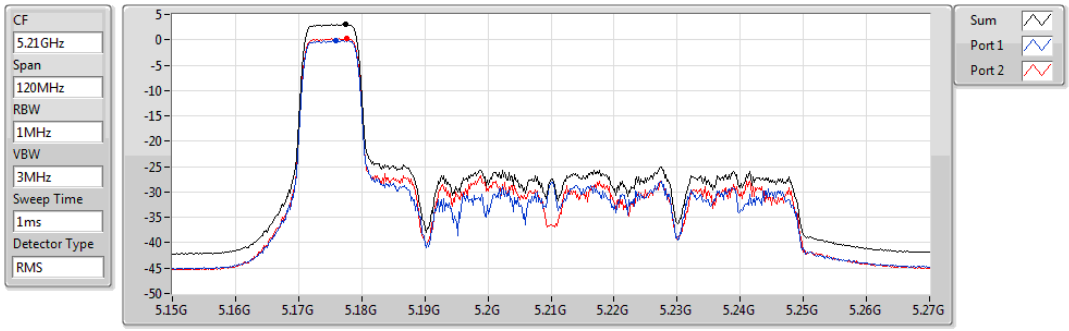

Sum	PD	Port 1	Port 2
(dBm/RBW)	(dBm/RBW)	(dBm/RBW)	(dBm/RBW)
3.01	3.01	-0.19	0.27

802.11ax HEW80_RU106_Index53_Nss1,(MCS0)_2TX **PSD**

5290MHz

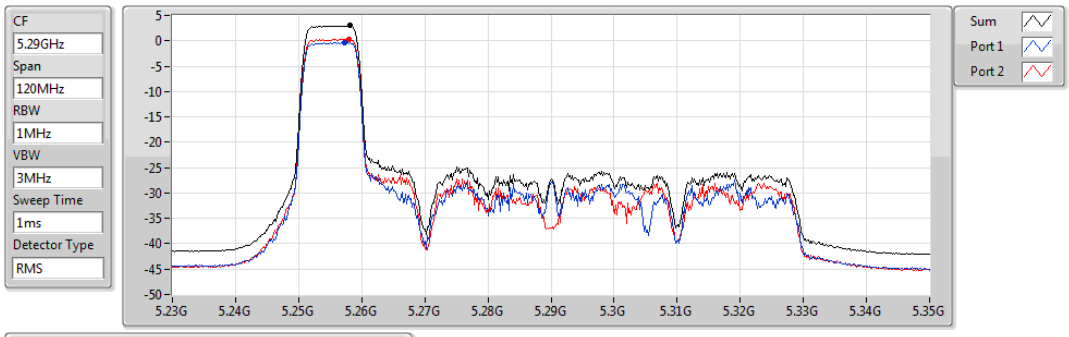

Sum	PD	Port 1	Port 2
(dBm/RBW)	(dBm/RBW)	(dBm/RBW)	(dBm/RBW)
2.96	2.96	-0.33	0.36

802.11ax HEW80_RU106_Index53_Nss1,(MCS0)_2TX **PSD**

5530MHz

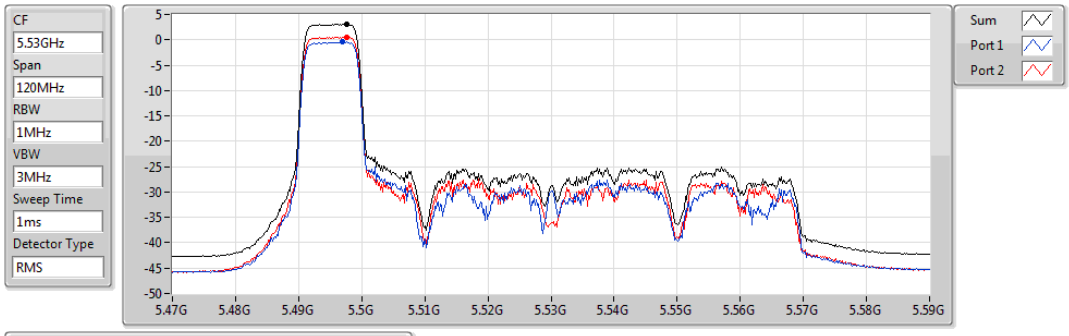

Sum	PD	Port 1	Port 2
(dBm/RBW)	(dBm/RBW)	(dBm/RBW)	(dBm/RBW)
3.10	3.10	-0.47	0.59

802.11ax HEW80_RU106_Index53_Nss1,(MCS0)_2TX **PSD**

5610MHz

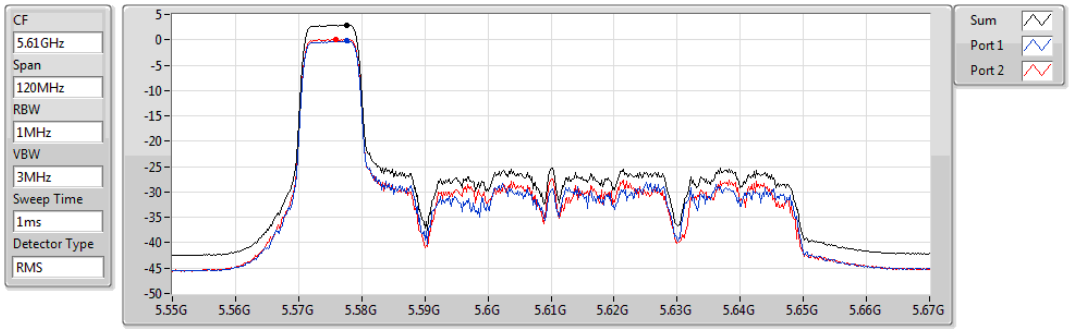

Sum	PD	Port 1	Port 2
(dBm/RBW)	(dBm/RBW)	(dBm/RBW)	(dBm/RBW)
2.91	2.91	-0.22	0.14

802.11ax HEW80_RU106_Index53_Nss1,(MCS0)_2TX **PSD**

5690MHz Straddle 5.47-5.725GHz

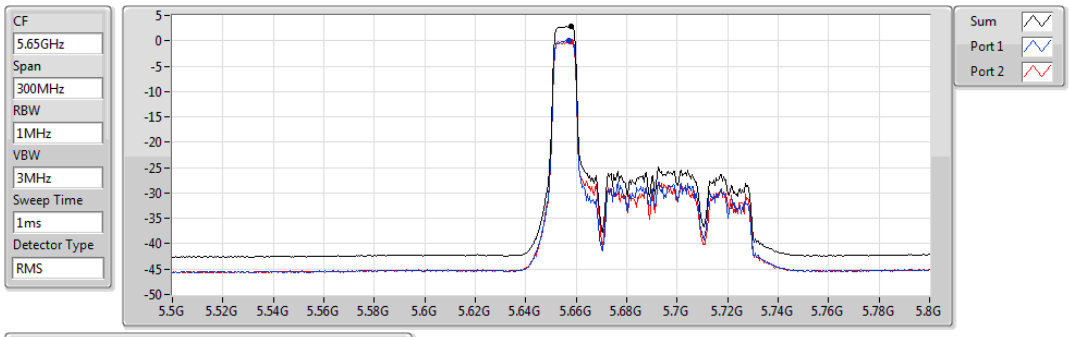

Sum	PD	Port 1	Port 2
(dBm/RBW)	(dBm/RBW)	(dBm/RBW)	(dBm/RBW)
2.91	2.91	0.01	-0.20

802.11ax HEW80_RU106_Index53_Nss1,(MCS0)_2TX **PSD**

5690MHz Straddle 5.725-5.85GHz

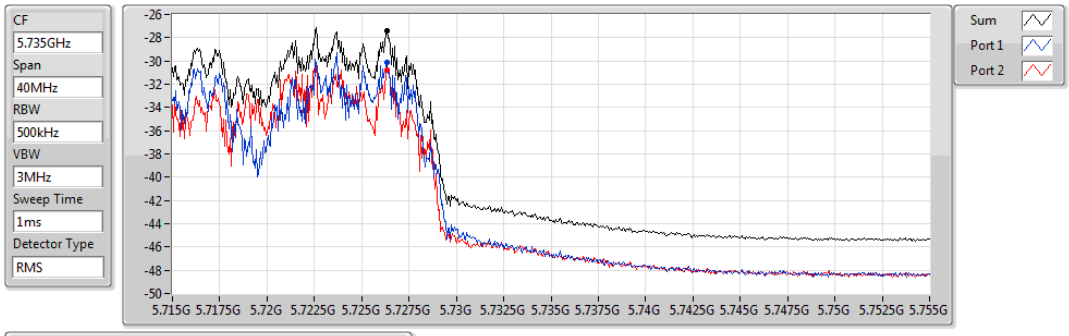

Sum	PD	Port 1	Port 2
(dBm/RBW)	(dBm/RBW)	(dBm/RBW)	(dBm/RBW)
-27.45	-27.45	-30.14	-30.81

802.11ax HEW80_RU106_Index57_Nss1,(MCS0)_2TX **PSD**

5210MHz

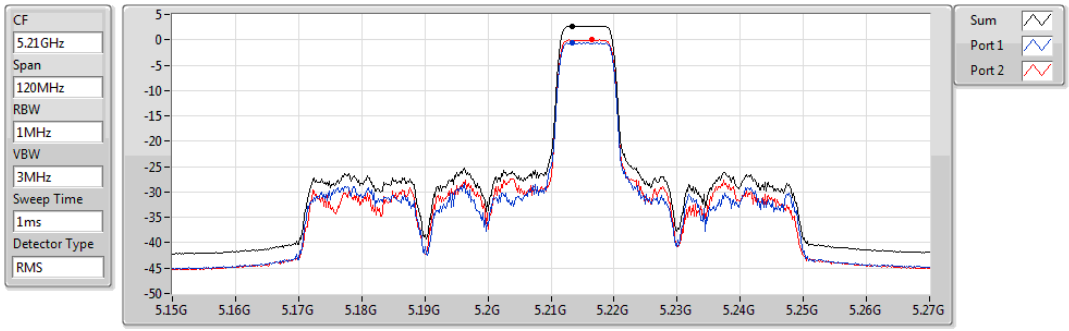

Sum	PD	Port 1	Port 2
(dBm/RBW)	(dBm/RBW)	(dBm/RBW)	(dBm/RBW)
2.71	2.71	-0.53	-0.02

802.11ax HEW80_RU106_Index57_Nss1,(MCS0)_2TX **PSD**

5290MHz

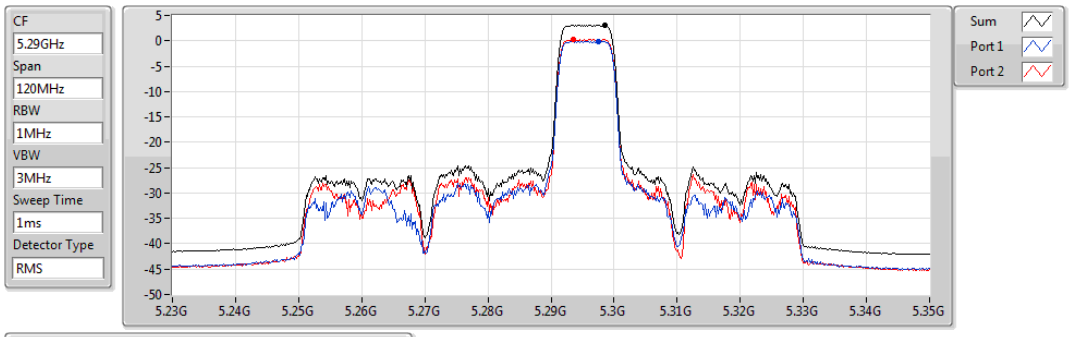

Sum	PD	Port 1	Port 2
(dBm/RBW)	(dBm/RBW)	(dBm/RBW)	(dBm/RBW)
3.05	3.05	-0.12	0.28

802.11ax HEW80_RU106_Index57_Nss1,(MCS0)_2TX **PSD**

5530MHz

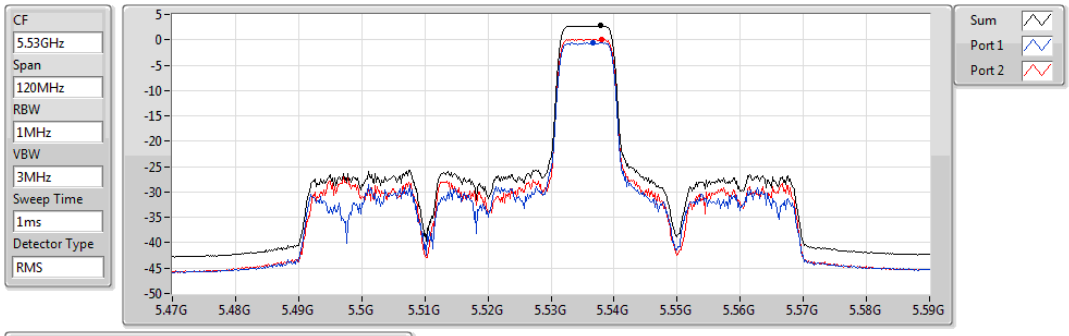

Sum	PD	Port 1	Port 2
(dBm/RBW)	(dBm/RBW)	(dBm/RBW)	(dBm/RBW)
2.77	2.77	-0.57	0.12

802.11ax HEW80_RU106_Index57_Nss1,(MCS0)_2TX **PSD**

5610MHz

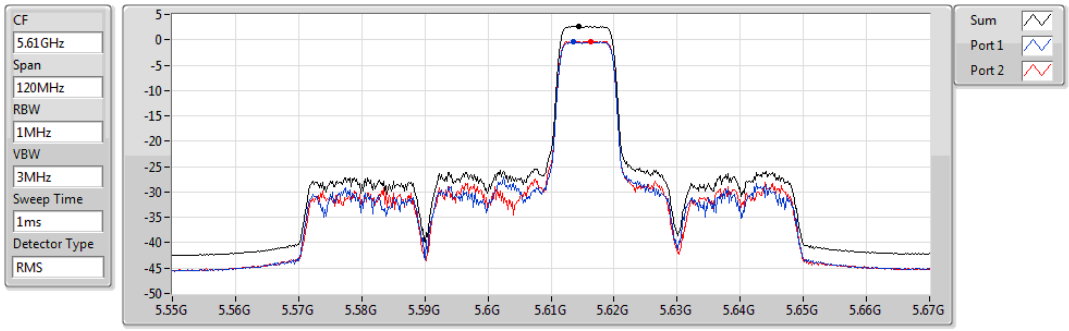

Sum	PD	Port 1	Port 2
(dBm/RBW)	(dBm/RBW)	(dBm/RBW)	(dBm/RBW)
2.60	2.60	-0.43	-0.31

802.11ax HEW80_RU106_Index57_Nss1,(MCS0)_2TX **PSD**

5690MHz Straddle 5.47-5.725GHz

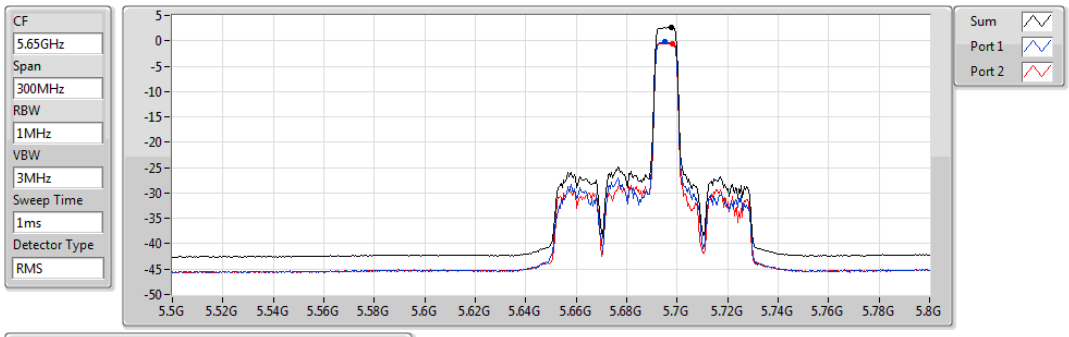

Sum	PD	Port 1	Port 2
(dBm/RBW)	(dBm/RBW)	(dBm/RBW)	(dBm/RBW)
2.60	2.60	-0.25	-0.52

802.11ax HEW80_RU106_Index57_Nss1,(MCS0)_2TX **PSD**

5690MHz Straddle 5.725-5.85GHz

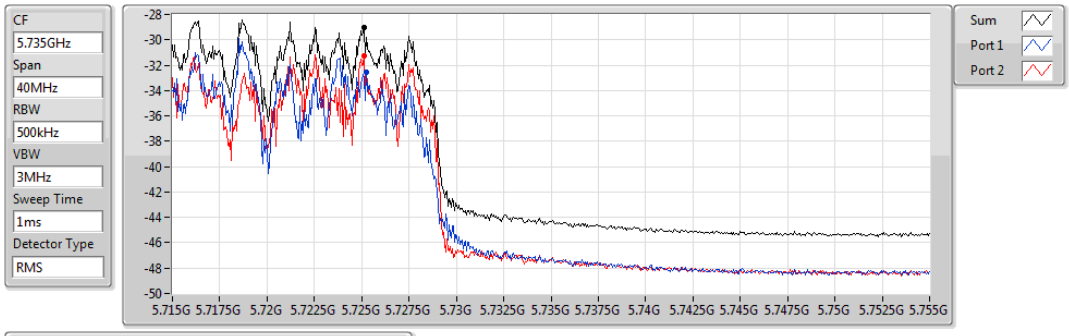

Sum	PD	Port 1	Port 2
(dBm/RBW)	(dBm/RBW)	(dBm/RBW)	(dBm/RBW)
-29.02	-29.02	-32.57	-31.30

802.11ax HEW80_RU106_Index60_Nss1,(MCS0)_2TX **PSD**

5210MHz

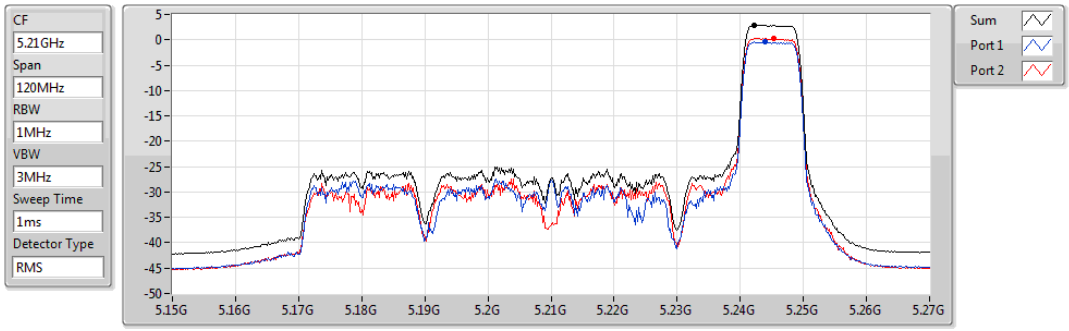

Sum	PD	Port 1	Port 2
(dBm/RBW)	(dBm/RBW)	(dBm/RBW)	(dBm/RBW)
2.91	2.91	-0.46	0.27

802.11ax HEW80_RU106_Index60_Nss1,(MCS0)_2TX **PSD**

5290MHz

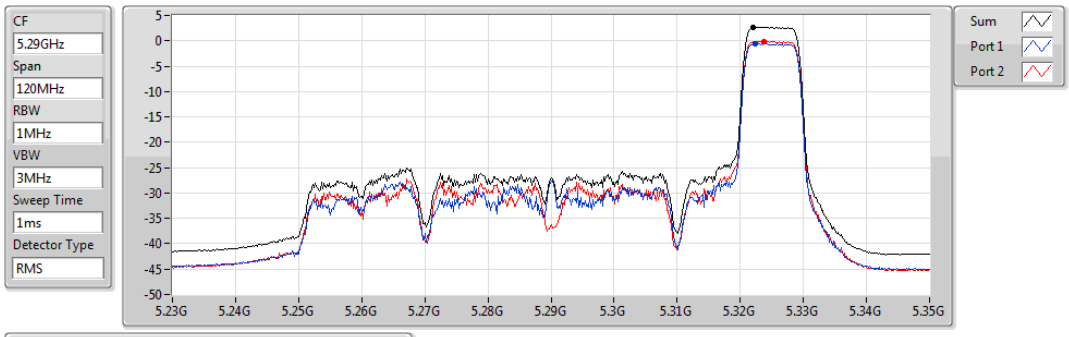

Sum	PD	Port 1	Port 2
(dBm/RBW)	(dBm/RBW)	(dBm/RBW)	(dBm/RBW)
2.67	2.67	-0.54	-0.08

802.11ax HEW80_RU106_Index60_Nss1,(MCS0)_2TX **PSD**

5530MHz

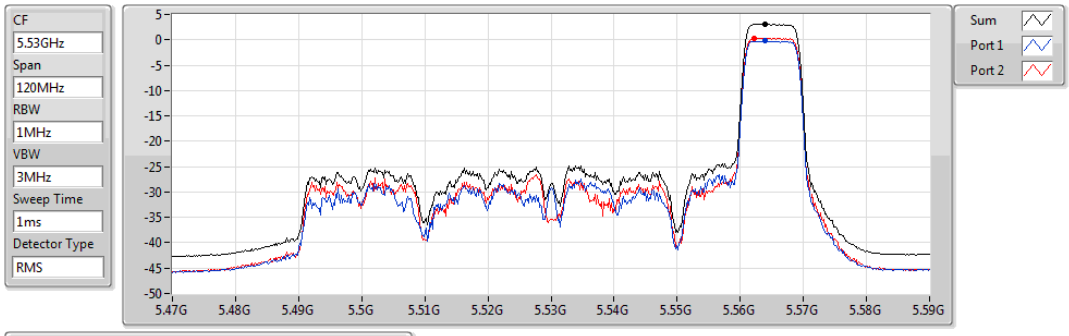

Sum	PD	Port 1	Port 2
(dBm/RBW)	(dBm/RBW)	(dBm/RBW)	(dBm/RBW)
3.03	3.03	-0.25	0.30

802.11ax HEW80_RU106_Index60_Nss1,(MCS0)_2TX **PSD**

5610MHz

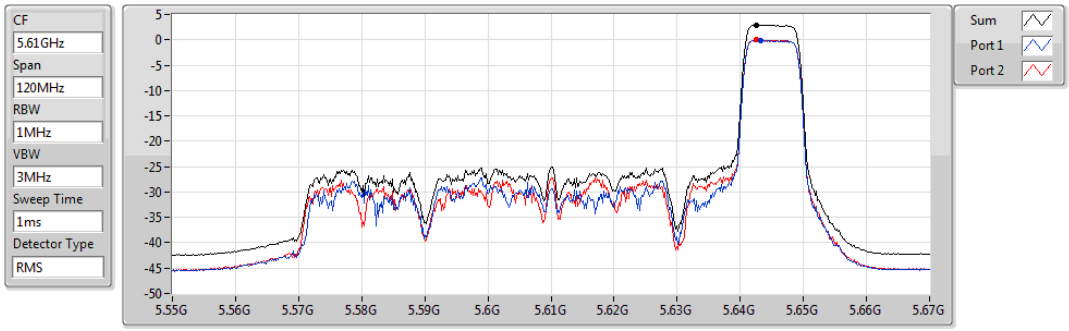

Sum	PD	Port 1	Port 2
(dBm/RBW)	(dBm/RBW)	(dBm/RBW)	(dBm/RBW)
2.91	2.91	-0.09	-0.02

802.11ax HEW80_RU106_Index60_Nss1,(MCS0)_2TX **PSD**

5690MHz Straddle 5.47-5.725GHz

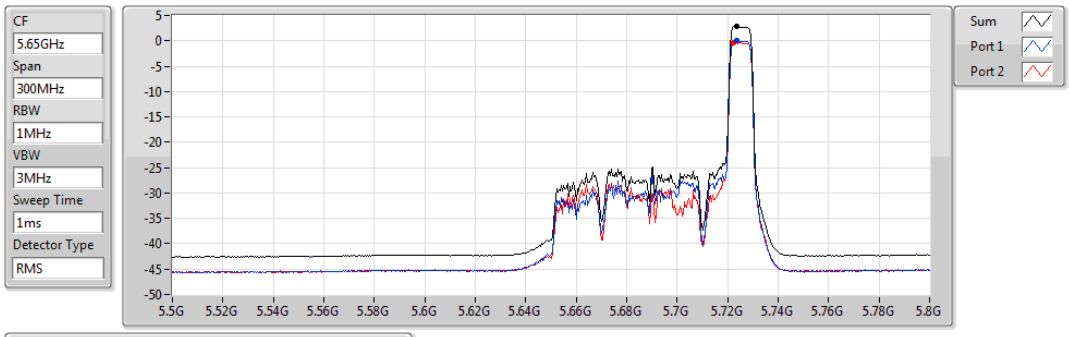

Sum	PD	Port 1	Port 2
(dBm/RBW)	(dBm/RBW)	(dBm/RBW)	(dBm/RBW)
2.87	2.87	0.08	-0.36

802.11ax HEW80_RU106_Index60_Nss1,(MCS0)_2TX **PSD**

5690MHz Straddle 5.725-5.85GHz

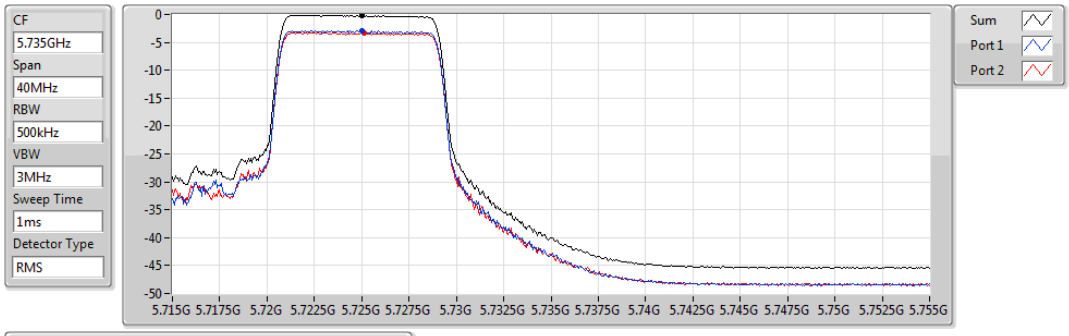

Sum	PD	Port 1	Port 2
(dBm/RBW)	(dBm/RBW)	(dBm/RBW)	(dBm/RBW)
-0.16	-0.16	-2.98	-3.34

802.11ax HEW80_RU242_Index61_Nss1,(MCS0)_2TX **PSD**

5210MHz

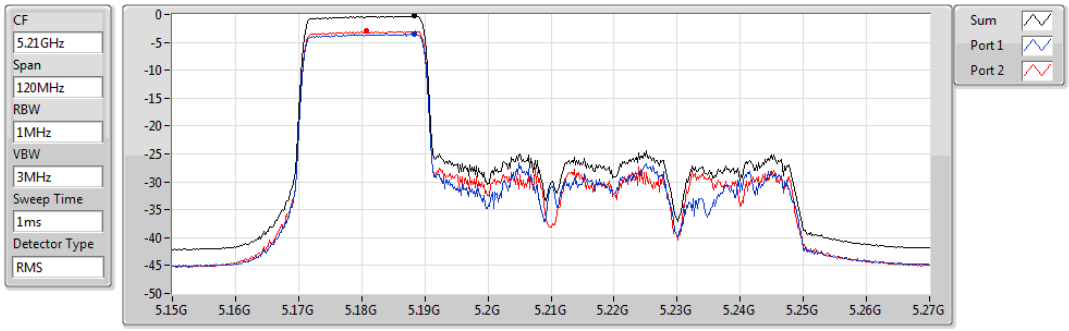

Sum	PD	Port 1	Port 2
(dBm/RBW)	(dBm/RBW)	(dBm/RBW)	(dBm/RBW)
-0.27	-0.27	-3.51	-2.99

802.11ax HEW80_RU242_Index61_Nss1,(MCS0)_2TX **PSD**

5290MHz

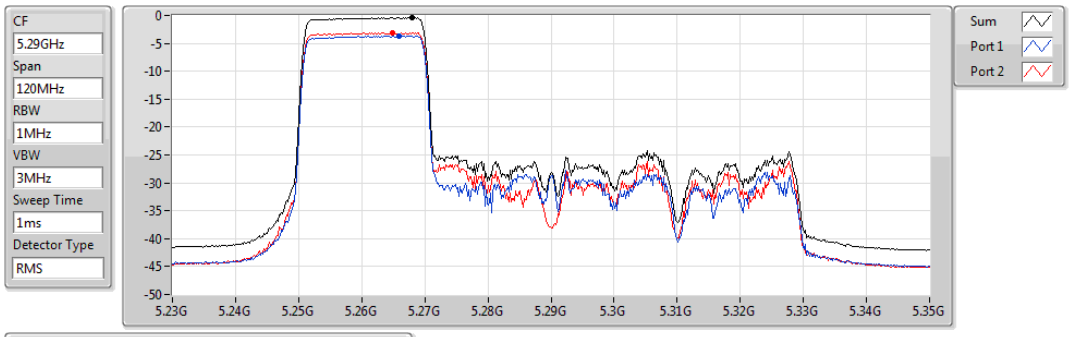

Sum	PD	Port 1	Port 2
(dBm/RBW)	(dBm/RBW)	(dBm/RBW)	(dBm/RBW)
-0.39	-0.39	-3.63	-3.07

802.11ax HEW80_RU242_Index61_Nss1,(MCS0)_2TX **PSD**

5530MHz

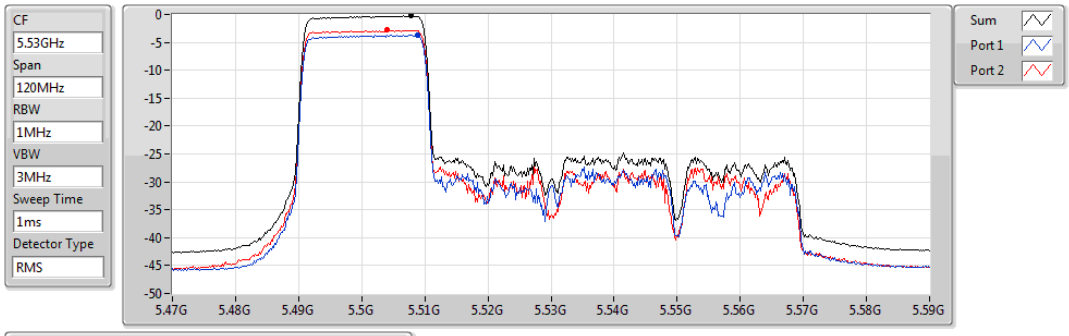

Sum	PD	Port 1	Port 2
(dBm/RBW)	(dBm/RBW)	(dBm/RBW)	(dBm/RBW)
-0.26	-0.26	-3.71	-2.83

802.11ax HEW80_RU242_Index61_Nss1,(MCS0)_2TX **PSD**

5610MHz

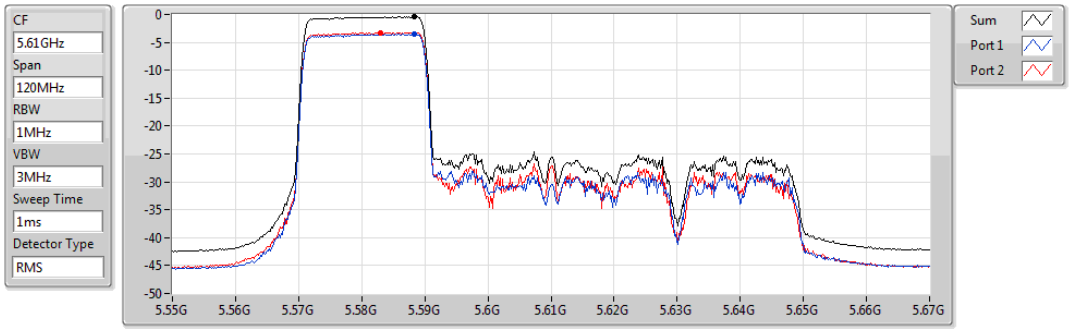

Sum	PD	Port 1	Port 2
(dBm/RBW)	(dBm/RBW)	(dBm/RBW)	(dBm/RBW)
-0.42	-0.42	-3.50	-3.23

802.11ax HEW80_RU242_Index61_Nss1,(MCS0)_2TX **PSD**

5690MHz Straddle 5.47-5.725GHz

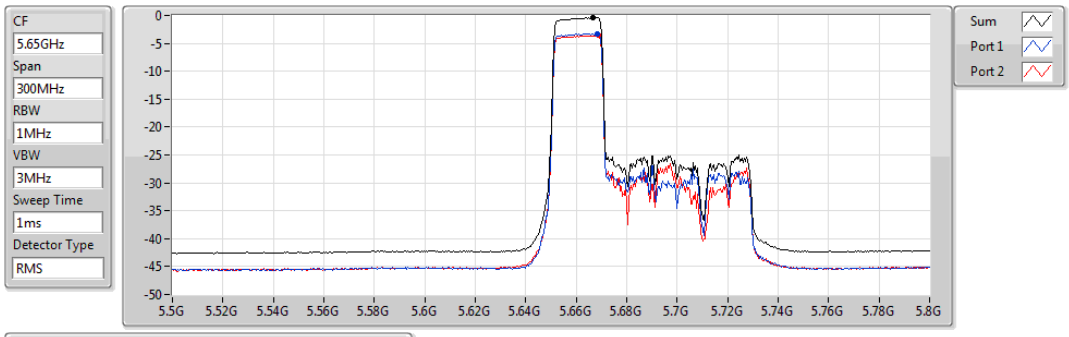

Sum	PD	Port 1	Port 2
(dBm/RBW)	(dBm/RBW)	(dBm/RBW)	(dBm/RBW)
-0.42	-0.42	-3.24	-3.60

802.11ax HEW80_RU242_Index61_Nss1,(MCS0)_2TX **PSD**

5690MHz Straddle 5.725-5.85GHz

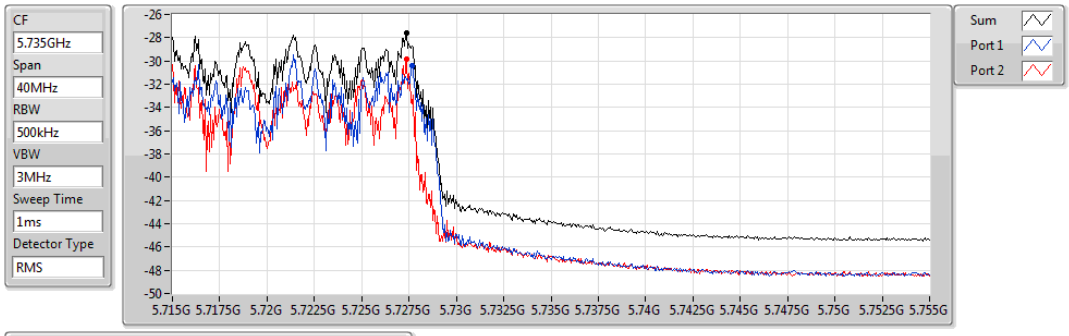

Sum	PD	Port 1	Port 2
(dBm/RBW)	(dBm/RBW)	(dBm/RBW)	(dBm/RBW)
-27.61	-27.61	-30.40	-29.81

802.11ax HEW80_RU242_Index62_Nss1,(MCS0)_2TX PSD

5210MHz

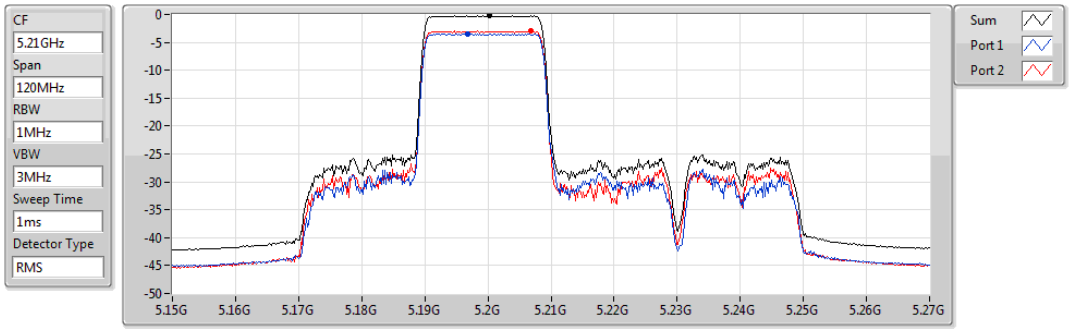

Sum	PD	Port 1	Port 2
(dBm/RBW)	(dBm/RBW)	(dBm/RBW)	(dBm/RBW)
-0.27	-0.27	-3.42	-2.97

802.11ax HEW80_RU242_Index62_Nss1,(MCS0)_2TX PSD

5290MHz

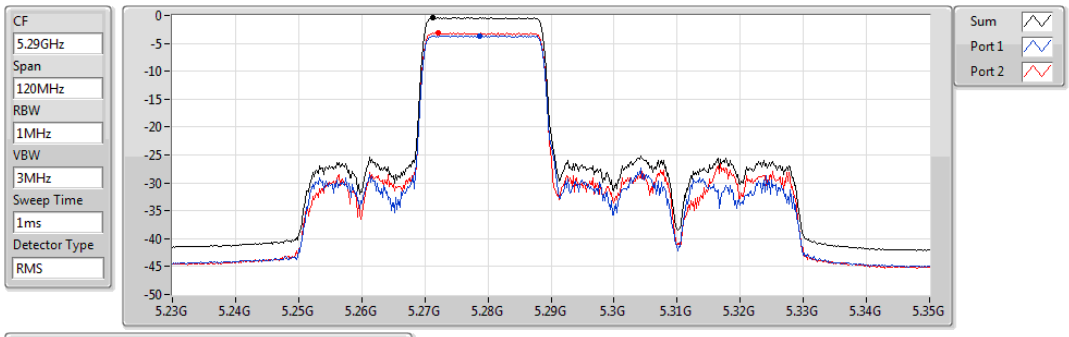

Sum	PD	Port 1	Port 2
(dBm/RBW)	(dBm/RBW)	(dBm/RBW)	(dBm/RBW)
-0.38	-0.38	-3.62	-3.12

802.11ax HEW80_RU242_Index62_Nss1,(MCS0)_2TX PSD

5530MHz

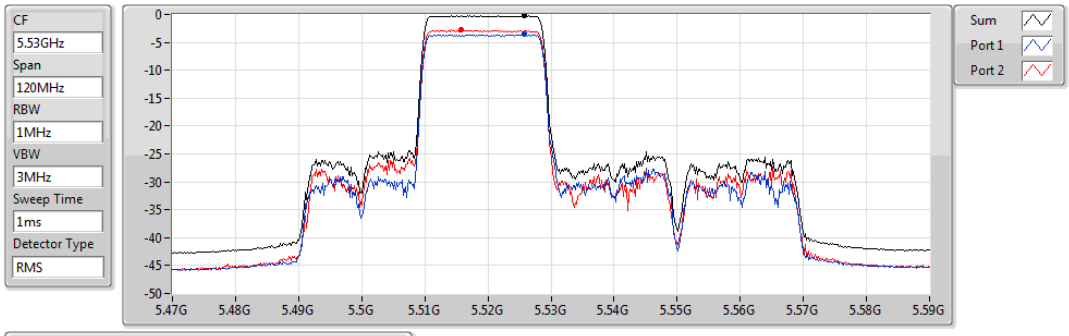

Sum	PD	Port 1	Port 2
(dBm/RBW)	(dBm/RBW)	(dBm/RBW)	(dBm/RBW)
-0.24	-0.24	-3.56	-2.79

802.11ax HEW80_RU242_Index62_Nss1,(MCS0)_2TX **PSD**

5610MHz

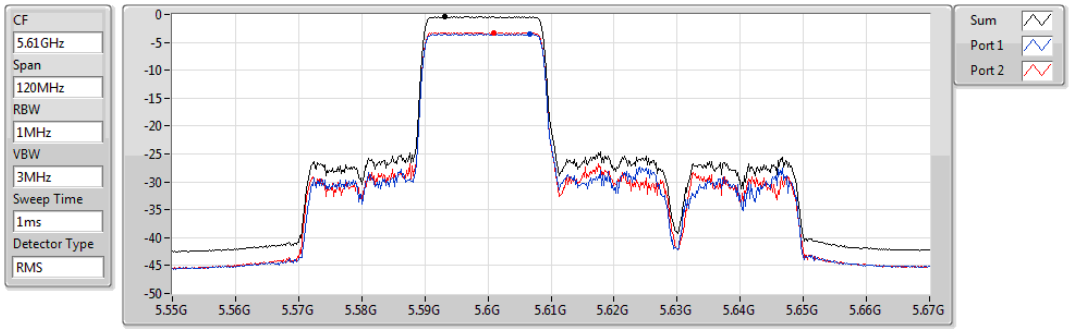

Sum	PD	Port 1	Port 2
(dBm/RBW)	(dBm/RBW)	(dBm/RBW)	(dBm/RBW)
-0.40	-0.40	-3.49	-3.26

802.11ax HEW80_RU242_Index62_Nss1,(MCS0)_2TX **PSD**

5690MHz Straddle 5.725-5.85GHz

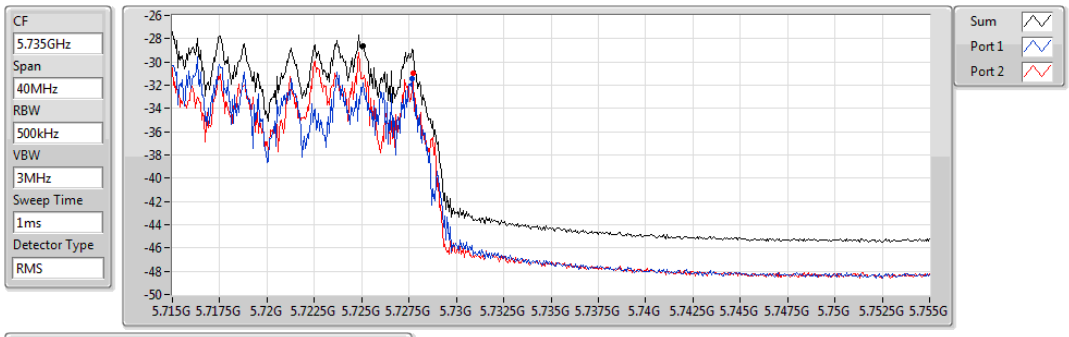

Sum	PD	Port 1	Port 2
(dBm/RBW)	(dBm/RBW)	(dBm/RBW)	(dBm/RBW)
-28.62	-28.62	-31.43	-31.00

802.11ax HEW80_RU242_Index64_Nss1,(MCS0)_2TX **PSD**

5210MHz

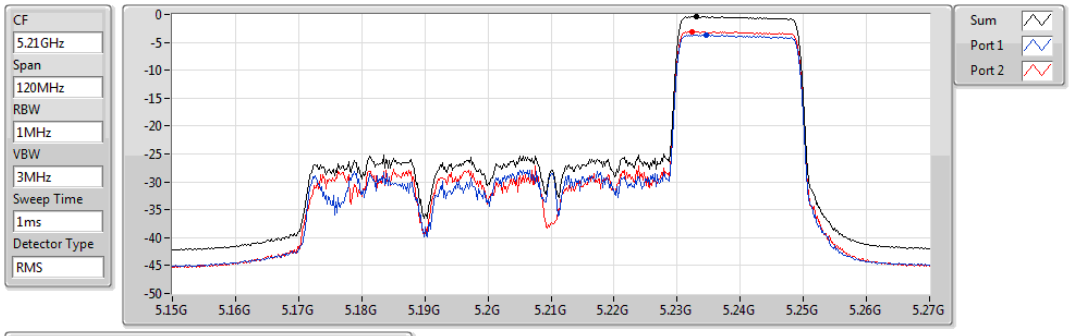

Sum	PD	Port 1	Port 2
(dBm/RBW)	(dBm/RBW)	(dBm/RBW)	(dBm/RBW)
-0.40	-0.40	-3.64	-3.07

802.11ax HEW80_RU242_Index64_Nss1,(MCS0)_2TX **PSD**

5290MHz

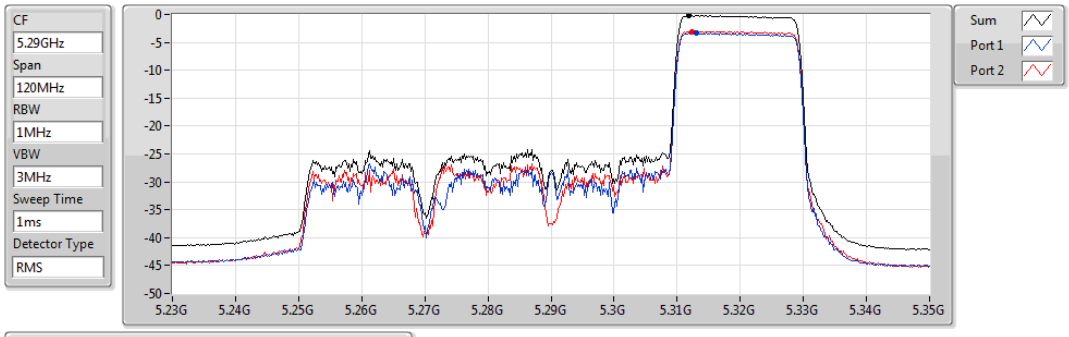

Sum	PD	Port 1	Port 2
(dBm/RBW)	(dBm/RBW)	(dBm/RBW)	(dBm/RBW)
-0.21	-0.21	-3.26	-3.05

802.11ax HEW80_RU242_Index64_Nss1,(MCS0)_2TX **PSD**

5530MHz

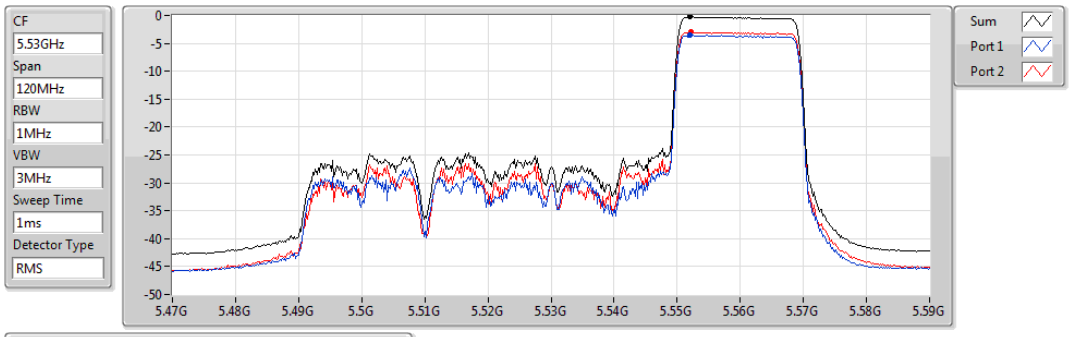

Sum	PD	Port 1	Port 2
(dBm/RBW)	(dBm/RBW)	(dBm/RBW)	(dBm/RBW)
-0.27	-0.27	-3.57	-3.00

802.11ax HEW80_RU242_Index64_Nss1,(MCS0)_2TX **PSD**

5610MHz

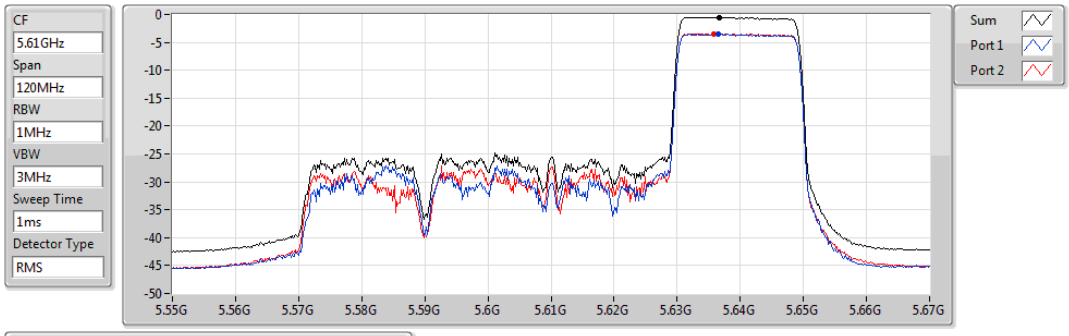

Sum	PD	Port 1	Port 2
(dBm/RBW)	(dBm/RBW)	(dBm/RBW)	(dBm/RBW)
-0.49	-0.49	-3.52	-3.46

802.11ax HEW80_RU242_Index64_Nss1,(MCS0)_2TX **PSD**

5690MHz Straddle 5.47-5.725GHz

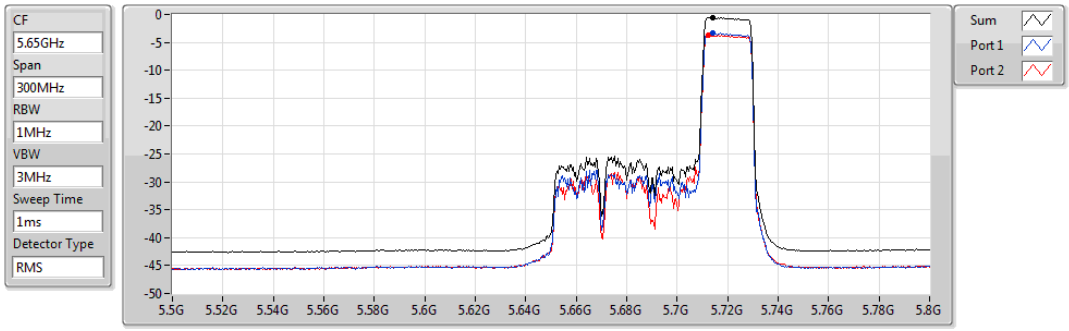

Sum	PD	Port 1	Port 2
(dBm/RBW)	(dBm/RBW)	(dBm/RBW)	(dBm/RBW)
-0.60	-0.60	-3.37	-3.68

802.11ax HEW80_RU242_Index64_Nss1,(MCS0)_2TX **PSD**

5690MHz Straddle 5.725-5.85GHz

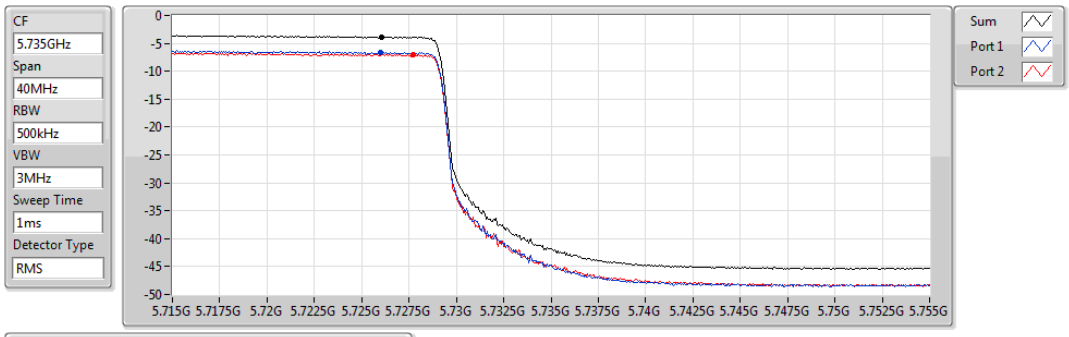

Sum	PD	Port 1	Port 2
(dBm/RBW)	(dBm/RBW)	(dBm/RBW)	(dBm/RBW)
-3.84	-3.84	-6.61	-7.00

802.11ax HEW80_RU484_Index65_Nss1,(MCS0)_2TX **PSD**

5210MHz

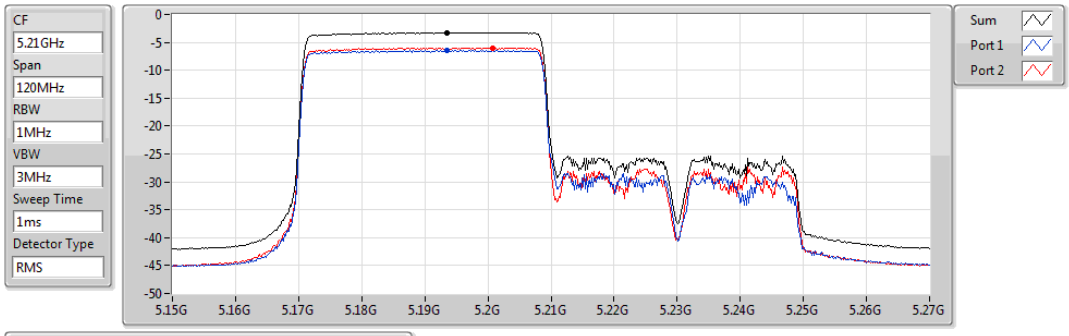

Sum	PD	Port 1	Port 2
(dBm/RBW)	(dBm/RBW)	(dBm/RBW)	(dBm/RBW)
-3.23	-3.23	-6.41	-5.99

802.11ax HEW80_RU484_Index65_Nss1,(MCS0)_2TX PSD

5290MHz

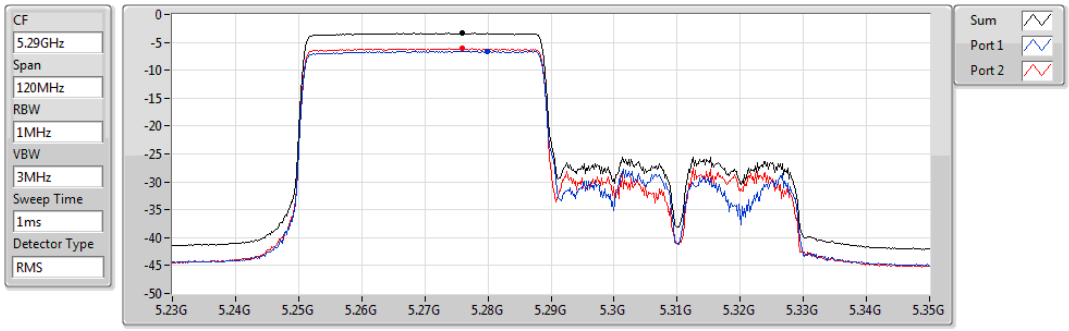

Sum	PD	Port 1	Port 2
(dBm/RBW)	(dBm/RBW)	(dBm/RBW)	(dBm/RBW)
-3.37	-3.37	-6.56	-6.12

802.11ax HEW80_RU484_Index65_Nss1,(MCS0)_2TX PSD

5530MHz

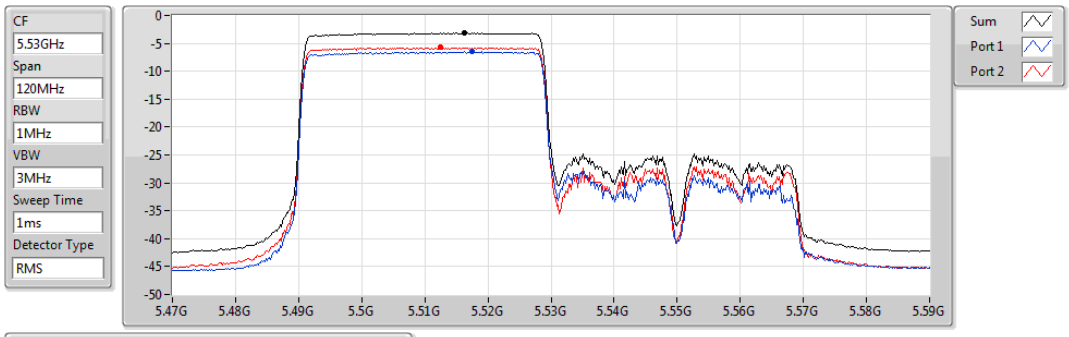

Sum	PD	Port 1	Port 2
(dBm/RBW)	(dBm/RBW)	(dBm/RBW)	(dBm/RBW)
-3.15	-3.15	-6.48	-5.75

802.11ax HEW80_RU484_Index65_Nss1,(MCS0)_2TX PSD

5610MHz

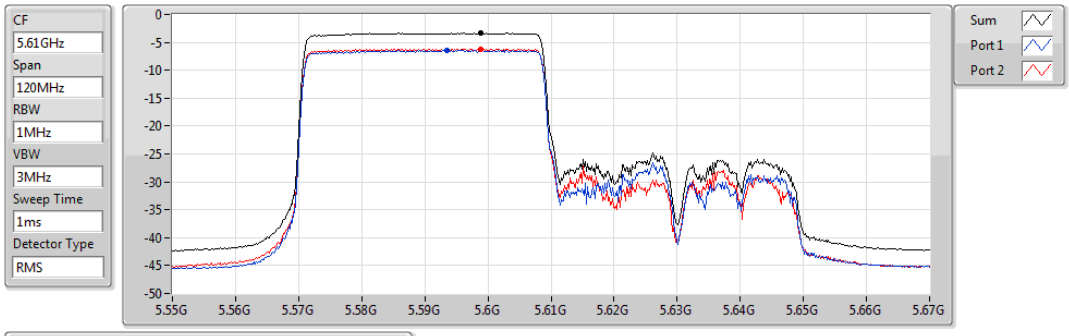

Sum	PD	Port 1	Port 2
(dBm/RBW)	(dBm/RBW)	(dBm/RBW)	(dBm/RBW)
-3.34	-3.34	-6.44	-6.18

802.11ax HEW80_RU484_Index65_Nss1,(MCS0)_2TX **PSD**

5690MHz Straddle 5.47-5.725GHz

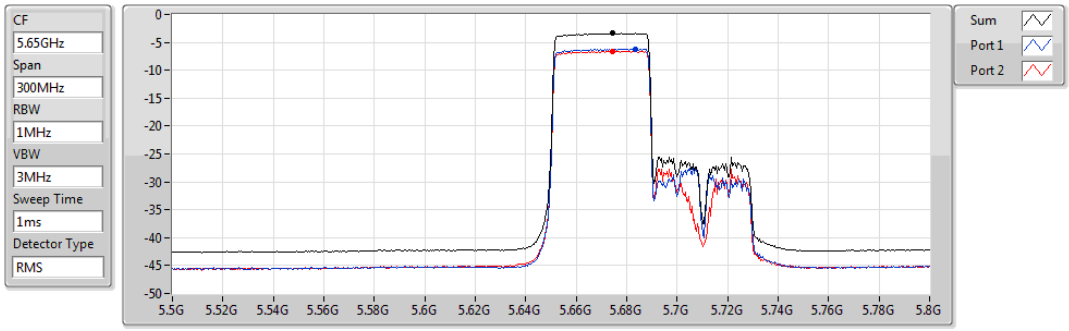

Sum	PD	Port 1	Port 2
(dBm/RBW)	(dBm/RBW)	(dBm/RBW)	(dBm/RBW)
-3.40	-3.40	-6.18	-6.55

802.11ax HEW80_RU484_Index65_Nss1,(MCS0)_2TX **PSD**

5690MHz Straddle 5.725-5.85GHz

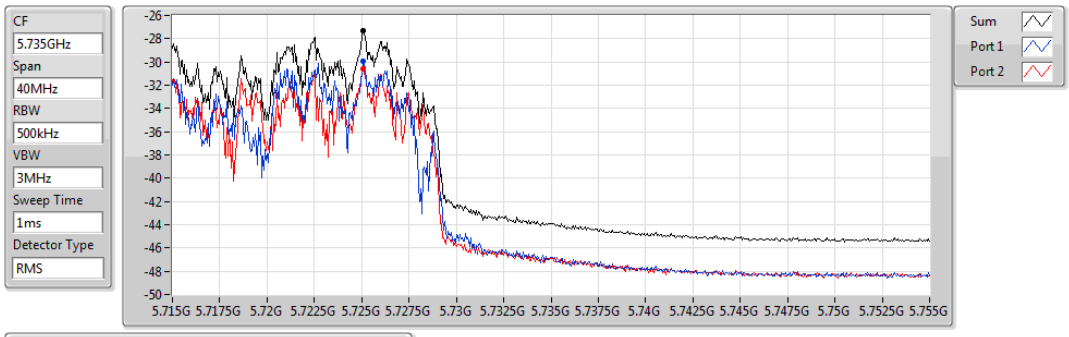

Sum	PD	Port 1	Port 2
(dBm/RBW)	(dBm/RBW)	(dBm/RBW)	(dBm/RBW)
-27.28	-27.28	-29.98	-30.62

802.11ax HEW80_RU484_Index66_Nss1,(MCS0)_2TX **PSD**

5210MHz

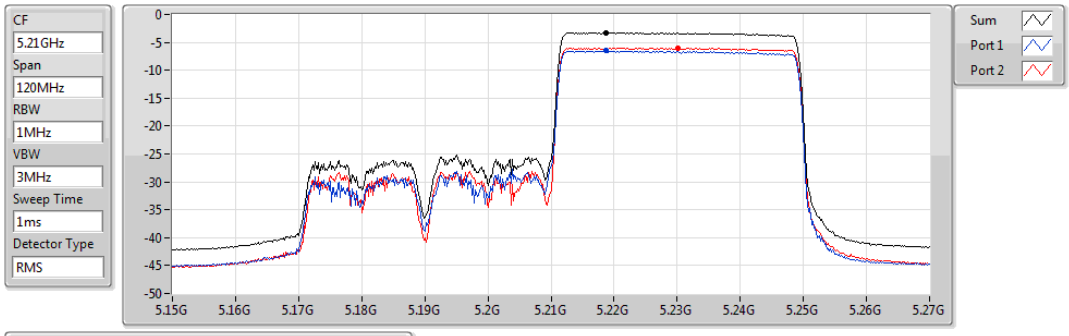

Sum	PD	Port 1	Port 2
(dBm/RBW)	(dBm/RBW)	(dBm/RBW)	(dBm/RBW)
-3.28	-3.28	-6.50	-6.00

802.11ax HEW80_RU484_Index66_Nss1,(MCS0)_2TX PSD

5290MHz

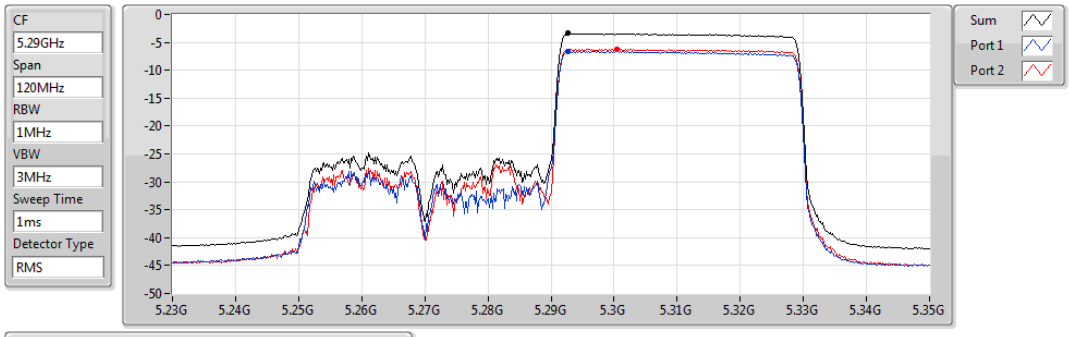

Sum	PD	Port 1	Port 2
(dBm/RBW)	(dBm/RBW)	(dBm/RBW)	(dBm/RBW)
-3.41	-3.41	-6.64	-6.21

802.11ax HEW80_RU484_Index66_Nss1,(MCS0)_2TX PSD

5530MHz

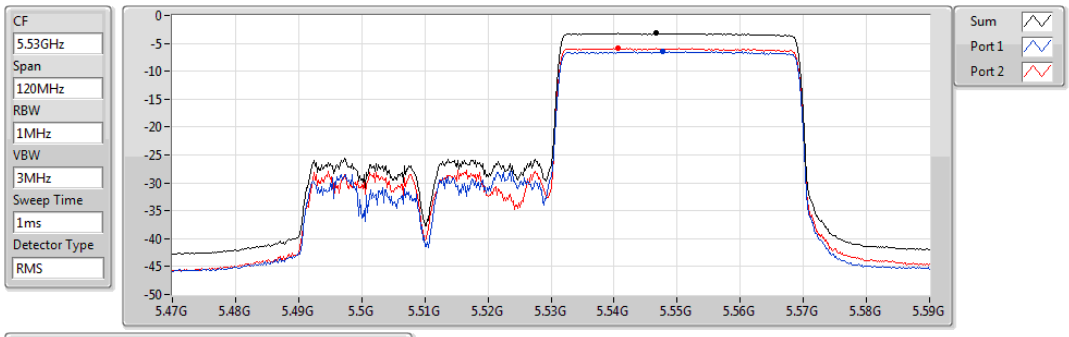

Sum	PD	Port 1	Port 2
(dBm/RBW)	(dBm/RBW)	(dBm/RBW)	(dBm/RBW)
-3.21	-3.21	-6.50	-5.89

802.11ax HEW80_RU484_Index66_Nss1,(MCS0)_2TX PSD

5610MHz

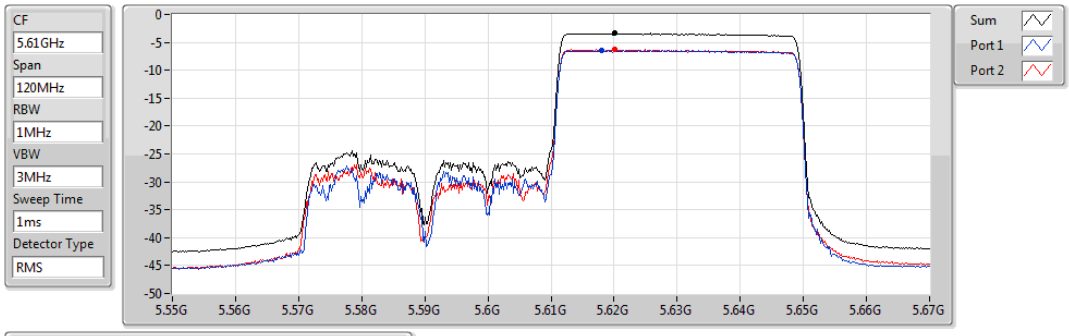

Sum	PD	Port 1	Port 2
(dBm/RBW)	(dBm/RBW)	(dBm/RBW)	(dBm/RBW)
-3.39	-3.39	-6.48	-6.28

802.11ax HEW80_RU484_Index66_Nss1,(MCS0)_2TX **PSD**

5690MHz Straddle 5.47-5.725GHz

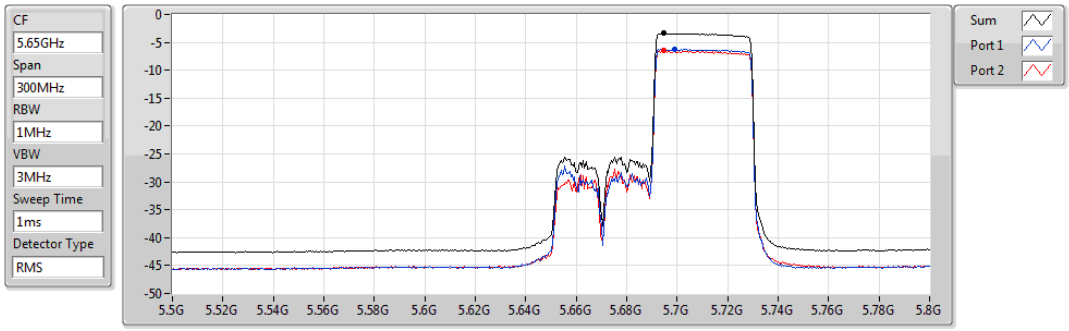

Sum	PD	Port 1	Port 2
(dBm/RBW)	(dBm/RBW)	(dBm/RBW)	(dBm/RBW)
-3.41	-3.41	-6.24	-6.51

802.11ax HEW80_RU484_Index66_Nss1,(MCS0)_2TX **PSD**

5690MHz Straddle 5.725-5.85GHz

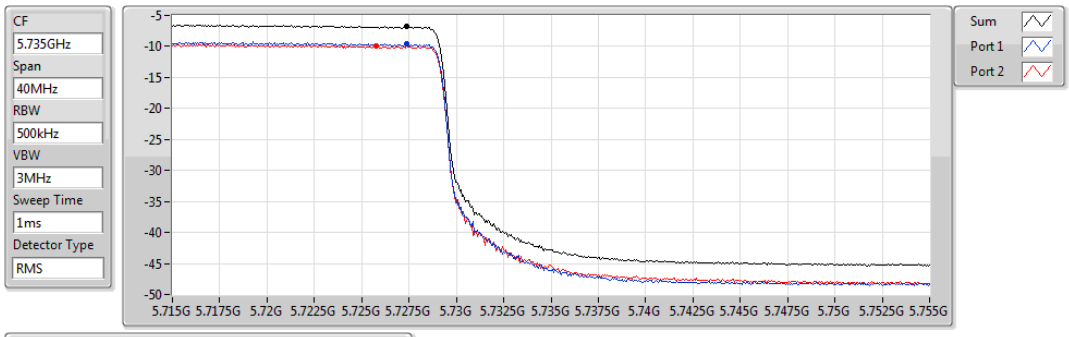

Sum	PD	Port 1	Port 2
(dBm/RBW)	(dBm/RBW)	(dBm/RBW)	(dBm/RBW)
-6.76	-6.76	-9.55	-10.00

802.11ax HEW80_RU996_Index67_Nss1,(MCS0)_2TX **PSD**

5210MHz

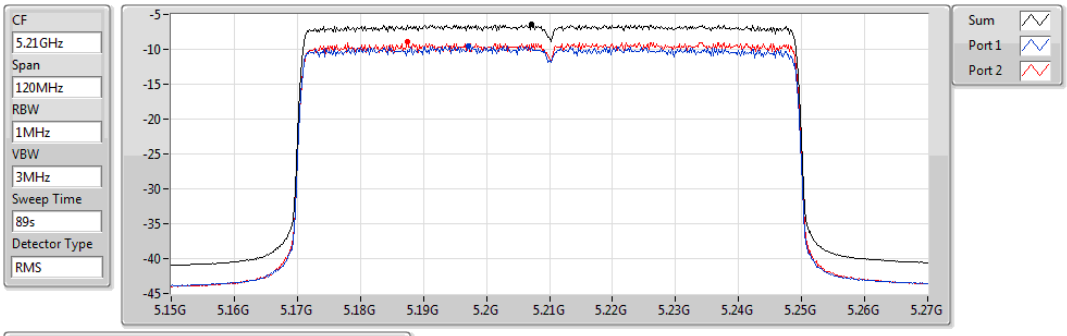

Sum	PD	Port 1	Port 2
(dBm/RBW)	(dBm/RBW)	(dBm/RBW)	(dBm/RBW)
-6.46	-6.46	-9.55	-8.95

802.11ax HEW80_RU996_Index67_Nss1,(MCS0)_2TX **PSD**

5290MHz

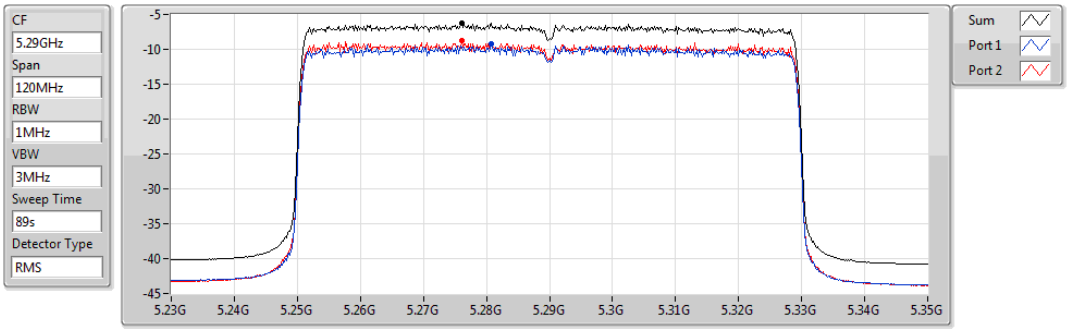

Sum	PD	Port 1	Port 2
(dBm/RBW)	(dBm/RBW)	(dBm/RBW)	(dBm/RBW)
-6.22	-6.22	-9.24	-8.79

802.11ax HEW80_RU996_Index67_Nss1,(MCS0)_2TX **PSD**

5530MHz

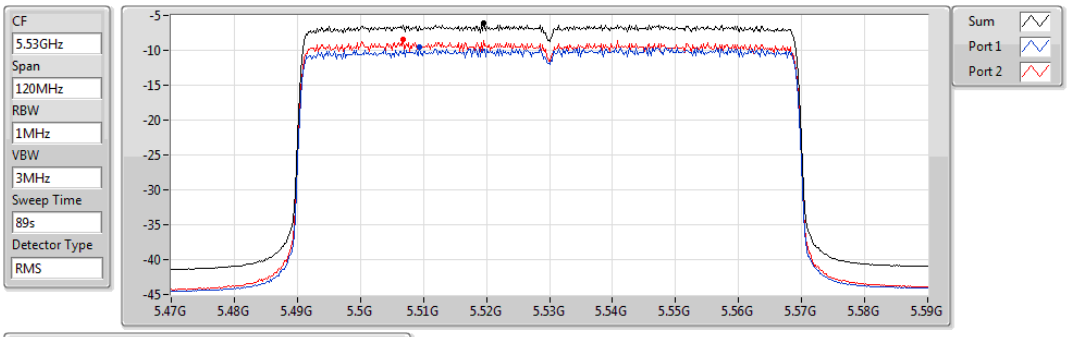

Sum	PD	Port 1	Port 2
(dBm/RBW)	(dBm/RBW)	(dBm/RBW)	(dBm/RBW)
-6.12	-6.12	-9.50	-8.48

802.11ax HEW80_RU996_Index67_Nss1,(MCS0)_2TX **PSD**

5610MHz

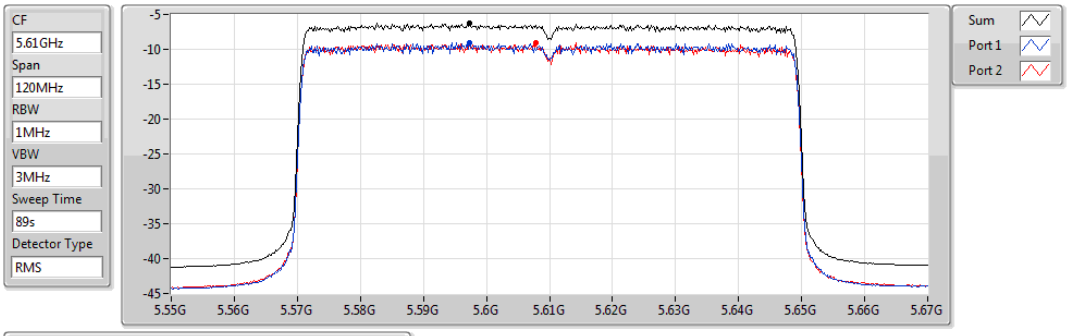

Sum	PD	Port 1	Port 2
(dBm/RBW)	(dBm/RBW)	(dBm/RBW)	(dBm/RBW)
-6.25	-6.25	-9.12	-9.03

802.11ax HEW80_RU996_Index67_Nss1,(MCS0)_2TX **PSD**

5690MHz Straddle 5.47-5.725GHz

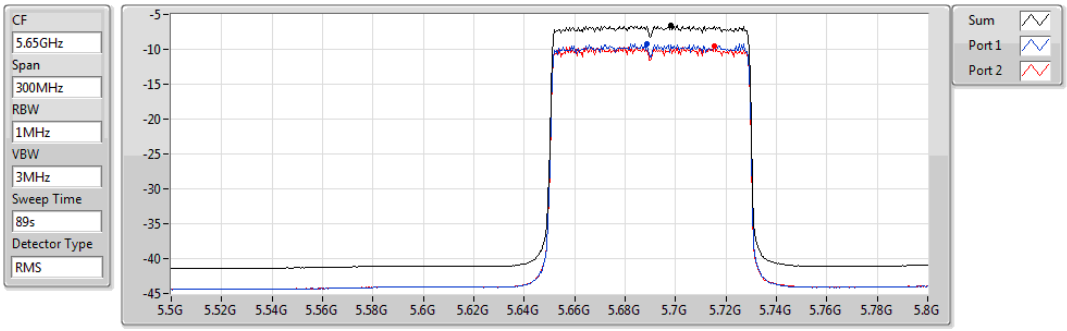

Sum	PD	Port 1	Port 2
(dBm/RBW)	(dBm/RBW)	(dBm/RBW)	(dBm/RBW)
-6.55	-6.55	-9.25	-9.54

802.11ax HEW80_RU996_Index67_Nss1,(MCS0)_2TX **PSD**

5690MHz Straddle 5.725-5.85GHz

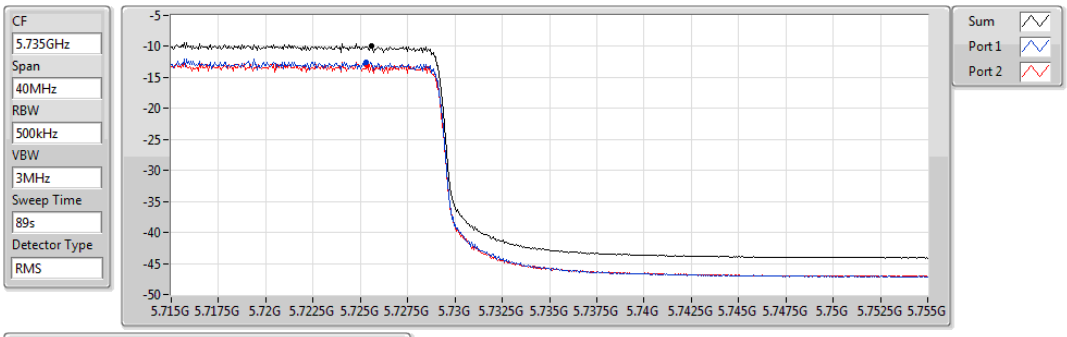

Sum	PD	Port 1	Port 2
(dBm/RBW)	(dBm/RBW)	(dBm/RBW)	(dBm/RBW)
-9.86	-9.86	-12.58	-13.08

3.5 Transmitter Radiated and Band Edge Emissions

3.5.1 Limit of Transmitter Radiated and Band Edge Emissions

Restricted Band Emissions Limit			
Frequency Range (MHz)	**Field Strength (uV/m)**	**Field Strength (dBuV/m)**	**Measure Distance (m)**
0.009~0.490	2400/F(kHz)	48.5 - 13.8	300
0.490~1.705	24000/F(kHz)	33.8 - 23	30
1.705~30.0	30	29	30
30~88	100	40	3
88~216	150	43.5	3
216~960	200	46	3
Above 960	500	54	3

Note 1:
Qusai-Peak value is measured for frequency below 1GHz except for 9–90 kHz, 110–490 kHz frequency band. Peak and average value are measured for frequency above 1GHz. The limit on average radio frequency emission is as above table. The limit on peak radio frequency emissions is 20 dB above the maximum permitted average emission limit
Note 2:
Measurements may be performed at a distance other than what is specified provided. When performing measurements at a distance other than that specified, the results shall be extrapolated to the specified distance using an extrapolation factor as below, Frequency at or above 30 MHz: 20 dB/decade Frequency below 30 MHz: 40 dB/decade.

Un-restricted band emissions above 1GHz Limit	
Operating Band	**Limit**
5.15 - 5.25 GHz	e.i.r.p. -27 dBm [68.2 dBuV/m@3m]
5.25 - 5.35 GHz	e.i.r.p. -27 dBm [68.2 dBuV/m@3m]
5.47 - 5.725 GHz	e.i.r.p. -27 dBm [68.2 dBuV/m@3m]

Note 1: Measurements may be performed at a distance other than the limit distance provided they are not performed in the near field and the emissions to be measured can be detected by the measurement equipment. When performing measurements at a distance other than that specified, the results shall be extrapolated to the specified distance using an extrapolation factor of 20 dB/decade (inverse of linear distance for field-strength measurements, inverse of linear distance-squared for power-density measurements).

3.5.2 Test Procedures

1. Measurement is made at a semi-anechoic chamber that incorporates a turntable allowing a EUT rotation of 360°. A continuously-rotating, remotely-controlled turntable is installed at the test site to support the EUT and facilitate determination of the direction of maximum radiation for each EUT emission frequency. The EUT is placed at test table. For emissions testing at or below 1 GHz, the table height is 80 cm above the reference ground plane. For emission measurements above 1 GHz, the table height is 1.5 m
2. Measurement is made with the antenna positioned in both the horizontal and vertical planes of polarization. The measurement antenna is varied in height (1m ~ 4m) above the reference ground plane to obtain the maximum signal strength. Distance between EUT and antenna is 3 m.
3. This investigation is performed with the EUT rotated 360°, the antenna height scanned between 1 m and 4 m, and the antenna rotated to repeat the measurements for both the horizontal and vertical antenna polarizations.

Note:

1. 120kHz measurement bandwidth of test receiver and Quasi-peak detector is for radiated emission below 1GHz.
2. RBW=1MHz, VBW=3MHz and Peak detector is for peak measured value of radiated emission above 1GHz.
3. RBW=1MHz, VBW=1/T and Peak detector is for average measured value of radiated emission above 1GHz.

3.5.3 Test Setup

Radiated Emissions below 1 GHz

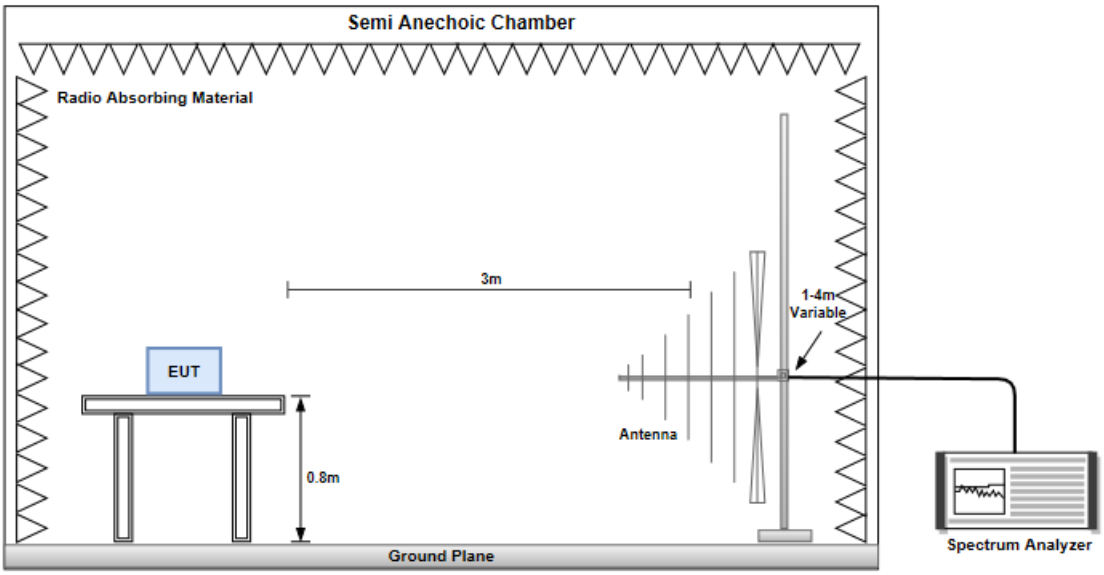

Radiated Emissions above 1 GHz

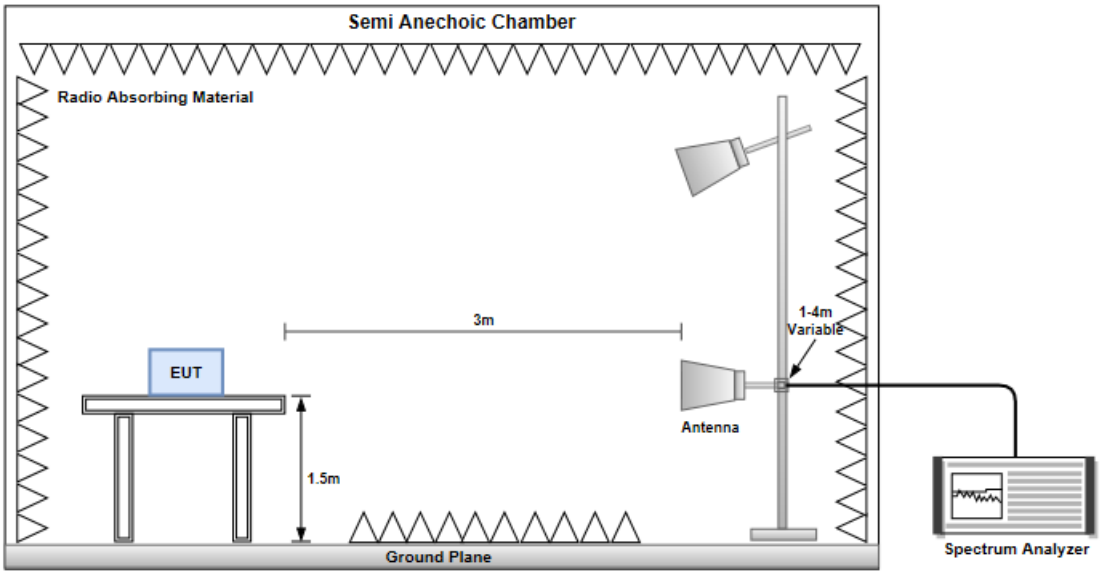

3.5.4 Transmitter Radiated Unwanted Emissions (Below 1GHz)

Modulation	11a	Test Freq. (MHz)	5240
Polarization	Horizontal		

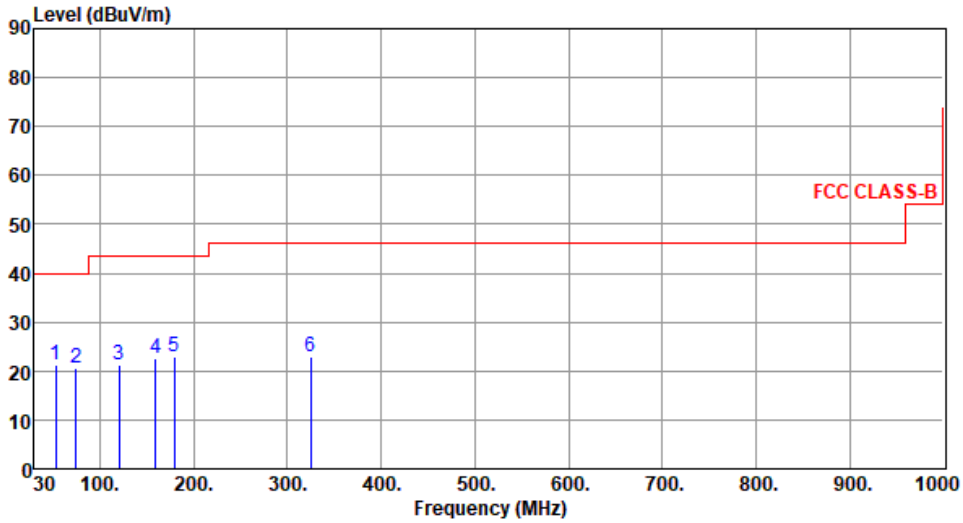

	Freq. MHz	Emission level dBuV/m	Limit dBuV/m	Margin dB	SA reading dBuV	Factor dB	Remark	ANT High cm	Turn Table deg
1	52.49	21.15	40.00	-18.85	29.59	-8.44	Peak	---	---
2	74.56	20.63	40.00	-19.37	32.19	-11.56	Peak	---	---
3	120.49	21.18	43.50	-22.32	31.77	-10.59	Peak	---	---
4	159.15	22.45	43.50	-21.05	30.79	-8.34	Peak	---	---
5	179.48	22.87	43.50	-20.63	32.69	-9.82	Peak	---	---
6	324.67	22.86	46.00	-23.14	30.15	-7.29	Peak	---	---

Note 1: Emission Level (dBuV/m) = SA Reading (dBuV/m) + Factor* (dB)
*Factor includes antenna factor , cable loss and amplifier gain
Note 2: Margin (dB) = Emission level (dBuV/m) – Limit (dBuV/m).
Note 3: All spurious emissions below 30MHz are more than 20 dB below the limit.

Modulation	11a	Test Freq. (MHz)	5240
Polarization	Vertical		

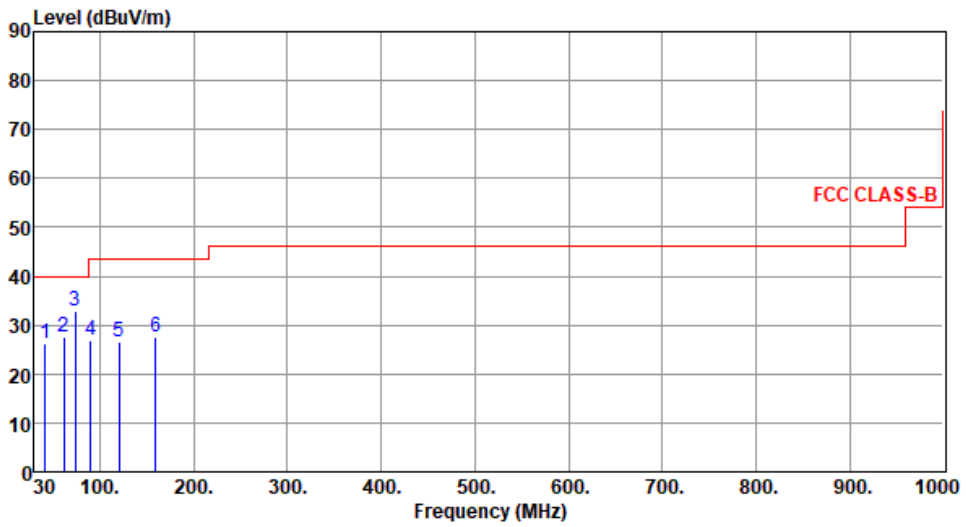

	Freq. MHz	Emission level dBuV/m	Limit dBuV/m	Margin dB	SA reading dBuV	Factor dB	Remark	ANT High cm	Turn Table deg
1	41.52	26.21	40.00	-13.79	34.64	-8.43	Peak	---	---
2	61.15	27.49	40.00	-12.51	36.52	-9.03	Peak	---	---
3	73.59	32.74	40.00	-7.26	44.21	-11.47	Peak	---	---
4	90.25	26.84	43.50	-16.66	41.12	-14.28	Peak	---	---
5	120.33	26.42	43.50	-17.08	37.01	-10.59	Peak	---	---
6	159.18	27.48	43.50	-16.02	35.82	-8.34	Peak	---	---

Note 1: Emission Level (dBuV/m) = SA Reading (dBuV/m) + Factor* (dB)
*Factor includes antenna factor , cable loss and amplifier gain
Note 2: Margin (dB) = Emission level (dBuV/m) – Limit (dBuV/m).
Note 3: All spurious emissions below 30MHz are more than 20 dB below the limit.

3.5.5 Transmitter Radiated Unwanted Emissions (Above 1GHz) for 11a

Modulation	11a	**Test Freq. (MHz)**	5180
Polarization	Horizontal		

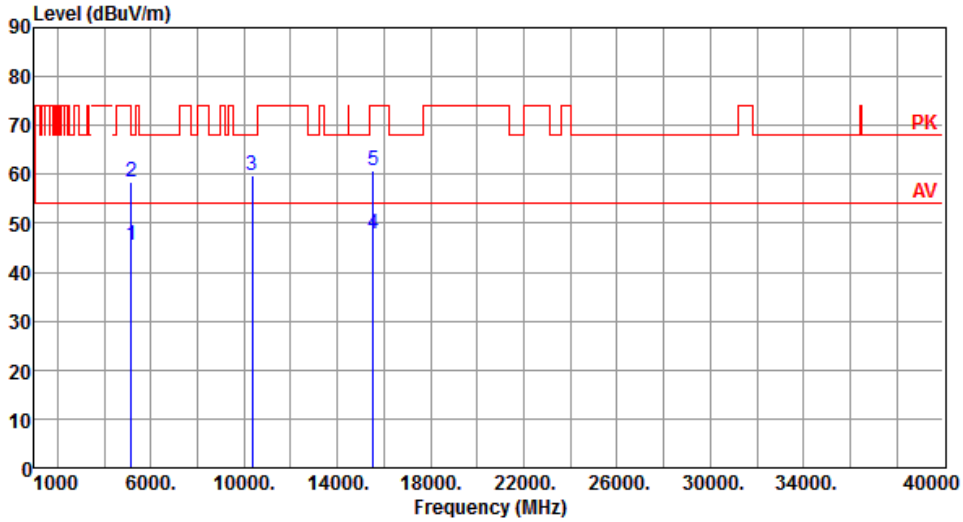

	Freq. MHz	Emission level dBuV/m	Limit dBuV/m	Margin dB	SA reading dBuV	Factor dB	Remark	ANT High cm	Turn Table deg
1	5150.00	45.54	54.00	-8.46	40.90	4.64	Average	247	124
2	5150.00	58.58	74.00	-15.42	53.94	4.64	Peak	247	124
3	10360.00	59.65	68.20	-8.55	45.46	14.19	Peak	100	20
4	15540.00	47.96	54.00	-6.04	33.05	14.91	Average	100	60
5	15540.00	60.91	74.00	-13.09	46.00	14.91	Peak	100	60

Note 1: Emission Level (dBuV/m) = SA Reading (dBuV/m) + Factor* (dB)
*Factor includes antenna factor , cable loss and amplifier gain
Note 2: Margin (dB) = Emission level (dBuV/m) – Limit (dBuV/m).

Modulation	11a	Test Freq. (MHz)	5180
Polarization	Vertical		

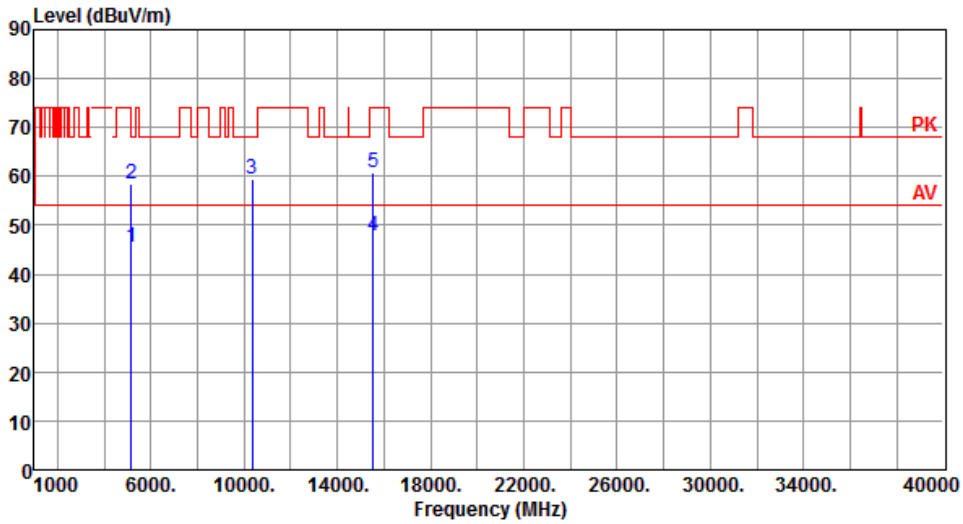

	Freq. MHz	Emission level dBuV/m	Limit dBuV/m	Margin dB	SA reading dBuV	Factor dB	Remark	ANT High cm	Turn Table deg
1	5150.00	45.43	54.00	-8.57	40.79	4.64	Average	100	160
2	5150.00	58.50	74.00	-15.50	53.86	4.64	Peak	100	160
3	10360.00	59.52	68.20	-8.68	45.33	14.19	Peak	100	84
4	15540.00	47.81	54.00	-6.19	32.90	14.91	Average	100	75
5	15540.00	60.88	74.00	-13.12	45.97	14.91	Peak	100	75

Note 1: Emission Level (dBuV/m) = SA Reading (dBuV/m) + Factor* (dB)
*Factor includes antenna factor , cable loss and amplifier gain
Note 2: Margin (dB) = Emission level (dBuV/m) – Limit (dBuV/m).

Modulation	11a	Test Freq. (MHz)	5200
Polarization	Horizontal		

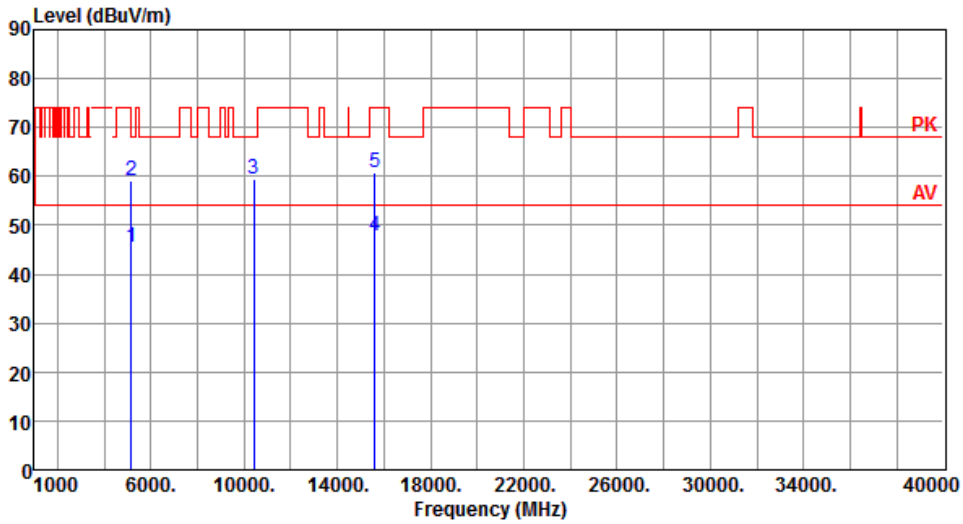

	Freq. MHz	Emission level dBuV/m	Limit dBuV/m	Margin dB	SA reading dBuV	Factor dB	Remark	ANT High cm	Turn Table deg
1	5150.00	45.58	54.00	-8.42	40.94	4.64	Average	249	126
2	5150.00	58.97	74.00	-15.03	54.33	4.64	Peak	249	126
3	10400.00	59.53	68.20	-8.67	45.23	14.30	Peak	100	30
4	15600.00	47.72	54.00	-6.28	33.08	14.64	Average	100	40
5	15600.00	60.85	74.00	-13.15	46.21	14.64	Peak	100	40

Note 1: Emission Level (dBuV/m) = SA Reading (dBuV/m) + Factor* (dB)
*Factor includes antenna factor , cable loss and amplifier gain
Note 2: Margin (dB) = Emission level (dBuV/m) – Limit (dBuV/m).

Modulation	11a	Test Freq. (MHz)	5200
Polarization	Vertical		

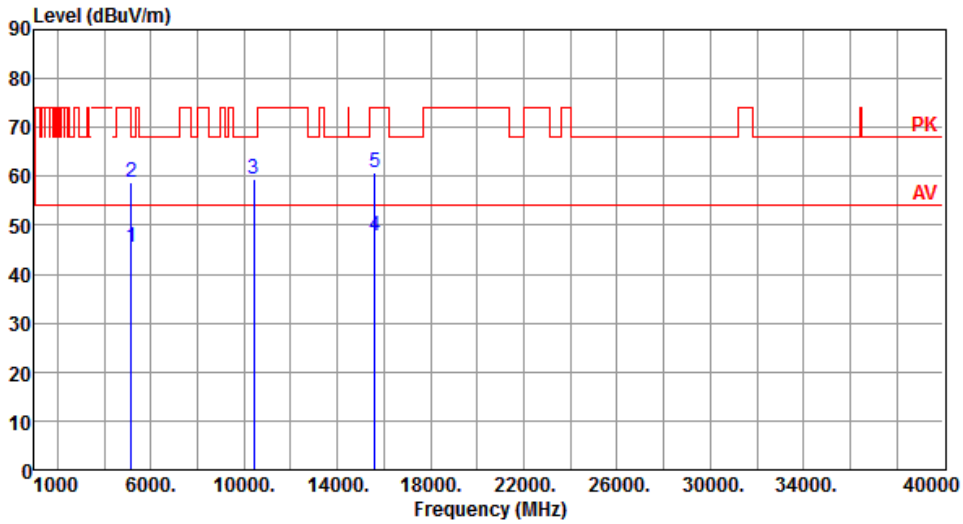

	Freq. MHz	Emission level dBuV/m	Limit dBuV/m	Margin dB	SA reading dBuV	Factor dB	Remark	ANT High cm	Turn Table deg
1	5150.00	45.42	54.00	-8.58	40.78	4.64	Average	100	169
2	5150.00	58.65	74.00	-15.35	54.01	4.64	Peak	100	169
3	10400.00	59.56	68.20	-8.64	45.26	14.30	Peak	100	40
4	15600.00	47.72	54.00	-6.28	33.08	14.64	Average	100	50
5	15600.00	60.92	74.00	-13.08	46.28	14.64	Peak	100	50

Note 1: Emission Level (dBuV/m) = SA Reading (dBuV/m) + Factor* (dB)
*Factor includes antenna factor , cable loss and amplifier gain
Note 2: Margin (dB) = Emission level (dBuV/m) – Limit (dBuV/m).

Modulation	11a	Test Freq. (MHz)	5240
Polarization	Horizontal		

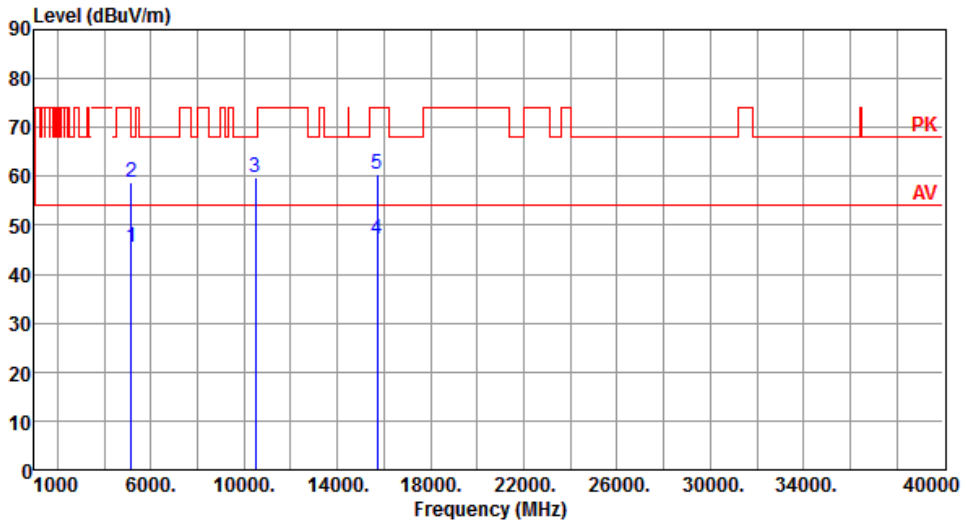

	Freq. MHz	Emission level dBuV/m	Limit dBuV/m	Margin dB	SA reading dBuV	Factor dB	Remark	ANT High cm	Turn Table deg
1	5150.00	45.58	54.00	-8.42	40.94	4.64	Average	244	122
2	5150.00	58.90	74.00	-15.10	54.26	4.64	Peak	244	122
3	10480.00	59.89	68.20	-8.31	45.43	14.46	Peak	100	30
4	15720.00	47.28	54.00	-6.72	33.07	14.21	Average	100	40
5	15720.00	60.29	74.00	-13.71	46.08	14.21	Peak	100	40

Note 1: Emission Level (dBuV/m) = SA Reading (dBuV/m) + Factor* (dB)
*Factor includes antenna factor , cable loss and amplifier gain
Note 2: Margin (dB) = Emission level (dBuV/m) – Limit (dBuV/m).

Modulation	11a	Test Freq. (MHz)	5240
Polarization	Vertical		

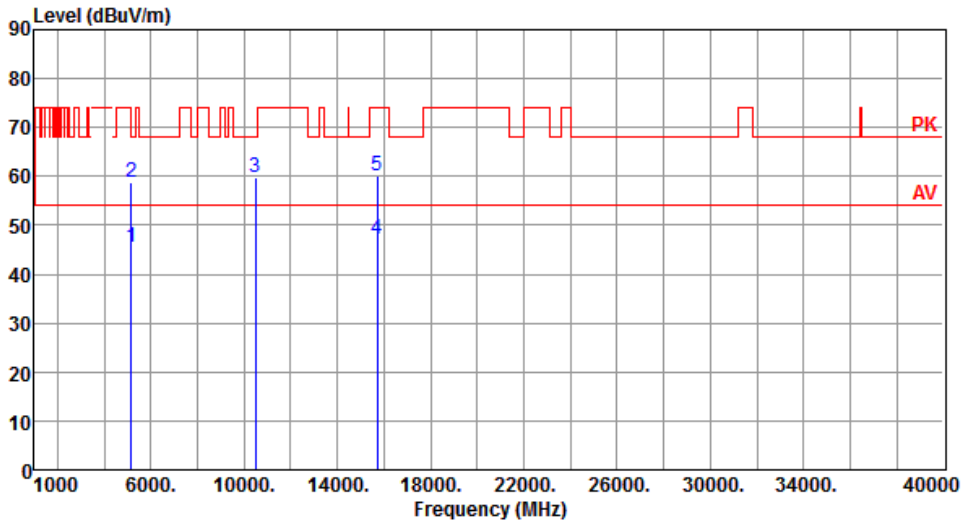

	Freq. MHz	Emission level dBuV/m	Limit dBuV/m	Margin dB	SA reading dBuV	Factor dB	Remark	ANT High cm	Turn Table deg
1	5150.00	45.41	54.00	-8.59	40.77	4.64	Average	120	168
2	5150.00	58.75	74.00	-15.25	54.11	4.64	Peak	120	168
3	10480.00	59.67	68.20	-8.53	45.21	14.46	Peak	100	56
4	15720.00	47.15	54.00	-6.85	32.94	14.21	Average	100	39
5	15720.00	60.02	74.00	-13.98	45.81	14.21	Peak	100	39

Note 1: Emission Level (dBuV/m) = SA Reading (dBuV/m) + Factor* (dB)
*Factor includes antenna factor , cable loss and amplifier gain
Note 2: Margin (dB) = Emission level (dBuV/m) – Limit (dBuV/m).

Modulation	11a	Test Freq. (MHz)	5260
Polarization	Horizontal		

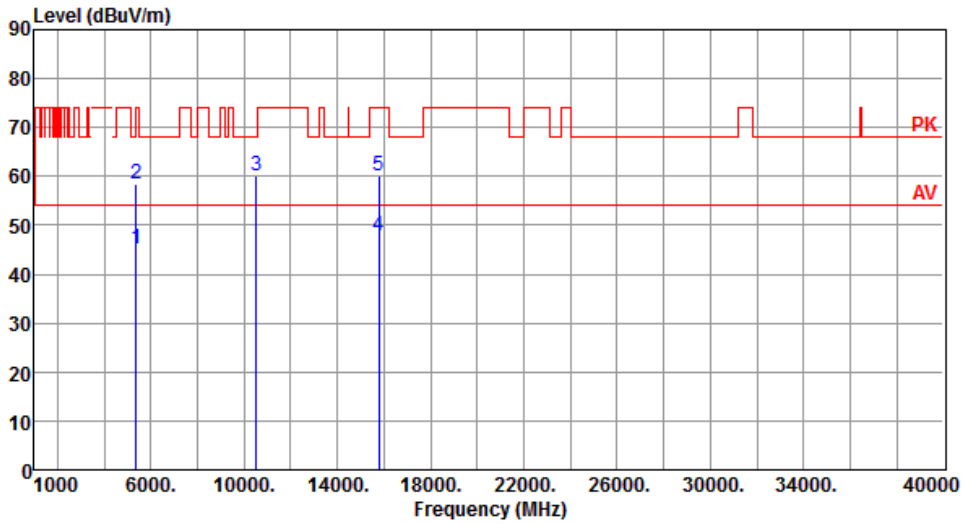

	Freq. MHz	Emission level dBuV/m	Limit dBuV/m	Margin dB	SA reading dBuV	Factor dB	Remark	ANT High cm	Turn Table deg
1	5350.00	45.04	54.00	-8.96	41.10	3.94	Average	241	125
2	5350.00	58.42	74.00	-15.58	54.48	3.94	Peak	241	125
3	10520.00	59.95	68.20	-8.25	45.49	14.46	Peak	100	20
4	15780.00	47.75	54.00	-6.25	33.57	14.18	Average	100	50
5	15780.00	60.04	74.00	-13.96	45.86	14.18	Peak	100	50

Note 1: Emission Level (dBuV/m) = SA Reading (dBuV/m) + Factor* (dB)
*Factor includes antenna factor , cable loss and amplifier gain
Note 2: Margin (dB) = Emission level (dBuV/m) – Limit (dBuV/m).

Modulation	11a	Test Freq. (MHz)	5260
Polarization	Vertical		

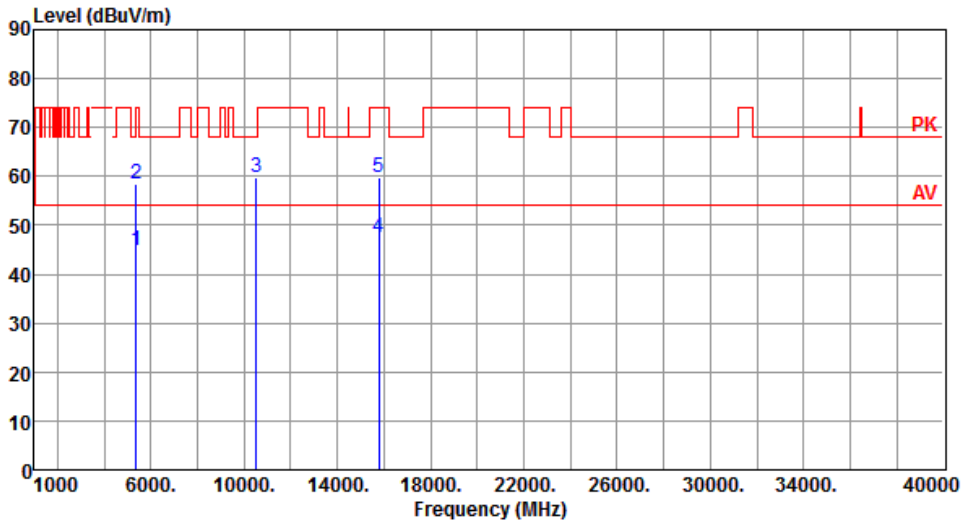

	Freq. MHz	Emission level dBuV/m	Limit dBuV/m	Margin dB	SA reading dBuV	Factor dB	Remark	ANT High cm	Turn Table deg
1	5350.00	44.82	54.00	-9.18	40.88	3.94	Average	115	166
2	5350.00	58.29	74.00	-15.71	54.35	3.94	Peak	115	166
3	10520.00	59.71	68.20	-8.49	45.25	14.46	Peak	100	89
4	15780.00	47.64	54.00	-6.36	33.46	14.18	Average	100	61
5	15780.00	59.93	74.00	-14.07	45.75	14.18	Peak	100	61

Note 1: Emission Level (dBuV/m) = SA Reading (dBuV/m) + Factor* (dB)
*Factor includes antenna factor , cable loss and amplifier gain
Note 2: Margin (dB) = Emission level (dBuV/m) – Limit (dBuV/m).

Modulation	11a	Test Freq. (MHz)	5300
Polarization	Horizontal		

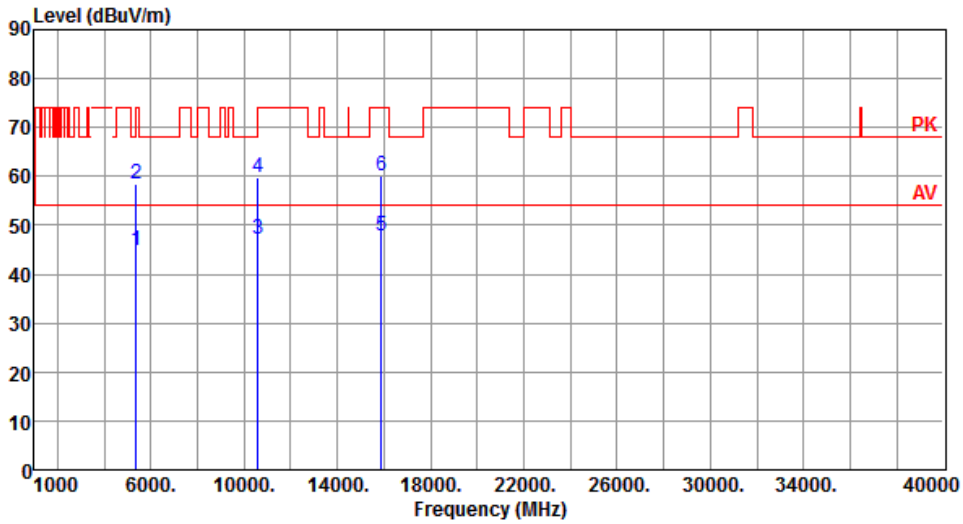

	Freq. MHz	Emission level dBuV/m	Limit dBuV/m	Margin dB	SA reading dBuV	Factor dB	Remark	ANT High cm	Turn Table deg
1	5350.00	44.88	54.00	-9.12	40.94	3.94	Average	245	126
2	5350.00	58.46	74.00	-15.54	54.52	3.94	Peak	245	126
3	10600.00	47.04	54.00	-6.96	32.76	14.28	Average	100	40
4	10600.00	59.90	74.00	-14.10	45.62	14.28	Peak	100	40
5	15900.00	47.83	54.00	-6.17	33.58	14.25	Average	100	60
6	15900.00	60.25	74.00	-13.75	46.00	14.25	Peak	100	60

Note 1: Emission Level (dBuV/m) = SA Reading (dBuV/m) + Factor* (dB)
*Factor includes antenna factor , cable loss and amplifier gain
Note 2: Margin (dB) = Emission level (dBuV/m) – Limit (dBuV/m).

Modulation	11a	Test Freq. (MHz)	5300
Polarization	Vertical		

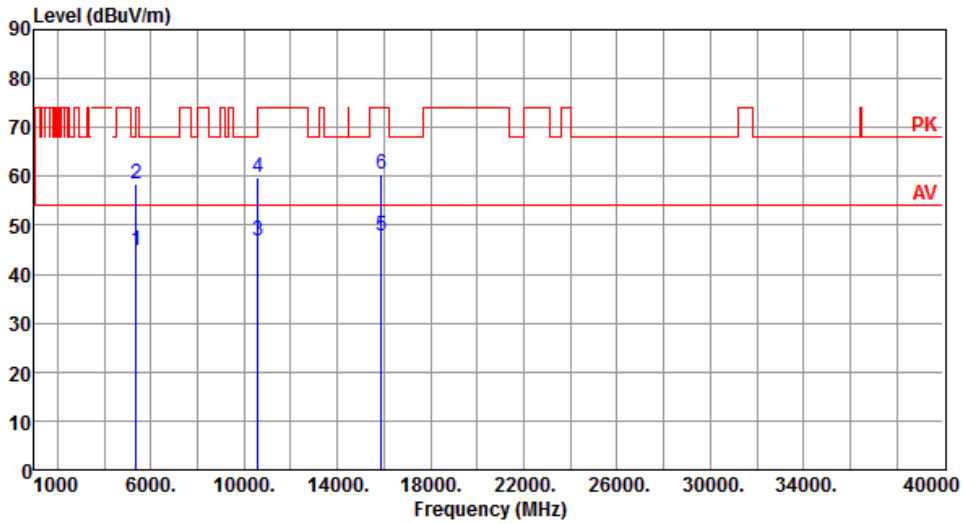

	Freq. MHz	Emission level dBuV/m	Limit dBuV/m	Margin dB	SA reading dBuV	Factor dB	Remark	ANT High cm	Turn Table deg
1	5350.00	44.76	54.00	-9.24	40.82	3.94	Average	100	165
2	5350.00	58.31	74.00	-15.69	54.37	3.94	Peak	100	165
3	10600.00	46.95	54.00	-7.05	32.67	14.28	Average	100	70
4	10600.00	59.86	74.00	-14.14	45.58	14.28	Peak	100	70
5	15900.00	47.84	54.00	-6.16	33.59	14.25	Average	100	50
6	15900.00	60.36	74.00	-13.64	46.11	14.25	Peak	100	50

Note 1: Emission Level (dBuV/m) = SA Reading (dBuV/m) + Factor* (dB)
*Factor includes antenna factor , cable loss and amplifier gain
Note 2: Margin (dB) = Emission level (dBuV/m) – Limit (dBuV/m).

Modulation	11a	Test Freq. (MHz)	5320
Polarization	Horizontal		

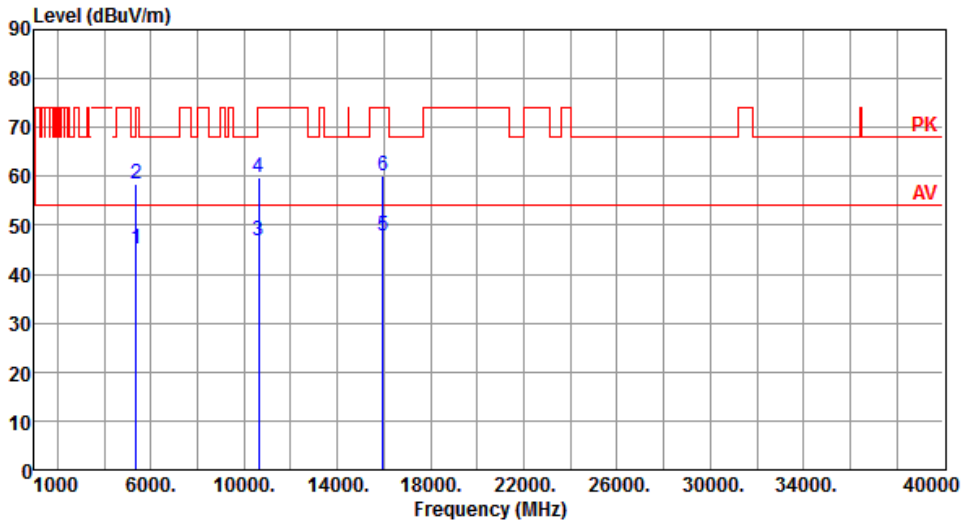

	Freq. MHz	Emission level dBuV/m	Limit dBuV/m	Margin dB	SA reading dBuV	Factor dB	Remark	ANT High cm	Turn Table deg
1	5350.00	45.11	54.00	-8.89	41.17	3.94	Average	239	113
2	5350.00	58.54	74.00	-15.46	54.60	3.94	Peak	239	113
3	10640.00	46.92	54.00	-7.08	32.54	14.38	Average	100	50
4	10640.00	59.72	74.00	-14.28	45.34	14.38	Peak	100	50
5	15960.00	47.80	54.00	-6.20	33.58	14.22	Average	100	70
6	15960.00	59.96	74.00	-14.04	45.74	14.22	Peak	100	70

Note 1: Emission Level (dBuV/m) = SA Reading (dBuV/m) + Factor* (dB)
*Factor includes antenna factor , cable loss and amplifier gain
Note 2: Margin (dB) = Emission level (dBuV/m) – Limit (dBuV/m).

Modulation	11a	Test Freq. (MHz)	5320
Polarization	Vertical		

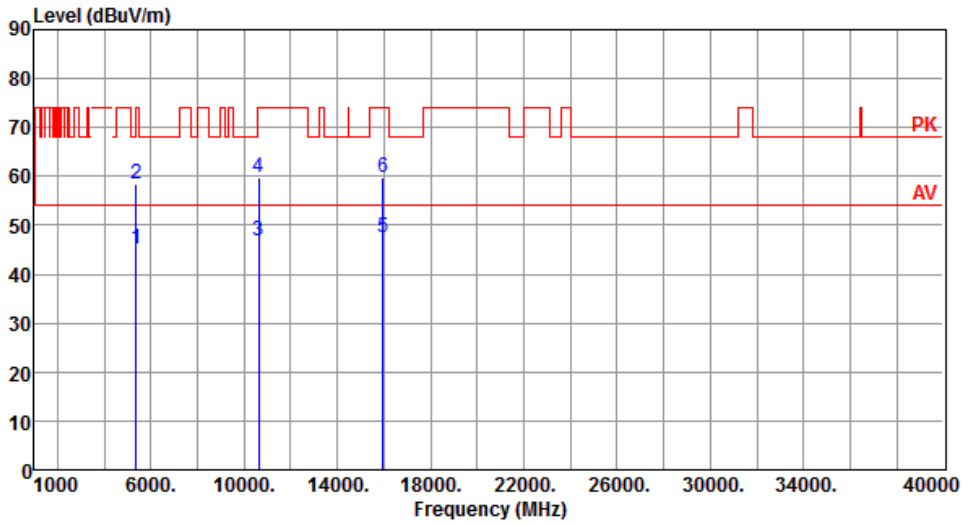

	Freq. MHz	Emission level dBuV/m	Limit dBuV/m	Margin dB	SA reading dBuV	Factor dB	Remark	ANT High cm	Turn Table deg
1	5350.00	45.04	54.00	-8.96	41.10	3.94	Average	100	155
2	5350.00	58.39	74.00	-15.61	54.45	3.94	Peak	100	155
3	10640.00	46.81	54.00	-7.19	32.43	14.38	Average	105	44
4	10640.00	59.64	74.00	-14.36	45.26	14.38	Peak	105	44
5	15960.00	47.64	54.00	-6.36	33.42	14.22	Average	100	59
6	15960.00	59.82	74.00	-14.18	45.60	14.22	Peak	100	59

Note 1: Emission Level (dBuV/m) = SA Reading (dBuV/m) + Factor* (dB)
*Factor includes antenna factor , cable loss and amplifier gain
Note 2: Margin (dB) = Emission level (dBuV/m) – Limit (dBuV/m).

Modulation	11a	Test Freq. (MHz)	5500
Polarization	Horizontal		

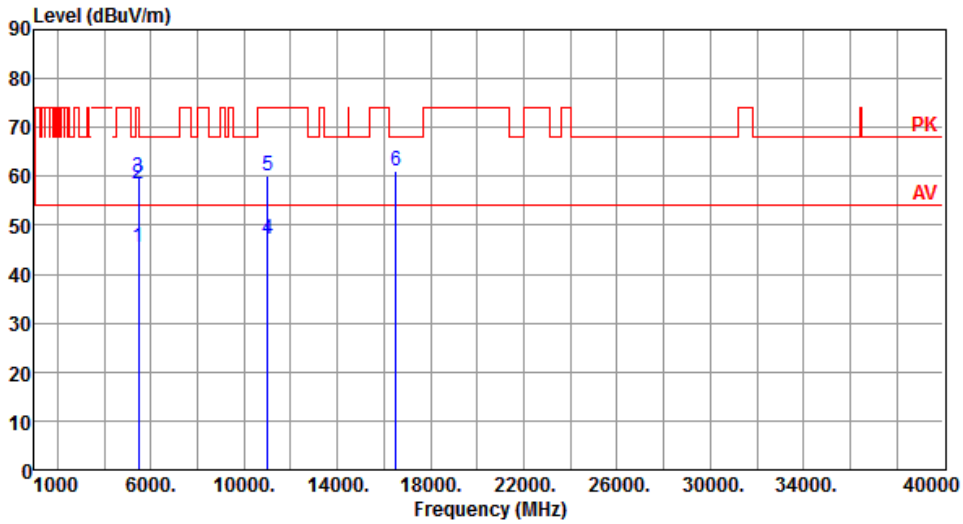

	Freq. MHz	Emission level dBuV/m	Limit dBuV/m	Margin dB	SA reading dBuV	Factor dB	Remark	ANT High cm	Turn Table deg
1	5460.00	45.41	54.00	-8.59	40.96	4.45	Average	192	116
2	5460.00	58.48	74.00	-15.52	54.03	4.45	Peak	192	116
3	5470.00	59.87	68.20	-8.33	55.37	4.50	Peak	192	116
4	11000.00	47.10	54.00	-6.90	32.22	14.88	Average	100	40
5	11000.00	60.12	74.00	-13.88	45.24	14.88	Peak	100	40
6	16500.00	61.22	68.20	-6.98	45.03	16.19	Peak	100	55

Note 1: Emission Level (dBuV/m) = SA Reading (dBuV/m) + Factor* (dB)
*Factor includes antenna factor , cable loss and amplifier gain
Note 2: Margin (dB) = Emission level (dBuV/m) – Limit (dBuV/m).

Modulation	11a	Test Freq. (MHz)	5500
Polarization	Vertical		

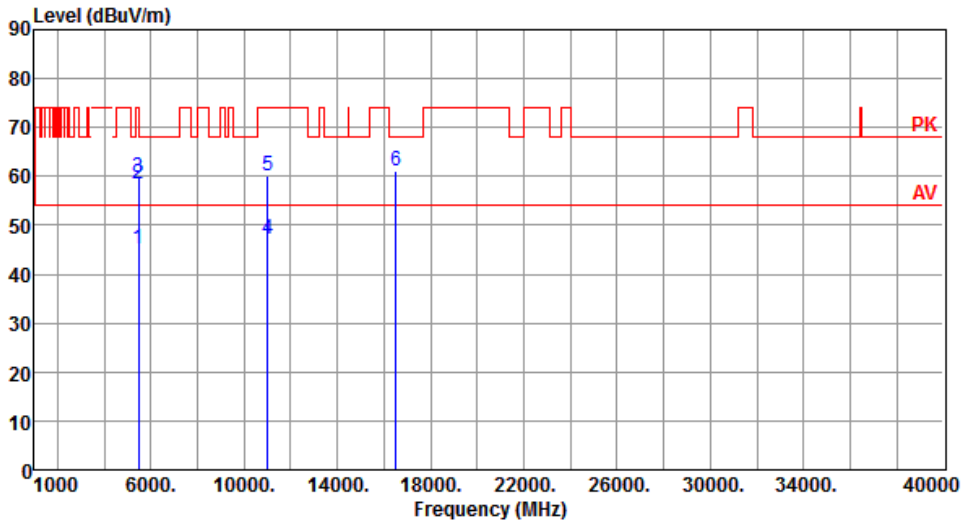

	Freq. MHz	Emission level dBuV/m	Limit dBuV/m	Margin dB	SA reading dBuV	Factor dB	Remark	ANT High cm	Turn Table deg
1	5460.00	45.33	54.00	-8.67	40.88	4.45	Average	195	165
2	5460.00	58.44	74.00	-15.56	53.99	4.45	Peak	195	165
3	5470.00	59.76	68.20	-8.44	55.26	4.50	Peak	195	165
4	11000.00	47.24	54.00	-6.76	32.36	14.88	Average	100	77
5	11000.00	60.25	74.00	-13.75	45.37	14.88	Peak	100	77
6	16500.00	61.11	68.20	-7.09	44.92	16.19	Peak	100	13

Note 1: Emission Level (dBuV/m) = SA Reading (dBuV/m) + Factor* (dB)
*Factor includes antenna factor , cable loss and amplifier gain
Note 2: Margin (dB) = Emission level (dBuV/m) – Limit (dBuV/m).

Modulation	11a	Test Freq. (MHz)	5580
Polarization	Horizontal		

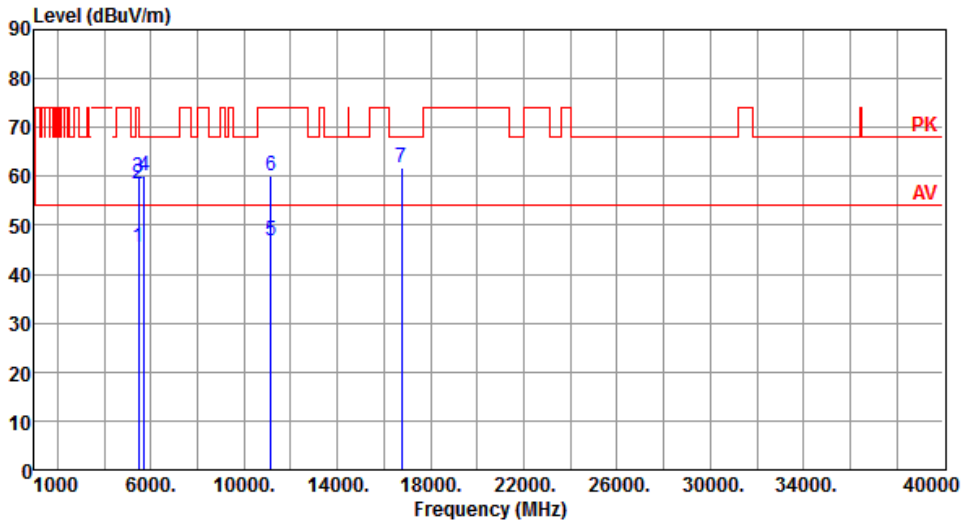

	Freq. MHz	Emission level dBuV/m	Limit dBuV/m	Margin dB	SA reading dBuV	Factor dB	Remark	ANT High cm	Turn Table deg
1	5460.00	45.51	54.00	-8.49	41.06	4.45	Average	199	117
2	5460.00	58.56	74.00	-15.44	54.11	4.45	Peak	199	117
3	5470.00	59.90	68.20	-8.30	55.40	4.50	Peak	199	117
4	5725.00	60.19	68.20	-8.01	55.34	4.85	Peak	199	117
5	11160.00	46.75	54.00	-7.25	32.37	14.38	Average	100	50
6	11160.00	59.95	74.00	-14.05	45.57	14.38	Peak	100	50
7	16740.00	61.69	68.20	-6.51	44.22	17.47	Peak	100	30

Note 1: Emission Level (dBuV/m) = SA Reading (dBuV/m) + Factor* (dB)
*Factor includes antenna factor , cable loss and amplifier gain
Note 2: Margin (dB) = Emission level (dBuV/m) – Limit (dBuV/m).

Modulation	11a	Test Freq. (MHz)	5580
Polarization	Vertical		

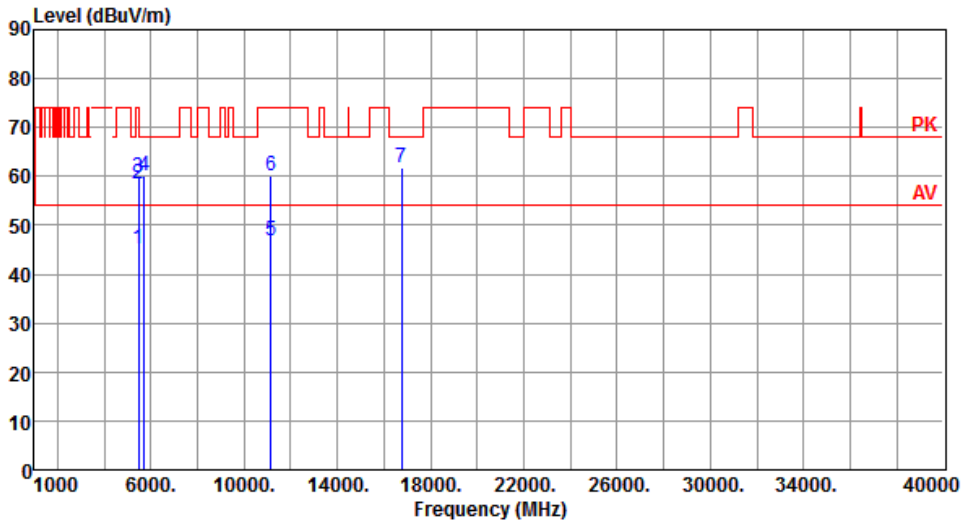

	Freq. MHz	Emission level dBuV/m	Limit dBuV/m	Margin dB	SA reading dBuV	Factor dB	Remark	ANT High cm	Turn Table deg
1	5460.00	45.32	54.00	-8.68	40.87	4.45	Average	191	166
2	5460.00	58.45	74.00	-15.55	54.00	4.45	Peak	191	166
3	5470.00	59.81	68.20	-8.39	55.31	4.50	Peak	191	166
4	5725.00	60.12	68.20	-8.08	55.27	4.85	Peak	191	166
5	11160.00	46.84	54.00	-7.16	32.46	14.38	Average	100	40
6	11160.00	60.12	74.00	-13.88	45.74	14.38	Peak	100	40
7	16740.00	61.81	68.20	-6.39	44.34	17.47	Peak	100	20

Note 1: Emission Level (dBuV/m) = SA Reading (dBuV/m) + Factor* (dB)
*Factor includes antenna factor , cable loss and amplifier gain
Note 2: Margin (dB) = Emission level (dBuV/m) – Limit (dBuV/m).

Modulation	11a	Test Freq. (MHz)	5700
Polarization	Horizontal		

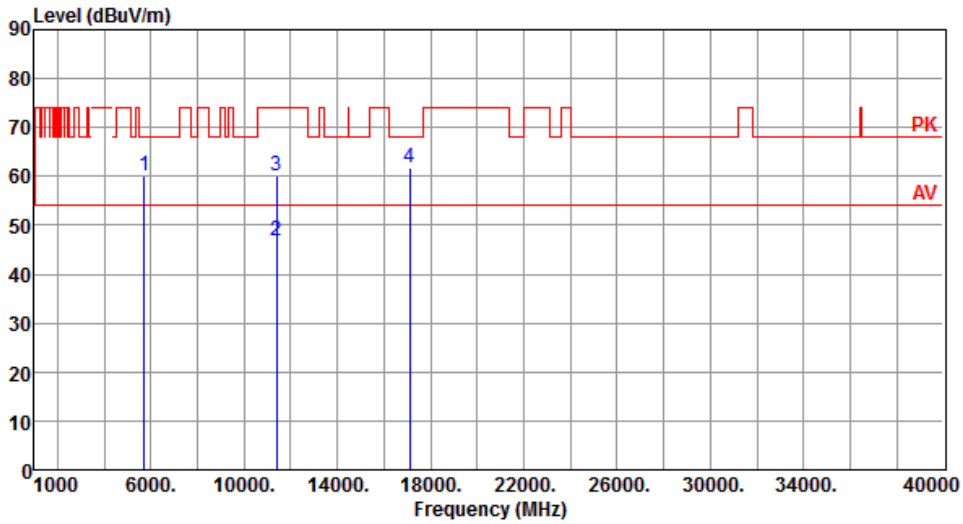

	Freq. MHz	Emission level dBuV/m	Limit dBuV/m	Margin dB	SA reading dBuV	Factor dB	Remark	ANT High cm	Turn Table deg
1	5725.00	59.97	68.20	-8.23	55.12	4.85	Peak	195	113
2	11400.00	46.90	54.00	-7.10	32.22	14.68	Average	100	70
3	11400.00	59.98	74.00	-14.02	45.30	14.68	Peak	100	70
4	17100.00	61.88	68.20	-6.32	44.20	17.68	Peak	100	50

Note 1: Emission Level (dBuV/m) = SA Reading (dBuV/m) + Factor* (dB)
*Factor includes antenna factor , cable loss and amplifier gain
Note 2: Margin (dB) = Emission level (dBuV/m) – Limit (dBuV/m).

Modulation	11a	Test Freq. (MHz)	5700
Polarization	Vertical		

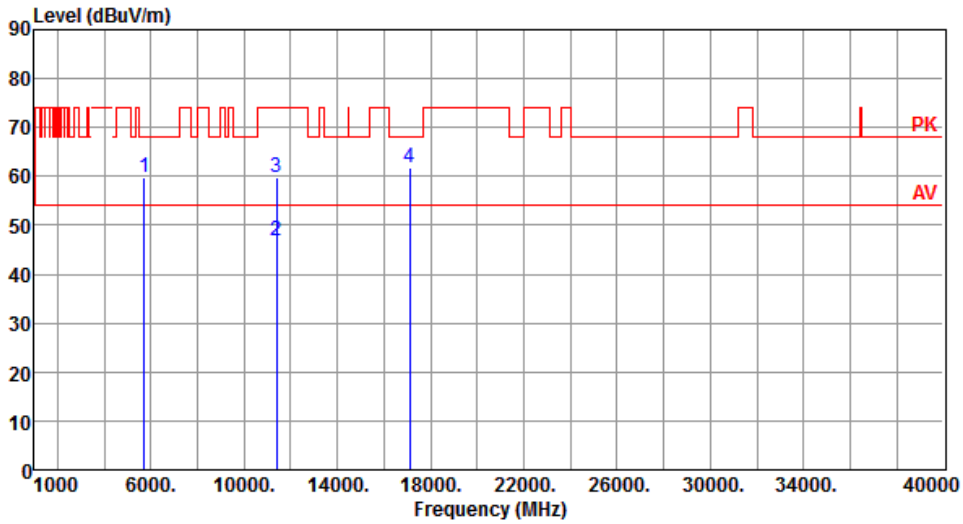

	Freq. MHz	Emission level dBuV/m	Limit dBuV/m	Margin dB	SA reading dBuV	Factor dB	Remark	ANT High cm	Turn Table deg
1	5725.00	59.86	68.20	-8.34	55.01	4.85	Peak	195	161
2	11400.00	46.82	54.00	-7.18	32.14	14.68	Average	100	93
3	11400.00	59.85	74.00	-14.15	45.17	14.68	Peak	100	93
4	17100.00	61.64	68.20	-6.56	43.96	17.68	Peak	100	59

Note 1: Emission Level (dBuV/m) = SA Reading (dBuV/m) + Factor* (dB)
*Factor includes antenna factor , cable loss and amplifier gain
Note 2: Margin (dB) = Emission level (dBuV/m) – Limit (dBuV/m).

Modulation	11a	Test Freq. (MHz)	5720
Polarization	Horizontal		

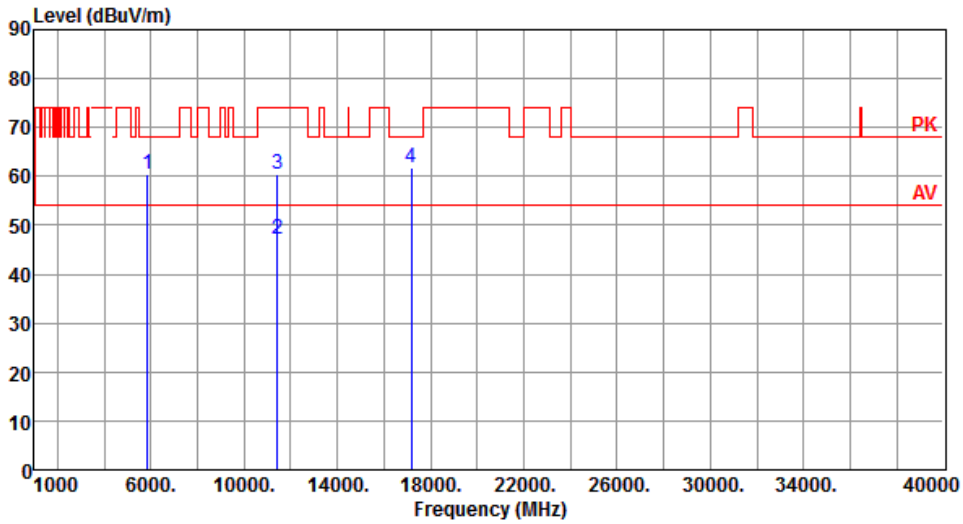

	Freq. MHz	Emission level dBuV/m	Limit dBuV/m	Margin dB	SA reading dBuV	Factor dB	Remark	ANT High cm	Turn Table deg
1	5850.00	60.38	68.20	-7.82	54.93	5.45	Peak	195	118
2	11440.00	47.05	54.00	-6.95	32.39	14.66	Average	100	40
3	11440.00	60.28	74.00	-13.72	45.62	14.66	Peak	100	40
4	17160.00	61.89	68.20	-6.31	44.24	17.65	Peak	100	90

Note 1: Emission Level (dBuV/m) = SA Reading (dBuV/m) + Factor* (dB)
*Factor includes antenna factor , cable loss and amplifier gain
Note 2: Margin (dB) = Emission level (dBuV/m) – Limit (dBuV/m).

Modulation	11a	Test Freq. (MHz)	5720
Polarization	Vertical		

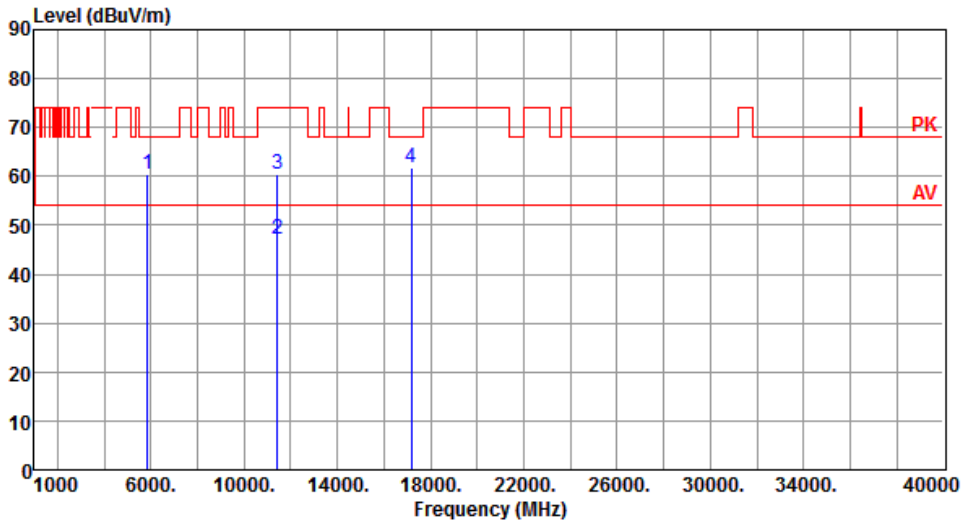

	Freq. MHz	Emission level dBuV/m	Limit dBuV/m	Margin dB	SA reading dBuV	Factor dB	Remark	ANT High cm	Turn Table deg
1	5850.00	60.29	68.20	-7.91	54.84	5.45	Peak	191	166
2	11440.00	47.19	54.00	-6.81	32.53	14.66	Average	100	48
3	11440.00	60.35	74.00	-13.65	45.69	14.66	Peak	100	48
4	17160.00	61.72	68.20	-6.48	44.07	17.65	Peak	100	54

Note 1: Emission Level (dBuV/m) = SA Reading (dBuV/m) + Factor* (dB)
*Factor includes antenna factor , cable loss and amplifier gain
Note 2: Margin (dB) = Emission level (dBuV/m) – Limit (dBuV/m).

3.5.6 Transmitter Radiated Unwanted Emissions (Above 1GHz) for HT20

Modulation	HT20	**Test Freq. (MHz)**	5180
Polarization	Horizontal		

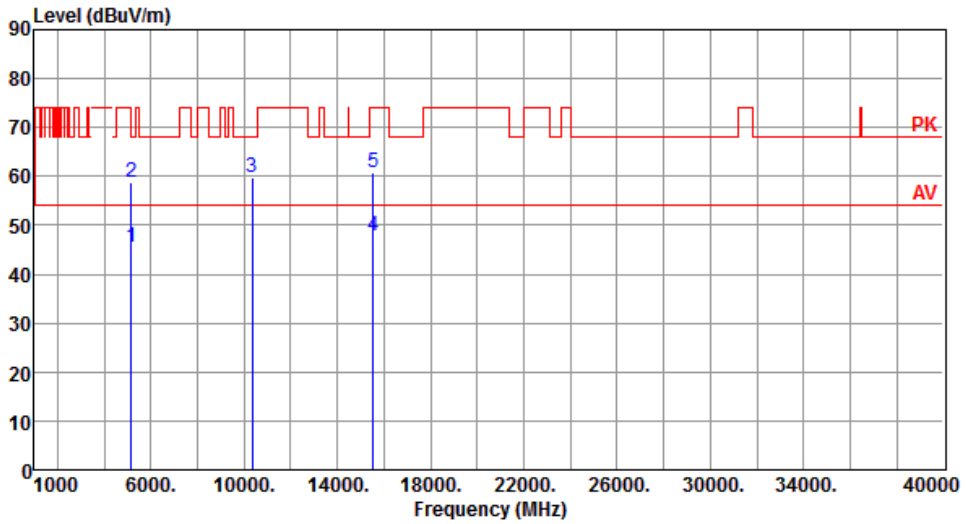

	Freq. MHz	Emission level dBuV/m	Limit dBuV/m	Margin dB	SA reading dBuV	Factor dB	Remark	ANT High cm	Turn Table deg
1	5150.00	45.43	54.00	-8.57	40.79	4.64	Average	233	120
2	5150.00	58.76	74.00	-15.24	54.12	4.64	Peak	233	120
3	10360.00	59.63	68.20	-8.57	45.44	14.19	Peak	100	90
4	15540.00	47.72	54.00	-6.28	32.81	14.91	Average	100	70
5	15540.00	60.62	74.00	-13.38	45.71	14.91	Peak	100	70

Note 1: Emission Level (dBuV/m) = SA Reading (dBuV/m) + Factor* (dB)
*Factor includes antenna factor , cable loss and amplifier gain
Note 2: Margin (dB) = Emission level (dBuV/m) – Limit (dBuV/m).

Modulation	HT20	Test Freq. (MHz)	5180
Polarization	Vertical		

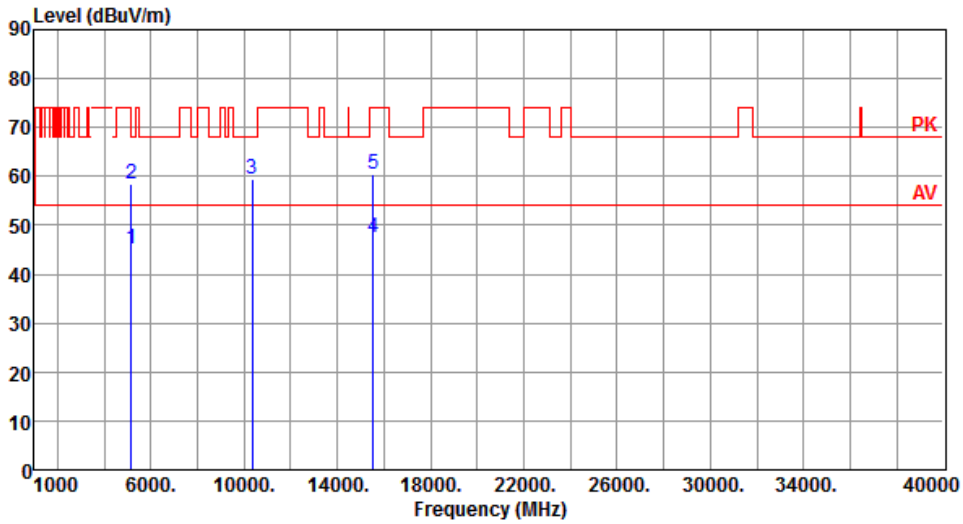

	Freq. MHz	Emission level dBuV/m	Limit dBuV/m	Margin dB	SA reading dBuV	Factor dB	Remark	ANT High cm	Turn Table deg
1	5150.00	45.31	54.00	-8.69	40.67	4.64	Average	110	162
2	5150.00	58.52	74.00	-15.48	53.88	4.64	Peak	110	162
3	10360.00	59.45	68.20	-8.75	45.26	14.19	Peak	100	58
4	15540.00	47.65	54.00	-6.35	32.74	14.91	Average	100	88
5	15540.00	60.44	74.00	-13.56	45.53	14.91	Peak	100	88

Note 1: Emission Level (dBuV/m) = SA Reading (dBuV/m) + Factor* (dB)
*Factor includes antenna factor , cable loss and amplifier gain
Note 2: Margin (dB) = Emission level (dBuV/m) – Limit (dBuV/m).

Modulation	HT20	Test Freq. (MHz)	5200
Polarization	Horizontal		

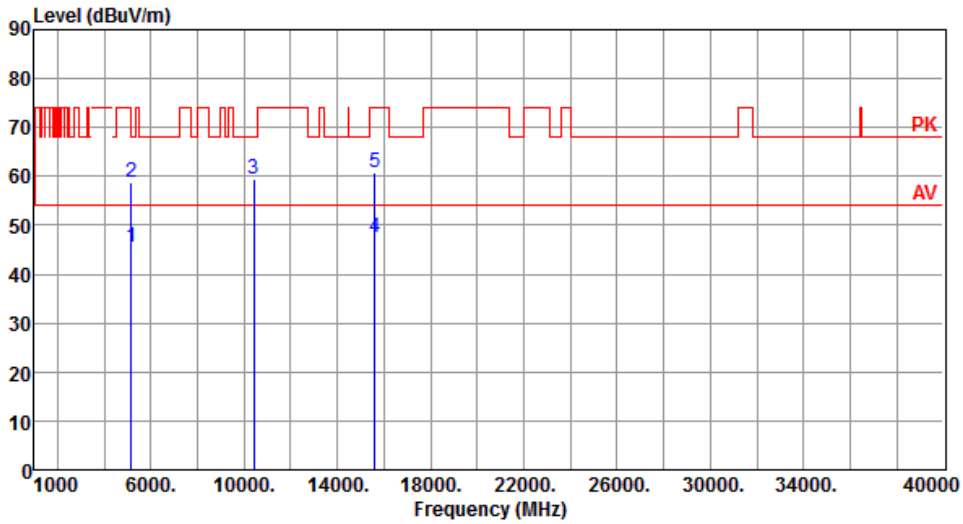

	Freq. MHz	Emission level dBuV/m	Limit dBuV/m	Margin dB	SA reading dBuV	Factor dB	Remark	ANT High cm	Turn Table deg
1	5150.00	45.44	54.00	-8.56	40.80	4.64	Average	234	115
2	5150.00	58.76	74.00	-15.24	54.12	4.64	Peak	234	115
3	10400.00	59.44	68.20	-8.76	45.14	14.30	Peak	100	80
4	15600.00	47.59	54.00	-6.41	32.95	14.64	Average	100	70
5	15600.00	60.69	74.00	-13.31	46.05	14.64	Peak	100	70

Note 1: Emission Level (dBuV/m) = SA Reading (dBuV/m) + Factor* (dB)
*Factor includes antenna factor , cable loss and amplifier gain
Note 2: Margin (dB) = Emission level (dBuV/m) – Limit (dBuV/m).

Modulation	HT20	Test Freq. (MHz)	5200
Polarization	Vertical		

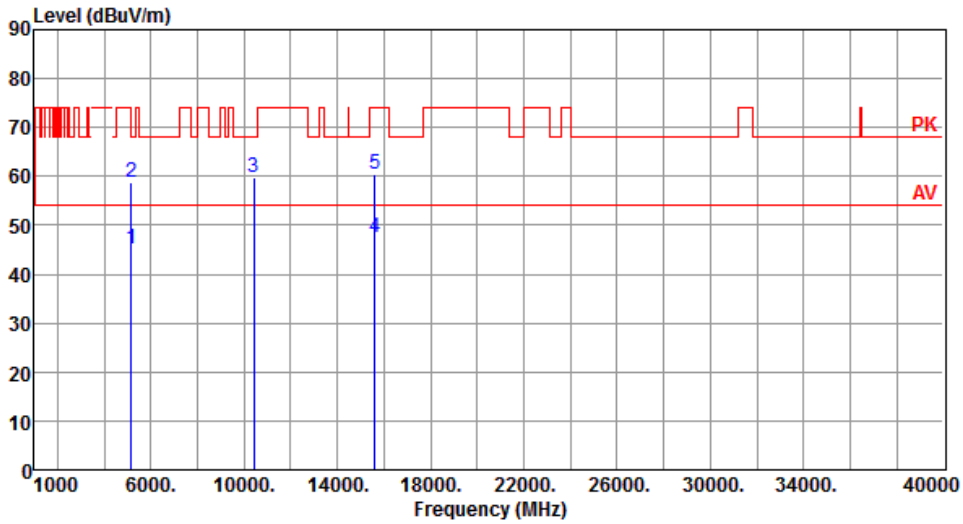

	Freq. MHz	Emission level dBuV/m	Limit dBuV/m	Margin dB	SA reading dBuV	Factor dB	Remark	ANT High cm	Turn Table deg
1	5150.00	45.29	54.00	-8.71	40.65	4.64	Average	100	166
2	5150.00	58.65	74.00	-15.35	54.01	4.64	Peak	100	166
3	10400.00	59.65	68.20	-8.55	45.35	14.30	Peak	100	93
4	15600.00	47.42	54.00	-6.58	32.78	14.64	Average	100	25
5	15600.00	60.58	74.00	-13.42	45.94	14.64	Peak	100	25

Note 1: Emission Level (dBuV/m) = SA Reading (dBuV/m) + Factor* (dB)
*Factor includes antenna factor , cable loss and amplifier gain
Note 2: Margin (dB) = Emission level (dBuV/m) – Limit (dBuV/m).

Modulation	HT20	Test Freq. (MHz)	5240
Polarization	Horizontal		

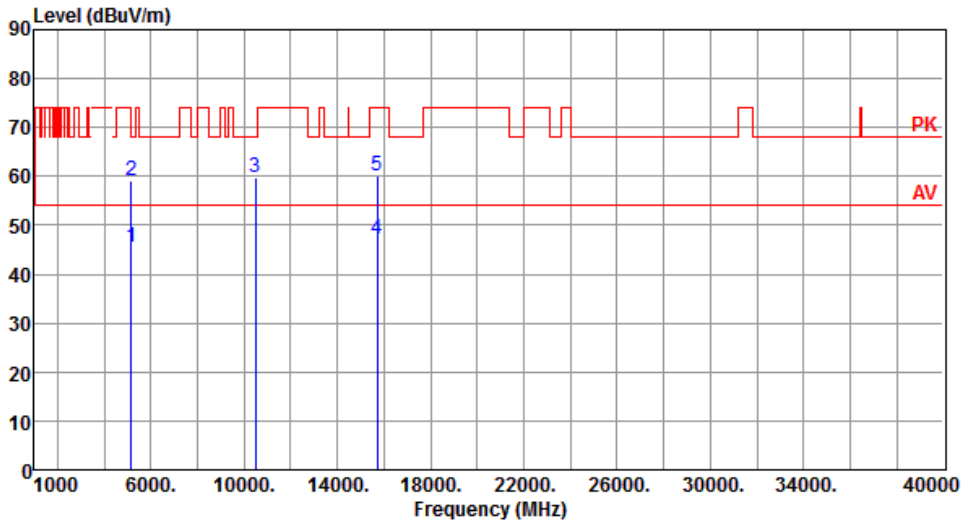

	Freq. MHz	Emission level dBuV/m	Limit dBuV/m	Margin dB	SA reading dBuV	Factor dB	Remark	ANT High cm	Turn Table deg
1	5150.00	45.56	54.00	-8.44	40.92	4.64	Average	232	116
2	5150.00	59.00	74.00	-15.00	54.36	4.64	Peak	232	116
3	10480.00	59.77	68.20	-8.43	45.31	14.46	Peak	100	40
4	15720.00	47.14	54.00	-6.86	32.93	14.21	Average	100	30
5	15720.00	60.14	74.00	-13.86	45.93	14.21	Peak	100	30

Note 1: Emission Level (dBuV/m) = SA Reading (dBuV/m) + Factor* (dB)
*Factor includes antenna factor , cable loss and amplifier gain
Note 2: Margin (dB) = Emission level (dBuV/m) – Limit (dBuV/m).

Modulation	HT20	Test Freq. (MHz)	5240
Polarization	Vertical		

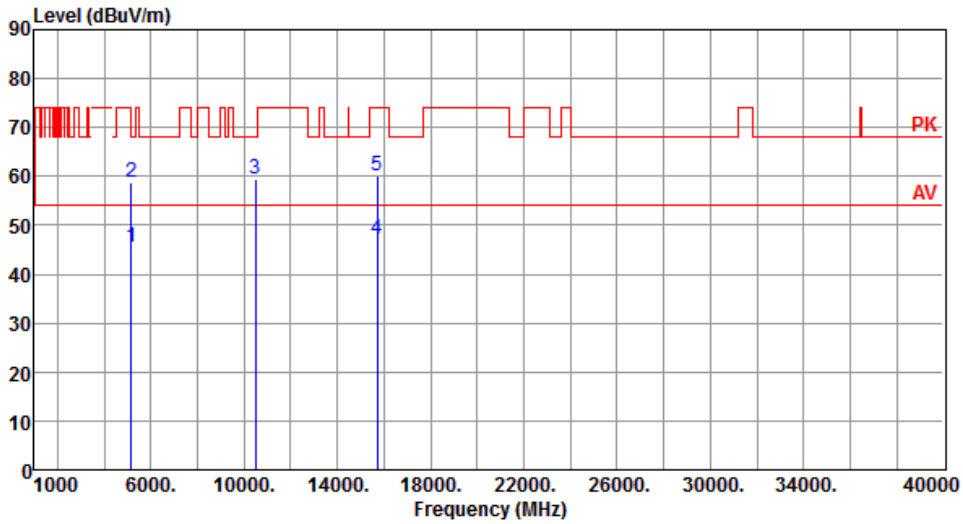

	Freq. MHz	Emission level dBuV/m	Limit dBuV/m	Margin dB	SA reading dBuV	Factor dB	Remark	ANT High cm	Turn Table deg
1	5150.00	45.39	54.00	-8.61	40.75	4.64	Average	110	168
2	5150.00	58.81	74.00	-15.19	54.17	4.64	Peak	110	168
3	10480.00	59.58	68.20	-8.62	45.12	14.46	Peak	100	41
4	15720.00	47.04	54.00	-6.96	32.83	14.21	Average	100	35
5	15720.00	60.05	74.00	-13.95	45.84	14.21	Peak	100	35

Note 1: Emission Level (dBuV/m) = SA Reading (dBuV/m) + Factor* (dB)
*Factor includes antenna factor , cable loss and amplifier gain
Note 2: Margin (dB) = Emission level (dBuV/m) – Limit (dBuV/m).

Modulation	HT20	Test Freq. (MHz)	5260
Polarization	Horizontal		

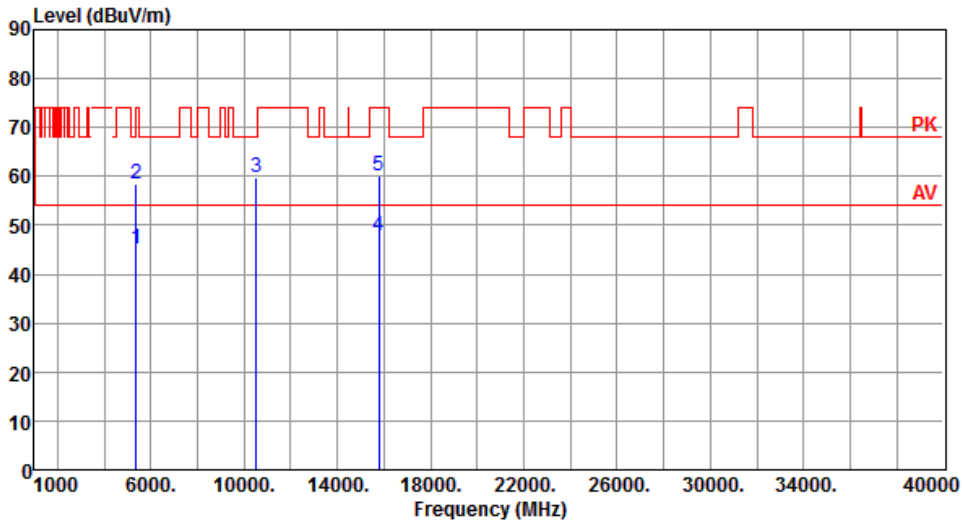

	Freq. MHz	Emission level dBuV/m	Limit dBuV/m	Margin dB	SA reading dBuV	Factor dB	Remark	ANT High cm	Turn Table deg
1	5350.00	45.14	54.00	-8.86	41.20	3.94	Average	235	117
2	5350.00	58.53	74.00	-15.47	54.59	3.94	Peak	235	117
3	10520.00	59.88	68.20	-8.32	45.42	14.46	Peak	100	30
4	15780.00	47.83	54.00	-6.17	33.65	14.18	Average	100	40
5	15780.00	60.00	74.00	-14.00	45.82	14.18	Peak	100	40

Note 1: Emission Level (dBuV/m) = SA Reading (dBuV/m) + Factor* (dB)
*Factor includes antenna factor , cable loss and amplifier gain
Note 2: Margin (dB) = Emission level (dBuV/m) – Limit (dBuV/m).

Modulation	HT20	Test Freq. (MHz)	5260
Polarization	Vertical		

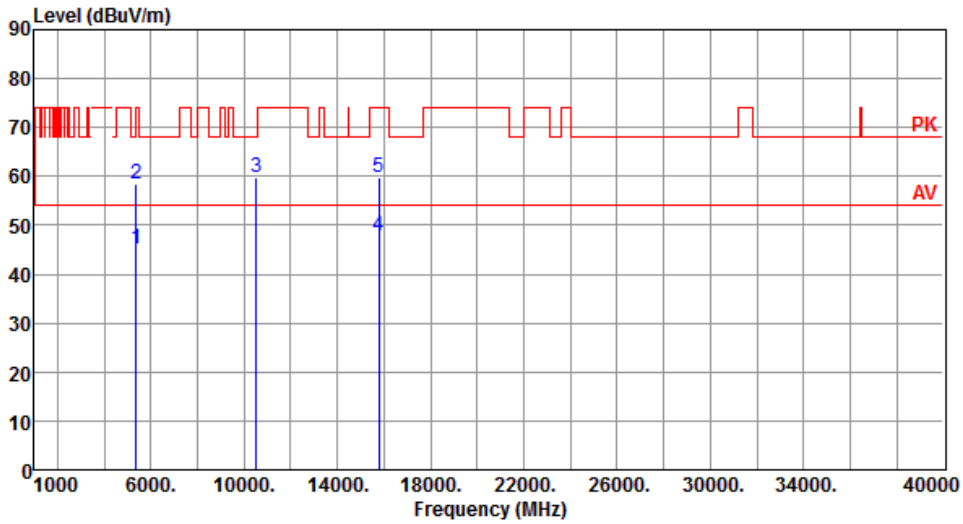

	Freq. MHz	Emission level dBuV/m	Limit dBuV/m	Margin dB	SA reading dBuV	Factor dB	Remark	ANT High cm	Turn Table deg
1	5350.00	45.02	54.00	-8.98	41.08	3.94	Average	110	161
2	5350.00	58.41	74.00	-15.59	54.47	3.94	Peak	110	161
3	10520.00	59.74	68.20	-8.46	45.28	14.46	Peak	100	56
4	15780.00	47.79	54.00	-6.21	33.61	14.18	Average	100	91
5	15780.00	59.94	74.00	-14.06	45.76	14.18	Peak	100	91

Note 1: Emission Level (dBuV/m) = SA Reading (dBuV/m) + Factor* (dB)
*Factor includes antenna factor , cable loss and amplifier gain
Note 2: Margin (dB) = Emission level (dBuV/m) – Limit (dBuV/m).

Modulation	HT20	Test Freq. (MHz)	5300
Polarization	Horizontal		

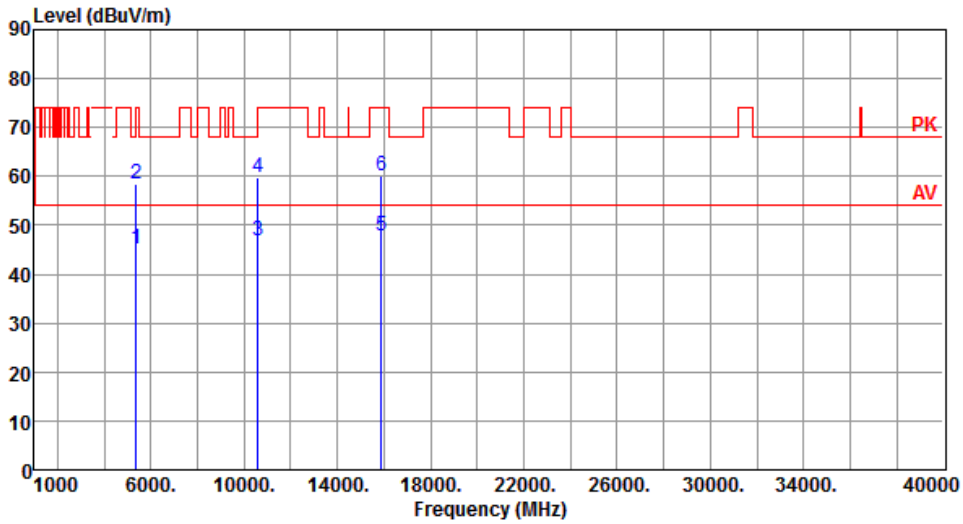

	Freq. MHz	Emission level dBuV/m	Limit dBuV/m	Margin dB	SA reading dBuV	Factor dB	Remark	ANT High cm	Turn Table deg
1	5350.00	45.13	54.00	-8.87	41.19	3.94	Average	234	118
2	5350.00	58.32	74.00	-15.68	54.38	3.94	Peak	234	118
3	10600.00	46.93	54.00	-7.07	32.65	14.28	Average	100	50
4	10600.00	59.91	74.00	-14.09	45.63	14.28	Peak	100	50
5	15900.00	47.75	54.00	-6.25	33.50	14.25	Average	100	20
6	15900.00	60.17	74.00	-13.83	45.92	14.25	Peak	100	20

Note 1: Emission Level (dBuV/m) = SA Reading (dBuV/m) + Factor* (dB)
*Factor includes antenna factor , cable loss and amplifier gain
Note 2: Margin (dB) = Emission level (dBuV/m) – Limit (dBuV/m).

Modulation	HT20	Test Freq. (MHz)	5300
Polarization	Vertical		

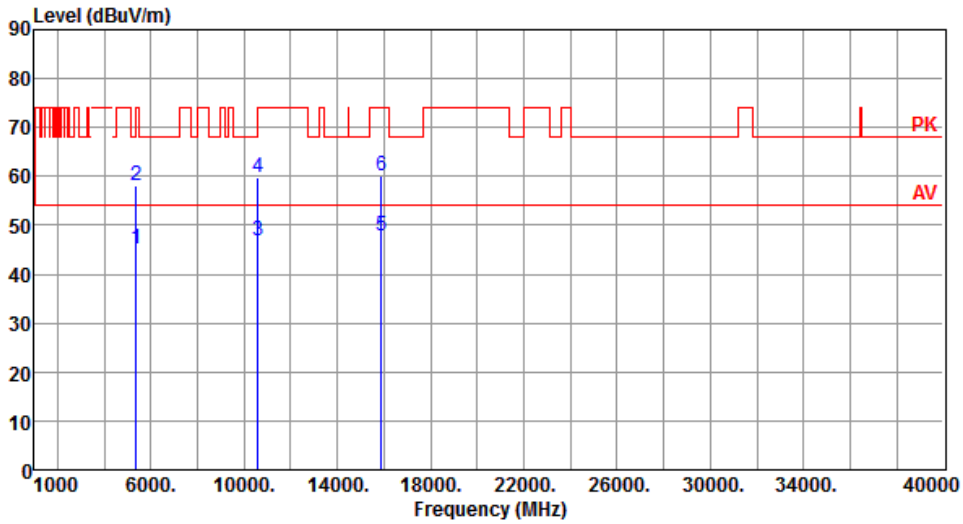

	Freq. MHz	Emission level dBuV/m	Limit dBuV/m	Margin dB	SA reading dBuV	Factor dB	Remark	ANT High cm	Turn Table deg
1	5350.00	45.06	54.00	-8.94	41.12	3.94	Average	106	162
2	5350.00	58.24	74.00	-15.76	54.30	3.94	Peak	106	162
3	10600.00	46.81	54.00	-7.19	32.53	14.28	Average	100	49
4	10600.00	59.84	74.00	-14.16	45.56	14.28	Peak	100	49
5	15900.00	47.66	54.00	-6.34	33.41	14.25	Average	100	89
6	15900.00	60.16	74.00	-13.84	45.91	14.25	Peak	100	89

Note 1: Emission Level (dBuV/m) = SA Reading (dBuV/m) + Factor* (dB)
*Factor includes antenna factor , cable loss and amplifier gain
Note 2: Margin (dB) = Emission level (dBuV/m) – Limit (dBuV/m).

Modulation	HT20	Test Freq. (MHz)	5320
Polarization	Horizontal		

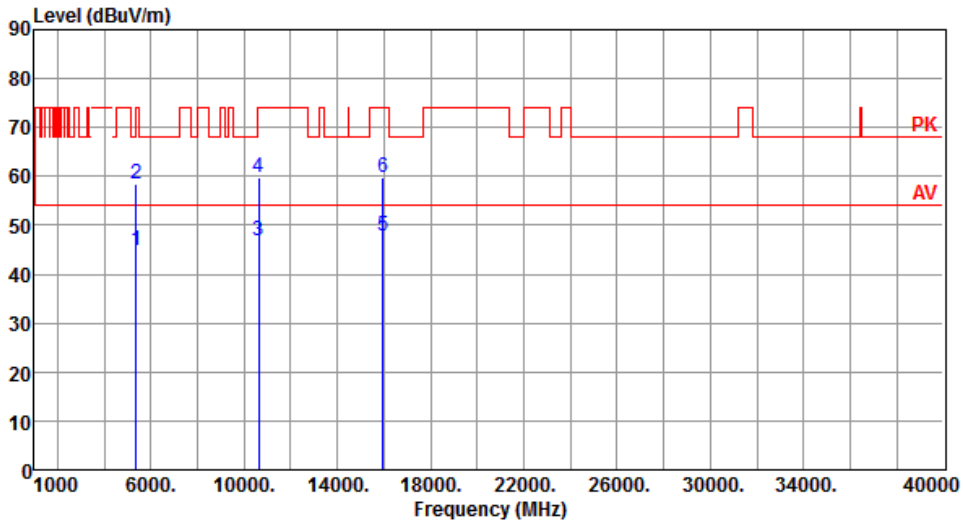

	Freq. MHz	Emission level dBuV/m	Limit dBuV/m	Margin dB	SA reading dBuV	Factor dB	Remark	ANT High cm	Turn Table deg
1	5350.00	45.00	54.00	-9.00	41.06	3.94	Average	243	111
2	5350.00	58.40	74.00	-15.60	54.46	3.94	Peak	243	111
3	10640.00	46.83	54.00	-7.17	32.45	14.38	Average	100	40
4	10640.00	59.62	74.00	-14.38	45.24	14.38	Peak	100	40
5	15960.00	47.71	54.00	-6.29	33.49	14.22	Average	100	30
6	15960.00	59.81	74.00	-14.19	45.59	14.22	Peak	100	30

Note 1: Emission Level (dBuV/m) = SA Reading (dBuV/m) + Factor* (dB)
*Factor includes antenna factor , cable loss and amplifier gain
Note 2: Margin (dB) = Emission level (dBuV/m) – Limit (dBuV/m).

Modulation	HT20	Test Freq. (MHz)	5320
Polarization	Vertical		

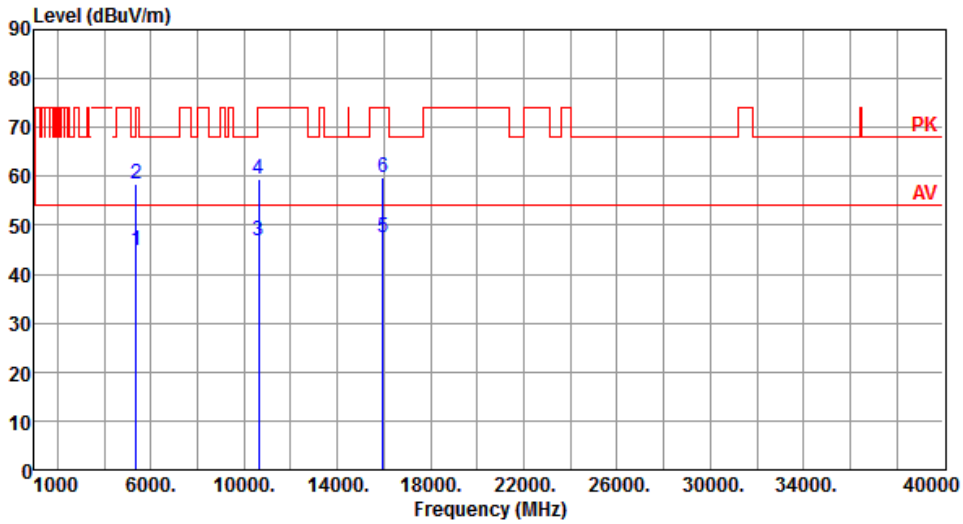

	Freq. MHz	Emission level dBuV/m	Limit dBuV/m	Margin dB	SA reading dBuV	Factor dB	Remark	ANT High cm	Turn Table deg
1	5350.00	44.92	54.00	-9.08	40.98	3.94	Average	100	166
2	5350.00	58.29	74.00	-15.71	54.35	3.94	Peak	100	166
3	10640.00	46.69	54.00	-7.31	32.31	14.38	Average	100	51
4	10640.00	59.57	74.00	-14.43	45.19	14.38	Peak	100	51
5	15960.00	47.58	54.00	-6.42	33.36	14.22	Average	100	39
6	15960.00	59.76	74.00	-14.24	45.54	14.22	Peak	100	39

Note 1: Emission Level (dBuV/m) = SA Reading (dBuV/m) + Factor* (dB)
*Factor includes antenna factor , cable loss and amplifier gain
Note 2: Margin (dB) = Emission level (dBuV/m) – Limit (dBuV/m).

Modulation	HT20	Test Freq. (MHz)	5500
Polarization	Horizontal		

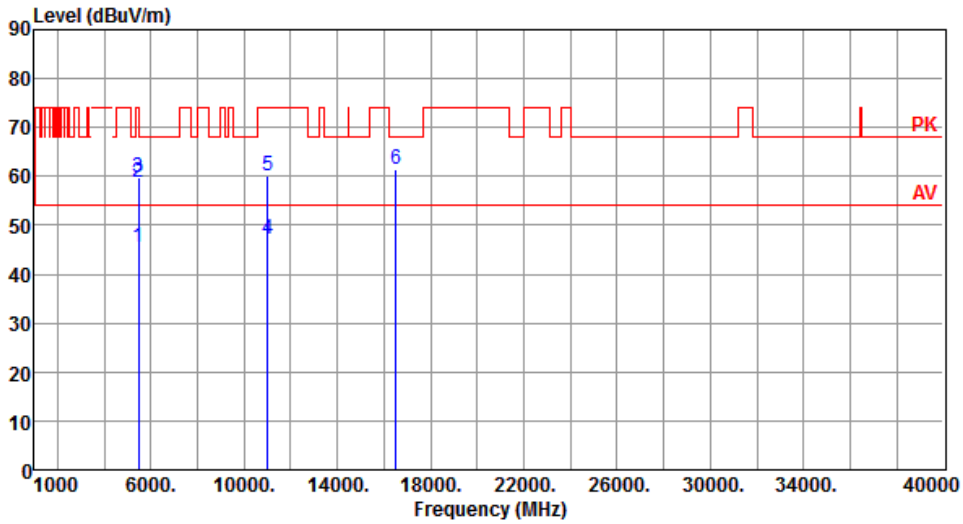

	Freq. MHz	Emission level dBuV/m	Limit dBuV/m	Margin dB	SA reading dBuV	Factor dB	Remark	ANT High cm	Turn Table deg
1	5460.00	45.54	54.00	-8.46	41.09	4.45	Average	186	111
2	5460.00	58.62	74.00	-15.38	54.17	4.45	Peak	186	111
3	5470.00	59.89	68.20	-8.31	55.39	4.50	Peak	186	111
4	11000.00	47.02	54.00	-6.98	32.14	14.88	Average	100	90
5	11000.00	60.18	74.00	-13.82	45.30	14.88	Peak	100	90
6	16500.00	61.32	68.20	-6.88	45.13	16.19	Peak	100	80

Note 1: Emission Level (dBuV/m) = SA Reading (dBuV/m) + Factor* (dB)
*Factor includes antenna factor , cable loss and amplifier gain
Note 2: Margin (dB) = Emission level (dBuV/m) – Limit (dBuV/m).

Modulation	HT20	Test Freq. (MHz)	5500
Polarization	Vertical		

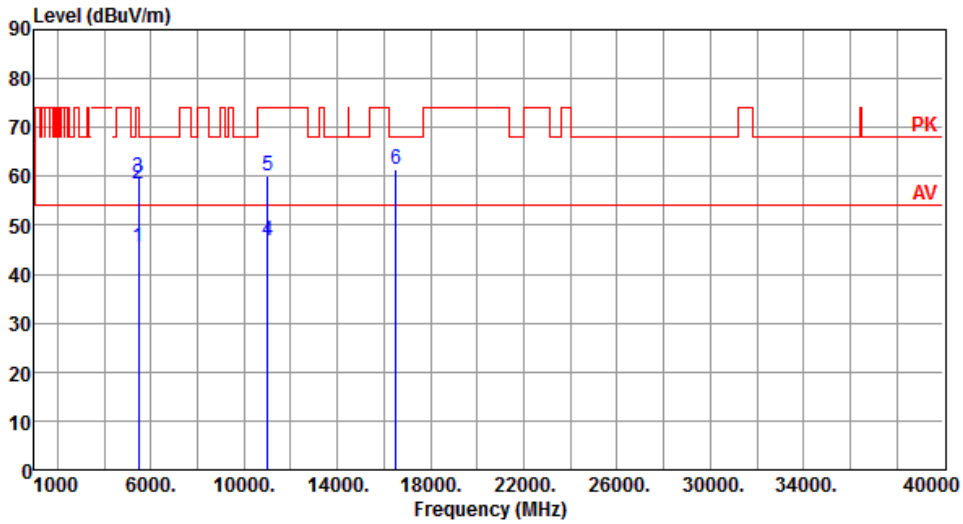

	Freq. MHz	Emission level dBuV/m	Limit dBuV/m	Margin dB	SA reading dBuV	Factor dB	Remark	ANT High cm	Turn Table deg
1	5460.00	45.42	54.00	-8.58	40.97	4.45	Average	191	162
2	5460.00	58.49	74.00	-15.51	54.04	4.45	Peak	191	162
3	5470.00	59.74	68.20	-8.46	55.24	4.50	Peak	191	162
4	11000.00	46.95	54.00	-7.05	32.07	14.88	Average	100	71
5	11000.00	60.12	74.00	-13.88	45.24	14.88	Peak	100	71
6	16500.00	61.28	68.20	-6.92	45.09	16.19	Peak	100	57

Note 1: Emission Level (dBuV/m) = SA Reading (dBuV/m) + Factor* (dB)
*Factor includes antenna factor , cable loss and amplifier gain
Note 2: Margin (dB) = Emission level (dBuV/m) – Limit (dBuV/m).

Modulation	HT20	Test Freq. (MHz)	5580
Polarization	Horizontal		

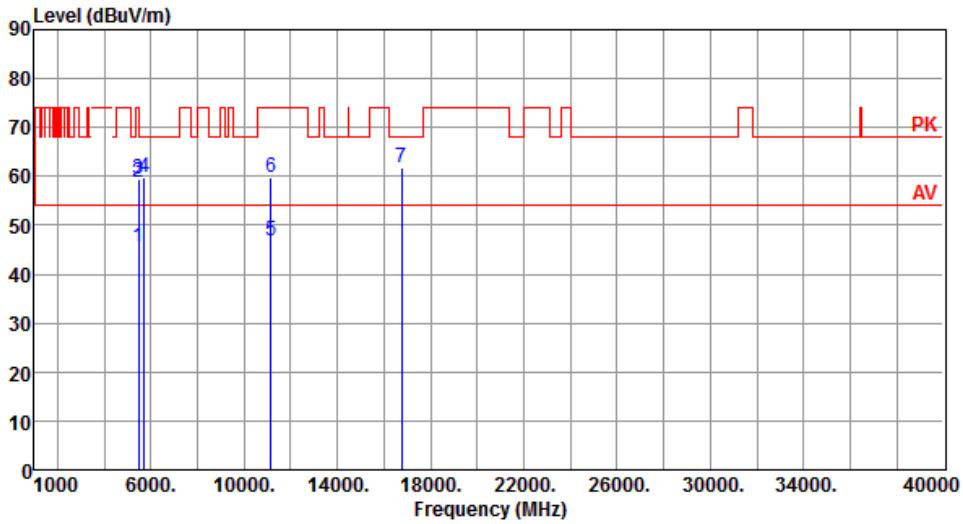

	Freq. MHz	Emission level dBuV/m	Limit dBuV/m	Margin dB	SA reading dBuV	Factor dB	Remark	ANT High cm	Turn Table deg
1	5460.00	45.42	54.00	-8.58	40.97	4.45	Average	199	111
2	5460.00	58.70	74.00	-15.30	54.25	4.45	Peak	199	111
3	5470.00	59.43	68.20	-8.77	54.93	4.50	Peak	199	111
4	5725.00	59.86	68.20	-8.34	55.01	4.85	Peak	199	111
5	11160.00	46.87	54.00	-7.13	32.49	14.38	Average	100	20
6	11160.00	59.86	74.00	-14.14	45.48	14.38	Peak	100	20
7	16740.00	61.73	68.20	-6.47	44.26	17.47	Peak	100	60

Note 1: Emission Level (dBuV/m) = SA Reading (dBuV/m) + Factor* (dB)
*Factor includes antenna factor , cable loss and amplifier gain
Note 2: Margin (dB) = Emission level (dBuV/m) – Limit (dBuV/m).

Modulation	HT20	Test Freq. (MHz)	5580
Polarization	Vertical		

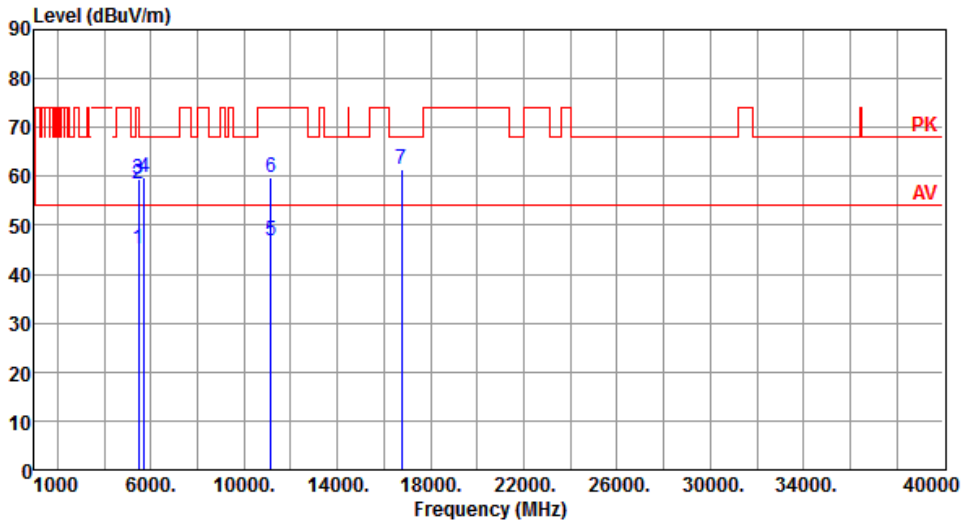

	Freq. MHz	Emission level dBuV/m	Limit dBuV/m	Margin dB	SA reading dBuV	Factor dB	Remark	ANT High cm	Turn Table deg
1	5460.00	45.32	54.00	-8.68	40.87	4.45	Average	192	166
2	5460.00	58.56	74.00	-15.44	54.11	4.45	Peak	192	166
3	5470.00	59.36	68.20	-8.84	54.86	4.50	Peak	192	166
4	5725.00	59.72	68.20	-8.48	54.87	4.85	Peak	192	166
5	11160.00	46.81	54.00	-7.19	32.43	14.38	Average	192	166
6	11160.00	59.77	74.00	-14.23	45.39	14.38	Peak	192	166
7	16740.00	61.45	68.20	-6.75	43.98	17.47	Peak	100	59

Note 1: Emission Level (dBuV/m) = SA Reading (dBuV/m) + Factor* (dB)
*Factor includes antenna factor , cable loss and amplifier gain
Note 2: Margin (dB) = Emission level (dBuV/m) – Limit (dBuV/m).

Modulation	HT20	Test Freq. (MHz)	5700
Polarization	Horizontal		

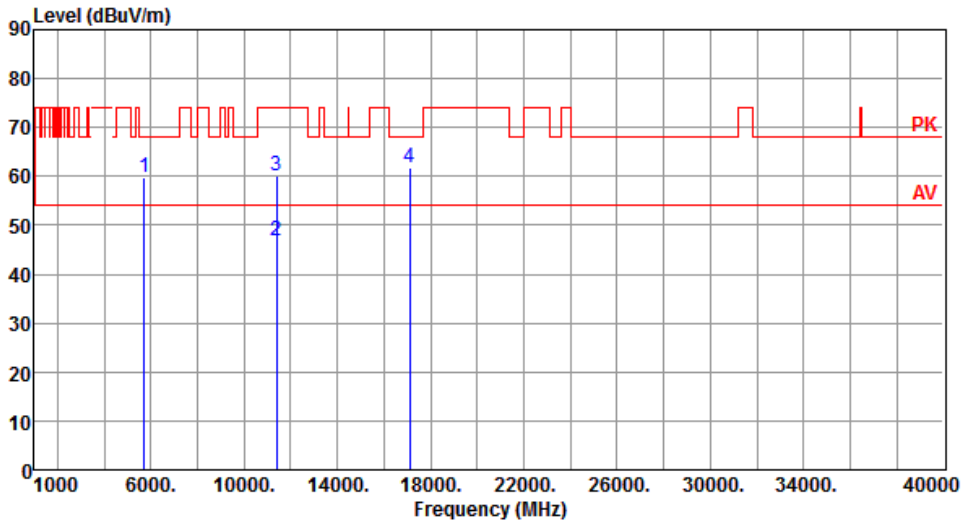

	Freq. MHz	Emission level dBuV/m	Limit dBuV/m	Margin dB	SA reading dBuV	Factor dB	Remark	ANT High cm	Turn Table deg
1	5725.00	59.89	68.20	-8.31	55.04	4.85	Peak	190	112
2	11400.00	46.97	54.00	-7.03	32.29	14.68	Average	100	40
3	11400.00	60.17	74.00	-13.83	45.49	14.68	Peak	100	40
4	17100.00	61.82	68.20	-6.38	44.14	17.68	Peak	100	90

Note 1: Emission Level (dBuV/m) = SA Reading (dBuV/m) + Factor* (dB)
*Factor includes antenna factor , cable loss and amplifier gain
Note 2: Margin (dB) = Emission level (dBuV/m) – Limit (dBuV/m).

Modulation	HT20	Test Freq. (MHz)	5700
Polarization	Vertical		

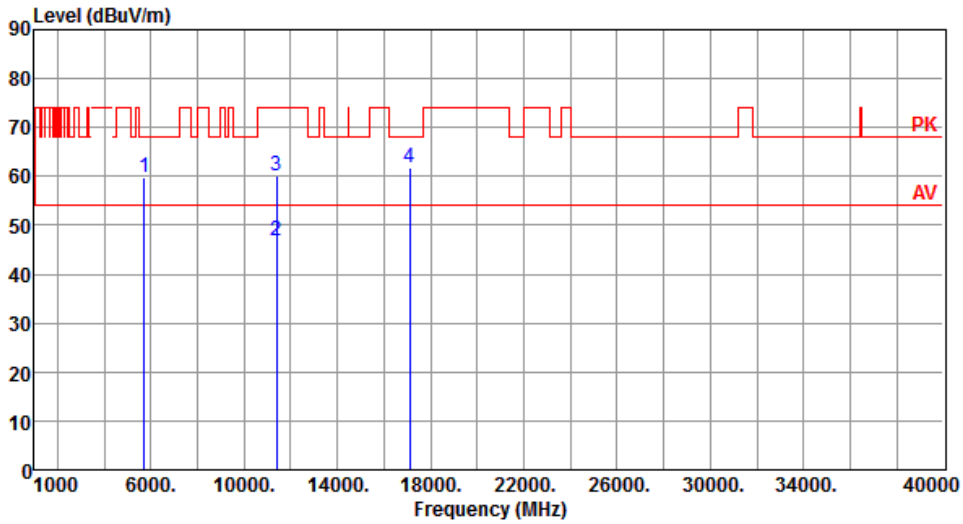

	Freq. MHz	Emission level dBuV/m	Limit dBuV/m	Margin dB	SA reading dBuV	Factor dB	Remark	ANT High cm	Turn Table deg
1	5725.00	59.62	68.20	-8.58	54.77	4.85	Peak	194	162
2	11400.00	46.82	54.00	-7.18	32.14	14.68	Average	100	43
3	11400.00	60.14	74.00	-13.86	45.46	14.68	Peak	100	43
4	17100.00	61.65	68.20	-6.55	43.97	17.68	Peak	100	44

Note 1: Emission Level (dBuV/m) = SA Reading (dBuV/m) + Factor* (dB)
*Factor includes antenna factor , cable loss and amplifier gain
Note 2: Margin (dB) = Emission level (dBuV/m) – Limit (dBuV/m).

Modulation	HT20	Test Freq. (MHz)	5720
Polarization	Horizontal		

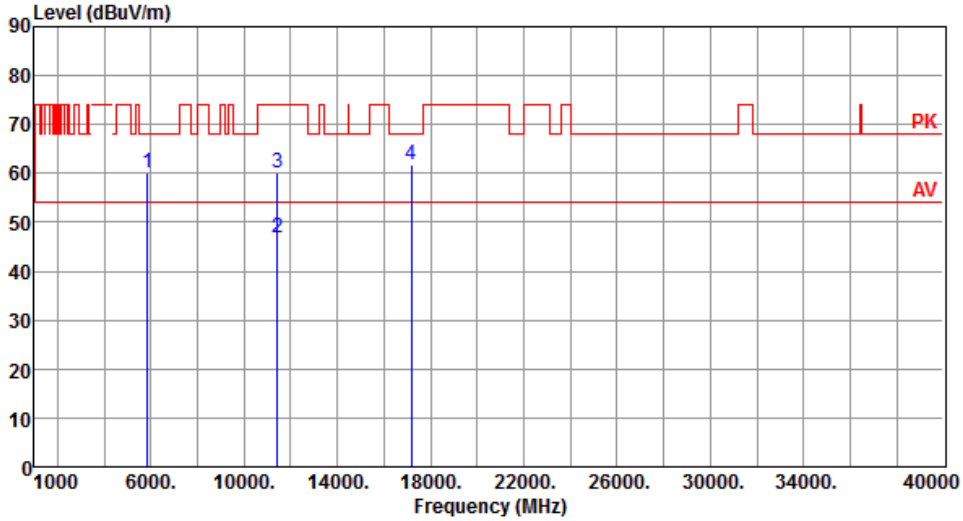

	Freq. MHz	Emission level dBuV/m	Limit dBuV/m	Margin dB	SA reading dBuV	Factor dB	Remark	ANT High cm	Turn Table deg
1	5850.00	60.24	68.20	-7.96	54.79	5.45	Peak	192	118
2	11440.00	46.99	54.00	-7.01	32.33	14.66	Average	100	50
3	11440.00	60.20	74.00	-13.80	45.54	14.66	Peak	100	50
4	17160.00	61.82	68.20	-6.38	44.17	17.65	Peak	100	80

Note 1: Emission Level (dBuV/m) = SA Reading (dBuV/m) + Factor* (dB)
*Factor includes antenna factor , cable loss and amplifier gain
Note 2: Margin (dB) = Emission level (dBuV/m) – Limit (dBuV/m).

Modulation	HT20	Test Freq. (MHz)	5720
Polarization	Vertical		

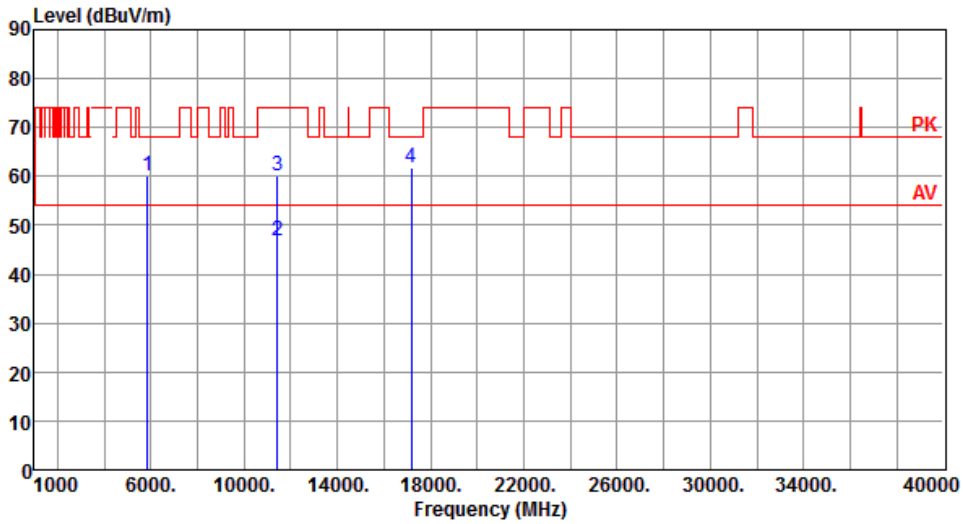

	Freq. MHz	Emission level dBuV/m	Limit dBuV/m	Margin dB	SA reading dBuV	Factor dB	Remark	ANT High cm	Turn Table deg
1	5850.00	60.09	68.20	-8.11	54.64	5.45	Peak	193	164
2	11440.00	46.84	54.00	-7.16	32.18	14.66	Average	100	54
3	11440.00	60.15	74.00	-13.85	45.49	14.66	Peak	100	54
4	17160.00	61.79	68.20	-6.41	44.14	17.65	Peak	100	79

Note 1: Emission Level (dBuV/m) = SA Reading (dBuV/m) + Factor* (dB)
*Factor includes antenna factor , cable loss and amplifier gain
Note 2: Margin (dB) = Emission level (dBuV/m) – Limit (dBuV/m).

3.5.7 Transmitter Radiated Unwanted Emissions (Above 1GHz) for HT40

Modulation	HT40	**Test Freq. (MHz)**	5190
Polarization	Horizontal		

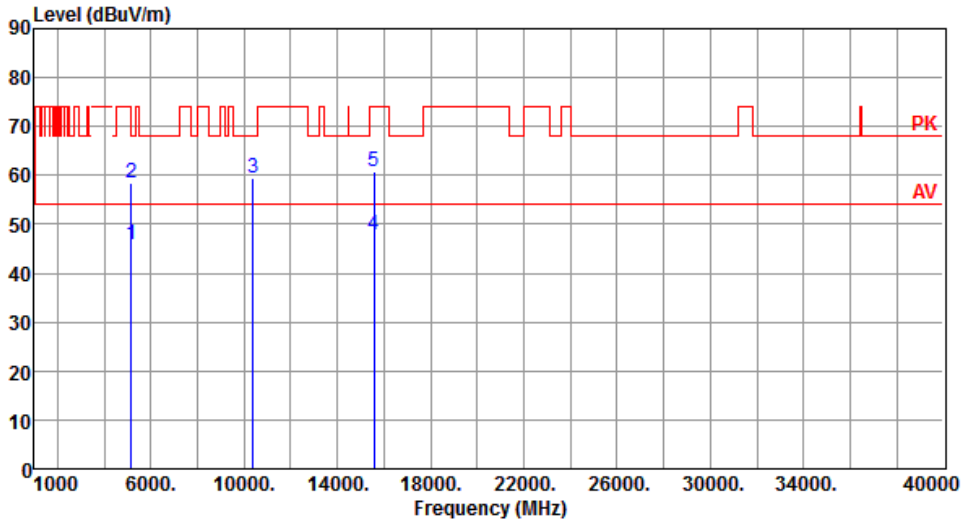

	Freq. MHz	Emission level dBuV/m	Limit dBuV/m	Margin dB	SA reading dBuV	Factor dB	Remark	ANT High cm	Turn Table deg
1	5150.00	45.67	54.00	-8.33	41.03	4.64	Average	222	116
2	5150.00	58.58	74.00	-15.42	53.94	4.64	Peak	222	116
3	10380.00	59.45	68.20	-8.75	45.21	14.24	Peak	100	20
4	15570.00	47.77	54.00	-6.23	32.99	14.78	Average	100	40
5	15570.00	60.67	74.00	-13.33	45.89	14.78	Peak	100	40

Note 1: Emission Level (dBuV/m) = SA Reading (dBuV/m) + Factor* (dB)
*Factor includes antenna factor , cable loss and amplifier gain
Note 2: Margin (dB) = Emission level (dBuV/m) – Limit (dBuV/m).

Modulation	HT40	Test Freq. (MHz)	5190
Polarization	Vertical		

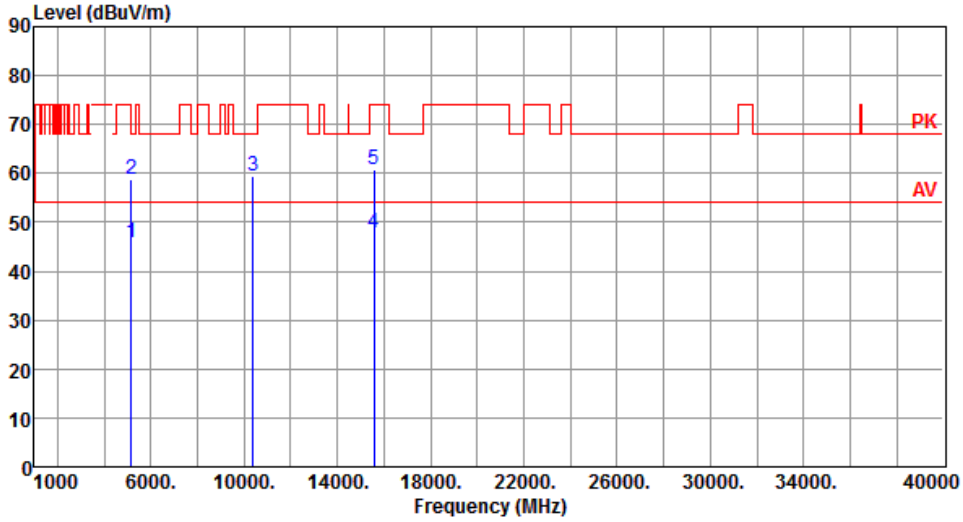

	Freq. MHz	Emission level dBuV/m	Limit dBuV/m	Margin dB	SA reading dBuV	Factor dB	Remark	ANT High cm	Turn Table deg
1	5150.00	45.85	54.00	-8.15	41.21	4.64	Average	100	145
2	5150.00	58.76	74.00	-15.24	54.12	4.64	Peak	100	145
3	10380.00	59.39	68.20	-8.81	45.15	14.24	Peak	100	22
4	15570.00	47.69	54.00	-6.31	32.91	14.78	Average	100	45
5	15570.00	60.61	74.00	-13.39	45.83	14.78	Peak	100	45

Note 1: Emission Level (dBuV/m) = SA Reading (dBuV/m) + Factor* (dB)
*Factor includes antenna factor , cable loss and amplifier gain
Note 2: Margin (dB) = Emission level (dBuV/m) – Limit (dBuV/m).

Modulation	HT40	Test Freq. (MHz)	5230
Polarization	Horizontal		

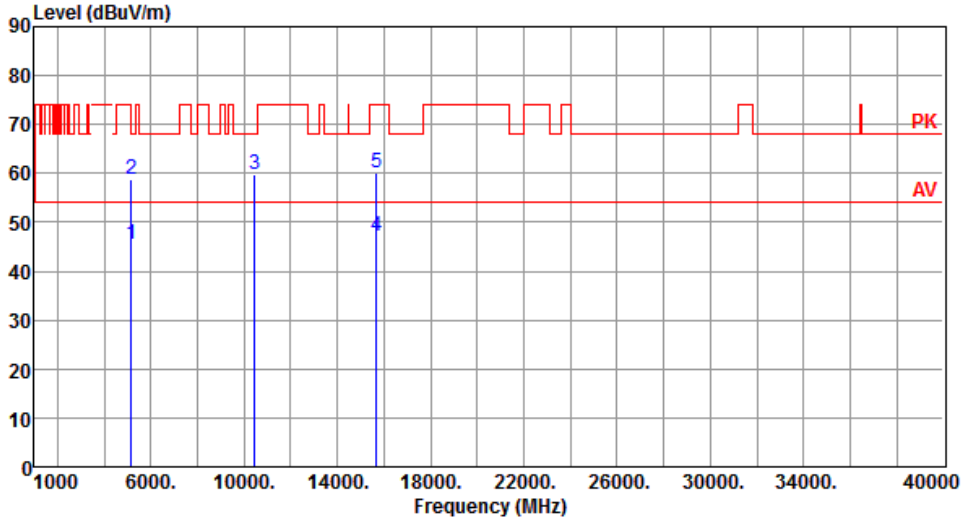

	Freq. MHz	Emission level dBuV/m	Limit dBuV/m	Margin dB	SA reading dBuV	Factor dB	Remark	ANT High cm	Turn Table deg
1	5150.00	45.58	54.00	-8.42	40.94	4.64	Average	234	116
2	5150.00	58.88	74.00	-15.12	54.24	4.64	Peak	234	116
3	10460.00	59.69	68.20	-8.51	45.27	14.42	Peak	100	20
4	15690.00	47.10	54.00	-6.90	32.84	14.26	Average	100	30
5	15690.00	60.10	74.00	-13.90	45.84	14.26	Peak	100	30

Note 1: Emission Level (dBuV/m) = SA Reading (dBuV/m) + Factor* (dB)
*Factor includes antenna factor , cable loss and amplifier gain
Note 2: Margin (dB) = Emission level (dBuV/m) – Limit (dBuV/m).

Modulation	HT40	Test Freq. (MHz)	5230
Polarization	Vertical		

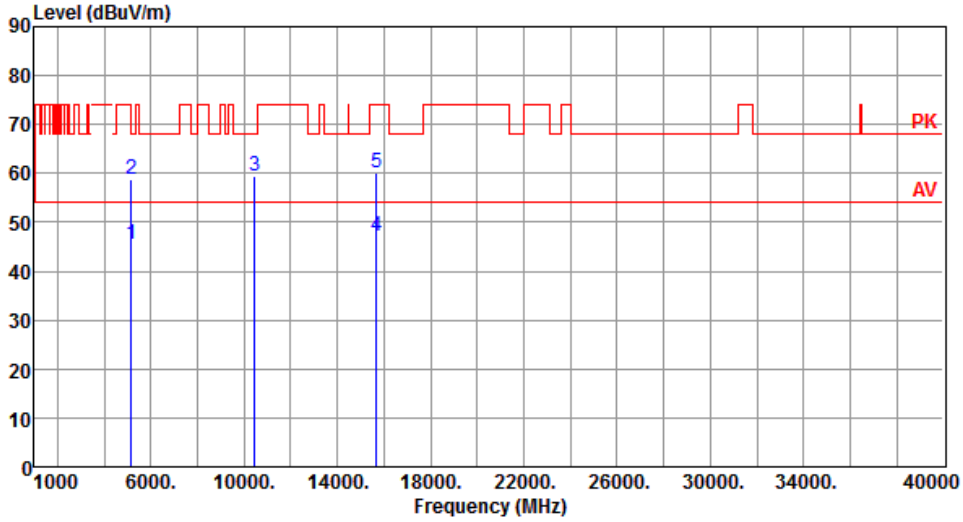

	Freq. MHz	Emission level dBuV/m	Limit dBuV/m	Margin dB	SA reading dBuV	Factor dB	Remark	ANT High cm	Turn Table deg
1	5150.00	45.42	54.00	-8.58	40.78	4.64	Average	115	162
2	5150.00	58.65	74.00	-15.35	54.01	4.64	Peak	115	162
3	10460.00	59.52	68.20	-8.68	45.10	14.42	Peak	100	31
4	15690.00	47.25	54.00	-6.75	32.99	14.26	Average	100	39
5	15690.00	60.22	74.00	-13.78	45.96	14.26	Peak	100	39

Note 1: Emission Level (dBuV/m) = SA Reading (dBuV/m) + Factor* (dB)
*Factor includes antenna factor , cable loss and amplifier gain
Note 2: Margin (dB) = Emission level (dBuV/m) – Limit (dBuV/m).

Modulation	HT40	Test Freq. (MHz)	5270
Polarization	Horizontal		

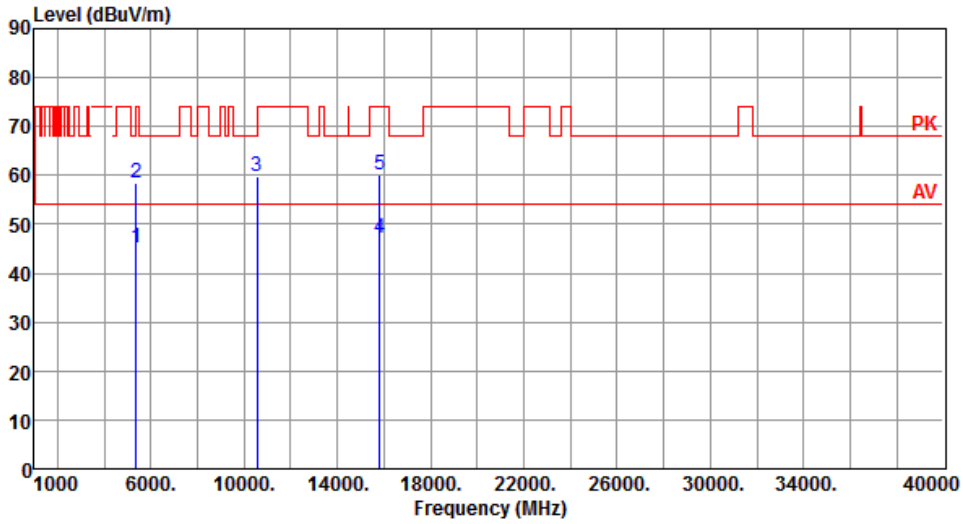

	Freq. MHz	Emission level dBuV/m	Limit dBuV/m	Margin dB	SA reading dBuV	Factor dB	Remark	ANT High cm	Turn Table deg
1	5350.00	45.19	54.00	-8.81	41.25	3.94	Average	235	117
2	5350.00	58.52	74.00	-15.48	54.58	3.94	Peak	235	117
3	10540.00	59.66	68.20	-8.54	45.24	14.42	Peak	100	60
4	15810.00	47.05	54.00	-6.95	32.87	14.18	Average	100	50
5	15810.00	60.08	74.00	-13.92	45.90	14.18	Peak	100	50

Note 1: Emission Level (dBuV/m) = SA Reading (dBuV/m) + Factor* (dB)
*Factor includes antenna factor , cable loss and amplifier gain
Note 2: Margin (dB) = Emission level (dBuV/m) – Limit (dBuV/m).

Modulation	HT40	Test Freq. (MHz)	5270
Polarization	Vertical		

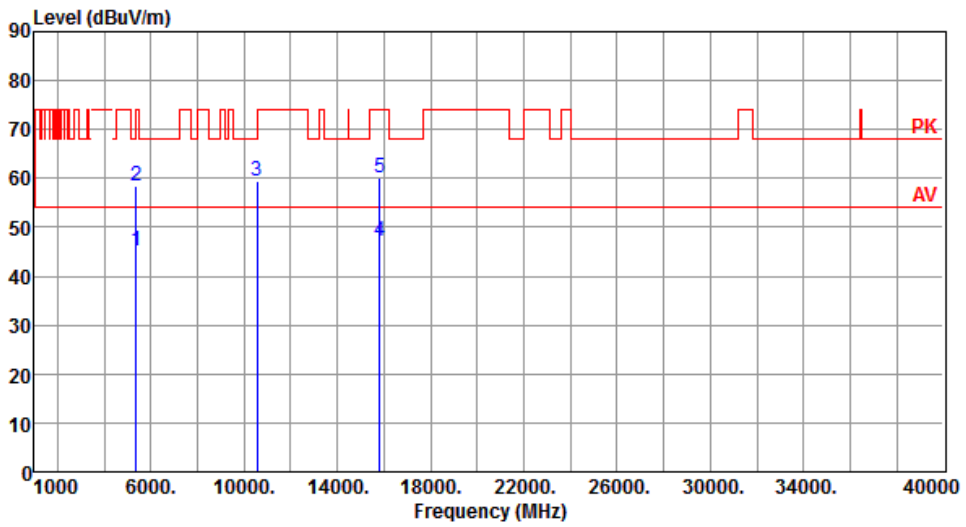

	Freq. MHz	Emission level dBuV/m	Limit dBuV/m	Margin dB	SA reading dBuV	Factor dB	Remark	ANT High cm	Turn Table deg
1	5350.00	45.06	54.00	-8.94	41.12	3.94	Average	192	165
2	5350.00	58.41	74.00	-15.59	54.47	3.94	Peak	192	165
3	10540.00	59.48	68.20	-8.72	45.06	14.42	Peak	100	66
4	15810.00	47.14	54.00	-6.86	32.96	14.18	Average	100	55
5	15810.00	60.19	74.00	-13.81	46.01	14.18	Peak	100	55

Note 1: Emission Level (dBuV/m) = SA Reading (dBuV/m) + Factor* (dB)
*Factor includes antenna factor , cable loss and amplifier gain
Note 2: Margin (dB) = Emission level (dBuV/m) – Limit (dBuV/m).

Modulation	HT40	Test Freq. (MHz)	5310
Polarization	Horizontal		

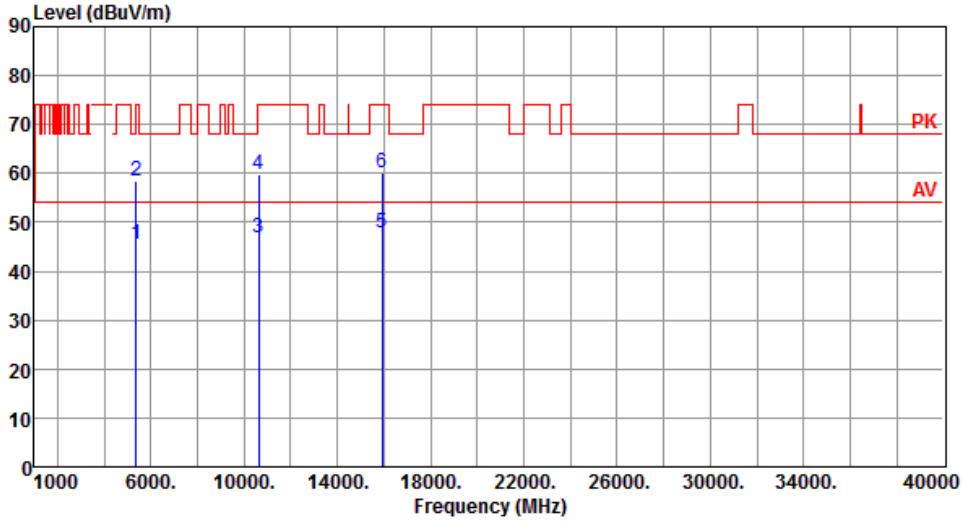

	Freq. MHz	Emission level dBuV/m	Limit dBuV/m	Margin dB	SA reading dBuV	Factor dB	Remark	ANT High cm	Turn Table deg
1	5350.00	45.44	54.00	-8.56	41.50	3.94	Average	227	119
2	5350.00	58.42	74.00	-15.58	54.48	3.94	Peak	227	119
3	10620.00	46.92	54.00	-7.08	32.58	14.34	Average	100	70
4	10620.00	59.88	74.00	-14.12	45.54	14.34	Peak	100	70
5	15930.00	47.74	54.00	-6.26	33.51	14.23	Average	100	40
6	15930.00	60.09	74.00	-13.91	45.86	14.23	Peak	100	40

Note 1: Emission Level (dBuV/m) = SA Reading (dBuV/m) + Factor* (dB)
*Factor includes antenna factor , cable loss and amplifier gain
Note 2: Margin (dB) = Emission level (dBuV/m) – Limit (dBuV/m).

Modulation	HT40	Test Freq. (MHz)	5310
Polarization	Vertical		

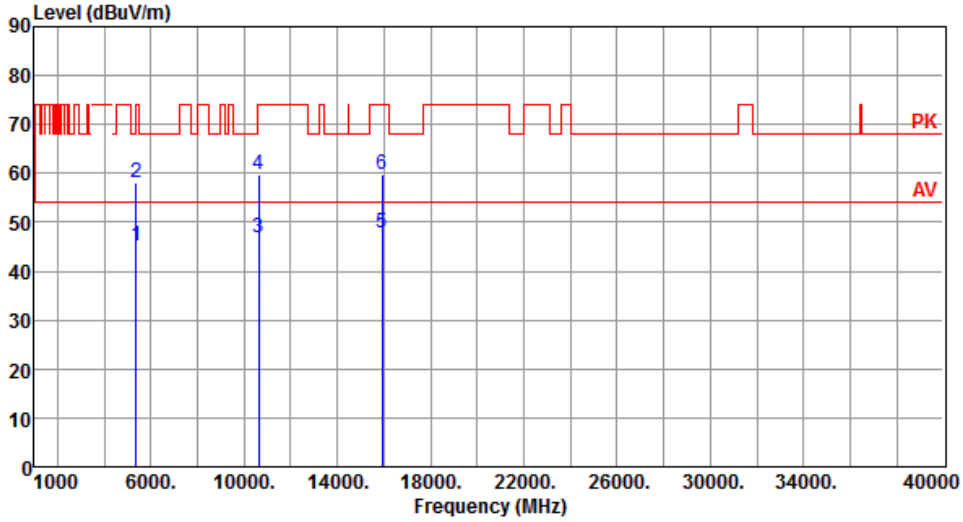

	Freq. MHz	Emission level dBuV/m	Limit dBuV/m	Margin dB	SA reading dBuV	Factor dB	Remark	ANT High cm	Turn Table deg
1	5350.00	45.08	54.00	-8.92	41.14	3.94	Average	100	160
2	5350.00	58.27	74.00	-15.73	54.33	3.94	Peak	100	160
3	10620.00	46.81	54.00	-7.19	32.47	14.34	Average	100	92
4	10620.00	59.75	74.00	-14.25	45.41	14.34	Peak	100	92
5	15930.00	47.68	54.00	-6.32	33.45	14.23	Average	100	88
6	15930.00	59.92	74.00	-14.08	45.69	14.23	Peak	100	88

Note 1: Emission Level (dBuV/m) = SA Reading (dBuV/m) + Factor* (dB)
*Factor includes antenna factor , cable loss and amplifier gain
Note 2: Margin (dB) = Emission level (dBuV/m) – Limit (dBuV/m).

Modulation	HT40	Test Freq. (MHz)	5510
Polarization	Horizontal		

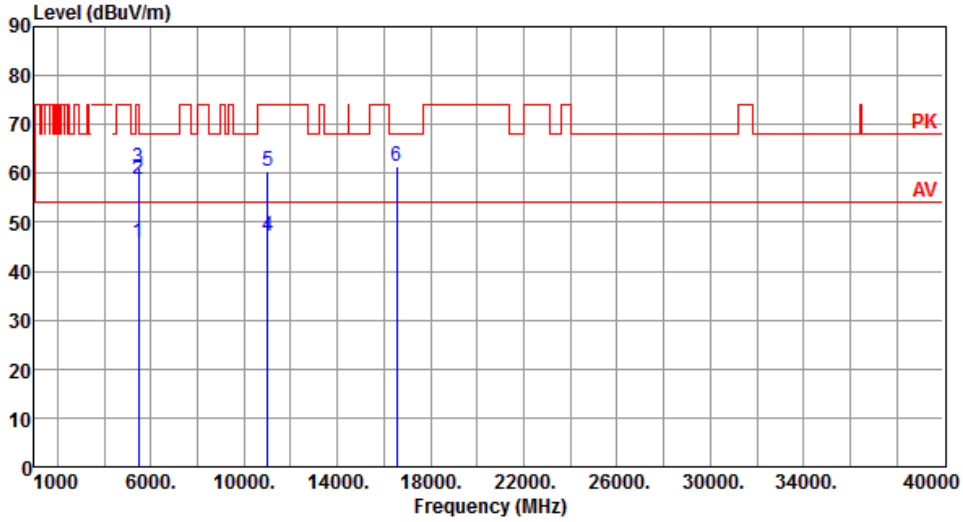

	Freq. MHz	Emission level dBuV/m	Limit dBuV/m	Margin dB	SA reading dBuV	Factor dB	Remark	ANT High cm	Turn Table deg
1	5460.00	45.81	54.00	-8.19	41.36	4.45	Average	189	121
2	5460.00	58.81	74.00	-15.19	54.36	4.45	Peak	189	121
3	5470.00	61.07	68.20	-7.13	56.57	4.50	Peak	189	121
4	11020.00	47.21	54.00	-6.79	32.40	14.81	Average	100	90
5	11020.00	60.30	74.00	-13.70	45.49	14.81	Peak	100	90
6	16530.00	61.28	68.20	-6.92	44.95	16.33	Peak	100	70

Note 1: Emission Level (dBuV/m) = SA Reading (dBuV/m) + Factor* (dB)
*Factor includes antenna factor , cable loss and amplifier gain
Note 2: Margin (dB) = Emission level (dBuV/m) – Limit (dBuV/m).

Modulation	HT40	Test Freq. (MHz)	5510
Polarization	Vertical		

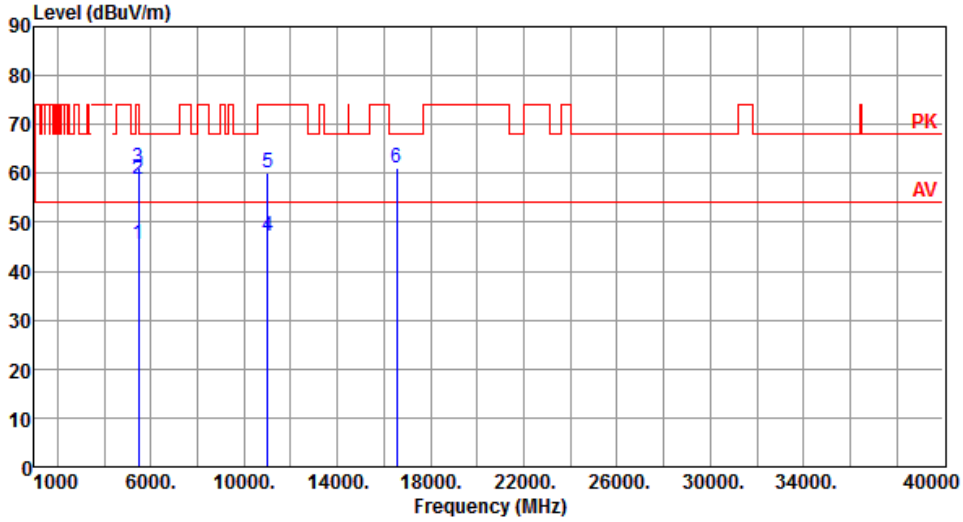

	Freq. MHz	Emission level dBuV/m	Limit dBuV/m	Margin dB	SA reading dBuV	Factor dB	Remark	ANT High cm	Turn Table deg
1	5460.00	45.51	54.00	-8.49	41.06	4.45	Average	199	167
2	5460.00	58.84	74.00	-15.16	54.39	4.45	Peak	199	167
3	5470.00	61.24	68.20	-6.96	56.74	4.50	Peak	199	167
4	11020.00	47.19	54.00	-6.81	32.38	14.81	Average	100	11
5	11020.00	60.25	74.00	-13.75	45.44	14.81	Peak	100	11
6	16530.00	61.17	68.20	-7.03	44.84	16.33	Peak	100	23

Note 1: Emission Level (dBuV/m) = SA Reading (dBuV/m) + Factor* (dB)
*Factor includes antenna factor , cable loss and amplifier gain
Note 2: Margin (dB) = Emission level (dBuV/m) – Limit (dBuV/m).

Modulation	HT40	Test Freq. (MHz)	5590
Polarization	Horizontal		

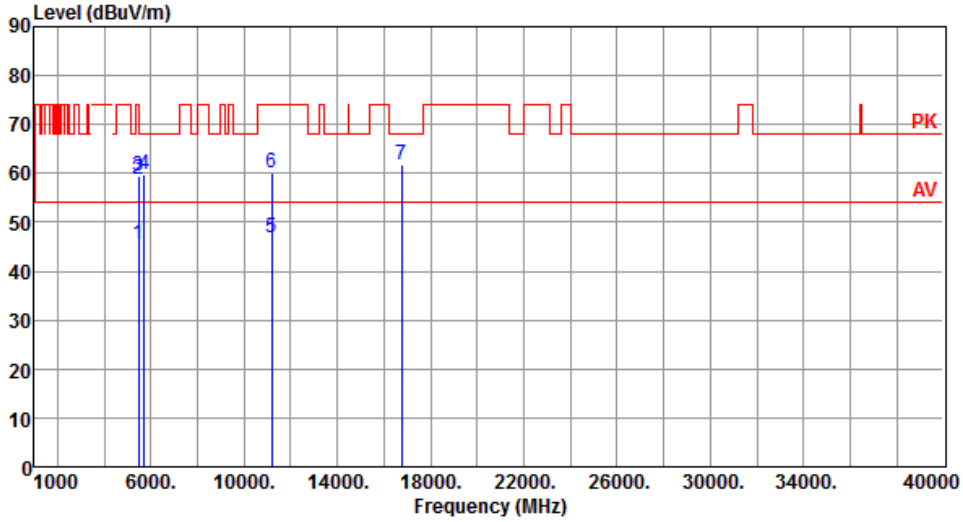

	Freq. MHz	Emission level dBuV/m	Limit dBuV/m	Margin dB	SA reading dBuV	Factor dB	Remark	ANT High cm	Turn Table deg
1	5460.00	45.50	54.00	-8.50	41.05	4.45	Average	184	116
2	5460.00	58.84	74.00	-15.16	54.39	4.45	Peak	184	116
3	5470.00	59.44	68.20	-8.76	54.94	4.50	Peak	184	116
4	5725.00	59.89	68.20	-8.31	55.04	4.85	Peak	184	116
5	11180.00	46.82	54.00	-7.18	32.49	14.33	Average	100	50
6	11180.00	60.09	74.00	-13.91	45.76	14.33	Peak	100	50
7	16770.00	61.78	68.20	-6.42	44.20	17.58	Peak	100	20

Note 1: Emission Level (dBuV/m) = SA Reading (dBuV/m) + Factor* (dB)
*Factor includes antenna factor , cable loss and amplifier gain
Note 2: Margin (dB) = Emission level (dBuV/m) – Limit (dBuV/m).

Modulation	HT40	Test Freq. (MHz)	5590
Polarization	Vertical		

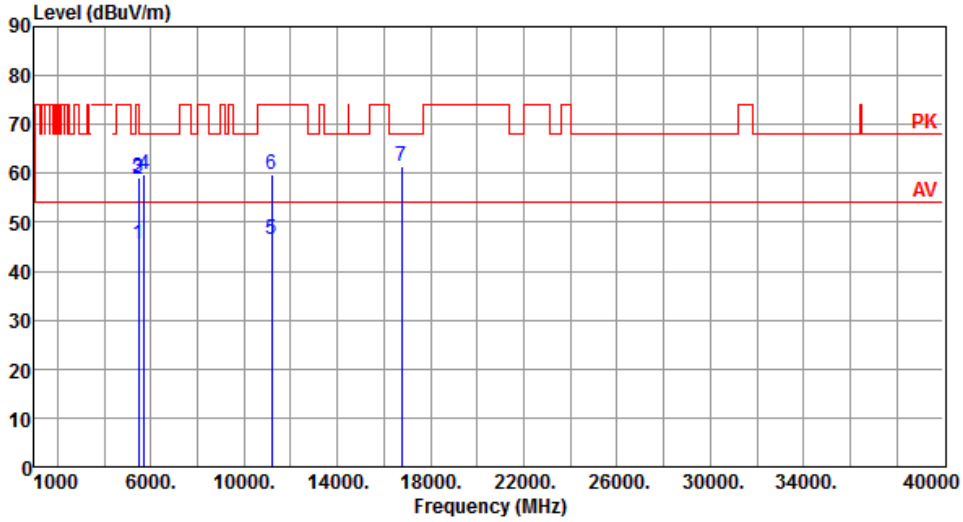

	Freq. MHz	Emission level dBuV/m	Limit dBuV/m	Margin dB	SA reading dBuV	Factor dB	Remark	ANT High cm	Turn Table deg
1	5460.00	45.34	54.00	-8.66	40.89	4.45	Average	192	164
2	5460.00	58.71	74.00	-15.29	54.26	4.45	Peak	192	164
3	5470.00	59.21	68.20	-8.99	54.71	4.50	Peak	192	164
4	5725.00	59.68	68.20	-8.52	54.83	4.85	Peak	192	164
5	11180.00	46.51	54.00	-7.49	32.18	14.33	Average	100	69
6	11180.00	59.84	74.00	-14.16	45.51	14.33	Peak	100	69
7	16770.00	61.59	68.20	-6.61	44.01	17.58	Peak	100	23

Note 1: Emission Level (dBuV/m) = SA Reading (dBuV/m) + Factor* (dB)
*Factor includes antenna factor , cable loss and amplifier gain
Note 2: Margin (dB) = Emission level (dBuV/m) – Limit (dBuV/m).

Modulation	HT40	Test Freq. (MHz)	5670
Polarization	Horizontal		

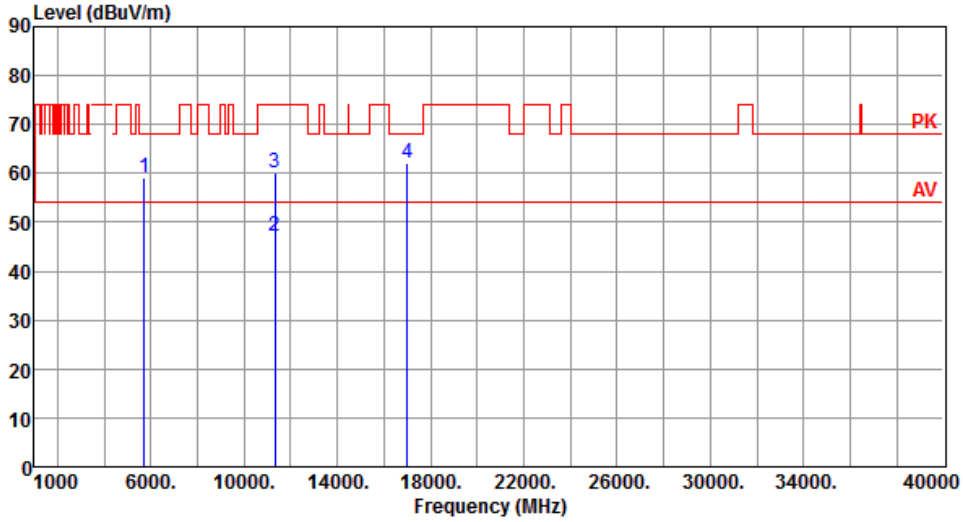

	Freq. MHz	Emission level dBuV/m	Limit dBuV/m	Margin dB	SA reading dBuV	Factor dB	Remark	ANT High cm	Turn Table deg
1	5725.00	58.99	68.20	-9.21	54.14	4.85	Peak	212	115
2	11340.00	47.03	54.00	-6.97	32.56	14.47	Average	100	60
3	11340.00	60.04	74.00	-13.96	45.57	14.47	Peak	100	60
4	17010.00	62.11	68.20	-6.09	44.22	17.89	Peak	100	20

Note 1: Emission Level (dBuV/m) = SA Reading (dBuV/m) + Factor* (dB)
*Factor includes antenna factor , cable loss and amplifier gain
Note 2: Margin (dB) = Emission level (dBuV/m) – Limit (dBuV/m).

Modulation	HT40	Test Freq. (MHz)	5670
Polarization	Vertical		

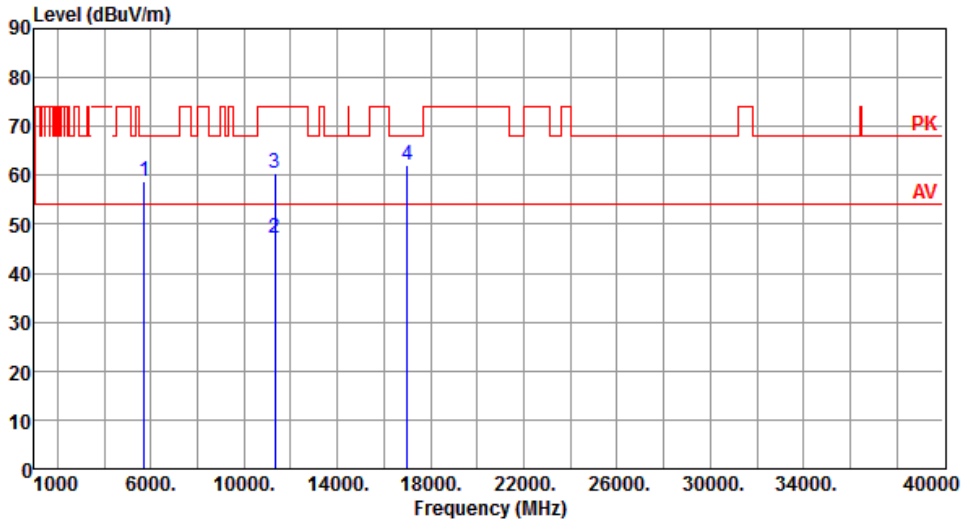

	Freq. MHz	Emission level dBuV/m	Limit dBuV/m	Margin dB	SA reading dBuV	Factor dB	Remark	ANT High cm	Turn Table deg
1	5725.00	58.64	68.20	-9.56	53.79	4.85	Peak	194	165
2	11340.00	47.26	54.00	-6.74	32.79	14.47	Average	100	58
3	11340.00	60.39	74.00	-13.61	45.92	14.47	Peak	100	58
4	17010.00	62.08	68.20	-6.12	44.19	17.89	Peak	100	26

Note 1: Emission Level (dBuV/m) = SA Reading (dBuV/m) + Factor* (dB)
*Factor includes antenna factor , cable loss and amplifier gain
Note 2: Margin (dB) = Emission level (dBuV/m) – Limit (dBuV/m).

Modulation	HT40	Test Freq. (MHz)	5710
Polarization	Horizontal		

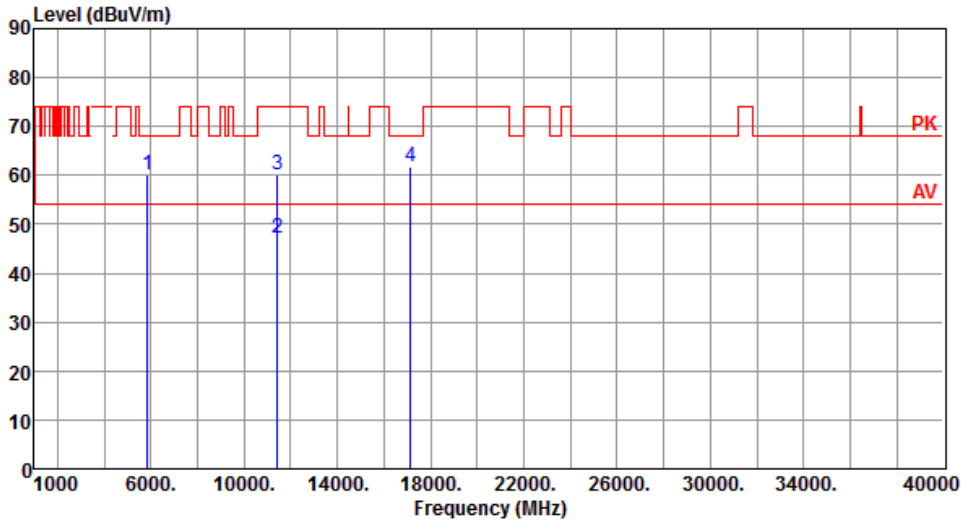

	Freq. MHz	Emission level dBuV/m	Limit dBuV/m	Margin dB	SA reading dBuV	Factor dB	Remark	ANT High cm	Turn Table deg
1	5850.00	60.18	68.20	-8.02	54.73	5.45	Peak	199	118
2	11420.00	47.11	54.00	-6.89	32.44	14.67	Average	100	20
3	11420.00	60.20	74.00	-13.80	45.53	14.67	Peak	100	20
4	17130.00	61.66	68.20	-6.54	43.99	17.67	Peak	100	50

Note 1: Emission Level (dBuV/m) = SA Reading (dBuV/m) + Factor* (dB)
*Factor includes antenna factor , cable loss and amplifier gain
Note 2: Margin (dB) = Emission level (dBuV/m) – Limit (dBuV/m).

Modulation	HT40	Test Freq. (MHz)	5710
Polarization	Vertical		

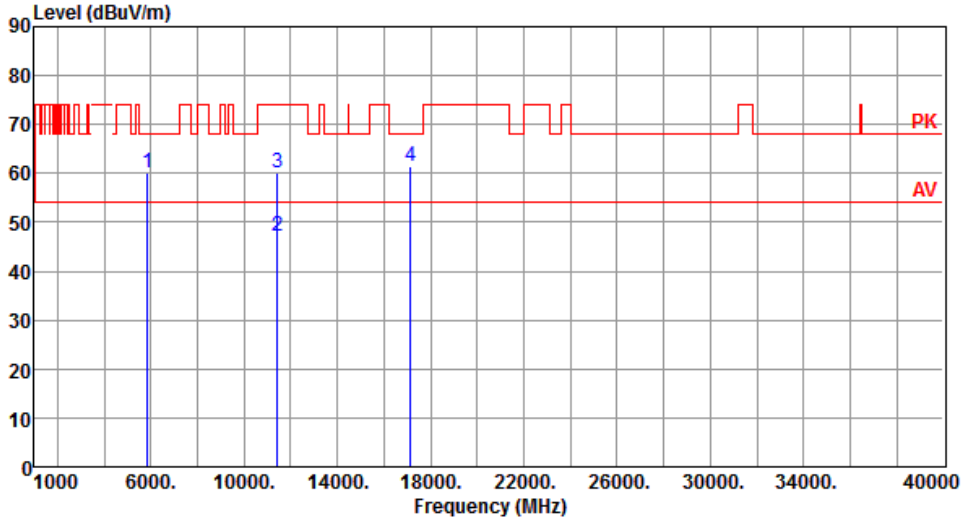

	Freq. MHz	Emission level dBuV/m	Limit dBuV/m	Margin dB	SA reading dBuV	Factor dB	Remark	ANT High cm	Turn Table deg
1	5850.00	60.07	68.20	-8.13	54.62	5.45	Peak	194	168
2	11420.00	47.04	54.00	-6.96	32.37	14.67	Average	100	92
3	11420.00	60.10	74.00	-13.90	45.43	14.67	Peak	100	92
4	17130.00	61.49	68.20	-6.71	43.82	17.67	Peak	100	25

Note 1: Emission Level (dBuV/m) = SA Reading (dBuV/m) + Factor* (dB)
*Factor includes antenna factor , cable loss and amplifier gain
Note 2: Margin (dB) = Emission level (dBuV/m) – Limit (dBuV/m).

3.5.8 Transmitter Radiated Unwanted Emissions (Above 1GHz) for VHT80

Modulation	VHT80	**Test Freq. (MHz)**	5210
Polarization	Horizontal		

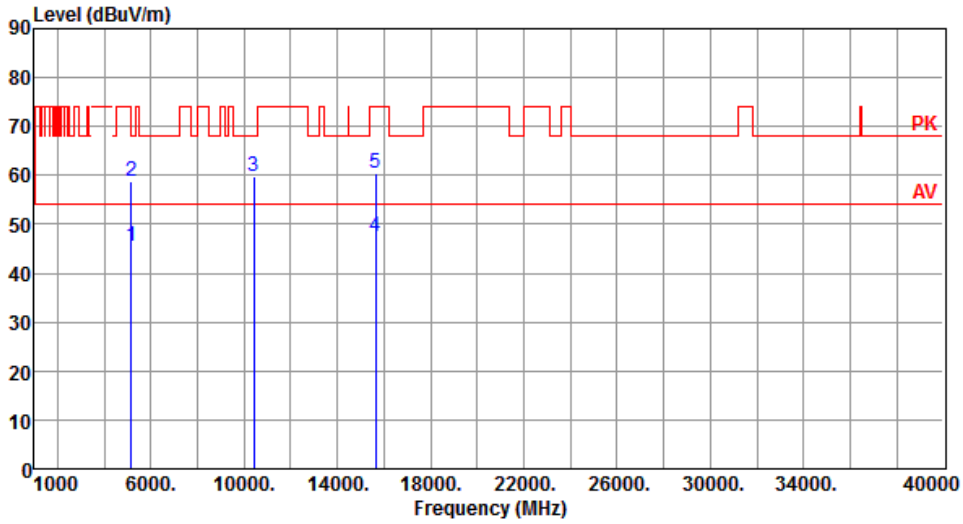

	Freq. MHz	Emission level dBuV/m	Limit dBuV/m	Margin dB	SA reading dBuV	Factor dB	Remark	ANT High cm	Turn Table deg
1	5150.00	45.45	54.00	-8.55	40.81	4.64	Average	211	123
2	5150.00	58.81	74.00	-15.19	54.17	4.64	Peak	211	123
3	10420.00	59.76	68.20	-8.44	45.42	14.34	Peak	100	90
4	15630.00	47.49	54.00	-6.51	32.98	14.51	Average	100	20
5	15630.00	60.54	74.00	-13.46	46.03	14.51	Peak	100	20

Note 1: Emission Level (dBuV/m) = SA Reading (dBuV/m) + Factor* (dB)
*Factor includes antenna factor , cable loss and amplifier gain
Note 2: Margin (dB) = Emission level (dBuV/m) – Limit (dBuV/m).

Modulation	VHT80	Test Freq. (MHz)	5210
Polarization	Vertical		

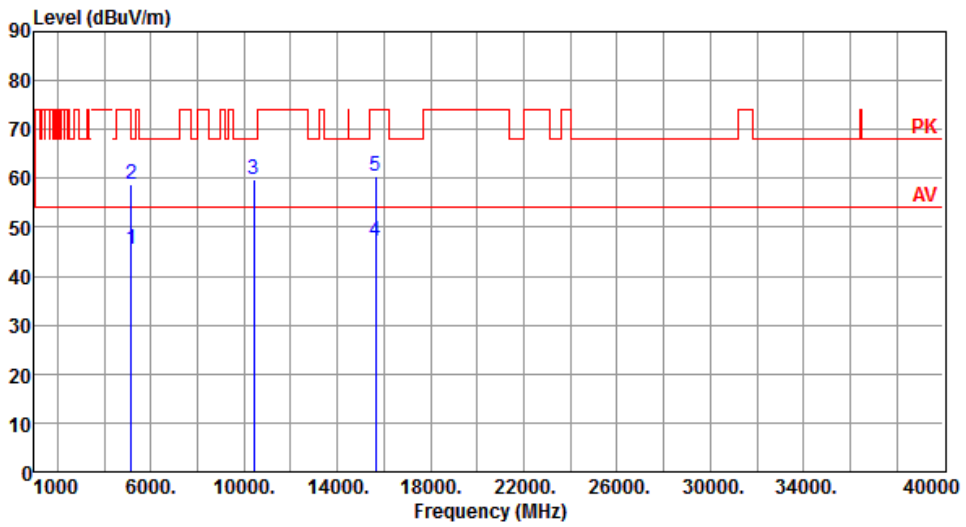

	Freq. MHz	Emission level dBuV/m	Limit dBuV/m	Margin dB	SA reading dBuV	Factor dB	Remark	ANT High cm	Turn Table deg
1	5150.00	45.36	54.00	-8.64	40.72	4.64	Average	100	169
2	5150.00	58.75	74.00	-15.25	54.11	4.64	Peak	100	169
3	10420.00	59.68	68.20	-8.52	45.34	14.34	Peak	100	34
4	15630.00	47.28	54.00	-6.72	32.77	14.51	Average	100	56
5	15630.00	60.51	74.00	-13.49	46.00	14.51	Peak	100	56

Note 1: Emission Level (dBuV/m) = SA Reading (dBuV/m) + Factor* (dB)
*Factor includes antenna factor , cable loss and amplifier gain
Note 2: Margin (dB) = Emission level (dBuV/m) – Limit (dBuV/m).

Modulation	VHT80	Test Freq. (MHz)	5290
Polarization	Horizontal		

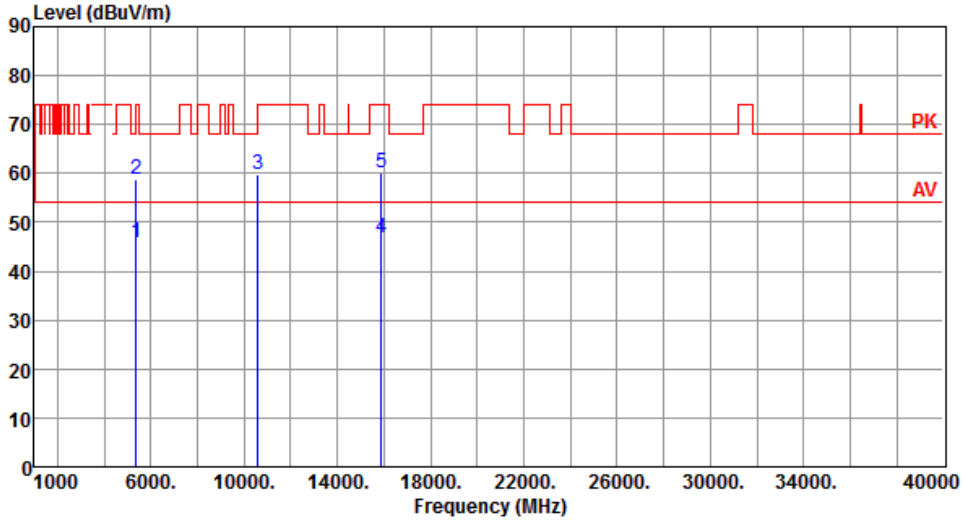

	Freq. MHz	Emission level dBuV/m	Limit dBuV/m	Margin dB	SA reading dBuV	Factor dB	Remark	ANT High cm	Turn Table deg
1	5350.00	45.72	54.00	-8.28	41.78	3.94	Average	216	125
2	5350.00	58.91	74.00	-15.09	54.97	3.94	Peak	216	125
3	10580.00	59.64	68.20	-8.56	45.32	14.32	Peak	100	70
4	15870.00	46.83	54.00	-7.17	32.60	14.23	Average	100	20
5	15870.00	60.07	74.00	-13.93	45.84	14.23	Peak	100	20

Note 1: Emission Level (dBuV/m) = SA Reading (dBuV/m) + Factor* (dB)
*Factor includes antenna factor , cable loss and amplifier gain
Note 2: Margin (dB) = Emission level (dBuV/m) – Limit (dBuV/m).

Modulation	VHT80	Test Freq. (MHz)	5290
Polarization	Vertical		

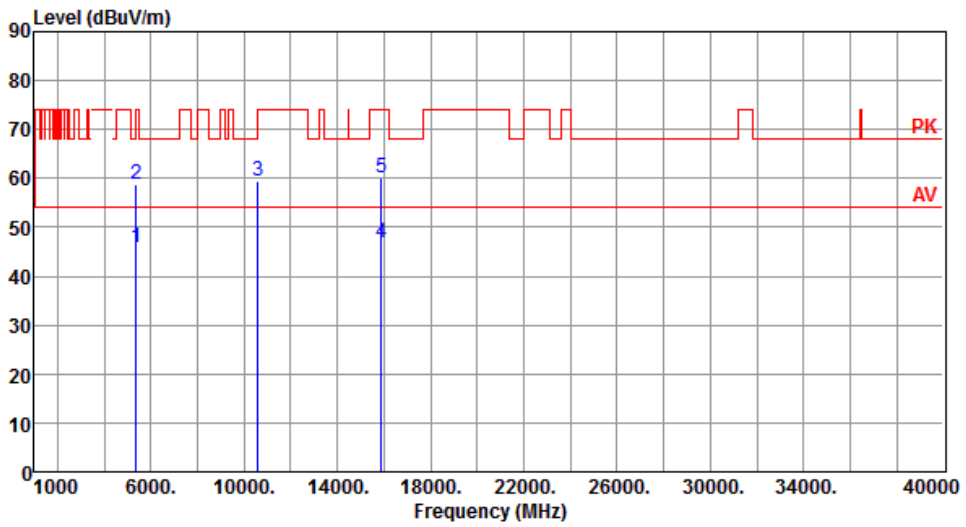

	Freq. MHz	Emission level dBuV/m	Limit dBuV/m	Margin dB	SA reading dBuV	Factor dB	Remark	ANT High cm	Turn Table deg
1	5350.00	45.68	54.00	-8.32	41.74	3.94	Average	191	166
2	5350.00	58.74	74.00	-15.26	54.80	3.94	Peak	191	166
3	10580.00	59.56	68.20	-8.64	45.24	14.32	Peak	100	61
4	15870.00	46.75	54.00	-7.25	32.52	14.23	Average	100	35
5	15870.00	60.02	74.00	-13.98	45.79	14.23	Peak	100	35

Note 1: Emission Level (dBuV/m) = SA Reading (dBuV/m) + Factor* (dB)
*Factor includes antenna factor , cable loss and amplifier gain
Note 2: Margin (dB) = Emission level (dBuV/m) – Limit (dBuV/m).

Modulation	VHT80	Test Freq. (MHz)	5530
Polarization	Horizontal		

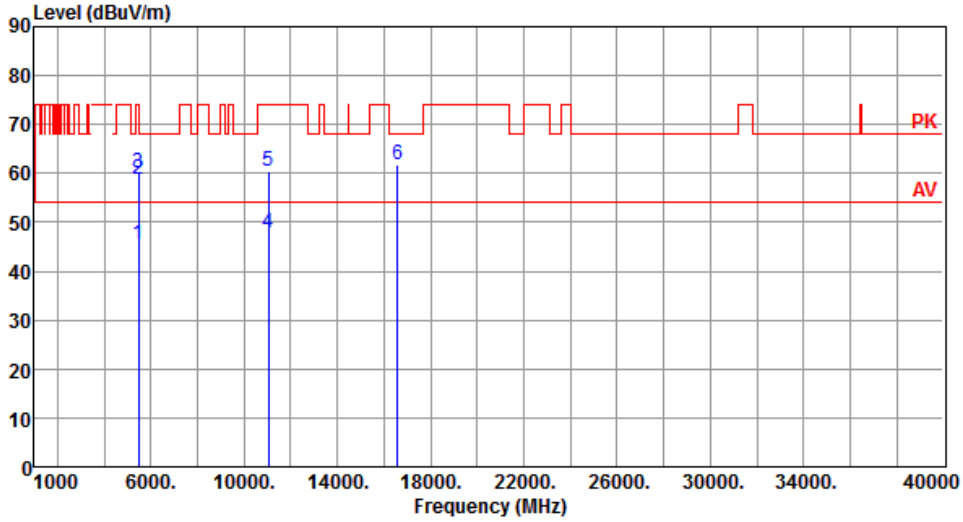

	Freq. MHz	Emission level dBuV/m	Limit dBuV/m	Margin dB	SA reading dBuV	Factor dB	Remark	ANT High cm	Turn Table deg
1	5460.00	45.60	54.00	-8.40	41.15	4.45	Average	180	123
2	5460.00	58.71	74.00	-15.29	54.26	4.45	Peak	180	123
3	5470.00	60.12	68.20	-8.08	55.62	4.50	Peak	180	123
4	11060.00	47.79	54.00	-6.21	33.12	14.67	Average	100	40
5	11060.00	60.29	74.00	-13.71	45.62	14.67	Peak	100	40
6	16590.00	61.73	68.20	-6.47	45.12	16.61	Peak	100	60

Note 1: Emission Level (dBuV/m) = SA Reading (dBuV/m) + Factor* (dB)
*Factor includes antenna factor , cable loss and amplifier gain
Note 2: Margin (dB) = Emission level (dBuV/m) – Limit (dBuV/m).

Modulation	VHT80	Test Freq. (MHz)	5530
Polarization	Vertical		

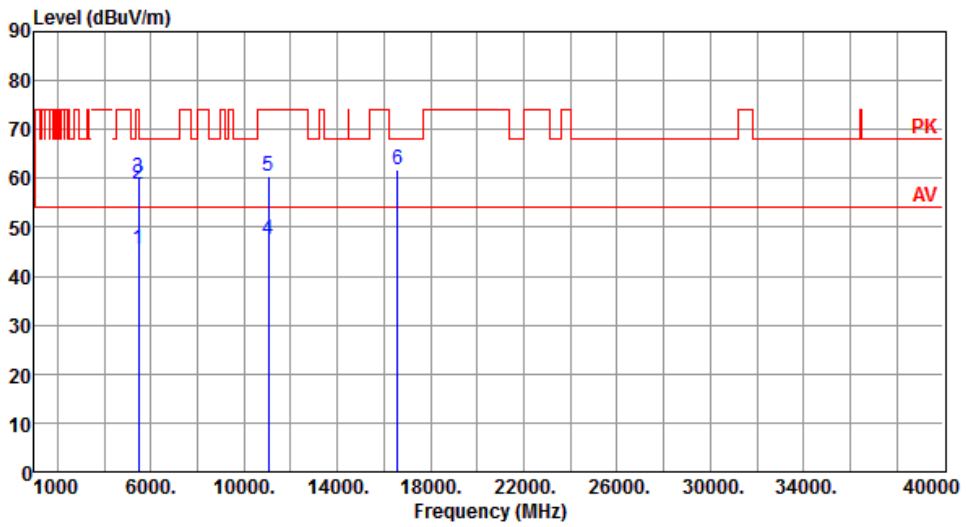

	Freq. MHz	Emission level dBuV/m	Limit dBuV/m	Margin dB	SA reading dBuV	Factor dB	Remark	ANT High cm	Turn Table deg
1	5460.00	45.52	54.00	-8.48	41.07	4.45	Average	192	164
2	5460.00	58.69	74.00	-15.31	54.24	4.45	Peak	192	164
3	5470.00	60.07	68.20	-8.13	55.57	4.50	Peak	192	164
4	11060.00	47.63	54.00	-6.37	32.96	14.67	Average	100	31
5	11060.00	60.28	74.00	-13.72	45.61	14.67	Peak	100	31
6	16590.00	61.68	68.20	-6.52	45.07	16.61	Peak	100	59

Note 1: Emission Level (dBuV/m) = SA Reading (dBuV/m) + Factor* (dB)
*Factor includes antenna factor , cable loss and amplifier gain
Note 2: Margin (dB) = Emission level (dBuV/m) – Limit (dBuV/m).

Modulation	VHT80	Test Freq. (MHz)	5610
Polarization	Horizontal		

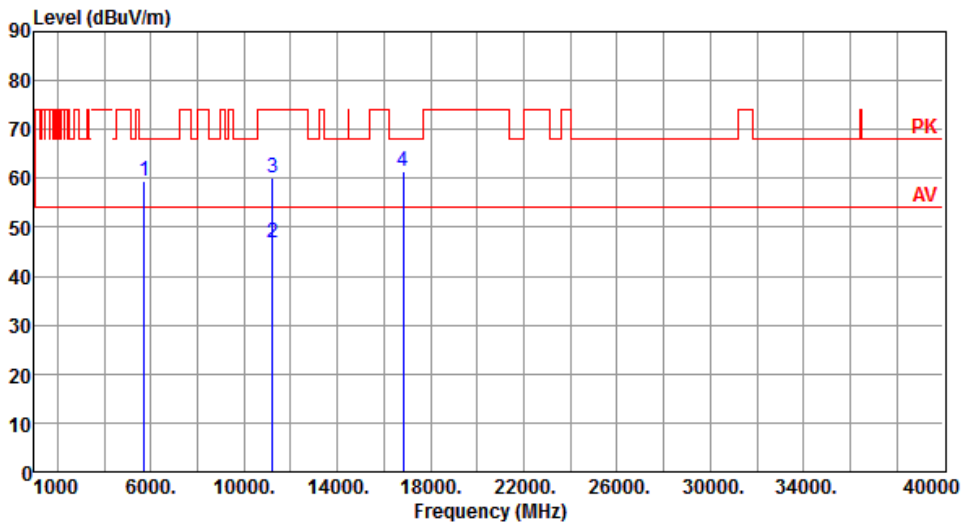

	Freq. MHz	Emission level dBuV/m	Limit dBuV/m	Margin dB	SA reading dBuV	Factor dB	Remark	ANT High cm	Turn Table deg
1	5725.00	59.33	68.20	-8.87	54.48	4.85	Peak	176	115
2	11220.00	46.95	54.00	-7.05	32.66	14.29	Average	100	20
3	11220.00	60.07	74.00	-13.93	45.78	14.29	Peak	100	20
4	16830.00	61.60	68.20	-6.60	43.95	17.65	Peak	100	60

Note 1: Emission Level (dBuV/m) = SA Reading (dBuV/m) + Factor* (dB)
*Factor includes antenna factor , cable loss and amplifier gain
Note 2: Margin (dB) = Emission level (dBuV/m) – Limit (dBuV/m).

Modulation	VHT80	Test Freq. (MHz)	5610
Polarization	Vertical		

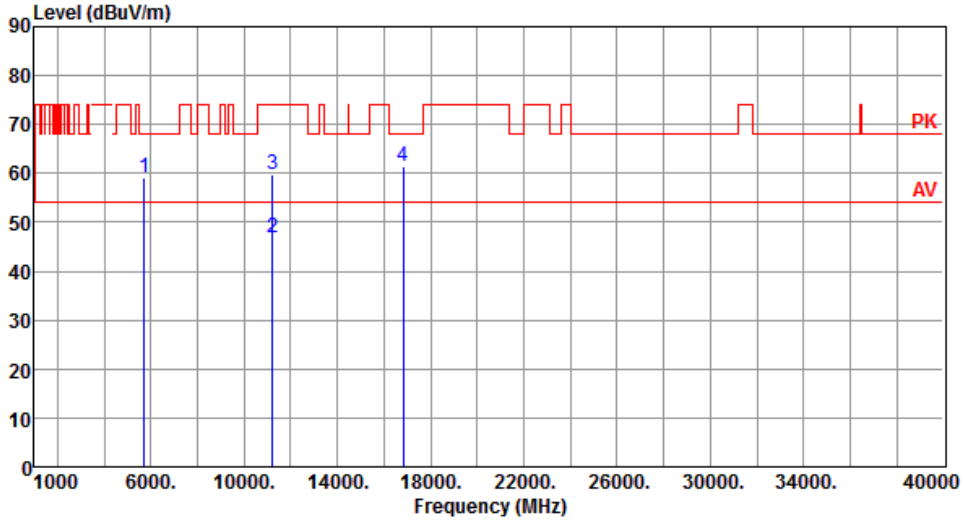

	Freq. MHz	Emission level dBuV/m	Limit dBuV/m	Margin dB	SA reading dBuV	Factor dB	Remark	ANT High cm	Turn Table deg
1	5725.00	59.14	68.20	-9.06	54.29	4.85	Peak	189	163
2	11220.00	46.82	54.00	-7.18	32.53	14.29	Average	100	37
3	11220.00	59.94	74.00	-14.06	45.65	14.29	Peak	100	37
4	16830.00	61.44	68.20	-6.76	43.79	17.65	Peak	100	39

Note 1: Emission Level (dBuV/m) = SA Reading (dBuV/m) + Factor* (dB)
*Factor includes antenna factor , cable loss and amplifier gain
Note 2: Margin (dB) = Emission level (dBuV/m) – Limit (dBuV/m).

Modulation	VHT80	Test Freq. (MHz)	5690
Polarization	Horizontal		

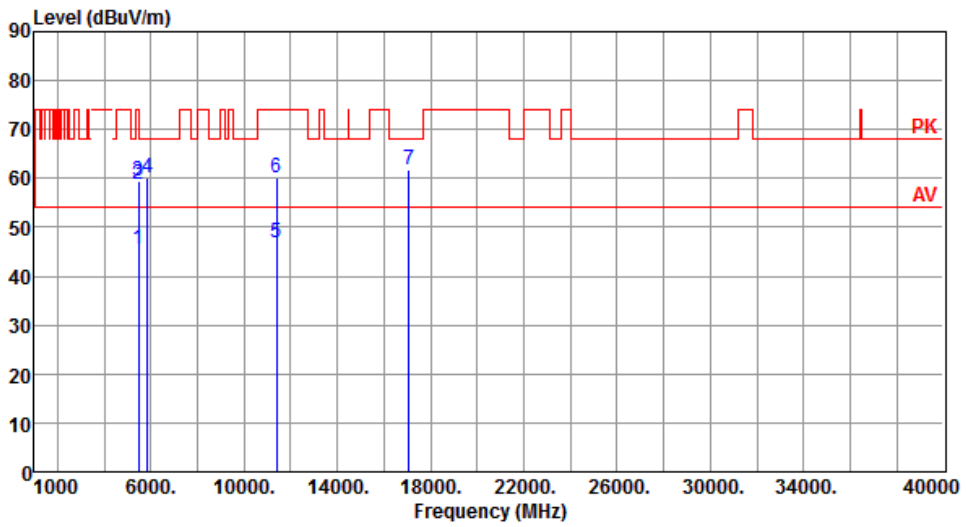

	Freq. MHz	Emission level dBuV/m	Limit dBuV/m	Margin dB	SA reading dBuV	Factor dB	Remark	ANT High cm	Turn Table deg
1	5460.00	45.50	54.00	-8.50	41.05	4.45	Average	177	116
2	5460.00	58.79	74.00	-15.21	54.34	4.45	Peak	177	116
3	5470.00	59.34	68.20	-8.86	54.84	4.50	Peak	177	116
4	5850.00	60.16	68.20	-8.04	54.71	5.45	Peak	177	116
5	11380.00	46.92	54.00	-7.08	32.31	14.61	Average	100	80
6	11380.00	60.12	74.00	-13.88	45.51	14.61	Peak	100	80
7	17070.00	61.92	68.20	-6.28	44.17	17.75	Peak	100	30

Note 1: Emission Level (dBuV/m) = SA Reading (dBuV/m) + Factor* (dB)
*Factor includes antenna factor , cable loss and amplifier gain
Note 2: Margin (dB) = Emission level (dBuV/m) – Limit (dBuV/m).

Modulation	VHT80	Test Freq. (MHz)	5690
Polarization	Vertical		

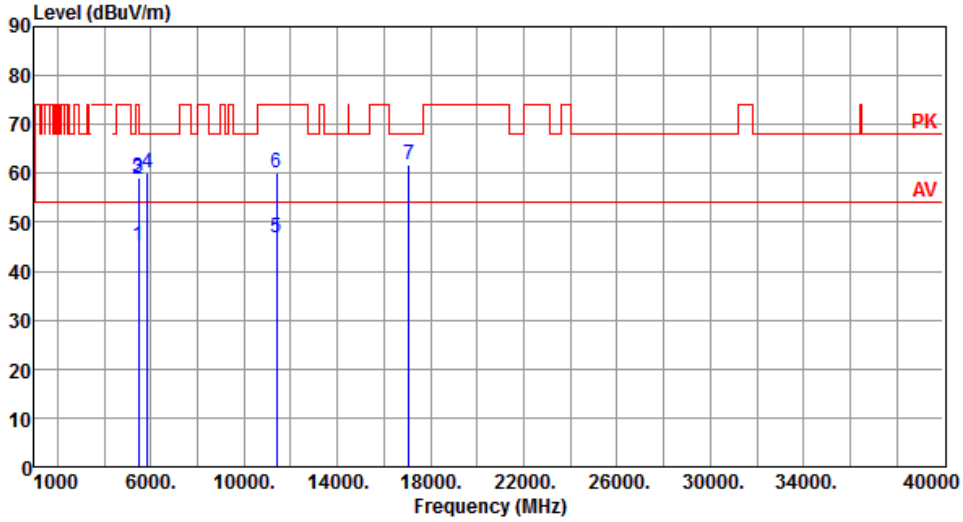

	Freq. MHz	Emission level dBuV/m	Limit dBuV/m	Margin dB	SA reading dBuV	Factor dB	Remark	ANT High cm	Turn Table deg
1	5460.00	45.31	54.00	-8.69	40.86	4.45	Average	194	166
2	5460.00	58.62	74.00	-15.38	54.17	4.45	Peak	194	166
3	5470.00	59.26	68.20	-8.94	54.76	4.50	Peak	194	166
4	5850.00	60.14	68.20	-8.06	54.69	5.45	Peak	194	166
5	11380.00	46.84	54.00	-7.16	32.23	14.61	Average	100	71
6	11380.00	60.09	74.00	-13.91	45.48	14.61	Peak	100	71
7	17070.00	61.88	68.20	-6.32	44.13	17.75	Peak	100	32

Note 1: Emission Level (dBuV/m) = SA Reading (dBuV/m) + Factor* (dB)
*Factor includes antenna factor , cable loss and amplifier gain
Note 2: Margin (dB) = Emission level (dBuV/m) – Limit (dBuV/m).

3.5.9 Transmitter Radiated Unwanted Emissions (Above 1GHz) for ax HE20

Modulation	ax HE20	**Test Freq. (MHz)**	5180
Polarization	Horizontal		

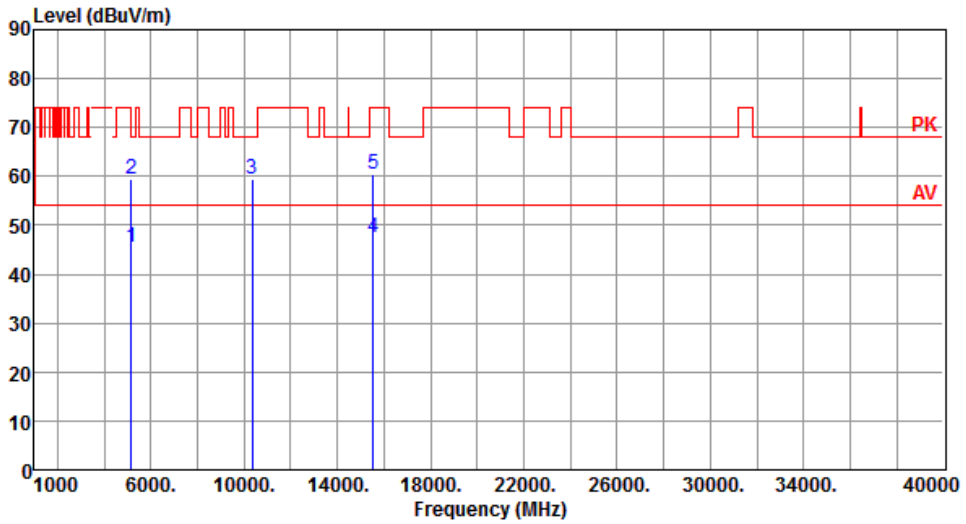

	Freq. MHz	Emission level dBuV/m	Limit dBuV/m	Margin dB	SA reading dBuV	Factor dB	Remark	ANT High cm	Turn Table deg
1	5150.00	45.41	54.00	-8.59	40.77	4.64	Average	218	155
2	5150.00	59.36	74.00	-14.64	54.72	4.64	Peak	218	155
3	10360.00	59.45	68.20	-8.75	45.26	14.19	Peak	100	25
4	15540.00	47.61	54.00	-6.39	32.70	14.91	Average	100	44
5	15540.00	60.55	74.00	-13.45	45.64	14.91	Peak	100	44

Note 1: Emission Level (dBuV/m) = SA Reading (dBuV/m) + Factor* (dB)
*Factor includes antenna factor , cable loss and amplifier gain
Note 2: Margin (dB) = Emission level (dBuV/m) – Limit (dBuV/m).

Modulation	ax HE20	Test Freq. (MHz)	5180
Polarization	Vertical		

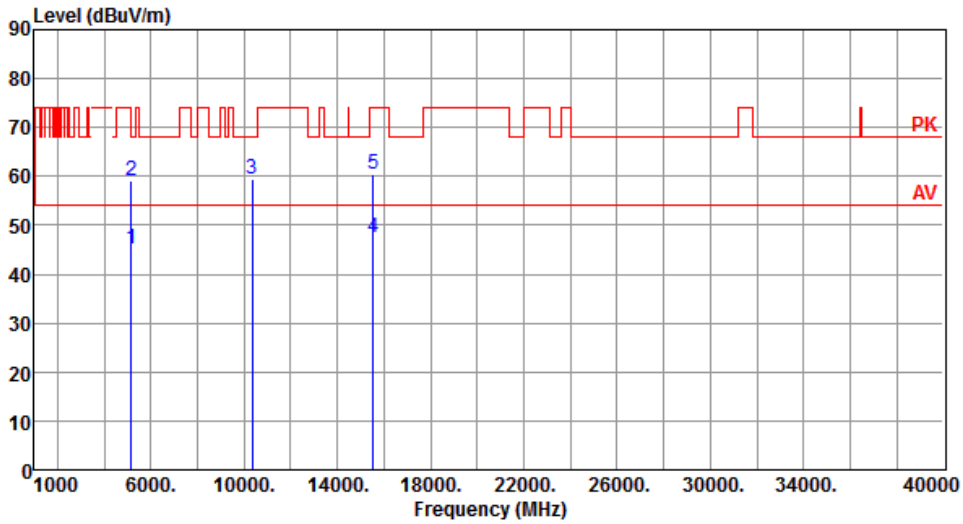

	Freq. MHz	Emission level dBuV/m	Limit dBuV/m	Margin dB	SA reading dBuV	Factor dB	Remark	ANT High cm	Turn Table deg
1	5150.00	45.22	54.00	-8.78	40.58	4.64	Average	100	145
2	5150.00	59.28	74.00	-14.72	54.64	4.64	Peak	100	145
3	10360.00	59.36	68.20	-8.84	45.17	14.19	Peak	105	41
4	15540.00	47.54	54.00	-6.46	32.63	14.91	Average	100	32
5	15540.00	60.48	74.00	-13.52	45.57	14.91	Peak	100	32

Note 1: Emission Level (dBuV/m) = SA Reading (dBuV/m) + Factor* (dB)
*Factor includes antenna factor , cable loss and amplifier gain
Note 2: Margin (dB) = Emission level (dBuV/m) – Limit (dBuV/m).