Modulation	ax HE20	Test Freq. (MHz)	5200
Polarization	Horizontal		

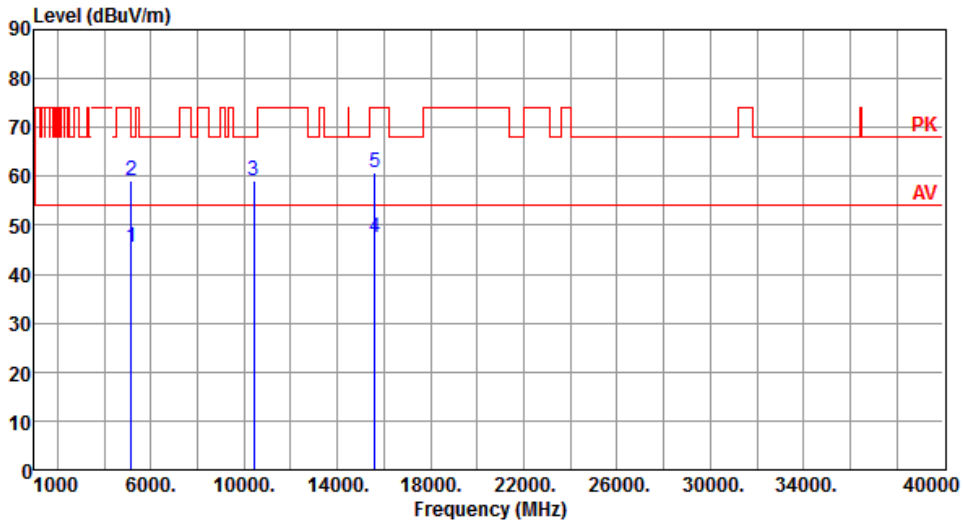

	Freq. MHz	Emission level dBuV/m	Limit dBuV/m	Margin dB	SA reading dBuV	Factor dB	Remark	ANT High cm	Turn Table deg
1	5150.00	45.36	54.00	-8.64	40.72	4.64	Average	210	163
2	5150.00	59.28	74.00	-14.72	54.64	4.64	Peak	210	163
3	10400.00	59.26	68.20	-8.94	44.96	14.30	Peak	100	31
4	15600.00	47.44	54.00	-6.56	32.80	14.64	Average	100	23
5	15600.00	60.68	74.00	-13.32	46.04	14.64	Peak	100	23

Note 1: Emission Level (dBuV/m) = SA Reading (dBuV/m) + Factor* (dB)
*Factor includes antenna factor , cable loss and amplifier gain
Note 2: Margin (dB) = Emission level (dBuV/m) – Limit (dBuV/m).

Modulation	ax HE20	Test Freq. (MHz)	5200
Polarization	Vertical		

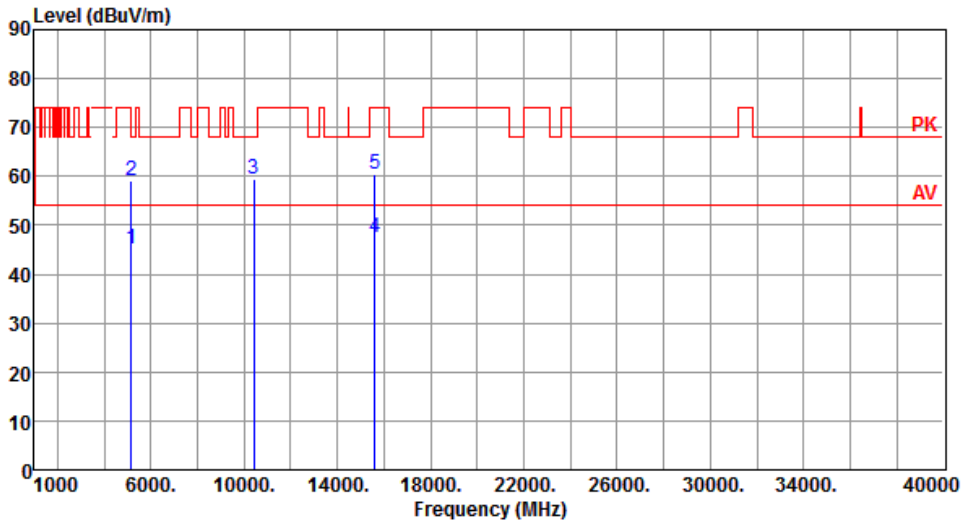

	Freq. MHz	Emission level dBuV/m	Limit dBuV/m	Margin dB	SA reading dBuV	Factor dB	Remark	ANT High cm	Turn Table deg
1	5150.00	45.24	54.00	-8.76	40.60	4.64	Average	100	146
2	5150.00	59.16	74.00	-14.84	54.52	4.64	Peak	100	146
3	10400.00	59.34	68.20	-8.86	45.04	14.30	Peak	100	57
4	15600.00	47.54	54.00	-6.46	32.90	14.64	Average	100	36
5	15600.00	60.52	74.00	-13.48	45.88	14.64	Peak	100	36

Note 1: Emission Level (dBuV/m) = SA Reading (dBuV/m) + Factor* (dB)
*Factor includes antenna factor , cable loss and amplifier gain
Note 2: Margin (dB) = Emission level (dBuV/m) – Limit (dBuV/m).

Modulation	ax HE20	Test Freq. (MHz)	5240
Polarization	Horizontal		

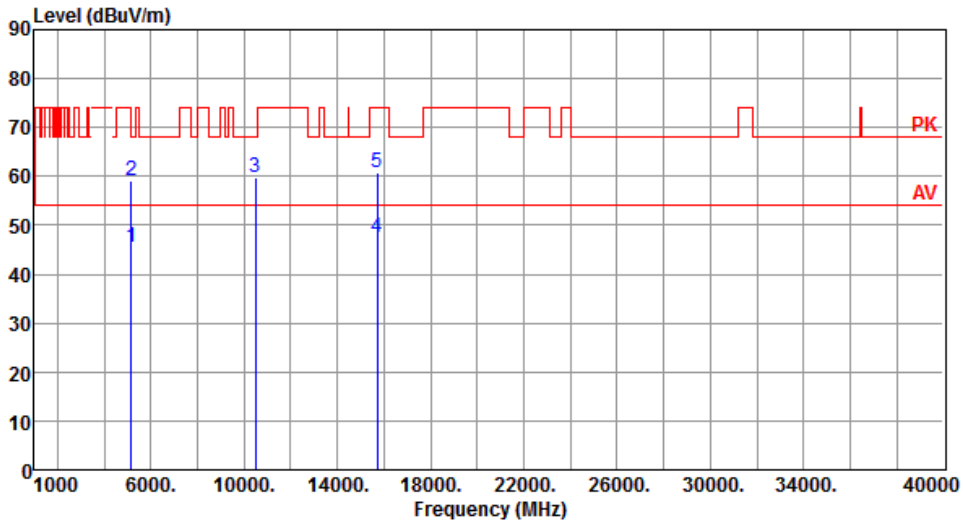

	Freq. MHz	Emission level dBuV/m	Limit dBuV/m	Margin dB	SA reading dBuV	Factor dB	Remark	ANT High cm	Turn Table deg
1	5150.00	45.41	54.00	-8.59	40.77	4.64	Average	211	164
2	5150.00	59.26	74.00	-14.74	54.62	4.64	Peak	211	164
3	10480.00	59.82	68.20	-8.38	45.36	14.46	Peak	100	39
4	15720.00	47.54	54.00	-6.46	33.33	14.21	Average	100	18
5	15720.00	60.82	74.00	-13.18	46.61	14.21	Peak	100	18

Note 1: Emission Level (dBuV/m) = SA Reading (dBuV/m) + Factor* (dB)
*Factor includes antenna factor , cable loss and amplifier gain
Note 2: Margin (dB) = Emission level (dBuV/m) – Limit (dBuV/m).

Modulation	ax HE20	Test Freq. (MHz)	5240
Polarization	Vertical		

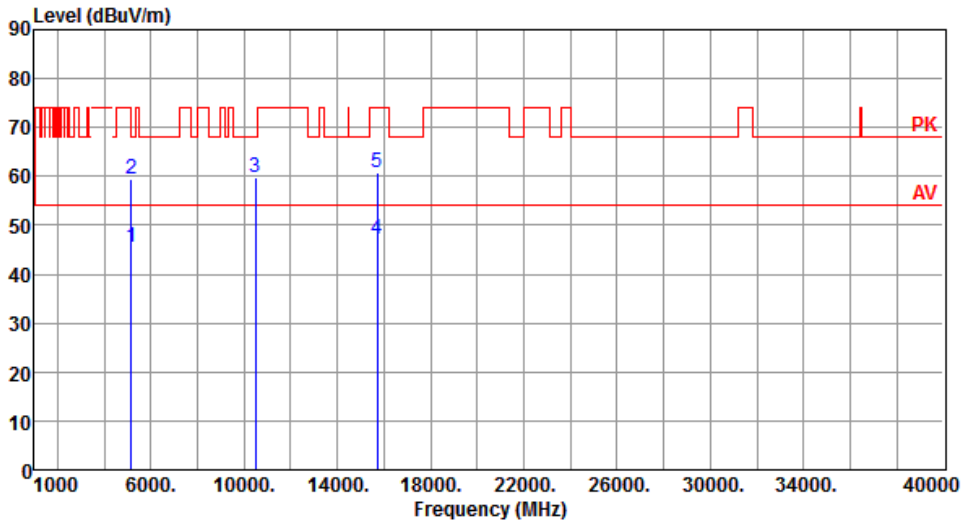

	Freq. MHz	Emission level dBuV/m	Limit dBuV/m	Margin dB	SA reading dBuV	Factor dB	Remark	ANT High cm	Turn Table deg
1	5150.00	45.39	54.00	-8.61	40.75	4.64	Average	100	148
2	5150.00	59.38	74.00	-14.62	54.74	4.64	Peak	100	148
3	10480.00	59.69	68.20	-8.51	45.23	14.46	Peak	100	47
4	15720.00	47.26	54.00	-6.74	33.05	14.21	Average	100	59
5	15720.00	60.75	74.00	-13.25	46.54	14.21	Peak	100	59

Note 1: Emission Level (dBuV/m) = SA Reading (dBuV/m) + Factor* (dB)
*Factor includes antenna factor , cable loss and amplifier gain
Note 2: Margin (dB) = Emission level (dBuV/m) – Limit (dBuV/m).

Modulation	ax HE20	Test Freq. (MHz)	5260
Polarization	Horizontal		

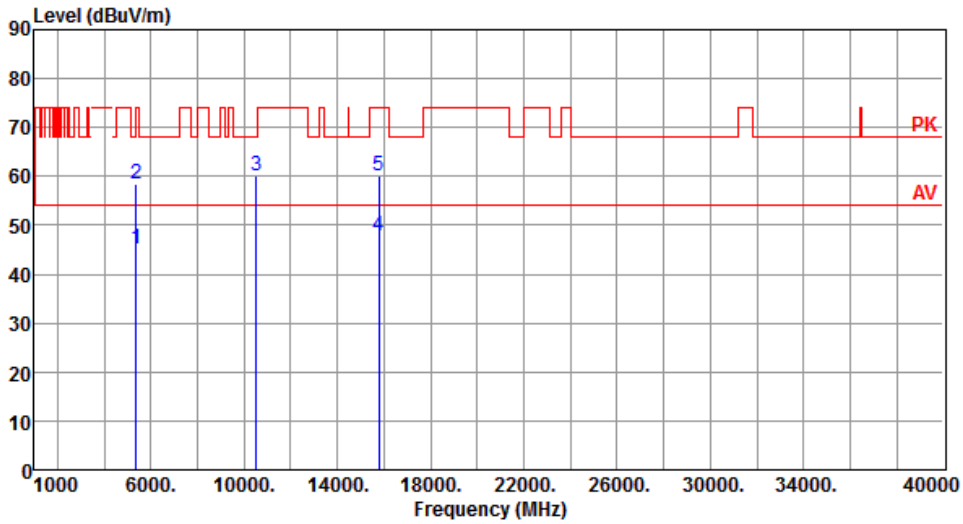

	Freq. MHz	Emission level dBuV/m	Limit dBuV/m	Margin dB	SA reading dBuV	Factor dB	Remark	ANT High cm	Turn Table deg
1	5350.00	45.26	54.00	-8.74	41.32	3.94	Average	208	162
2	5350.00	58.61	74.00	-15.39	54.67	3.94	Peak	208	162
3	10520.00	60.14	68.20	-8.06	45.68	14.46	Peak	100	47
4	15780.00	47.91	54.00	-6.09	33.73	14.18	Average	100	25
5	15780.00	60.15	74.00	-13.85	45.97	14.18	Peak	100	25

Note 1: Emission Level (dBuV/m) = SA Reading (dBuV/m) + Factor* (dB)
*Factor includes antenna factor , cable loss and amplifier gain
Note 2: Margin (dB) = Emission level (dBuV/m) – Limit (dBuV/m).

Modulation	ax HE20	Test Freq. (MHz)	5260
Polarization	Vertical		

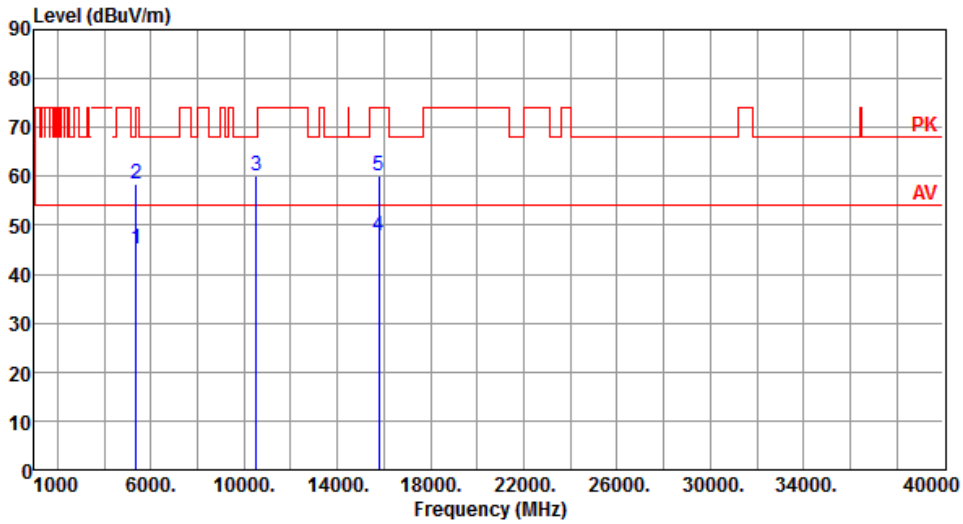

	Freq. MHz	Emission level dBuV/m	Limit dBuV/m	Margin dB	SA reading dBuV	Factor dB	Remark	ANT High cm	Turn Table deg
1	5350.00	45.20	54.00	-8.80	41.26	3.94	Average	105	139
2	5350.00	58.56	74.00	-15.44	54.62	3.94	Peak	105	139
3	10520.00	60.05	68.20	-8.15	45.59	14.46	Peak	100	69
4	15780.00	47.88	54.00	-6.12	33.70	14.18	Average	100	52
5	15780.00	60.13	74.00	-13.87	45.95	14.18	Peak	100	52

Note 1: Emission Level (dBuV/m) = SA Reading (dBuV/m) + Factor* (dB)
*Factor includes antenna factor , cable loss and amplifier gain
Note 2: Margin (dB) = Emission level (dBuV/m) – Limit (dBuV/m).

Modulation	ax HE20	Test Freq. (MHz)	5300
Polarization	Horizontal		

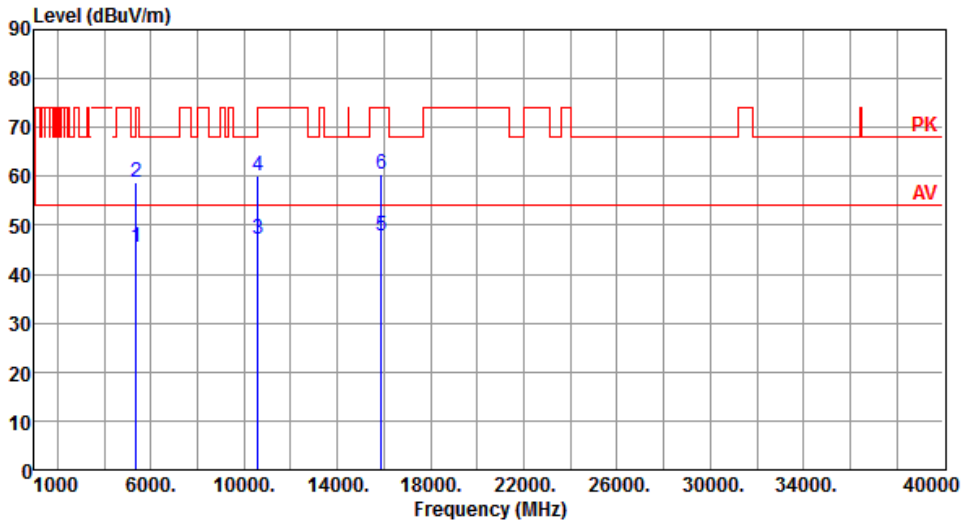

	Freq. MHz	Emission level dBuV/m	Limit dBuV/m	Margin dB	SA reading dBuV	Factor dB	Remark	ANT High cm	Turn Table deg
1	5350.00	45.39	54.00	-8.61	41.45	3.94	Average	195	163
2	5350.00	58.82	74.00	-15.18	54.88	3.94	Peak	195	163
3	10600.00	47.01	54.00	-6.99	32.73	14.28	Average	100	61
4	10600.00	60.24	74.00	-13.76	45.96	14.28	Peak	100	61
5	15900.00	47.95	54.00	-6.05	33.70	14.25	Average	100	14
6	15900.00	60.28	74.00	-13.72	46.03	14.25	Peak	100	14

Note 1: Emission Level (dBuV/m) = SA Reading (dBuV/m) + Factor* (dB)
*Factor includes antenna factor , cable loss and amplifier gain
Note 2: Margin (dB) = Emission level (dBuV/m) – Limit (dBuV/m).

Modulation	ax HE20	Test Freq. (MHz)	5300
Polarization	Vertical		

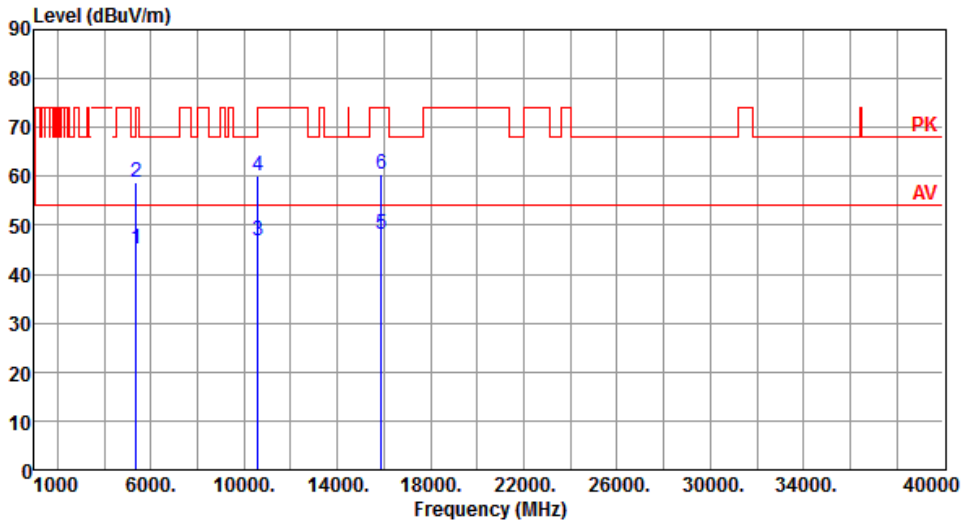

	Freq. MHz	Emission level dBuV/m	Limit dBuV/m	Margin dB	SA reading dBuV	Factor dB	Remark	ANT High cm	Turn Table deg
1	5350.00	45.22	54.00	-8.78	41.28	3.94	Average	110	142
2	5350.00	58.74	74.00	-15.26	54.80	3.94	Peak	110	142
3	10600.00	46.95	54.00	-7.05	32.67	14.28	Average	100	58
4	10600.00	60.17	74.00	-13.83	45.89	14.28	Peak	100	58
5	15900.00	48.14	54.00	-5.86	33.89	14.25	Average	100	29
6	15900.00	60.35	74.00	-13.65	46.10	14.25	Peak	100	29

Note 1: Emission Level (dBuV/m) = SA Reading (dBuV/m) + Factor* (dB)
*Factor includes antenna factor , cable loss and amplifier gain
Note 2: Margin (dB) = Emission level (dBuV/m) – Limit (dBuV/m).

Modulation	ax HE20	Test Freq. (MHz)	5320
Polarization	Horizontal		

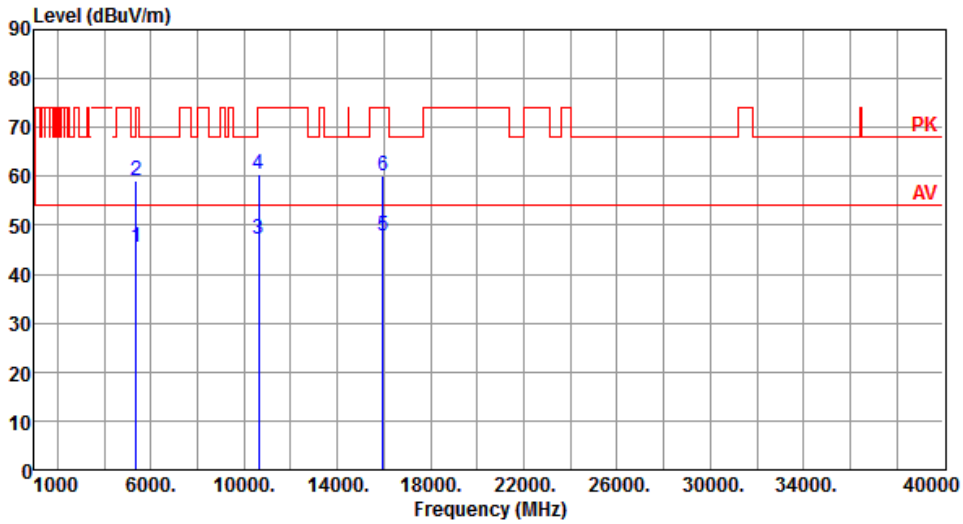

	Freq. MHz	Emission level dBuV/m	Limit dBuV/m	Margin dB	SA reading dBuV	Factor dB	Remark	ANT High cm	Turn Table deg
1	5350.00	45.41	54.00	-8.59	41.47	3.94	Average	206	160
2	5350.00	58.96	74.00	-15.04	55.02	3.94	Peak	206	160
3	10640.00	47.15	54.00	-6.85	32.77	14.38	Average	100	82
4	10640.00	60.31	74.00	-13.69	45.93	14.38	Peak	100	82
5	15960.00	47.82	54.00	-6.18	33.60	14.22	Average	100	45
6	15960.00	60.16	74.00	-13.84	45.94	14.22	Peak	100	45

Note 1: Emission Level (dBuV/m) = SA Reading (dBuV/m) + Factor* (dB)
*Factor includes antenna factor , cable loss and amplifier gain
Note 2: Margin (dB) = Emission level (dBuV/m) – Limit (dBuV/m).

Modulation	ax HE20	Test Freq. (MHz)	5320
Polarization	Vertical		

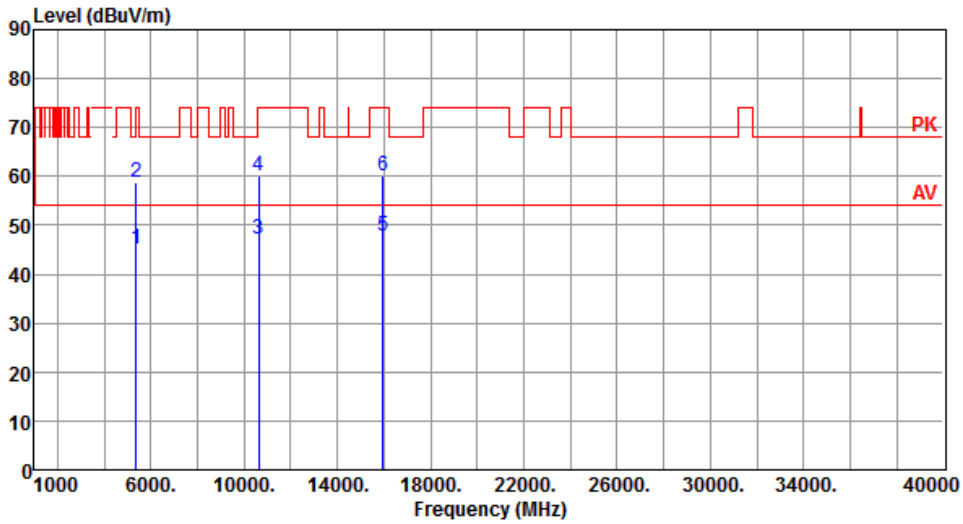

	Freq. MHz	Emission level dBuV/m	Limit dBuV/m	Margin dB	SA reading dBuV	Factor dB	Remark	ANT High cm	Turn Table deg
1	5350.00	45.23	54.00	-8.77	41.29	3.94	Average	100	146
2	5350.00	58.79	74.00	-15.21	54.85	3.94	Peak	100	146
3	10640.00	47.06	54.00	-6.94	32.68	14.38	Average	100	71
4	10640.00	60.25	74.00	-13.75	45.87	14.38	Peak	100	71
5	15960.00	47.75	54.00	-6.25	33.53	14.22	Average	100	53
6	15960.00	60.05	74.00	-13.95	45.83	14.22	Peak	100	53

Note 1: Emission Level (dBuV/m) = SA Reading (dBuV/m) + Factor* (dB)
*Factor includes antenna factor , cable loss and amplifier gain
Note 2: Margin (dB) = Emission level (dBuV/m) – Limit (dBuV/m).

Modulation	ax HE20	Test Freq. (MHz)	5500
Polarization	Horizontal		

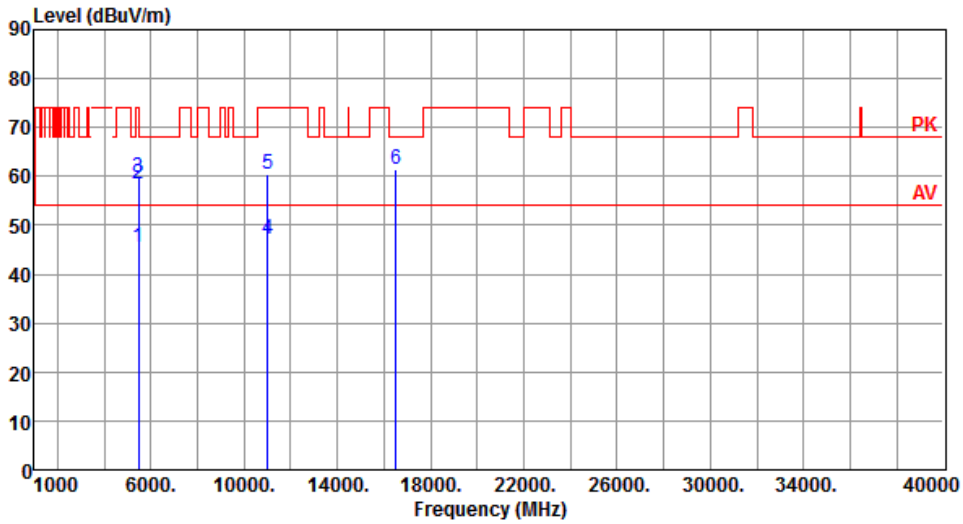

	Freq. MHz	Emission level dBuV/m	Limit dBuV/m	Margin dB	SA reading dBuV	Factor dB	Remark	ANT High cm	Turn Table deg
1	5460.00	45.61	54.00	-8.39	41.16	4.45	Average	208	144
2	5460.00	58.39	74.00	-15.61	53.94	4.45	Peak	208	144
3	5470.00	59.63	68.20	-8.57	55.13	4.50	Peak	208	144
4	11000.00	47.26	54.00	-6.74	32.38	14.88	Average	100	51
5	11000.00	60.45	74.00	-13.55	45.57	14.88	Peak	100	51
6	16500.00	61.42	68.20	-6.78	45.23	16.19	Peak	100	78

Note 1: Emission Level (dBuV/m) = SA Reading (dBuV/m) + Factor* (dB)
*Factor includes antenna factor , cable loss and amplifier gain
Note 2: Margin (dB) = Emission level (dBuV/m) – Limit (dBuV/m).

Modulation	ax HE20	Test Freq. (MHz)	5500
Polarization	Vertical		

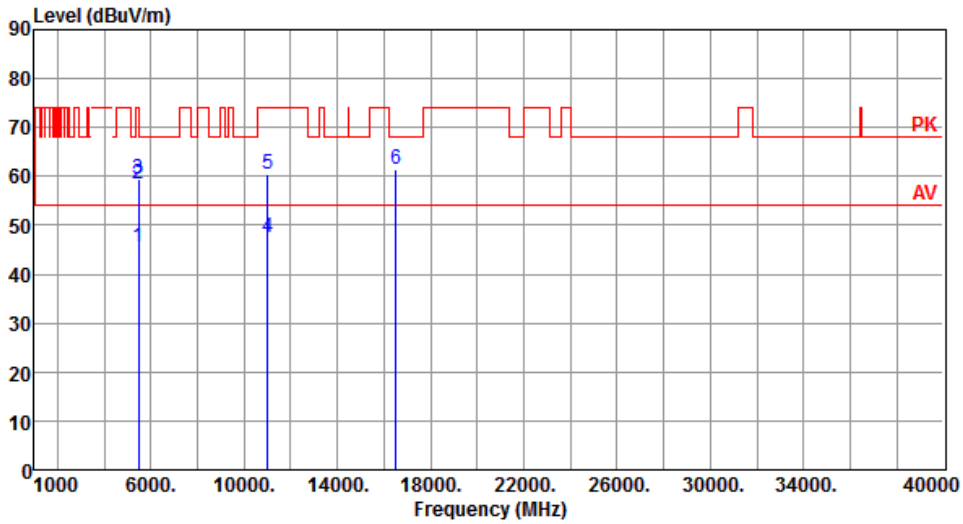

	Freq. MHz	Emission level dBuV/m	Limit dBuV/m	Margin dB	SA reading dBuV	Factor dB	Remark	ANT High cm	Turn Table deg
1	5460.00	45.59	54.00	-8.41	41.14	4.45	Average	100	161
2	5460.00	58.31	74.00	-15.69	53.86	4.45	Peak	100	161
3	5470.00	59.44	68.20	-8.76	54.94	4.50	Peak	100	161
4	11000.00	47.42	54.00	-6.58	32.54	14.88	Average	100	55
5	11000.00	60.51	74.00	-13.49	45.63	14.88	Peak	100	55
6	16500.00	61.35	68.20	-6.85	45.16	16.19	Peak	100	22

Note 1: Emission Level (dBuV/m) = SA Reading (dBuV/m) + Factor* (dB)
*Factor includes antenna factor , cable loss and amplifier gain
Note 2: Margin (dB) = Emission level (dBuV/m) – Limit (dBuV/m).

Modulation	ax HE20	Test Freq. (MHz)	5580
Polarization	Horizontal		

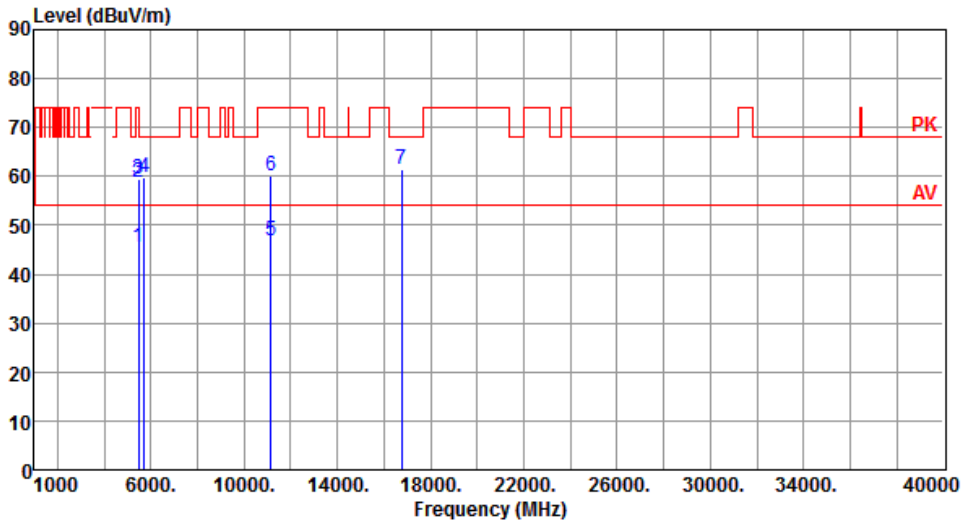

	Freq. MHz	Emission level dBuV/m	Limit dBuV/m	Margin dB	SA reading dBuV	Factor dB	Remark	ANT High cm	Turn Table deg
1	5460.00	45.39	54.00	-8.61	40.94	4.45	Average	208	142
2	5460.00	58.65	74.00	-15.35	54.20	4.45	Peak	208	142
3	5470.00	59.29	68.20	-8.91	54.79	4.50	Peak	208	142
4	5725.00	59.77	68.20	-8.43	54.92	4.85	Peak	208	142
5	11160.00	46.72	54.00	-7.28	32.34	14.38	Average	100	53
6	11160.00	60.04	74.00	-13.96	45.66	14.38	Peak	100	53
7	16740.00	61.59	68.20	-6.61	44.12	17.47	Peak	100	62

Note 1: Emission Level (dBuV/m) = SA Reading (dBuV/m) + Factor* (dB)
*Factor includes antenna factor , cable loss and amplifier gain
Note 2: Margin (dB) = Emission level (dBuV/m) – Limit (dBuV/m).

Modulation	ax HE20	Test Freq. (MHz)	5580
Polarization	Vertical		

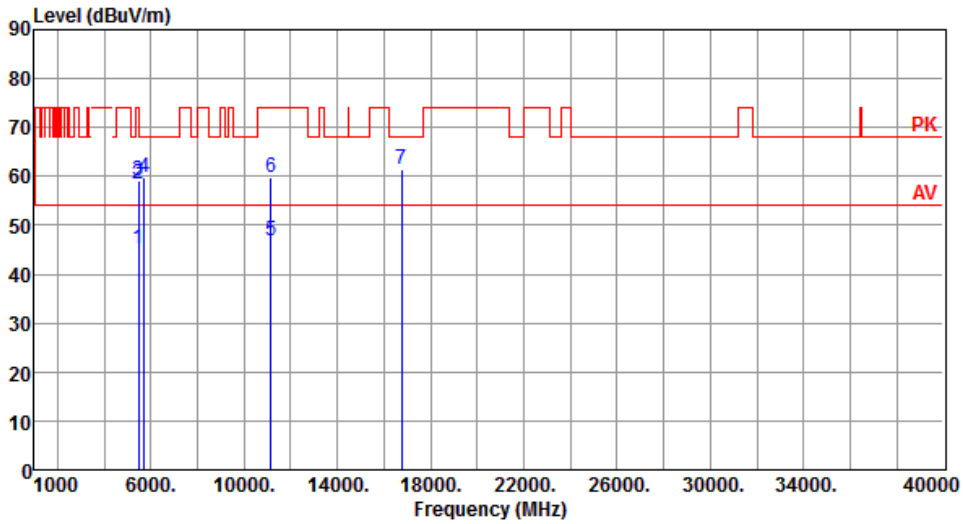

	Freq. MHz	Emission level dBuV/m	Limit dBuV/m	Margin dB	SA reading dBuV	Factor dB	Remark	ANT High cm	Turn Table deg
1	5460.00	45.26	54.00	-8.74	40.81	4.45	Average	100	152
2	5460.00	58.51	74.00	-15.49	54.06	4.45	Peak	100	152
3	5470.00	59.15	68.20	-9.05	54.65	4.50	Peak	100	152
4	5725.00	59.68	68.20	-8.52	54.83	4.85	Peak	100	152
5	11160.00	46.69	54.00	-7.31	32.31	14.38	Average	100	48
6	11160.00	59.92	74.00	-14.08	45.54	14.38	Peak	100	48
7	16740.00	61.42	68.20	-6.78	43.95	17.47	Peak	100	14

Note 1: Emission Level (dBuV/m) = SA Reading (dBuV/m) + Factor* (dB)
*Factor includes antenna factor , cable loss and amplifier gain
Note 2: Margin (dB) = Emission level (dBuV/m) – Limit (dBuV/m).

Modulation	ax HE20	Test Freq. (MHz)	5700
Polarization	Horizontal		

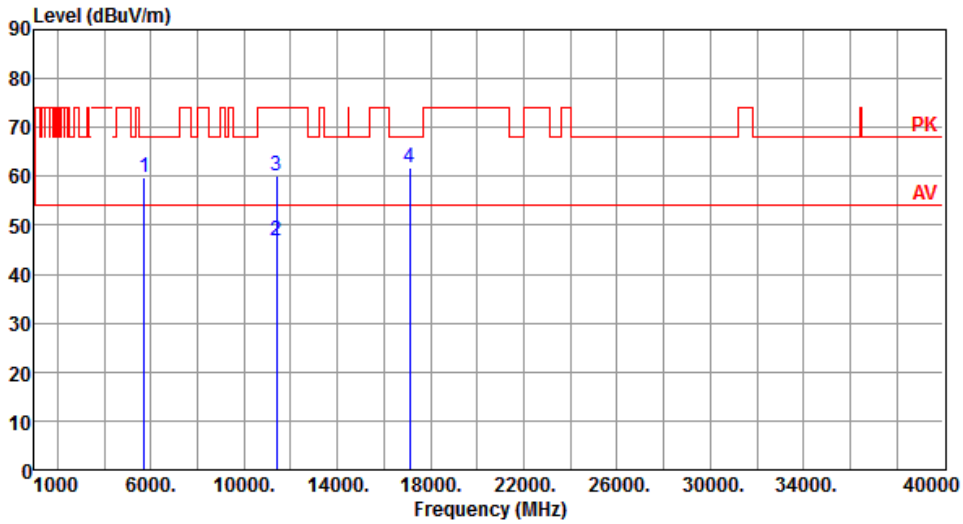

	Freq. MHz	Emission level dBuV/m	Limit dBuV/m	Margin dB	SA reading dBuV	Factor dB	Remark	ANT High cm	Turn Table deg
1	5725.00	59.81	68.20	-8.39	54.96	4.85	Peak	205	158
2	11400.00	46.91	54.00	-7.09	32.23	14.68	Average	100	62
3	11400.00	60.25	74.00	-13.75	45.57	14.68	Peak	100	62
4	17100.00	61.65	68.20	-6.55	43.97	17.68	Peak	100	58

Note 1: Emission Level (dBuV/m) = SA Reading (dBuV/m) + Factor* (dB)
*Factor includes antenna factor , cable loss and amplifier gain
Note 2: Margin (dB) = Emission level (dBuV/m) – Limit (dBuV/m).

Modulation	ax HE20	Test Freq. (MHz)	5700
Polarization	Vertical		

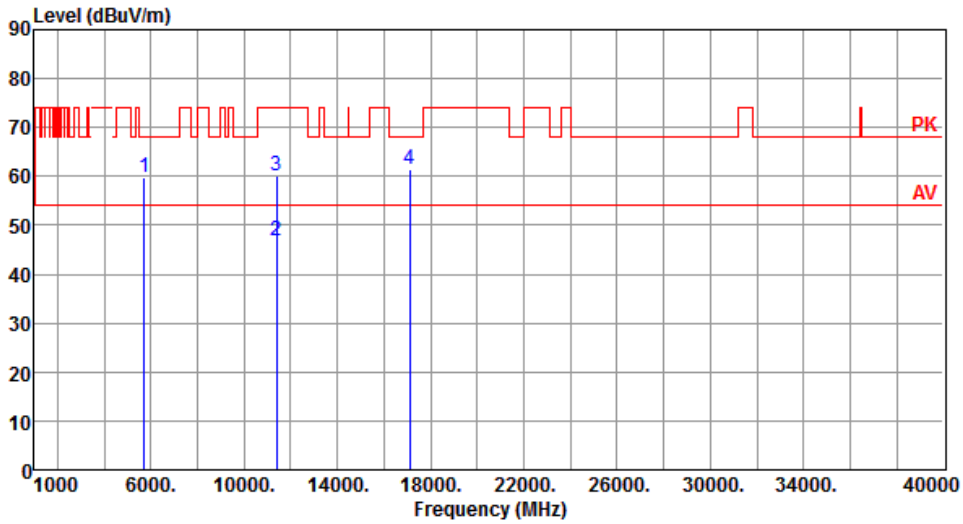

	Freq. MHz	Emission level dBuV/m	Limit dBuV/m	Margin dB	SA reading dBuV	Factor dB	Remark	ANT High cm	Turn Table deg
1	5725.00	59.74	68.20	-8.46	54.89	4.85	Peak	100	146
2	11400.00	46.88	54.00	-7.12	32.20	14.68	Average	100	52
3	11400.00	60.12	74.00	-13.88	45.44	14.68	Peak	100	52
4	17100.00	61.52	68.20	-6.68	43.84	17.68	Peak	100	33

Note 1: Emission Level (dBuV/m) = SA Reading (dBuV/m) + Factor* (dB)
*Factor includes antenna factor , cable loss and amplifier gain
Note 2: Margin (dB) = Emission level (dBuV/m) – Limit (dBuV/m).

Modulation	ax HE20	Test Freq. (MHz)	5720
Polarization	Horizontal		

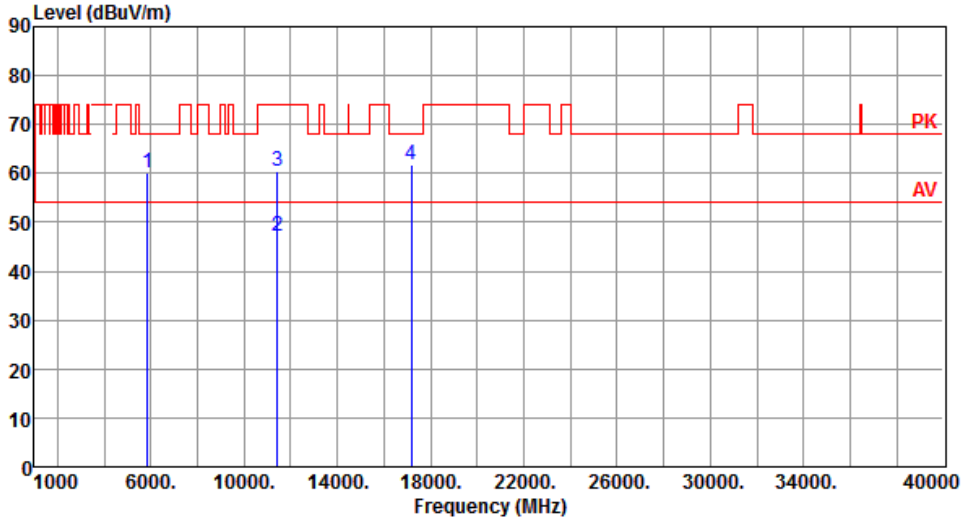

	Freq. MHz	Emission level dBuV/m	Limit dBuV/m	Margin dB	SA reading dBuV	Factor dB	Remark	ANT High cm	Turn Table deg
1	5850.00	60.19	68.20	-8.01	54.74	5.45	Peak	224	141
2	11440.00	47.22	54.00	-6.78	32.56	14.66	Average	100	21
3	11440.00	60.36	74.00	-13.64	45.70	14.66	Peak	100	21
4	17160.00	61.92	68.20	-6.28	44.27	17.65	Peak	100	54

Note 1: Emission Level (dBuV/m) = SA Reading (dBuV/m) + Factor* (dB)
*Factor includes antenna factor , cable loss and amplifier gain
Note 2: Margin (dB) = Emission level (dBuV/m) – Limit (dBuV/m).

Modulation	ax HE20	Test Freq. (MHz)	5720
Polarization	Vertical		

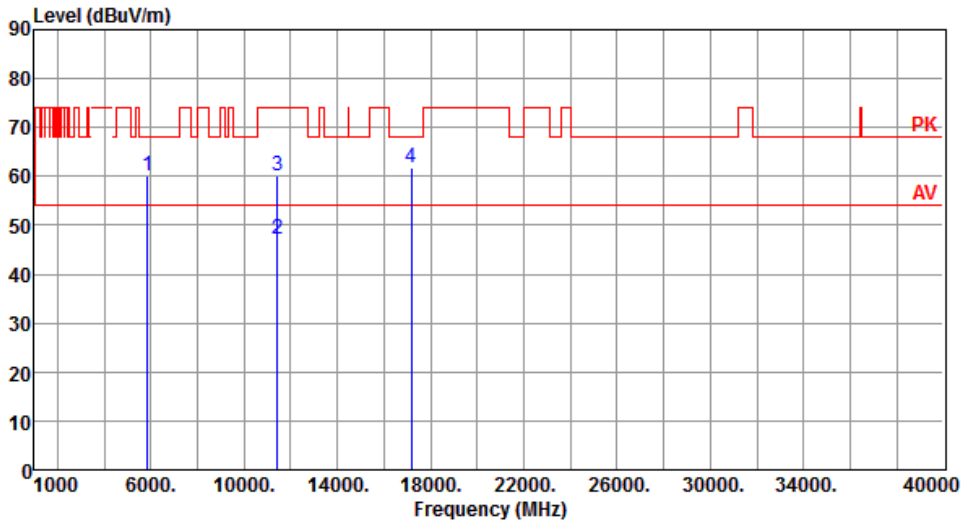

	Freq. MHz	Emission level dBuV/m	Limit dBuV/m	Margin dB	SA reading dBuV	Factor dB	Remark	ANT High cm	Turn Table deg
1	5850.00	60.04	68.20	-8.16	54.59	5.45	Peak	100	155
2	11440.00	47.14	54.00	-6.86	32.48	14.66	Average	100	25
3	11440.00	60.25	74.00	-13.75	45.59	14.66	Peak	100	25
4	17160.00	61.77	68.20	-6.43	44.12	17.65	Peak	100	93

Note 1: Emission Level (dBuV/m) = SA Reading (dBuV/m) + Factor* (dB)
*Factor includes antenna factor , cable loss and amplifier gain
Note 2: Margin (dB) = Emission level (dBuV/m) – Limit (dBuV/m).

3.5.10 Transmitter Radiated Unwanted Emissions (Above 1GHz) for ax HE40

Modulation	ax HE40	**Test Freq. (MHz)**	5190
Polarization	Horizontal		

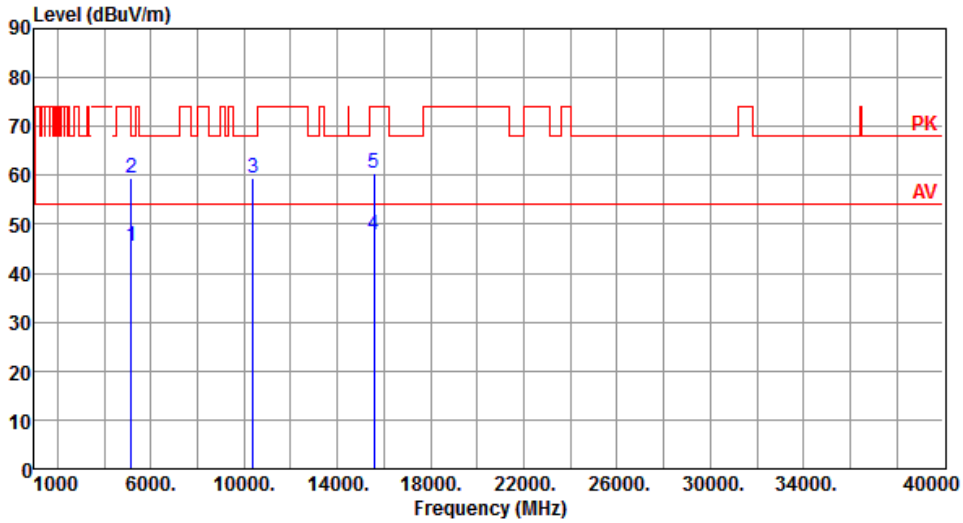

	Freq. MHz	Emission level dBuV/m	Limit dBuV/m	Margin dB	SA reading dBuV	Factor dB	Remark	ANT High cm	Turn Table deg
1	5150.00	45.62	54.00	-8.38	40.98	4.64	Average	222	116
2	5150.00	59.49	74.00	-14.51	54.85	4.64	Peak	222	116
3	10380.00	59.36	68.20	-8.84	45.12	14.24	Peak	100	22
4	15570.00	47.68	54.00	-6.32	32.90	14.78	Average	100	45
5	15570.00	60.59	74.00	-13.41	45.81	14.78	Peak	100	45

Note 1: Emission Level (dBuV/m) = SA Reading (dBuV/m) + Factor* (dB)
*Factor includes antenna factor , cable loss and amplifier gain
Note 2: Margin (dB) = Emission level (dBuV/m) – Limit (dBuV/m).

Modulation	ax HE40	Test Freq. (MHz)	5190
Polarization	Vertical		

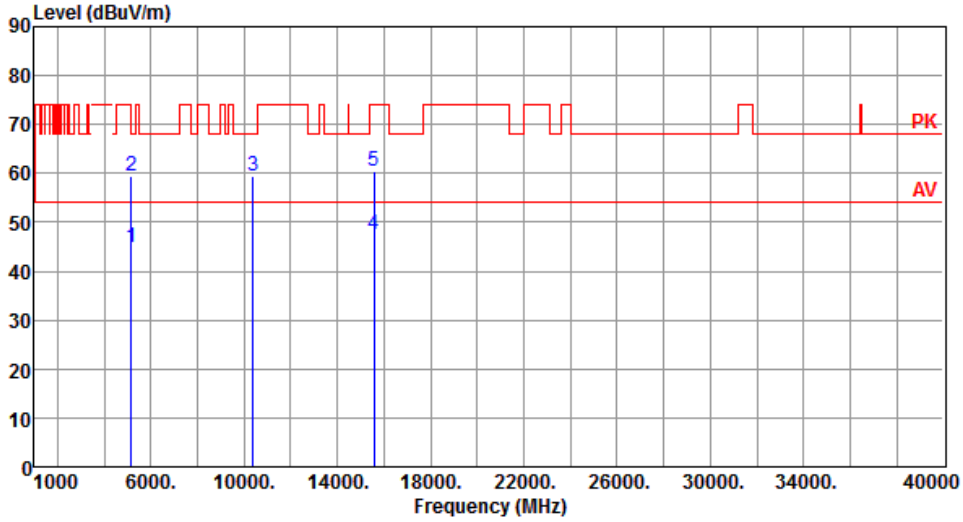

	Freq. MHz	Emission level dBuV/m	Limit dBuV/m	Margin dB	SA reading dBuV	Factor dB	Remark	ANT High cm	Turn Table deg
1	5150.00	44.77	54.00	-9.23	40.13	4.64	Average	100	141
2	5150.00	59.31	74.00	-14.69	54.67	4.64	Peak	100	141
3	10380.00	59.29	68.20	-8.91	45.05	14.24	Peak	100	35
4	15570.00	47.52	54.00	-6.48	32.74	14.78	Average	100	39
5	15570.00	60.48	74.00	-13.52	45.70	14.78	Peak	100	39

Note 1: Emission Level (dBuV/m) = SA Reading (dBuV/m) + Factor* (dB)
*Factor includes antenna factor , cable loss and amplifier gain
Note 2: Margin (dB) = Emission level (dBuV/m) – Limit (dBuV/m).

Modulation	ax HE40	Test Freq. (MHz)	5230
Polarization	Horizontal		

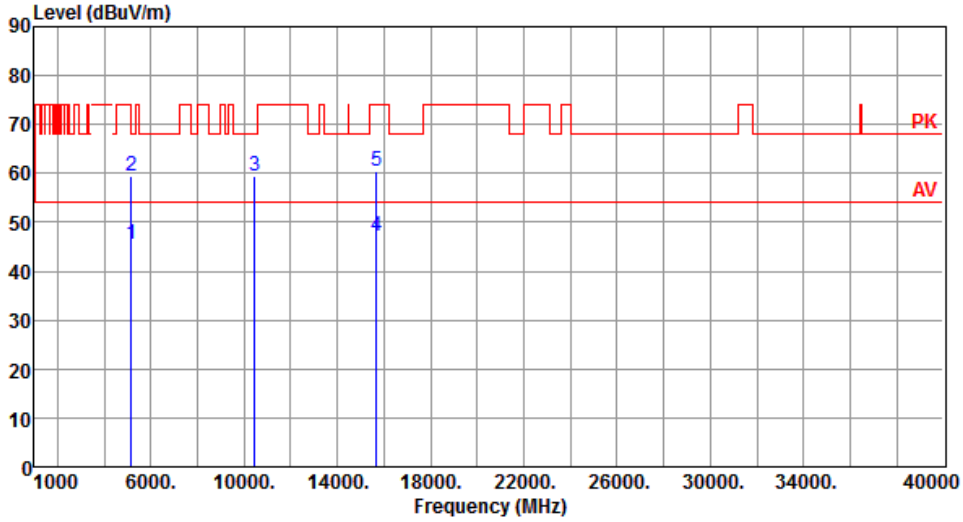

	Freq. MHz	Emission level dBuV/m	Limit dBuV/m	Margin dB	SA reading dBuV	Factor dB	Remark	ANT High cm	Turn Table deg
1	5150.00	45.59	54.00	-8.41	40.95	4.64	Average	222	115
2	5150.00	59.38	74.00	-14.62	54.74	4.64	Peak	222	115
3	10460.00	59.41	68.20	-8.79	44.99	14.42	Peak	100	25
4	15690.00	47.25	54.00	-6.75	32.99	14.26	Average	100	38
5	15690.00	60.31	74.00	-13.69	46.05	14.26	Peak	100	38

Note 1: Emission Level (dBuV/m) = SA Reading (dBuV/m) + Factor* (dB)
*Factor includes antenna factor , cable loss and amplifier gain
Note 2: Margin (dB) = Emission level (dBuV/m) – Limit (dBuV/m).

Modulation	ax HE40	Test Freq. (MHz)	5230
Polarization	Vertical		

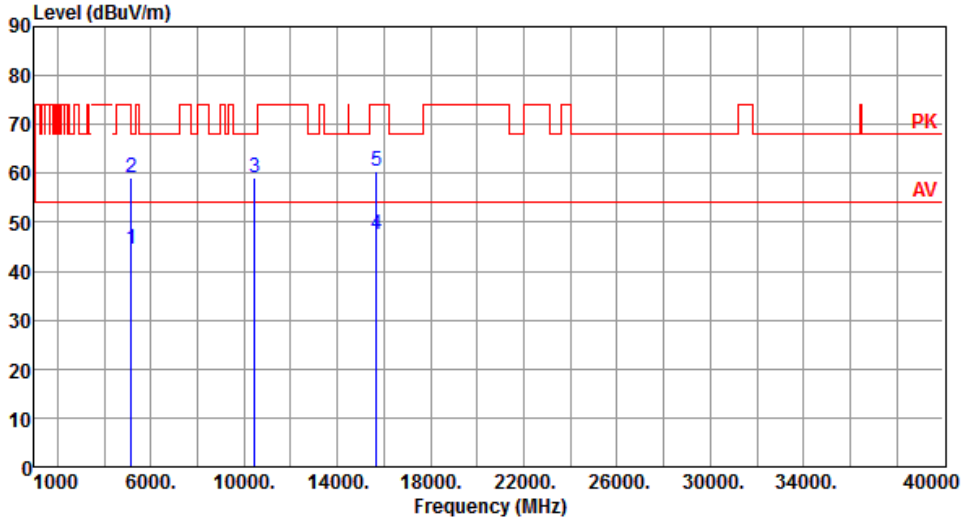

	Freq. MHz	Emission level dBuV/m	Limit dBuV/m	Margin dB	SA reading dBuV	Factor dB	Remark	ANT High cm	Turn Table deg
1	5150.00	44.65	54.00	-9.35	40.01	4.64	Average	100	144
2	5150.00	59.22	74.00	-14.78	54.58	4.64	Peak	100	144
3	10460.00	59.15	68.20	-9.05	44.73	14.42	Peak	100	31
4	15690.00	47.44	54.00	-6.56	33.18	14.26	Average	100	31
5	15690.00	60.29	74.00	-13.71	46.03	14.26	Peak	100	31

Note 1: Emission Level (dBuV/m) = SA Reading (dBuV/m) + Factor* (dB)
*Factor includes antenna factor , cable loss and amplifier gain
Note 2: Margin (dB) = Emission level (dBuV/m) – Limit (dBuV/m).

Modulation	ax HE40	Test Freq. (MHz)	5270
Polarization	Horizontal		

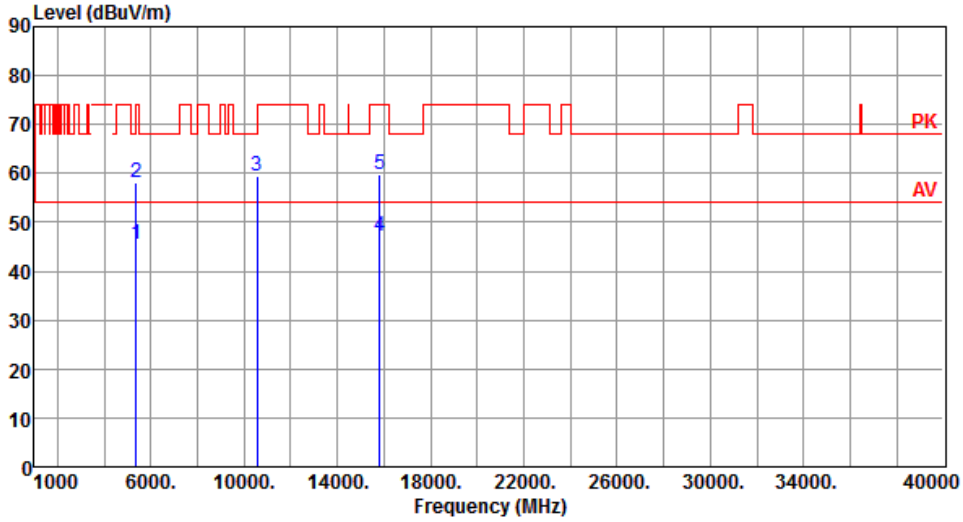

	Freq. MHz	Emission level dBuV/m	Limit dBuV/m	Margin dB	SA reading dBuV	Factor dB	Remark	ANT High cm	Turn Table deg
1	5350.00	45.36	54.00	-8.64	41.42	3.94	Average	215	119
2	5350.00	58.21	74.00	-15.79	54.27	3.94	Peak	215	119
3	10540.00	59.32	68.20	-8.88	44.90	14.42	Peak	100	39
4	15810.00	47.21	54.00	-6.79	33.03	14.18	Average	100	56
5	15810.00	59.93	74.00	-14.07	45.75	14.18	Peak	100	56

Note 1: Emission Level (dBuV/m) = SA Reading (dBuV/m) + Factor* (dB)
*Factor includes antenna factor , cable loss and amplifier gain
Note 2: Margin (dB) = Emission level (dBuV/m) – Limit (dBuV/m).

Modulation	ax HE40	Test Freq. (MHz)	5270
Polarization	Vertical		

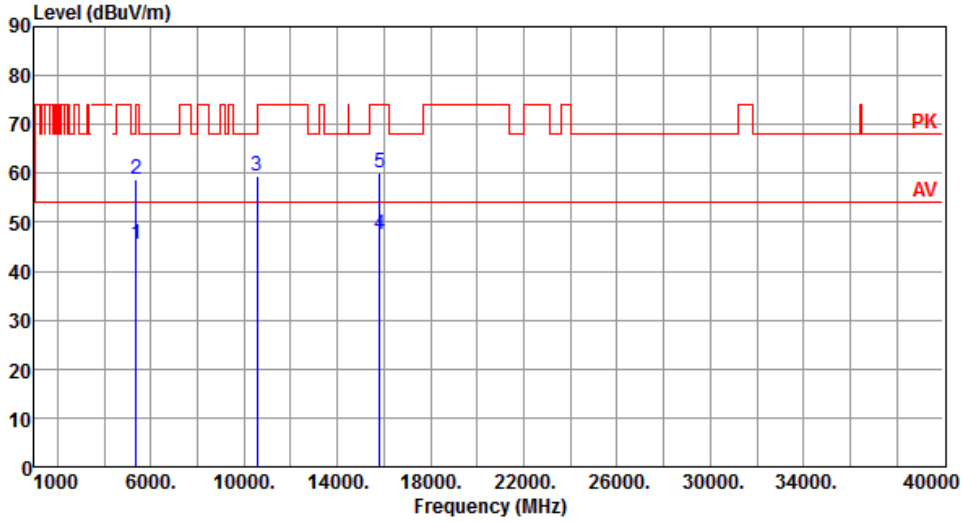

	Freq. MHz	Emission level dBuV/m	Limit dBuV/m	Margin dB	SA reading dBuV	Factor dB	Remark	ANT High cm	Turn Table deg
1	5350.00	45.38	54.00	-8.62	41.44	3.94	Average	105	141
2	5350.00	58.69	74.00	-15.31	54.75	3.94	Peak	105	141
3	10540.00	59.44	68.20	-8.76	45.02	14.42	Peak	100	11
4	15810.00	47.42	54.00	-6.58	33.24	14.18	Average	100	33
5	15810.00	60.02	74.00	-13.98	45.84	14.18	Peak	100	33

Note 1: Emission Level (dBuV/m) = SA Reading (dBuV/m) + Factor* (dB)
*Factor includes antenna factor , cable loss and amplifier gain
Note 2: Margin (dB) = Emission level (dBuV/m) – Limit (dBuV/m).

Modulation	ax HE40	Test Freq. (MHz)	5310
Polarization	Horizontal		

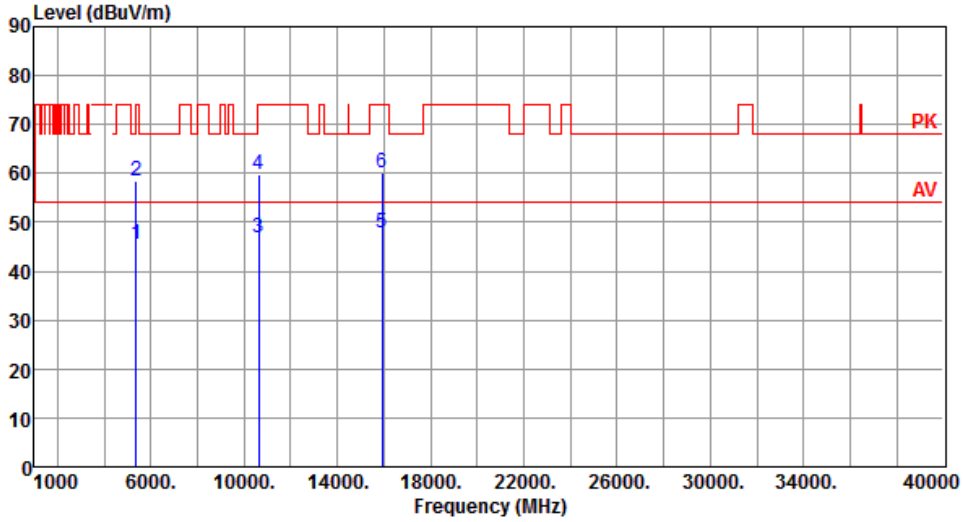

	Freq. MHz	Emission level dBuV/m	Limit dBuV/m	Margin dB	SA reading dBuV	Factor dB	Remark	ANT High cm	Turn Table deg
1	5350.00	45.41	54.00	-8.59	41.47	3.94	Average	215	117
2	5350.00	58.36	74.00	-15.64	54.42	3.94	Peak	215	117
3	10620.00	46.81	54.00	-7.19	32.47	14.34	Average	100	25
4	10620.00	59.62	74.00	-14.38	45.28	14.34	Peak	100	25
5	15930.00	47.69	54.00	-6.31	33.46	14.23	Average	100	42
6	15930.00	60.02	74.00	-13.98	45.79	14.23	Peak	100	42

Note 1: Emission Level (dBuV/m) = SA Reading (dBuV/m) + Factor* (dB)
*Factor includes antenna factor , cable loss and amplifier gain
Note 2: Margin (dB) = Emission level (dBuV/m) – Limit (dBuV/m).

Modulation	ax HE40	Test Freq. (MHz)	5310
Polarization	Vertical		

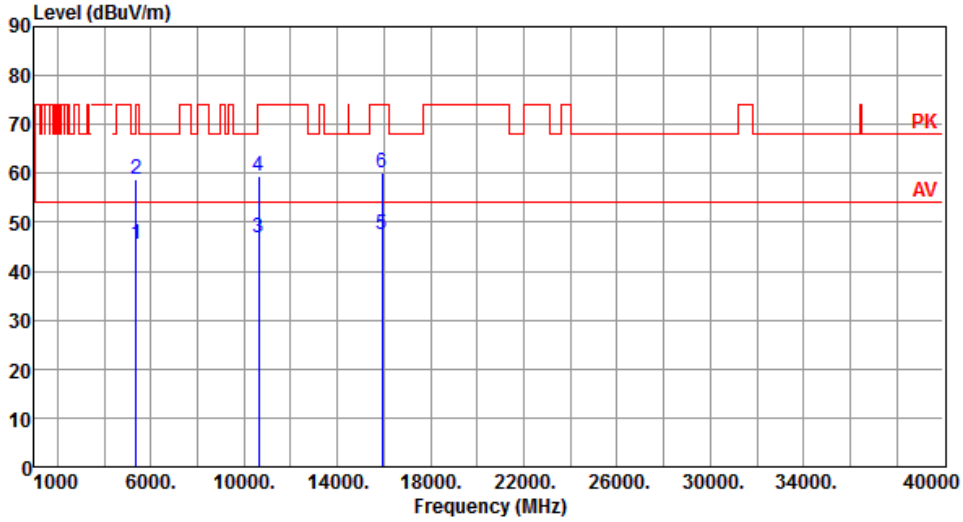

	Freq. MHz	Emission level dBuV/m	Limit dBuV/m	Margin dB	SA reading dBuV	Factor dB	Remark	ANT High cm	Turn Table deg
1	5350.00	45.47	54.00	-8.53	41.53	3.94	Average	105	144
2	5350.00	58.81	74.00	-15.19	54.87	3.94	Peak	105	144
3	10620.00	46.72	54.00	-7.28	32.38	14.34	Average	100	29
4	10620.00	59.58	74.00	-14.42	45.24	14.34	Peak	100	29
5	15930.00	47.55	54.00	-6.45	33.32	14.23	Average	100	38
6	15930.00	60.06	74.00	-13.94	45.83	14.23	Peak	100	38

Note 1: Emission Level (dBuV/m) = SA Reading (dBuV/m) + Factor* (dB)
*Factor includes antenna factor , cable loss and amplifier gain
Note 2: Margin (dB) = Emission level (dBuV/m) – Limit (dBuV/m).

Modulation	ax HE40	Test Freq. (MHz)	5510
Polarization	Horizontal		

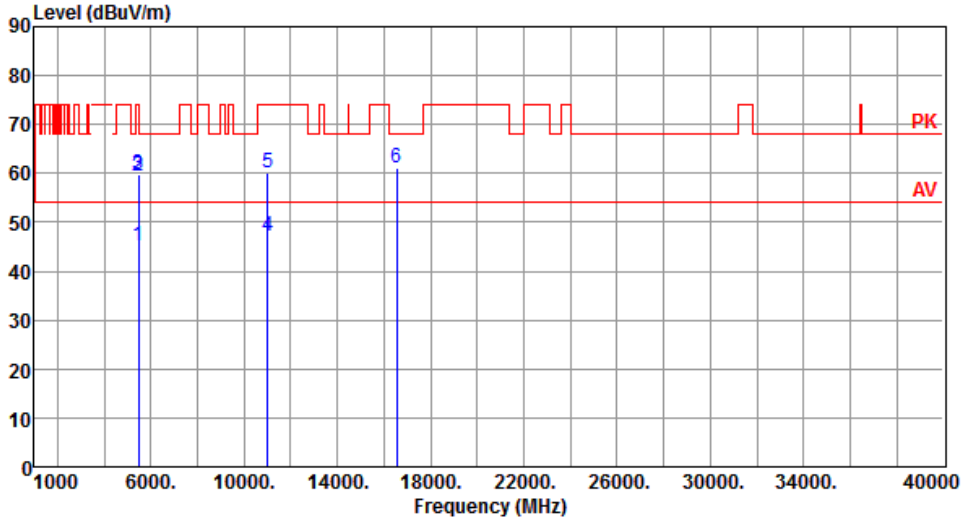

	Freq. MHz	Emission level dBuV/m	Limit dBuV/m	Margin dB	SA reading dBuV	Factor dB	Remark	ANT High cm	Turn Table deg
1	5460.00	45.13	54.00	-8.87	40.68	4.45	Average	212	119
2	5460.00	59.58	74.00	-14.42	55.13	4.45	Peak	212	119
3	5470.00	59.73	68.20	-8.47	55.23	4.50	Peak	212	119
4	11020.00	47.15	54.00	-6.85	32.34	14.81	Average	100	22
5	11020.00	60.24	74.00	-13.76	45.43	14.81	Peak	100	22
6	16530.00	61.14	68.20	-7.06	44.81	16.33	Peak	100	55

Note 1: Emission Level (dBuV/m) = SA Reading (dBuV/m) + Factor* (dB)
*Factor includes antenna factor , cable loss and amplifier gain
Note 2: Margin (dB) = Emission level (dBuV/m) – Limit (dBuV/m).

Modulation	ax HE40	Test Freq. (MHz)	5510
Polarization	Vertical		

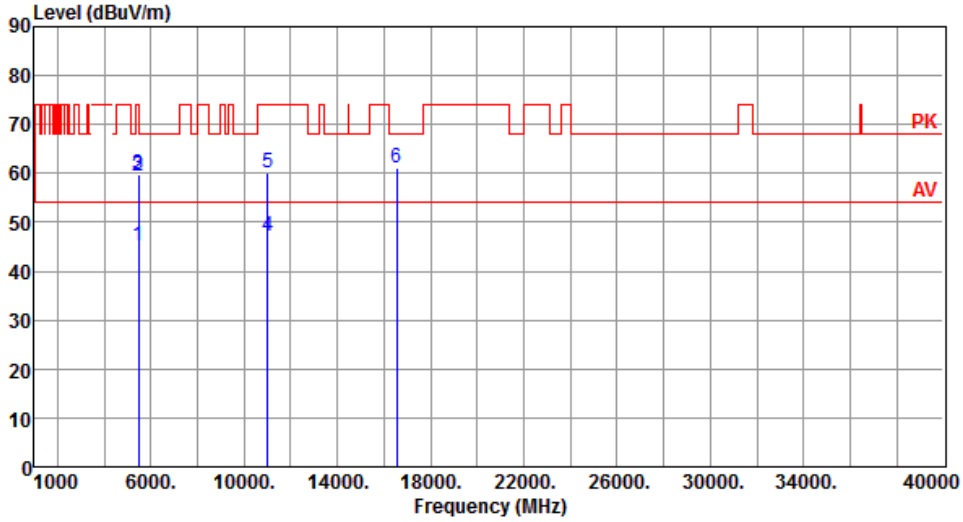

	Freq. MHz	Emission level dBuV/m	Limit dBuV/m	Margin dB	SA reading dBuV	Factor dB	Remark	ANT High cm	Turn Table deg
1	5460.00	45.02	54.00	-8.98	40.57	4.45	Average	106	142
2	5460.00	59.41	74.00	-14.59	54.96	4.45	Peak	106	142
3	5470.00	59.66	68.20	-8.54	55.16	4.50	Peak	106	142
4	11020.00	47.08	54.00	-6.92	32.27	14.81	Average	100	34
5	11020.00	60.12	74.00	-13.88	45.31	14.81	Peak	100	34
6	16530.00	61.22	68.20	-6.98	44.89	16.33	Peak	100	39

Note 1: Emission Level (dBuV/m) = SA Reading (dBuV/m) + Factor* (dB)
*Factor includes antenna factor , cable loss and amplifier gain
Note 2: Margin (dB) = Emission level (dBuV/m) – Limit (dBuV/m).

Modulation	ax HE40	Test Freq. (MHz)	5590
Polarization	Horizontal		

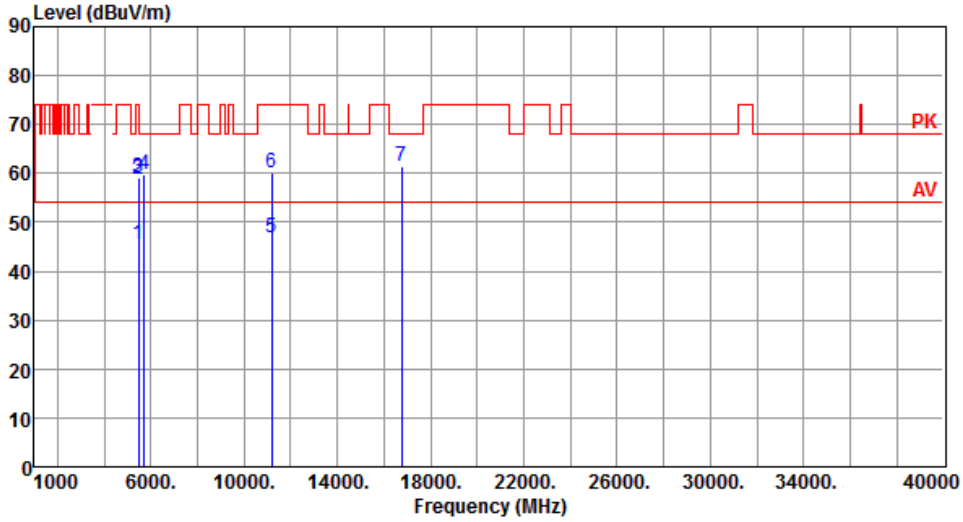

	Freq. MHz	Emission level dBuV/m	Limit dBuV/m	Margin dB	SA reading dBuV	Factor dB	Remark	ANT High cm	Turn Table deg
1	5460.00	45.42	54.00	-8.58	40.97	4.45	Average	204	117
2	5460.00	58.69	74.00	-15.31	54.24	4.45	Peak	204	117
3	5470.00	59.28	68.20	-8.92	54.78	4.50	Peak	204	117
4	5725.00	59.65	68.20	-8.55	54.80	4.85	Peak	204	117
5	11180.00	46.79	54.00	-7.21	32.46	14.33	Average	100	26
6	11180.00	59.98	74.00	-14.02	45.65	14.33	Peak	100	26
7	16770.00	61.52	68.20	-6.68	43.94	17.58	Peak	100	42

Note 1: Emission Level (dBuV/m) = SA Reading (dBuV/m) + Factor* (dB)
*Factor includes antenna factor , cable loss and amplifier gain
Note 2: Margin (dB) = Emission level (dBuV/m) – Limit (dBuV/m).

Modulation	ax HE40	Test Freq. (MHz)	5590
Polarization	Vertical		

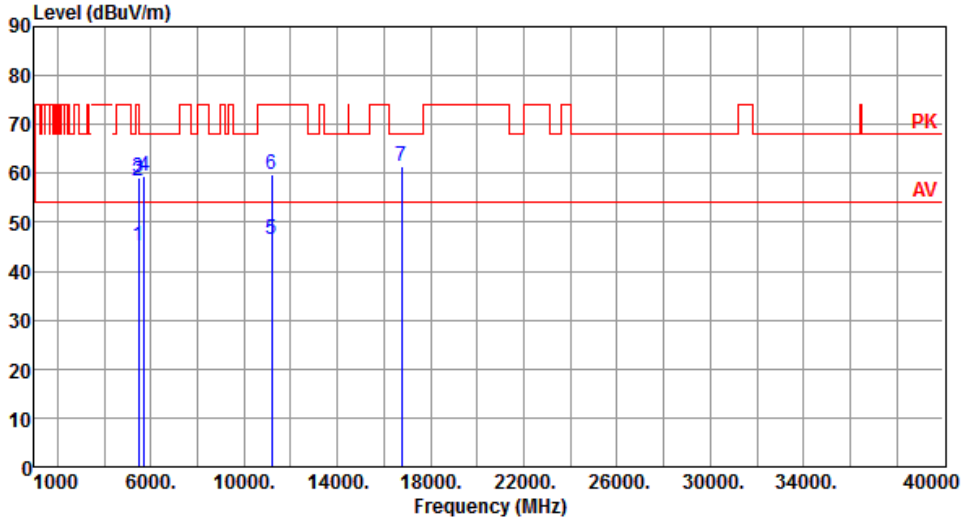

	Freq. MHz	Emission level dBuV/m	Limit dBuV/m	Margin dB	SA reading dBuV	Factor dB	Remark	ANT High cm	Turn Table deg
1	5460.00	45.31	54.00	-8.69	40.86	4.45	Average	104	134
2	5460.00	58.45	74.00	-15.55	54.00	4.45	Peak	104	134
3	5470.00	59.02	68.20	-9.18	54.52	4.50	Peak	104	134
4	5725.00	59.36	68.20	-8.84	54.51	4.85	Peak	104	134
5	11180.00	46.54	54.00	-7.46	32.21	14.33	Average	100	48
6	11180.00	59.81	74.00	-14.19	45.48	14.33	Peak	100	48
7	16770.00	61.43	68.20	-6.77	43.85	17.58	Peak	100	35

Note 1: Emission Level (dBuV/m) = SA Reading (dBuV/m) + Factor* (dB)
*Factor includes antenna factor , cable loss and amplifier gain
Note 2: Margin (dB) = Emission level (dBuV/m) – Limit (dBuV/m).

Modulation	ax HE40	Test Freq. (MHz)	5670
Polarization	Horizontal		

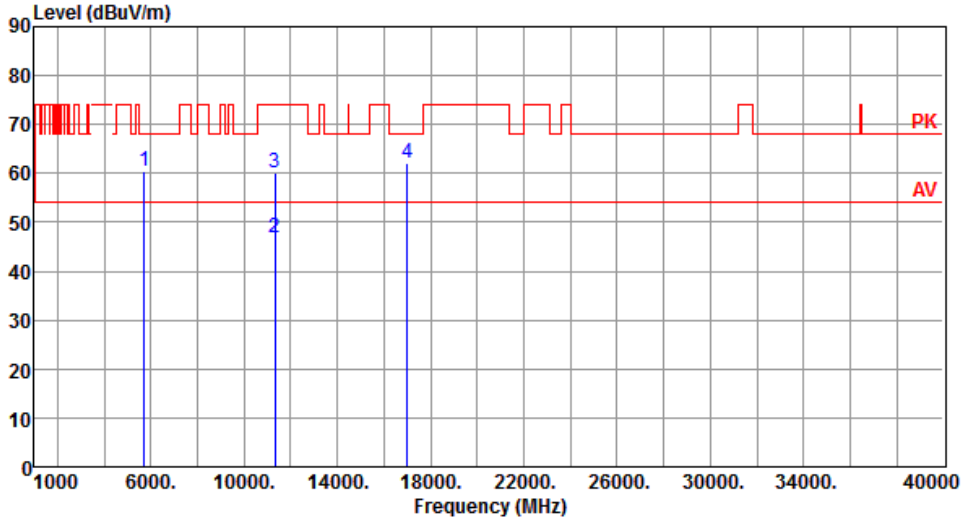

	Freq. MHz	Emission level dBuV/m	Limit dBuV/m	Margin dB	SA reading dBuV	Factor dB	Remark	ANT High cm	Turn Table deg
1	5725.00	60.36	68.20	-7.84	55.51	4.85	Peak	198	113
2	11340.00	46.95	54.00	-7.05	32.48	14.47	Average	100	33
3	11340.00	60.08	74.00	-13.92	45.61	14.47	Peak	100	33
4	17010.00	62.21	68.20	-5.99	44.32	17.89	Peak	100	35

Note 1: Emission Level (dBuV/m) = SA Reading (dBuV/m) + Factor* (dB)
*Factor includes antenna factor , cable loss and amplifier gain
Note 2: Margin (dB) = Emission level (dBuV/m) – Limit (dBuV/m).

Modulation	ax HE40	Test Freq. (MHz)	5670
Polarization	Vertical		

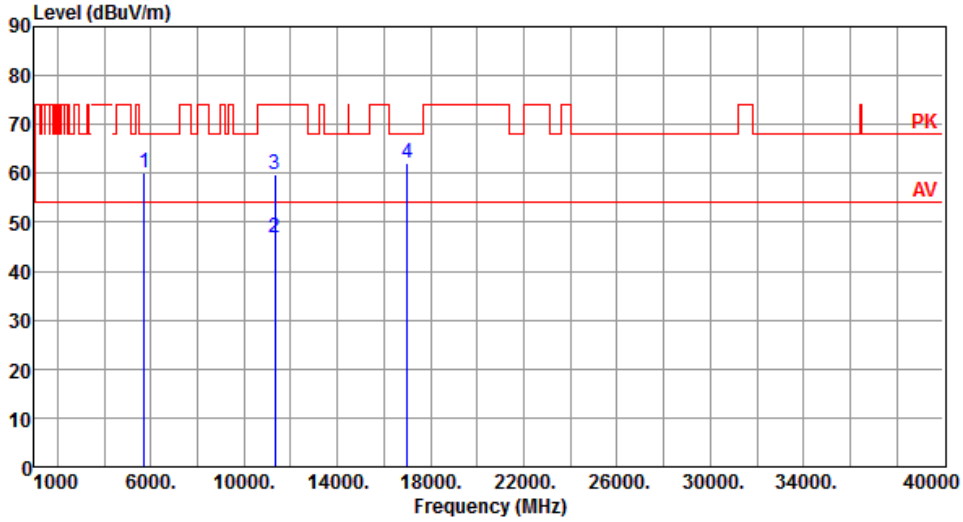

	Freq. MHz	Emission level dBuV/m	Limit dBuV/m	Margin dB	SA reading dBuV	Factor dB	Remark	ANT High cm	Turn Table deg
1	5725.00	60.06	68.20	-8.14	55.21	4.85	Peak	105	135
2	11340.00	46.78	54.00	-7.22	32.31	14.47	Average	100	15
3	11340.00	59.92	74.00	-14.08	45.45	14.47	Peak	100	15
4	17010.00	62.04	68.20	-6.16	44.15	17.89	Peak	100	49

Note 1: Emission Level (dBuV/m) = SA Reading (dBuV/m) + Factor* (dB)
*Factor includes antenna factor , cable loss and amplifier gain
Note 2: Margin (dB) = Emission level (dBuV/m) – Limit (dBuV/m).

Modulation	ax HE40	Test Freq. (MHz)	5710
Polarization	Horizontal		

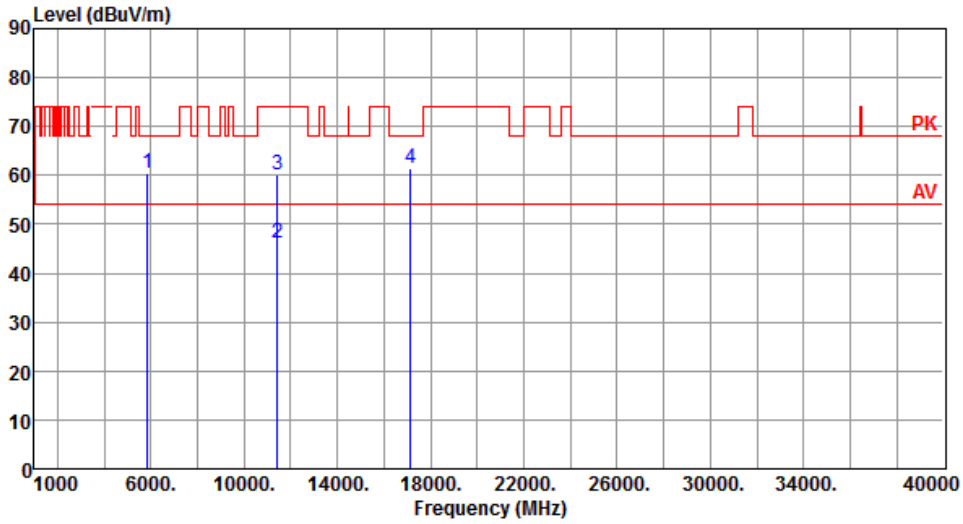

	Freq. MHz	Emission level dBuV/m	Limit dBuV/m	Margin dB	SA reading dBuV	Factor dB	Remark	ANT High cm	Turn Table deg
1	5850.00	60.58	68.20	-7.62	55.13	5.45	Peak	196	115
2	11420.00	46.05	54.00	-7.95	31.38	14.67	Average	100	39
3	11420.00	60.11	74.00	-13.89	45.44	14.67	Peak	100	39
4	17130.00	61.58	68.20	-6.62	43.91	17.67	Peak	100	32

Note 1: Emission Level (dBuV/m) = SA Reading (dBuV/m) + Factor* (dB)
*Factor includes antenna factor , cable loss and amplifier gain
Note 2: Margin (dB) = Emission level (dBuV/m) – Limit (dBuV/m).

Modulation	ax HE40	Test Freq. (MHz)	5710
Polarization	Vertical		

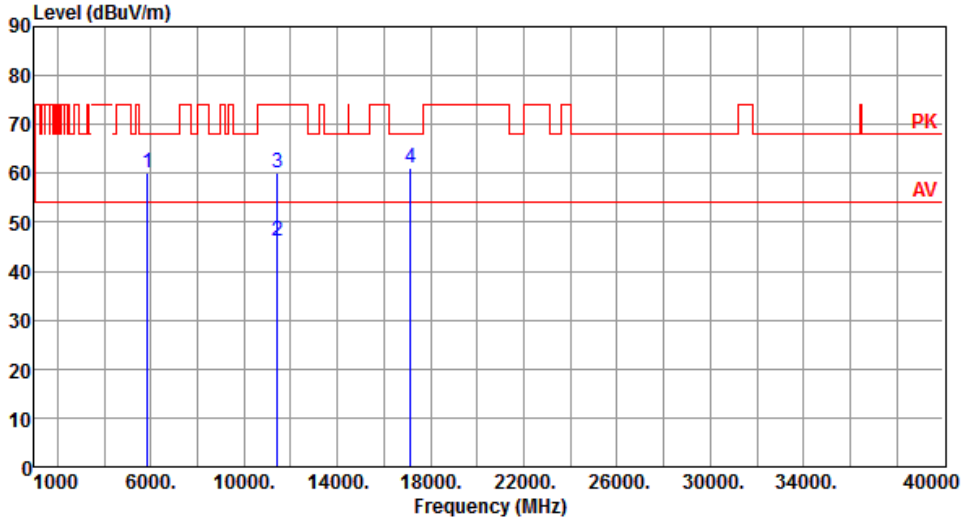

	Freq. MHz	Emission level dBuV/m	Limit dBuV/m	Margin dB	SA reading dBuV	Factor dB	Remark	ANT High cm	Turn Table deg
1	5850.00	60.21	68.20	-7.99	54.76	5.45	Peak	106	134
2	11420.00	46.14	54.00	-7.86	31.47	14.67	Average	100	44
3	11420.00	60.25	74.00	-13.75	45.58	14.67	Peak	100	44
4	17130.00	61.24	68.20	-6.96	43.57	17.67	Peak	100	55

Note 1: Emission Level (dBuV/m) = SA Reading (dBuV/m) + Factor* (dB)
*Factor includes antenna factor , cable loss and amplifier gain
Note 2: Margin (dB) = Emission level (dBuV/m) – Limit (dBuV/m).

3.5.11 Transmitter Radiated Unwanted Emissions (Above 1GHz) for ax HE80

Modulation	ax HE80	Test Freq. (MHz)	5210
Polarization	Horizontal		

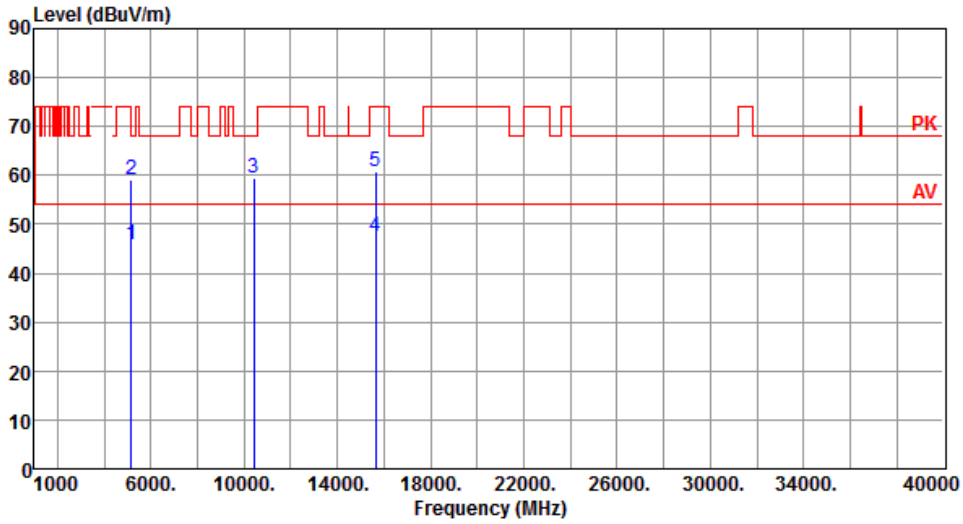

	Freq. MHz	Emission level dBuV/m	Limit dBuV/m	Margin dB	SA reading dBuV	Factor dB	Remark	ANT High cm	Turn Table deg
1	5150.00	45.78	54.00	-8.22	41.14	4.64	Average	212	116
2	5150.00	59.17	74.00	-14.83	54.53	4.64	Peak	212	116
3	10420.00	59.57	68.20	-8.63	45.23	14.34	Peak	100	50
4	15630.00	47.63	54.00	-6.37	33.12	14.51	Average	100	40
5	15630.00	60.65	74.00	-13.35	46.14	14.51	Peak	100	40

Note 1: Emission Level (dBuV/m) = SA Reading (dBuV/m) + Factor* (dB)
*Factor includes antenna factor , cable loss and amplifier gain
Note 2: Margin (dB) = Emission level (dBuV/m) – Limit (dBuV/m).

Modulation	ax HE80	Test Freq. (MHz)	5210
Polarization	Vertical		

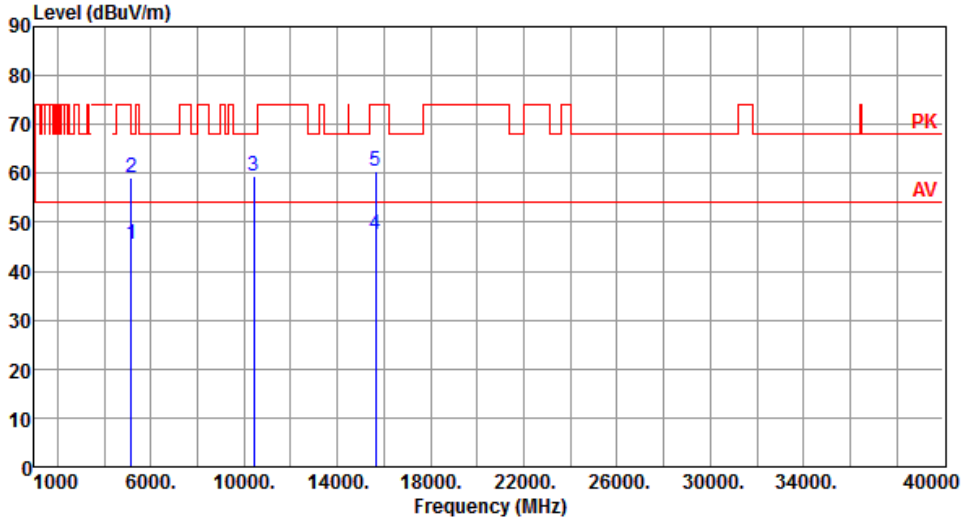

	Freq. MHz	Emission level dBuV/m	Limit dBuV/m	Margin dB	SA reading dBuV	Factor dB	Remark	ANT High cm	Turn Table deg
1	5150.00	45.57	54.00	-8.43	40.93	4.64	Average	100	155
2	5150.00	58.97	74.00	-15.03	54.33	4.64	Peak	100	155
3	10420.00	59.45	68.20	-8.75	45.11	14.34	Peak	100	25
4	15630.00	47.59	54.00	-6.41	33.08	14.51	Average	100	33
5	15630.00	60.52	74.00	-13.48	46.01	14.51	Peak	100	33

Note 1: Emission Level (dBuV/m) = SA Reading (dBuV/m) + Factor* (dB)
*Factor includes antenna factor , cable loss and amplifier gain
Note 2: Margin (dB) = Emission level (dBuV/m) – Limit (dBuV/m).

Modulation	ax HE80	Test Freq. (MHz)	5290
Polarization	Horizontal		

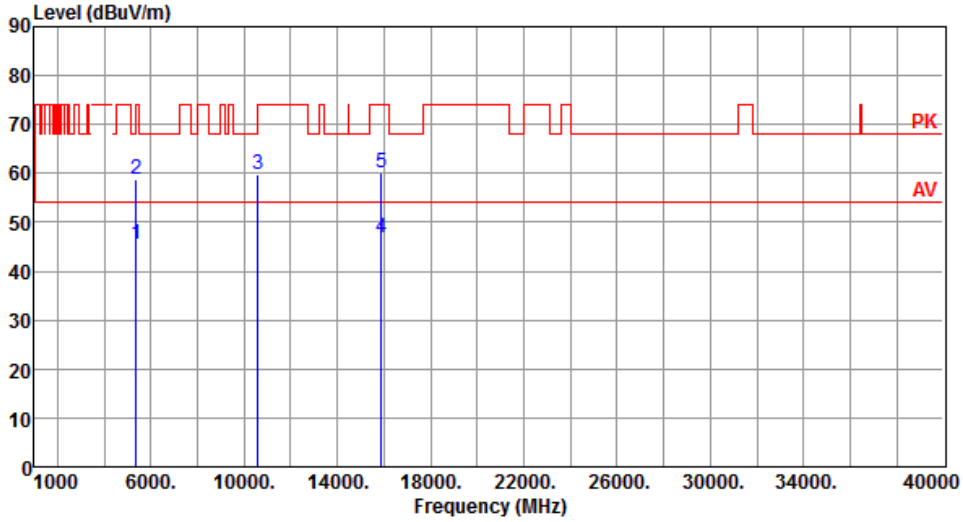

	Freq. MHz	Emission level dBuV/m	Limit dBuV/m	Margin dB	SA reading dBuV	Factor dB	Remark	ANT High cm	Turn Table deg
1	5350.00	45.42	54.00	-8.58	41.48	3.94	Average	230	120
2	5350.00	58.81	74.00	-15.19	54.87	3.94	Peak	230	120
3	10580.00	59.79	68.20	-8.41	45.47	14.32	Peak	100	80
4	15870.00	46.92	54.00	-7.08	32.69	14.23	Average	100	40
5	15870.00	60.20	74.00	-13.80	45.97	14.23	Peak	100	40

Note 1: Emission Level (dBuV/m) = SA Reading (dBuV/m) + Factor* (dB)
*Factor includes antenna factor , cable loss and amplifier gain
Note 2: Margin (dB) = Emission level (dBuV/m) – Limit (dBuV/m).

Modulation	ax HE80	Test Freq. (MHz)	5290
Polarization	Vertical		

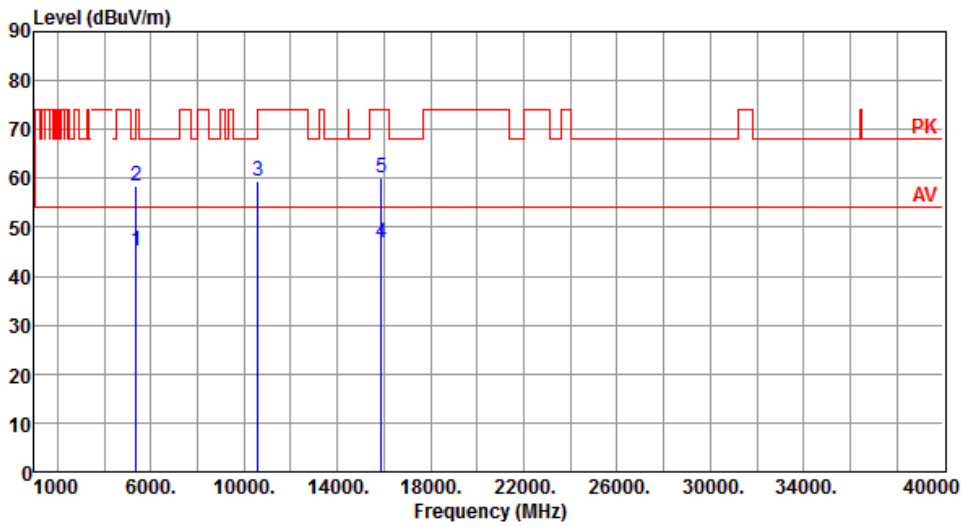

	Freq. MHz	Emission level dBuV/m	Limit dBuV/m	Margin dB	SA reading dBuV	Factor dB	Remark	ANT High cm	Turn Table deg
1	5350.00	45.27	54.00	-8.73	41.33	3.94	Average	100	158
2	5350.00	58.53	74.00	-15.47	54.59	3.94	Peak	100	158
3	10580.00	59.58	68.20	-8.62	45.26	14.32	Peak	104	66
4	15870.00	46.85	54.00	-7.15	32.62	14.23	Average	100	29
5	15870.00	60.11	74.00	-13.89	45.88	14.23	Peak	100	29

Note 1: Emission Level (dBuV/m) = SA Reading (dBuV/m) + Factor* (dB)
*Factor includes antenna factor , cable loss and amplifier gain
Note 2: Margin (dB) = Emission level (dBuV/m) – Limit (dBuV/m).

Modulation	ax HE80	Test Freq. (MHz)	5530
Polarization	Horizontal		

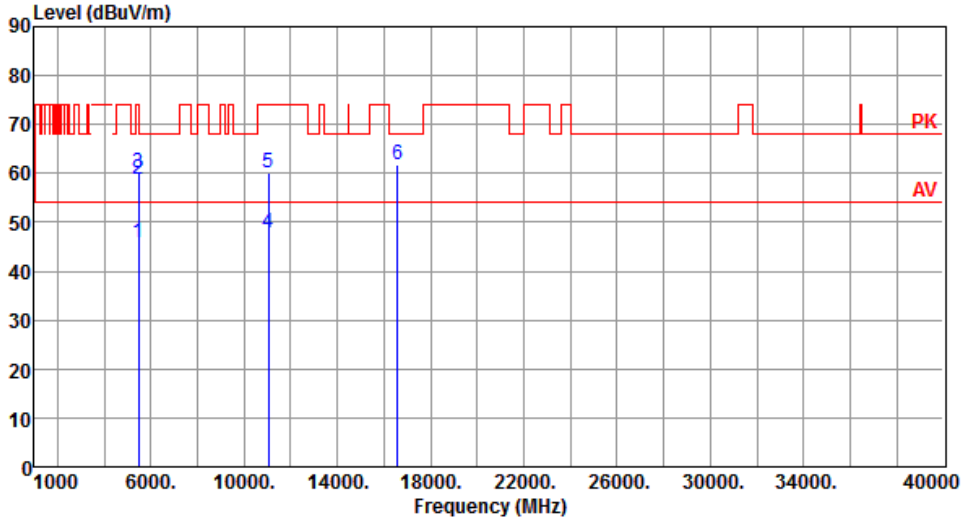

	Freq. MHz	Emission level dBuV/m	Limit dBuV/m	Margin dB	SA reading dBuV	Factor dB	Remark	ANT High cm	Turn Table deg
1	5460.00	45.70	54.00	-8.30	41.25	4.45	Average	184	121
2	5460.00	58.79	74.00	-15.21	54.34	4.45	Peak	184	121
3	5470.00	60.24	68.20	-7.96	55.74	4.50	Peak	184	121
4	11060.00	47.91	54.00	-6.09	33.24	14.67	Average	100	90
5	11060.00	60.10	74.00	-13.90	45.43	14.67	Peak	100	90
6	16590.00	61.68	68.20	-6.52	45.07	16.61	Peak	100	50

Note 1: Emission Level (dBuV/m) = SA Reading (dBuV/m) + Factor* (dB)
*Factor includes antenna factor , cable loss and amplifier gain
Note 2: Margin (dB) = Emission level (dBuV/m) – Limit (dBuV/m).

Modulation	ax HE80	Test Freq. (MHz)	5530
Polarization	Vertical		

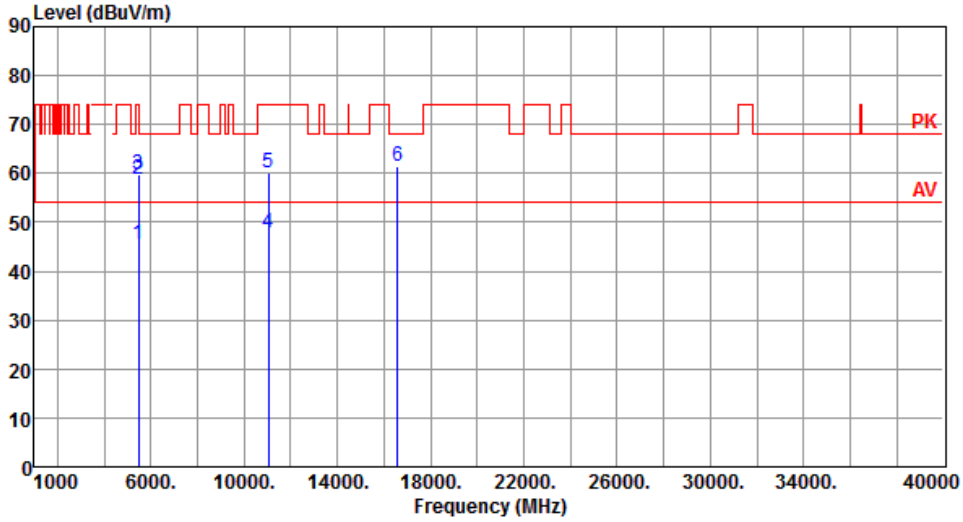

	Freq. MHz	Emission level dBuV/m	Limit dBuV/m	Margin dB	SA reading dBuV	Factor dB	Remark	ANT High cm	Turn Table deg
1	5460.00	45.58	54.00	-8.42	41.13	4.45	Average	195	167
2	5460.00	58.71	74.00	-15.29	54.26	4.45	Peak	195	167
3	5470.00	59.93	68.20	-8.27	55.43	4.50	Peak	195	167
4	11060.00	47.85	54.00	-6.15	33.18	14.67	Average	100	39
5	11060.00	60.04	74.00	-13.96	45.37	14.67	Peak	100	39
6	16590.00	61.45	68.20	-6.75	44.84	16.61	Peak	100	54

Note 1: Emission Level (dBuV/m) = SA Reading (dBuV/m) + Factor* (dB)
*Factor includes antenna factor , cable loss and amplifier gain
Note 2: Margin (dB) = Emission level (dBuV/m) – Limit (dBuV/m).

Modulation	ax HE80	Test Freq. (MHz)	5610
Polarization	Horizontal		

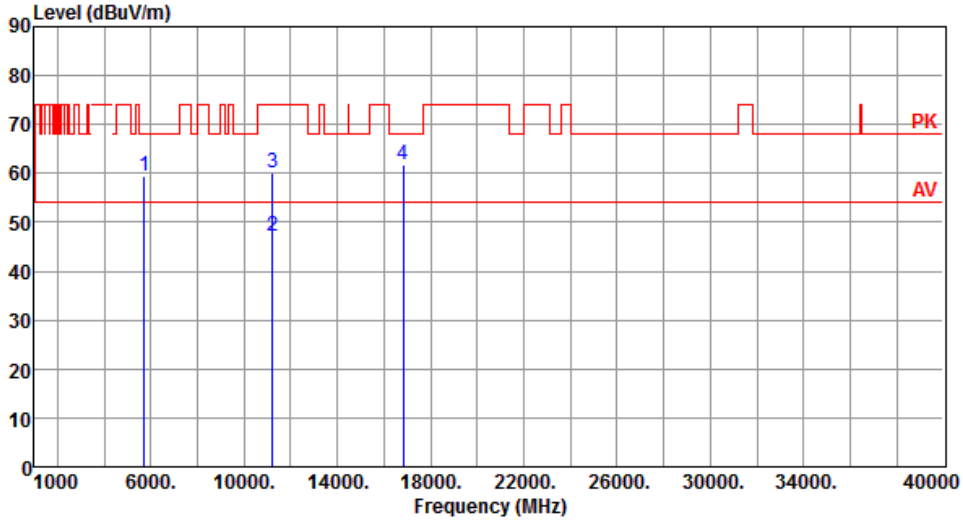

	Freq. MHz	Emission level dBuV/m	Limit dBuV/m	Margin dB	SA reading dBuV	Factor dB	Remark	ANT High cm	Turn Table deg
1	5725.00	59.53	68.20	-8.67	54.68	4.85	Peak	183	120
2	11220.00	47.10	54.00	-6.90	32.81	14.29	Average	100	70
3	11220.00	59.97	74.00	-14.03	45.68	14.29	Peak	100	70
4	16830.00	61.82	68.20	-6.38	44.17	17.65	Peak	100	40

Note 1: Emission Level (dBuV/m) = SA Reading (dBuV/m) + Factor* (dB)
*Factor includes antenna factor , cable loss and amplifier gain
Note 2: Margin (dB) = Emission level (dBuV/m) – Limit (dBuV/m).

Modulation	ax HE80	Test Freq. (MHz)	5610
Polarization	Vertical		

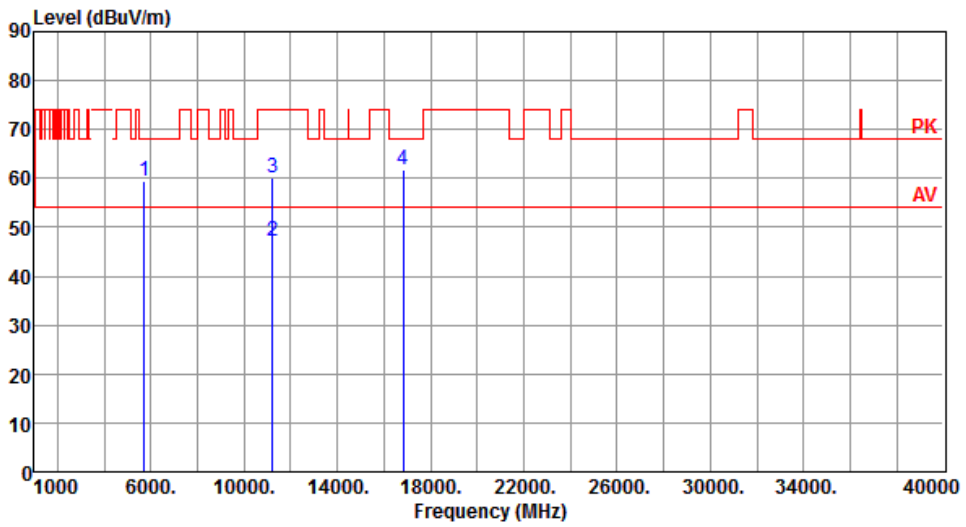

	Freq. MHz	Emission level dBuV/m	Limit dBuV/m	Margin dB	SA reading dBuV	Factor dB	Remark	ANT High cm	Turn Table deg
1	5725.00	59.41	68.20	-8.79	54.56	4.85	Peak	196	168
2	11220.00	47.26	54.00	-6.74	32.97	14.29	Average	100	92
3	11220.00	60.15	74.00	-13.85	45.86	14.29	Peak	100	92
4	16830.00	61.75	68.20	-6.45	44.10	17.65	Peak	100	69

Note 1: Emission Level (dBuV/m) = SA Reading (dBuV/m) + Factor* (dB)
*Factor includes antenna factor , cable loss and amplifier gain
Note 2: Margin (dB) = Emission level (dBuV/m) – Limit (dBuV/m).

Modulation	ax HE80	Test Freq. (MHz)	5690
Polarization	Horizontal		

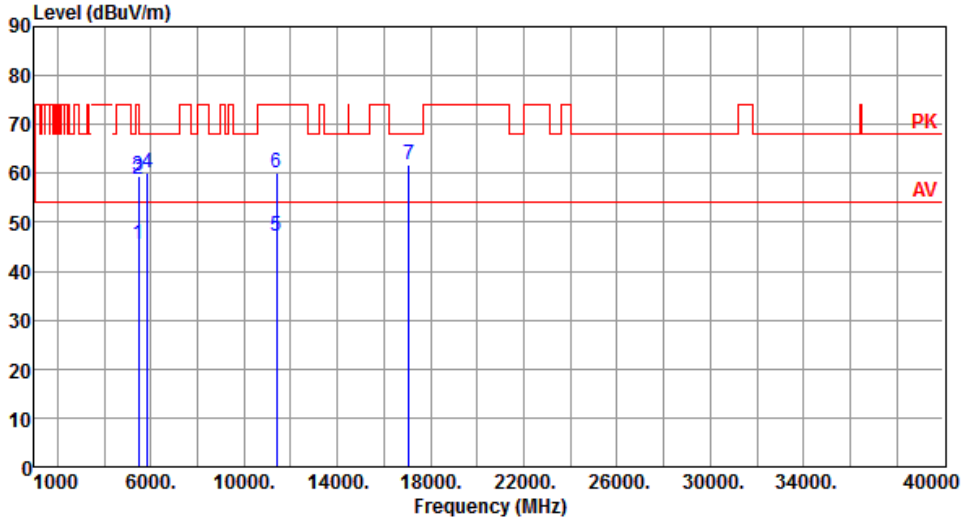

	Freq. MHz	Emission level dBuV/m	Limit dBuV/m	Margin dB	SA reading dBuV	Factor dB	Remark	ANT High cm	Turn Table deg
1	5460.00	45.39	54.00	-8.61	40.94	4.45	Average	188	118
2	5460.00	58.81	74.00	-15.19	54.36	4.45	Peak	188	118
3	5470.00	59.30	68.20	-8.90	54.80	4.50	Peak	188	118
4	5850.00	60.18	68.20	-8.02	54.73	5.45	Peak	188	118
5	11380.00	47.07	54.00	-6.93	32.46	14.61	Average	100	40
6	11380.00	60.03	74.00	-13.97	45.42	14.61	Peak	100	40
7	17070.00	61.82	68.20	-6.38	44.07	17.75	Peak	100	20

Note 1: Emission Level (dBuV/m) = SA Reading (dBuV/m) + Factor* (dB)
*Factor includes antenna factor , cable loss and amplifier gain
Note 2: Margin (dB) = Emission level (dBuV/m) – Limit (dBuV/m).

Modulation	ax HE80	Test Freq. (MHz)	5690
Polarization	Vertical		

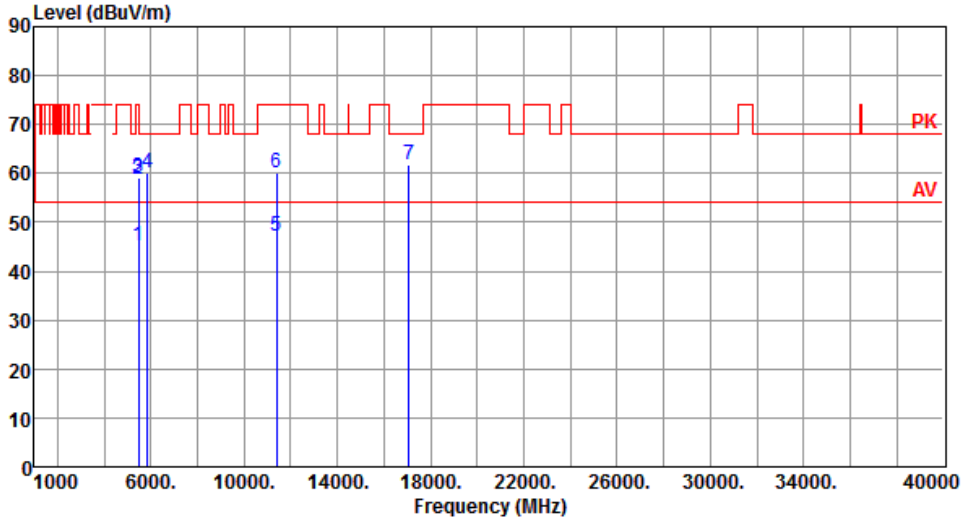

	Freq. MHz	Emission level dBuV/m	Limit dBuV/m	Margin dB	SA reading dBuV	Factor dB	Remark	ANT High cm	Turn Table deg
1	5460.00	45.28	54.00	-8.72	40.83	4.45	Average	191	165
2	5460.00	58.79	74.00	-15.21	54.34	4.45	Peak	191	165
3	5470.00	59.22	68.20	-8.98	54.72	4.50	Peak	191	165
4	5850.00	60.11	68.20	-8.09	54.66	5.45	Peak	191	165
5	11380.00	47.12	54.00	-6.88	32.51	14.61	Average	100	39
6	11380.00	60.15	74.00	-13.85	45.54	14.61	Peak	100	39
7	17070.00	61.68	68.20	-6.52	43.93	17.75	Peak	100	14

Note 1: Emission Level (dBuV/m) = SA Reading (dBuV/m) + Factor* (dB)
*Factor includes antenna factor , cable loss and amplifier gain
Note 2: Margin (dB) = Emission level (dBuV/m) – Limit (dBuV/m).

3.5.12 Transmitter Radiated Unwanted Emissions (Above 1GHz) for ax HE20 RU106

Modulation	ax HE20 RU106 Index 54	**Test Freq. (MHz)**	5700
Polarization	Horizontal		

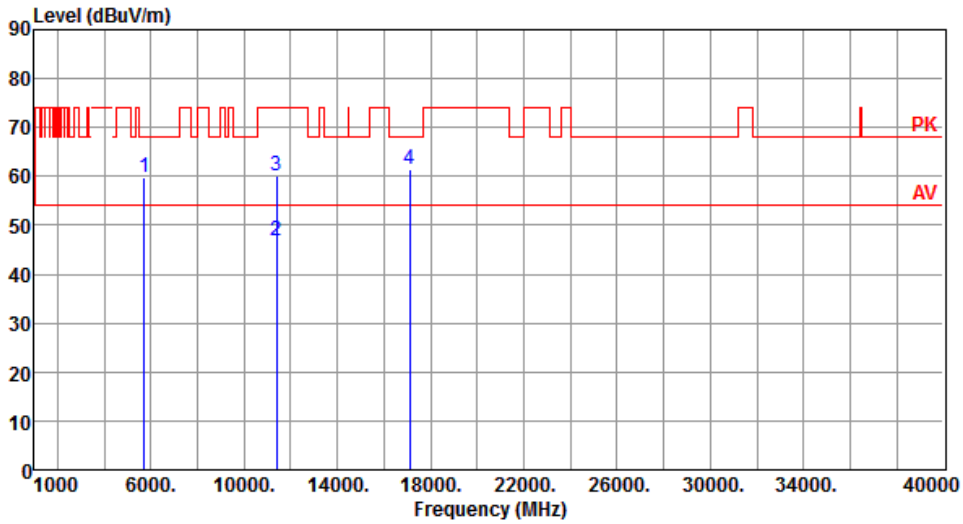

	Freq. MHz	Emission level dBuV/m	Limit dBuV/m	Margin dB	SA reading dBuV	Factor dB	Remark	ANT High cm	Turn Table deg
1	5725.00	59.91	68.20	-8.29	55.06	4.85	Peak	202	161
2	11400.00	46.84	54.00	-7.16	32.16	14.68	Average	100	50
3	11400.00	60.18	74.00	-13.82	45.50	14.68	Peak	100	50
4	17100.00	61.50	68.20	-6.70	43.82	17.68	Peak	100	60

Note 1: Emission Level (dBuV/m) = SA Reading (dBuV/m) + Factor* (dB)
*Factor includes antenna factor , cable loss and amplifier gain
Note 2: Margin (dB) = Emission level (dBuV/m) – Limit (dBuV/m).

Modulation	ax HE20 RU106 Index 54	Test Freq. (MHz)	5700
Polarization	Vertical		

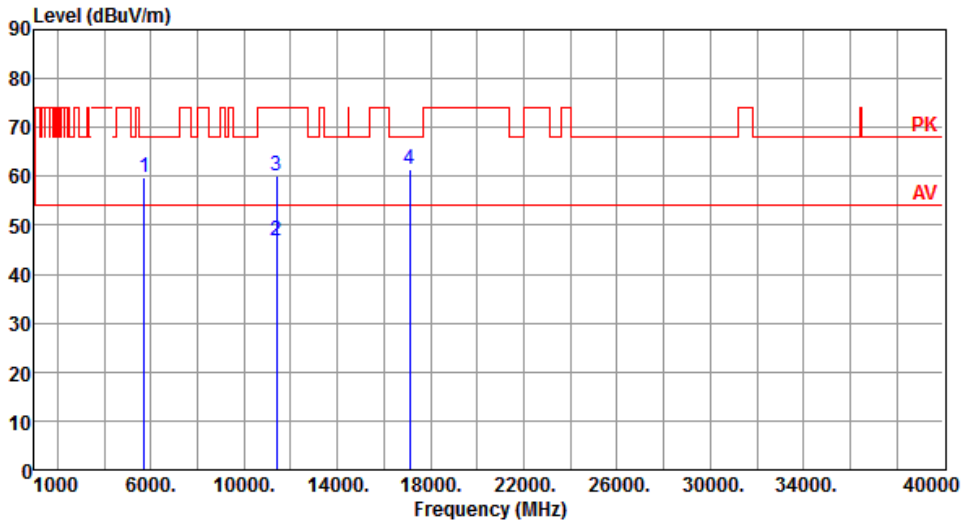

	Freq. MHz	Emission level dBuV/m	Limit dBuV/m	Margin dB	SA reading dBuV	Factor dB	Remark	ANT High cm	Turn Table deg
1	5725.00	59.79	68.20	-8.41	54.94	4.85	Peak	100	149
2	11400.00	46.94	54.00	-7.06	32.26	14.68	Average	100	80
3	11400.00	60.01	74.00	-13.99	45.33	14.68	Peak	100	80
4	17100.00	61.58	68.20	-6.62	43.90	17.68	Peak	100	40

Note 1: Emission Level (dBuV/m) = SA Reading (dBuV/m) + Factor* (dB)
*Factor includes antenna factor , cable loss and amplifier gain
Note 2: Margin (dB) = Emission level (dBuV/m) – Limit (dBuV/m).

3.5.13 Transmitter Radiated Unwanted Emissions (Above 1GHz) for ax HE80 RU26

Modulation	ax HE80 RU26 Index 0	**Test Freq. (MHz)**	5210
Polarization	Horizontal		

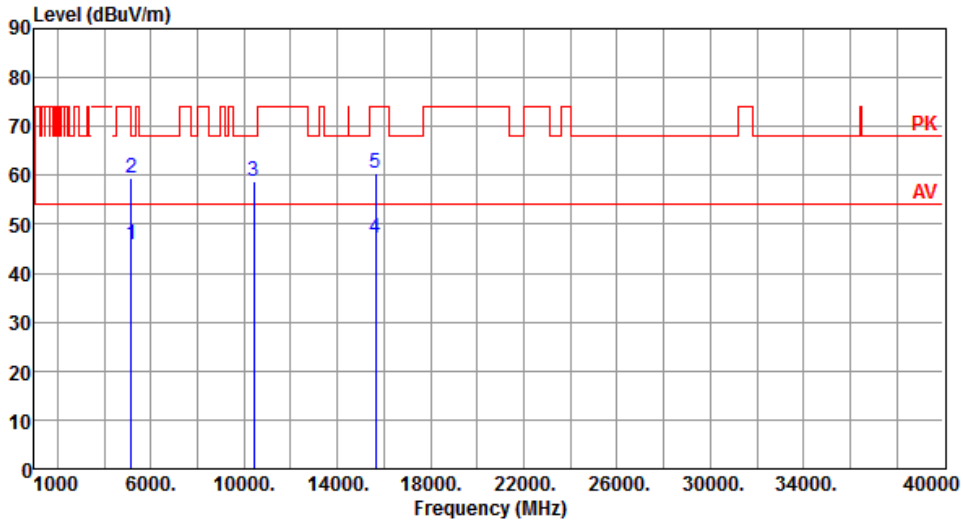

	Freq. MHz	Emission level dBuV/m	Limit dBuV/m	Margin dB	SA reading dBuV	Factor dB	Remark	ANT High cm	Turn Table deg
1	5150.00	45.85	54.00	-8.15	41.21	4.64	Average	166	125
2	5150.00	59.44	74.00	-14.56	54.80	4.64	Peak	166	125
3	10420.00	58.90	68.20	-9.30	44.56	14.34	Peak	100	60
4	15630.00	47.32	54.00	-6.68	32.81	14.51	Average	100	55
5	15630.00	60.52	74.00	-13.48	46.01	14.51	Peak	100	55

Note 1: Emission Level (dBuV/m) = SA Reading (dBuV/m) + Factor* (dB)
*Factor includes antenna factor , cable loss and amplifier gain
Note 2: Margin (dB) = Emission level (dBuV/m) – Limit (dBuV/m).

Modulation	ax HE80 RU26 Index 0	Test Freq. (MHz)	5210
Polarization	Vertical		

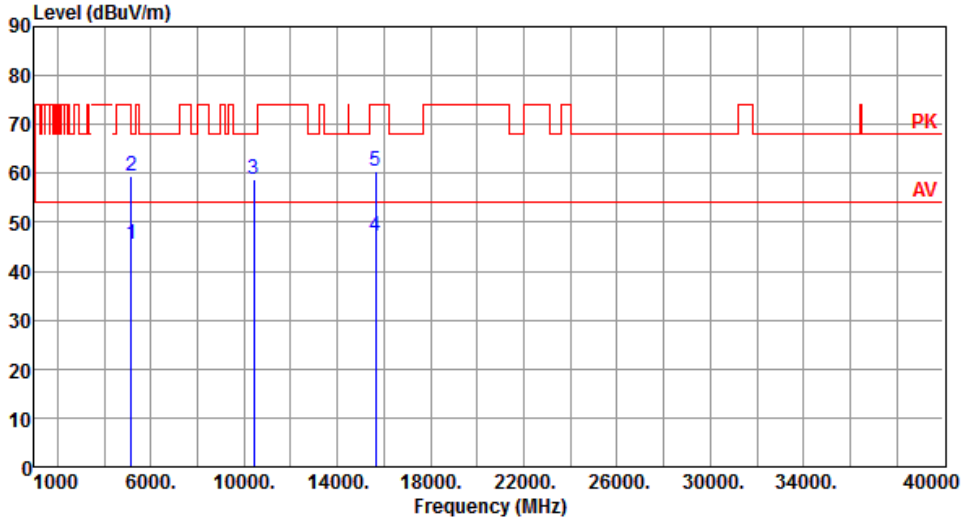

	Freq. MHz	Emission level dBuV/m	Limit dBuV/m	Margin dB	SA reading dBuV	Factor dB	Remark	ANT High cm	Turn Table deg
1	5150.00	45.47	54.00	-8.53	40.83	4.64	Average	100	146
2	5150.00	59.38	74.00	-14.62	54.74	4.64	Peak	100	146
3	10420.00	58.88	68.20	-9.32	44.54	14.34	Peak	100	80
4	15630.00	47.31	54.00	-6.69	32.80	14.51	Average	100	30
5	15630.00	60.54	74.00	-13.46	46.03	14.51	Peak	100	30

Note 1: Emission Level (dBuV/m) = SA Reading (dBuV/m) + Factor* (dB)
*Factor includes antenna factor , cable loss and amplifier gain
Note 2: Margin (dB) = Emission level (dBuV/m) – Limit (dBuV/m).

Modulation	ax HE80 RU26 Index 36	Test Freq. (MHz)	5290
Polarization	Horizontal		

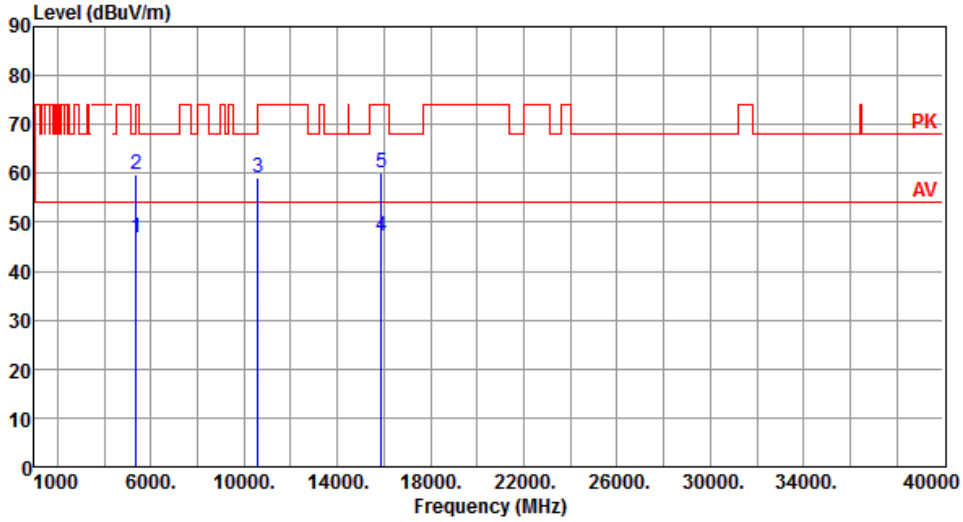

	Freq. MHz	Emission level dBuV/m	Limit dBuV/m	Margin dB	SA reading dBuV	Factor dB	Remark	ANT High cm	Turn Table deg
1	5350.00	46.81	54.00	-7.19	42.87	3.94	Average	198	123
2	5350.00	59.74	74.00	-14.26	55.80	3.94	Peak	198	123
3	10580.00	59.07	68.20	-9.13	44.75	14.32	Peak	100	30
4	15870.00	47.10	54.00	-6.90	32.87	14.23	Average	100	40
5	15870.00	60.10	74.00	-13.90	45.87	14.23	Peak	100	40

Note 1: Emission Level (dBuV/m) = SA Reading (dBuV/m) + Factor* (dB)
*Factor includes antenna factor , cable loss and amplifier gain
Note 2: Margin (dB) = Emission level (dBuV/m) – Limit (dBuV/m).

Modulation	ax HE80 RU26 Index 36	Test Freq. (MHz)	5290
Polarization	Vertical		

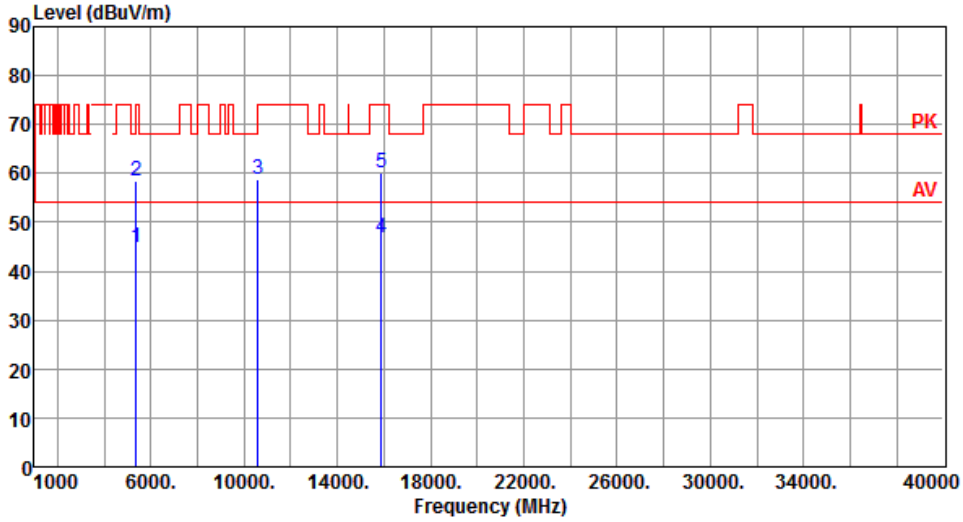

	Freq. MHz	Emission level dBuV/m	Limit dBuV/m	Margin dB	SA reading dBuV	Factor dB	Remark	ANT High cm	Turn Table deg
1	5350.00	44.74	54.00	-9.26	40.80	3.94	Average	100	148
2	5350.00	58.29	74.00	-15.71	54.35	3.94	Peak	100	148
3	10580.00	58.69	68.20	-9.51	44.37	14.32	Peak	100	70
4	15870.00	46.86	54.00	-7.14	32.63	14.23	Average	100	30
5	15870.00	60.06	74.00	-13.94	45.83	14.23	Peak	100	30

Note 1: Emission Level (dBuV/m) = SA Reading (dBuV/m) + Factor* (dB)
*Factor includes antenna factor , cable loss and amplifier gain
Note 2: Margin (dB) = Emission level (dBuV/m) – Limit (dBuV/m).

Modulation	ax HE80 RU26 Index 0	Test Freq. (MHz)	5530
Polarization	Horizontal		

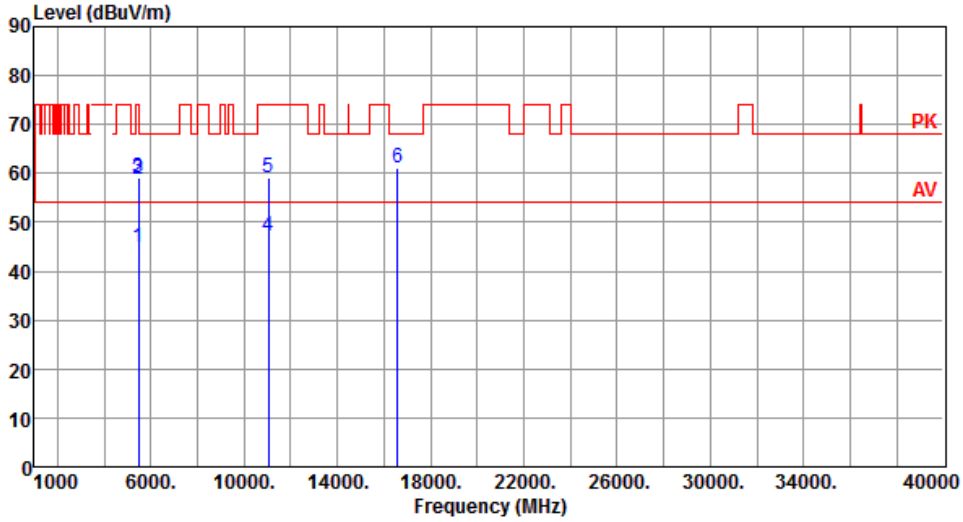

	Freq. MHz	Emission level dBuV/m	Limit dBuV/m	Margin dB	SA reading dBuV	Factor dB	Remark	ANT High cm	Turn Table deg
1	5460.00	44.81	54.00	-9.19	40.36	4.45	Average	166	114
2	5460.00	58.89	74.00	-15.11	54.44	4.45	Peak	166	114
3	5470.00	59.04	68.20	-9.16	54.54	4.50	Peak	166	114
4	11060.00	47.22	54.00	-6.78	32.55	14.67	Average	100	30
5	11060.00	59.27	74.00	-14.73	44.60	14.67	Peak	100	30
6	16590.00	61.21	68.20	-6.99	44.60	16.61	Peak	100	50

Note 1: Emission Level (dBuV/m) = SA Reading (dBuV/m) + Factor* (dB)
*Factor includes antenna factor , cable loss and amplifier gain
Note 2: Margin (dB) = Emission level (dBuV/m) – Limit (dBuV/m).

Modulation	ax HE80 RU26 Index 0	Test Freq. (MHz)	5530
Polarization	Vertical		

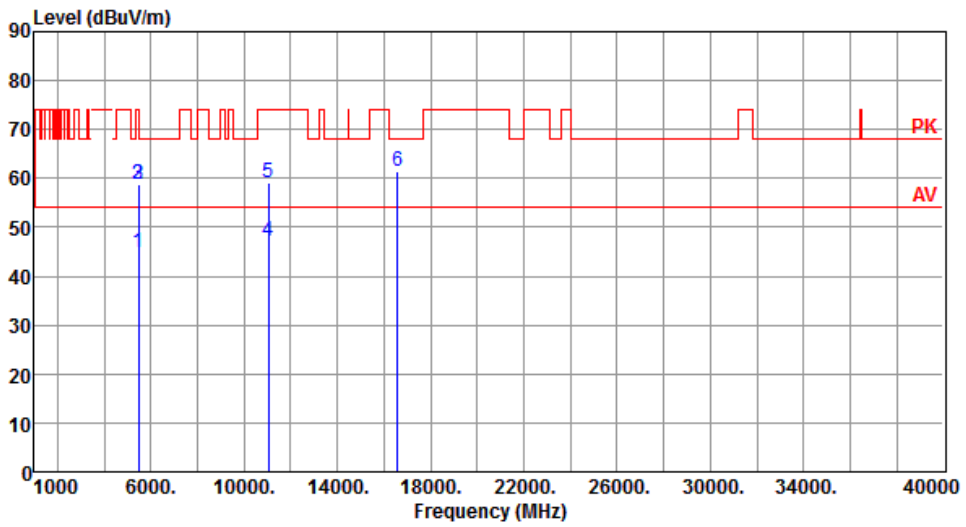

	Freq. MHz	Emission level dBuV/m	Limit dBuV/m	Margin dB	SA reading dBuV	Factor dB	Remark	ANT High cm	Turn Table deg
1	5460.00	44.67	54.00	-9.33	40.22	4.45	Average	100	147
2	5460.00	58.78	74.00	-15.22	54.33	4.45	Peak	100	147
3	5470.00	58.94	68.20	-9.26	54.44	4.50	Peak	100	147
4	11060.00	47.00	54.00	-7.00	32.33	14.67	Average	100	40
5	11060.00	59.17	74.00	-14.83	44.50	14.67	Peak	100	40
6	16590.00	61.36	68.20	-6.84	44.75	16.61	Peak	100	60

Note 1: Emission Level (dBuV/m) = SA Reading (dBuV/m) + Factor* (dB)
*Factor includes antenna factor , cable loss and amplifier gain
Note 2: Margin (dB) = Emission level (dBuV/m) – Limit (dBuV/m).

Modulation	ax HE80 RU26 Index 18	Test Freq. (MHz)	5610
Polarization	Horizontal		

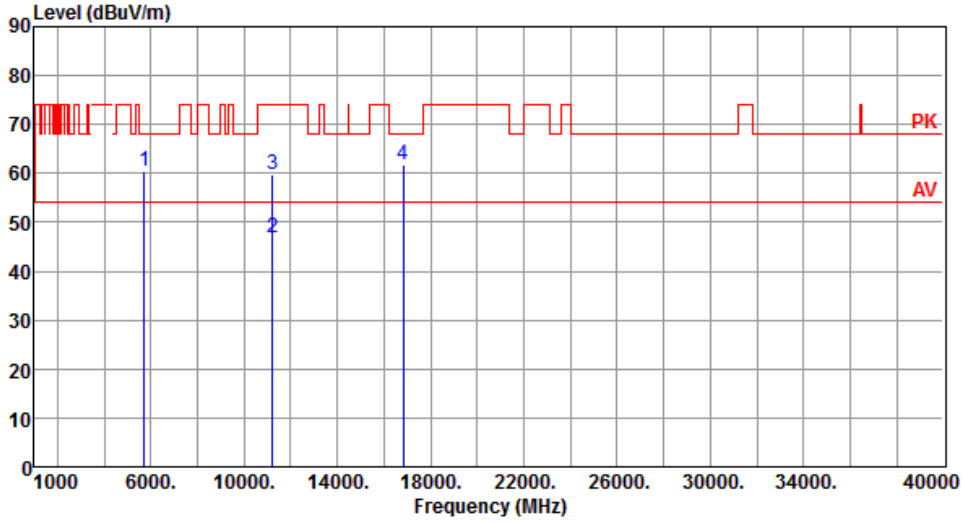

	Freq. MHz	Emission level dBuV/m	Limit dBuV/m	Margin dB	SA reading dBuV	Factor dB	Remark	ANT High cm	Turn Table deg
1	5725.00	60.44	68.20	-7.76	55.59	4.85	Peak	168	113
2	11220.00	46.69	54.00	-7.31	32.40	14.29	Average	100	80
3	11220.00	59.67	74.00	-14.33	45.38	14.29	Peak	100	80
4	16830.00	61.88	68.20	-6.32	44.23	17.65	Peak	100	50

Note 1: Emission Level (dBuV/m) = SA Reading (dBuV/m) + Factor* (dB)
*Factor includes antenna factor , cable loss and amplifier gain
Note 2: Margin (dB) = Emission level (dBuV/m) – Limit (dBuV/m).

Modulation	ax HE80 RU26 Index 18	Test Freq. (MHz)	5610
Polarization	Vertical		

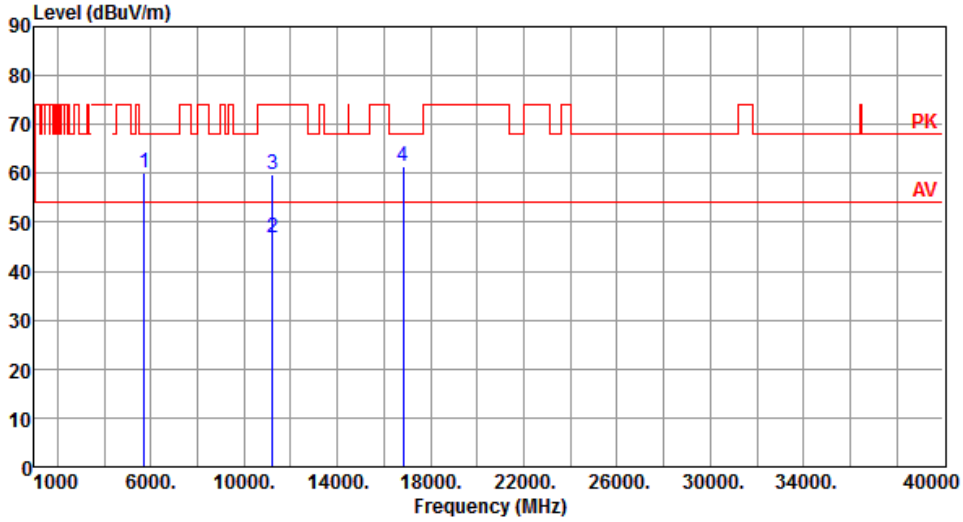

	Freq. MHz	Emission level dBuV/m	Limit dBuV/m	Margin dB	SA reading dBuV	Factor dB	Remark	ANT High cm	Turn Table deg
1	5725.00	60.19	68.20	-8.01	55.34	4.85	Peak	100	146
2	11220.00	46.80	54.00	-7.20	32.51	14.29	Average	100	40
3	11220.00	59.81	74.00	-14.19	45.52	14.29	Peak	100	40
4	16830.00	61.58	68.20	-6.62	43.93	17.65	Peak	100	55

Note 1: Emission Level (dBuV/m) = SA Reading (dBuV/m) + Factor* (dB)
*Factor includes antenna factor , cable loss and amplifier gain
Note 2: Margin (dB) = Emission level (dBuV/m) – Limit (dBuV/m).

Modulation	ax HE80 RU26 Index 36	Test Freq. (MHz)	5690
Polarization	Horizontal		

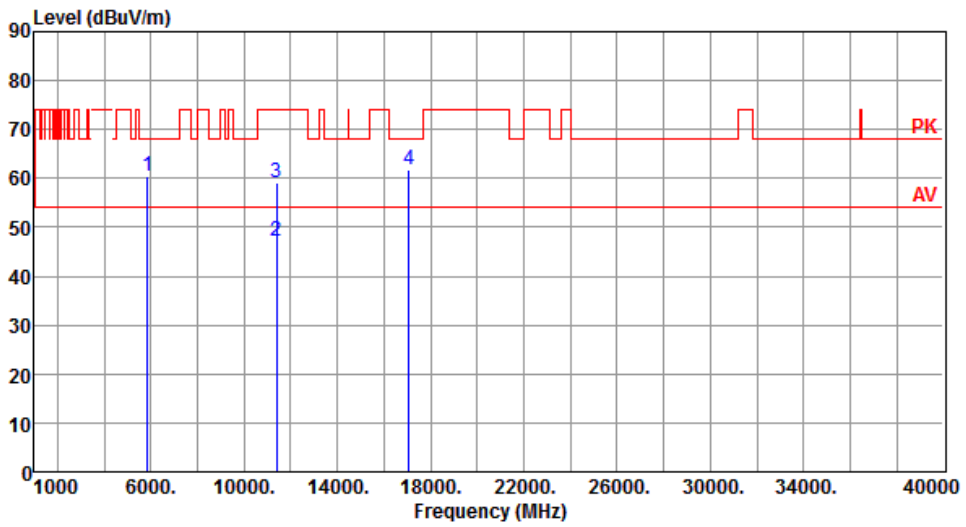

	Freq. MHz	Emission level dBuV/m	Limit dBuV/m	Margin dB	SA reading dBuV	Factor dB	Remark	ANT High cm	Turn Table deg
1	5850.00	60.38	68.20	-7.82	54.93	5.45	Peak	165	115
2	11380.00	47.12	54.00	-6.88	32.51	14.61	Average	100	30
3	11380.00	59.21	74.00	-14.79	44.60	14.61	Peak	100	30
4	17070.00	61.79	68.20	-6.41	44.04	17.75	Peak	100	20

Note 1: Emission Level (dBuV/m) = SA Reading (dBuV/m) + Factor* (dB)
*Factor includes antenna factor , cable loss and amplifier gain
Note 2: Margin (dB) = Emission level (dBuV/m) – Limit (dBuV/m).

Modulation	ax HE80 RU26 Index 36	Test Freq. (MHz)	5690
Polarization	Vertical		

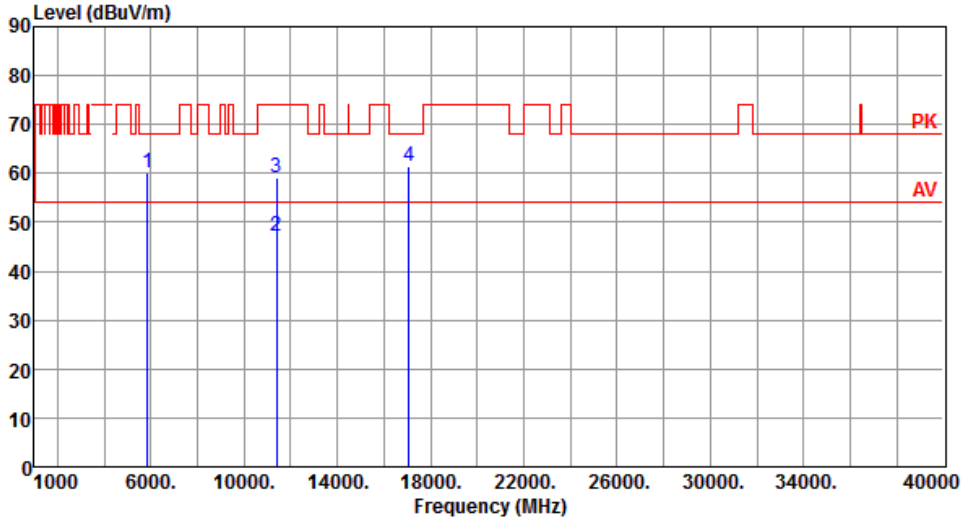

	Freq. MHz	Emission level dBuV/m	Limit dBuV/m	Margin dB	SA reading dBuV	Factor dB	Remark	ANT High cm	Turn Table deg
1	5850.00	60.19	68.20	-8.01	54.74	5.45	Peak	100	146
2	11380.00	47.01	54.00	-6.99	32.40	14.61	Average	100	70
3	11380.00	59.02	74.00	-14.98	44.41	14.61	Peak	100	70
4	17070.00	61.60	68.20	-6.60	43.85	17.75	Peak	100	40

Note 1: Emission Level (dBuV/m) = SA Reading (dBuV/m) + Factor* (dB)
*Factor includes antenna factor , cable loss and amplifier gain
Note 2: Margin (dB) = Emission level (dBuV/m) – Limit (dBuV/m).

3.5.14 Transmitter Radiated Unwanted Emissions (Above 1GHz) for ax HE80 RU52

Modulation	ax HE80 RU52 Index 37	**Test Freq. (MHz)**	5210
Polarization	Horizontal		

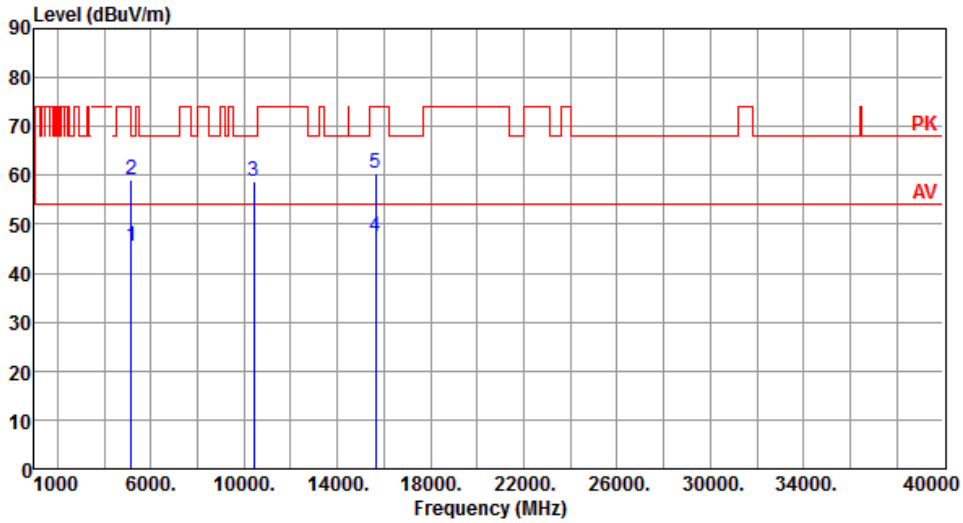

	Freq. MHz	Emission level dBuV/m	Limit dBuV/m	Margin dB	SA reading dBuV	Factor dB	Remark	ANT High cm	Turn Table deg
1	5150.00	45.65	54.00	-8.35	41.01	4.64	Average	189	121
2	5150.00	59.13	74.00	-14.87	54.49	4.64	Peak	189	121
3	10420.00	58.90	68.20	-9.30	44.56	14.34	Peak	100	30
4	15630.00	47.43	54.00	-6.57	32.92	14.51	Average	100	50
5	15630.00	60.52	74.00	-13.48	46.01	14.51	Peak	100	50

Note 1: Emission Level (dBuV/m) = SA Reading (dBuV/m) + Factor* (dB)
*Factor includes antenna factor , cable loss and amplifier gain
Note 2: Margin (dB) = Emission level (dBuV/m) – Limit (dBuV/m).

Modulation	ax HE80 RU52 Index 37	Test Freq. (MHz)	5210
Polarization	Vertical		

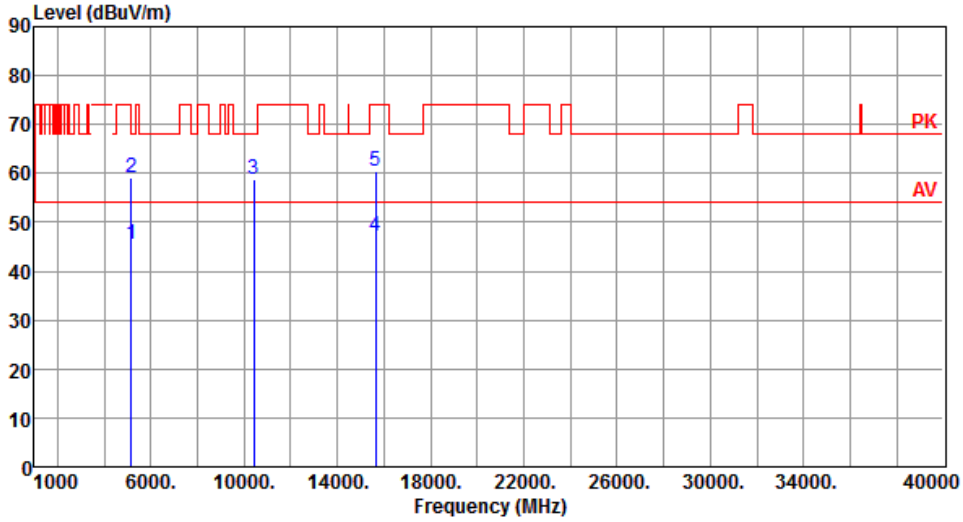

	Freq. MHz	Emission level dBuV/m	Limit dBuV/m	Margin dB	SA reading dBuV	Factor dB	Remark	ANT High cm	Turn Table deg
1	5150.00	45.33	54.00	-8.67	40.69	4.64	Average	100	144
2	5150.00	59.00	74.00	-15.00	54.36	4.64	Peak	100	144
3	10420.00	58.72	68.20	-9.48	44.38	14.34	Peak	100	50
4	15630.00	47.32	54.00	-6.68	32.81	14.51	Average	100	60
5	15630.00	60.40	74.00	-13.60	45.89	14.51	Peak	100	60

Note 1: Emission Level (dBuV/m) = SA Reading (dBuV/m) + Factor* (dB)
*Factor includes antenna factor , cable loss and amplifier gain
Note 2: Margin (dB) = Emission level (dBuV/m) – Limit (dBuV/m).

Modulation	ax HE80 RU52 Index 52	Test Freq. (MHz)	5290
Polarization	Horizontal		

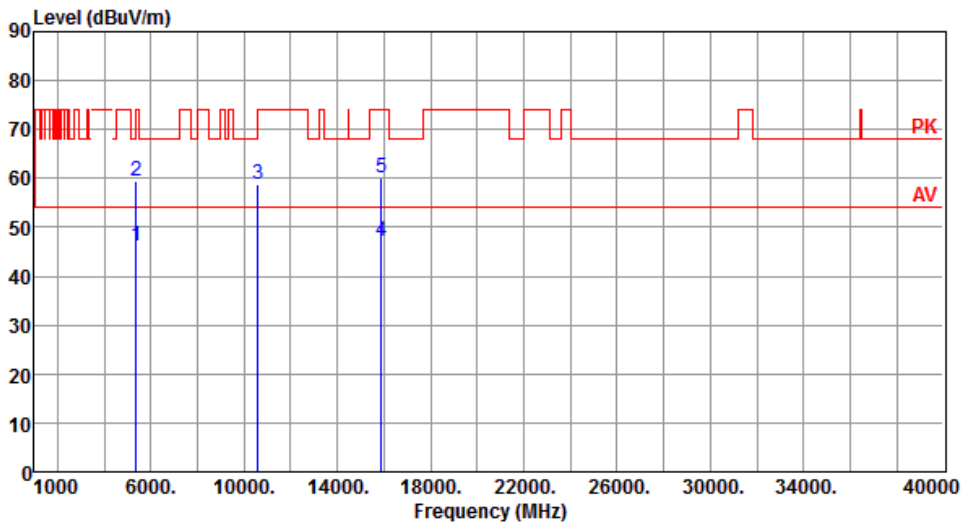

	Freq. MHz	Emission level dBuV/m	Limit dBuV/m	Margin dB	SA reading dBuV	Factor dB	Remark	ANT High cm	Turn Table deg
1	5350.00	46.06	54.00	-7.94	42.12	3.94	Average	202	120
2	5350.00	59.47	74.00	-14.53	55.53	3.94	Peak	202	120
3	10580.00	58.94	68.20	-9.26	44.62	14.32	Peak	100	50
4	15870.00	47.14	54.00	-6.86	32.91	14.23	Average	100	20
5	15870.00	60.06	74.00	-13.94	45.83	14.23	Peak	100	20

Note 1: Emission Level (dBuV/m) = SA Reading (dBuV/m) + Factor* (dB)
*Factor includes antenna factor , cable loss and amplifier gain
Note 2: Margin (dB) = Emission level (dBuV/m) – Limit (dBuV/m).

Modulation	ax HE80 RU52 Index 52	Test Freq. (MHz)	5290
Polarization	Vertical		

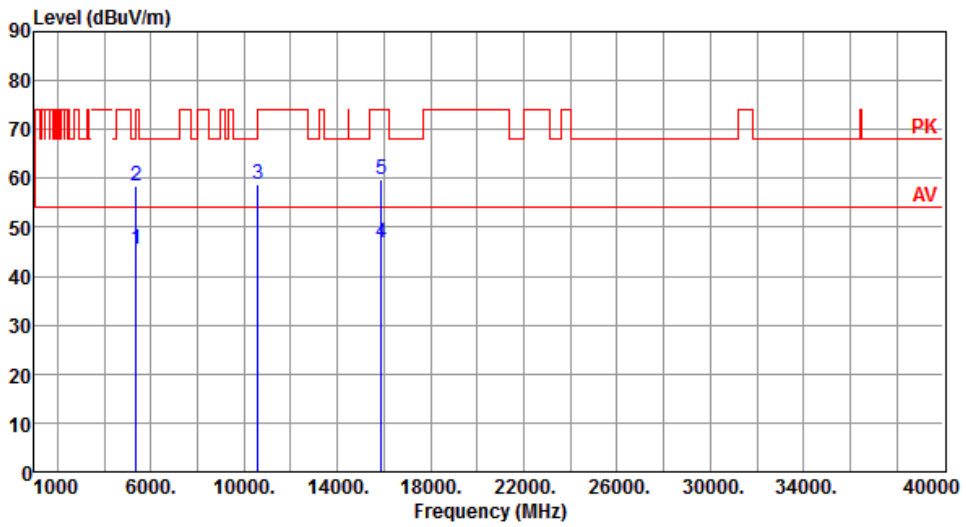

	Freq. MHz	Emission level dBuV/m	Limit dBuV/m	Margin dB	SA reading dBuV	Factor dB	Remark	ANT High cm	Turn Table deg
1	5350.00	45.41	54.00	-8.59	41.47	3.94	Average	100	143
2	5350.00	58.44	74.00	-15.56	54.50	3.94	Peak	100	143
3	10580.00	58.84	68.20	-9.36	44.52	14.32	Peak	100	30
4	15870.00	46.93	54.00	-7.07	32.70	14.23	Average	100	70
5	15870.00	59.89	74.00	-14.11	45.66	14.23	Peak	100	70

Note 1: Emission Level (dBuV/m) = SA Reading (dBuV/m) + Factor* (dB)
*Factor includes antenna factor , cable loss and amplifier gain
Note 2: Margin (dB) = Emission level (dBuV/m) – Limit (dBuV/m).

Modulation	ax HE80 RU52 Index 37	Test Freq. (MHz)	5530
Polarization	Horizontal		

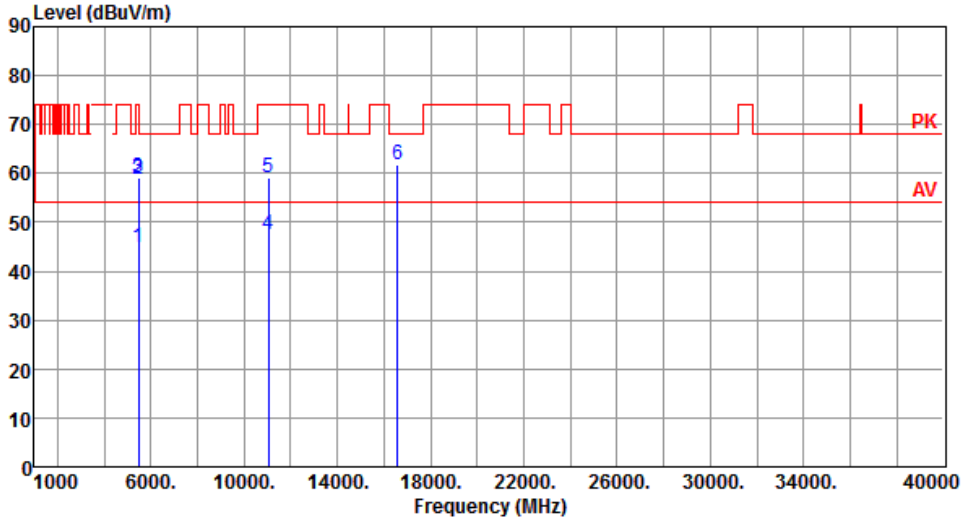

	Freq. MHz	Emission level dBuV/m	Limit dBuV/m	Margin dB	SA reading dBuV	Factor dB	Remark	ANT High cm	Turn Table deg
1	5460.00	44.83	54.00	-9.17	40.38	4.45	Average	167	116
2	5460.00	58.74	74.00	-15.26	54.29	4.45	Peak	167	116
3	5470.00	59.22	68.20	-8.98	54.72	4.50	Peak	167	116
4	11060.00	47.34	54.00	-6.66	32.67	14.67	Average	100	70
5	11060.00	59.28	74.00	-14.72	44.61	14.67	Peak	100	70
6	16590.00	61.80	68.20	-6.40	45.19	16.61	Peak	100	20

Note 1: Emission Level (dBuV/m) = SA Reading (dBuV/m) + Factor* (dB)
*Factor includes antenna factor , cable loss and amplifier gain
Note 2: Margin (dB) = Emission level (dBuV/m) – Limit (dBuV/m).

Modulation	ax HE80 RU52 Index 37	Test Freq. (MHz)	5530
Polarization	Vertical		

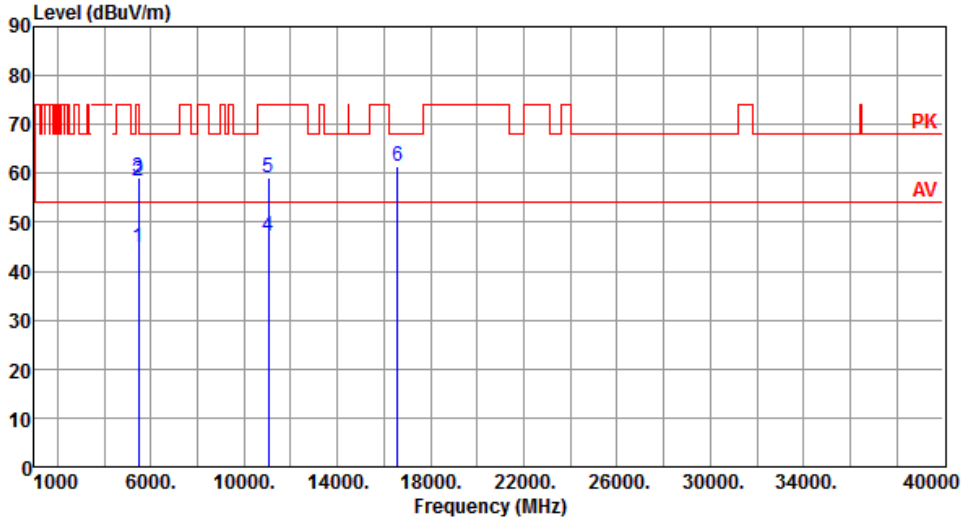

	Freq. MHz	Emission level dBuV/m	Limit dBuV/m	Margin dB	SA reading dBuV	Factor dB	Remark	ANT High cm	Turn Table deg
1	5460.00	44.67	54.00	-9.33	40.22	4.45	Average	100	148
2	5460.00	58.51	74.00	-15.49	54.06	4.45	Peak	100	148
3	5470.00	59.04	68.20	-9.16	54.54	4.50	Peak	100	148
4	11060.00	47.17	54.00	-6.83	32.50	14.67	Average	100	100
5	11060.00	59.18	74.00	-14.82	44.51	14.67	Peak	100	100
6	16590.00	61.49	68.20	-6.71	44.88	16.61	Peak	100	50

Note 1: Emission Level (dBuV/m) = SA Reading (dBuV/m) + Factor* (dB)
*Factor includes antenna factor , cable loss and amplifier gain
Note 2: Margin (dB) = Emission level (dBuV/m) – Limit (dBuV/m).

Modulation	ax HE80 RU52 Index 45	Test Freq. (MHz)	5610
Polarization	Horizontal		

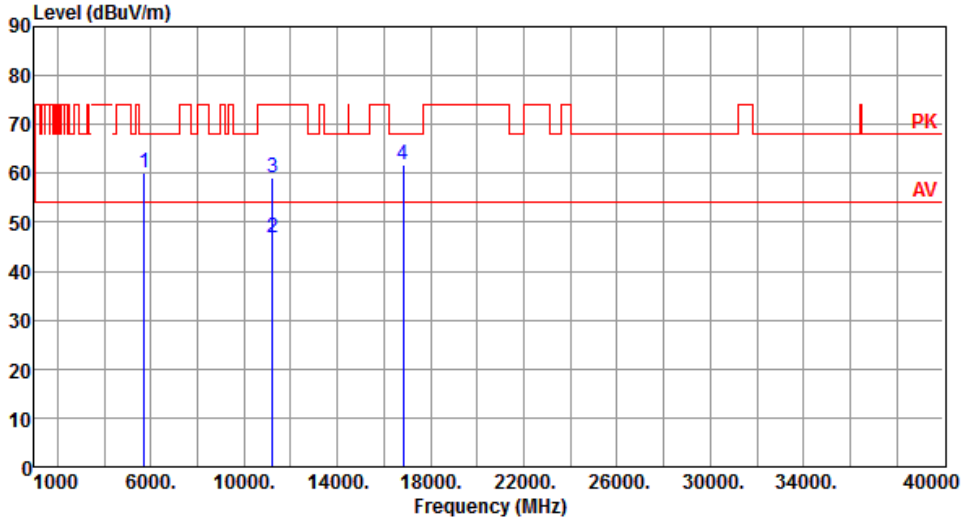

	Freq. MHz	Emission level dBuV/m	Limit dBuV/m	Margin dB	SA reading dBuV	Factor dB	Remark	ANT High cm	Turn Table deg
1	5725.00	60.01	68.20	-8.19	55.16	4.85	Peak	176	115
2	11220.00	46.93	54.00	-7.07	32.64	14.29	Average	100	90
3	11220.00	59.08	74.00	-14.92	44.79	14.29	Peak	100	90
4	16830.00	61.87	68.20	-6.33	44.22	17.65	Peak	100	50

Note 1: Emission Level (dBuV/m) = SA Reading (dBuV/m) + Factor* (dB)
*Factor includes antenna factor , cable loss and amplifier gain
Note 2: Margin (dB) = Emission level (dBuV/m) – Limit (dBuV/m).

Modulation	ax HE80 RU52 Index 45	Test Freq. (MHz)	5610
Polarization	Vertical		

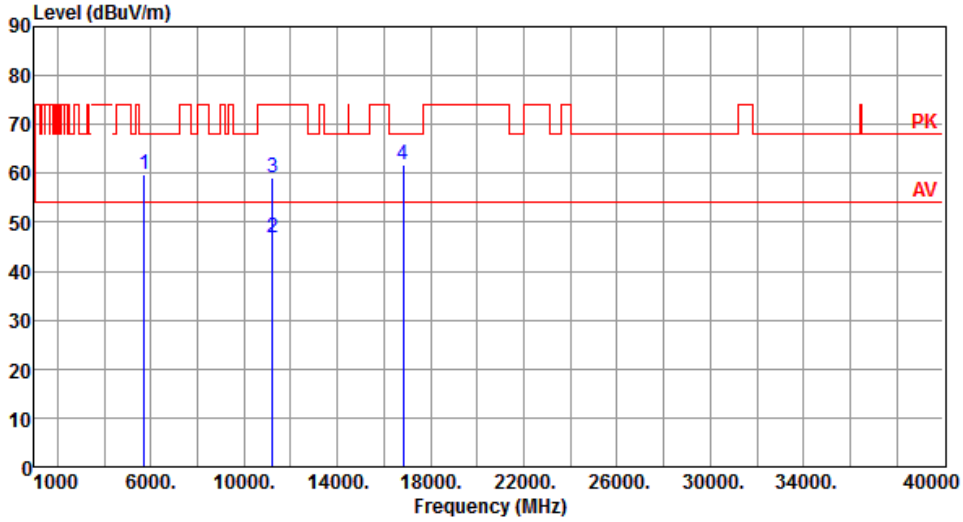

	Freq. MHz	Emission level dBuV/m	Limit dBuV/m	Margin dB	SA reading dBuV	Factor dB	Remark	ANT High cm	Turn Table deg
1	5725.00	59.90	68.20	-8.30	55.05	4.85	Peak	100	144
2	11220.00	46.88	54.00	-7.12	32.59	14.29	Average	100	80
3	11220.00	58.98	74.00	-15.02	44.69	14.29	Peak	100	80
4	16830.00	61.82	68.20	-6.38	44.17	17.65	Peak	100	60

Note 1: Emission Level (dBuV/m) = SA Reading (dBuV/m) + Factor* (dB)
*Factor includes antenna factor , cable loss and amplifier gain
Note 2: Margin (dB) = Emission level (dBuV/m) – Limit (dBuV/m).

Modulation	ax HE80 RU52 Index 52	Test Freq. (MHz)	5690
Polarization	Horizontal		

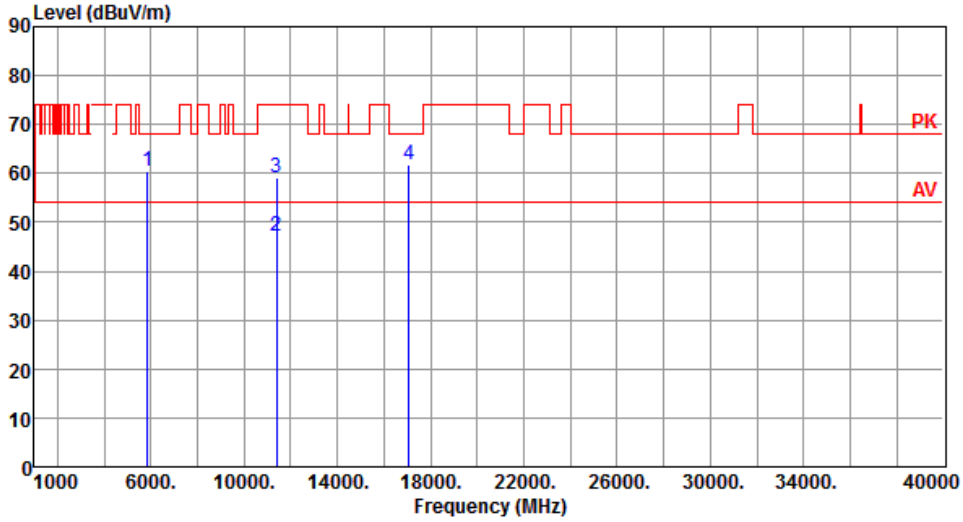

	Freq. MHz	Emission level dBuV/m	Limit dBuV/m	Margin dB	SA reading dBuV	Factor dB	Remark	ANT High cm	Turn Table deg
1	5850.00	60.48	68.20	-7.72	55.03	5.45	Peak	165	118
2	11380.00	47.16	54.00	-6.84	32.55	14.61	Average	100	25
3	11380.00	59.13	74.00	-14.87	44.52	14.61	Peak	100	25
4	17070.00	61.77	68.20	-6.43	44.02	17.75	Peak	100	30

Note 1: Emission Level (dBuV/m) = SA Reading (dBuV/m) + Factor* (dB)
*Factor includes antenna factor , cable loss and amplifier gain
Note 2: Margin (dB) = Emission level (dBuV/m) – Limit (dBuV/m).

Modulation	ax HE80 RU52 Index 52	Test Freq. (MHz)	5690
Polarization	Vertical		

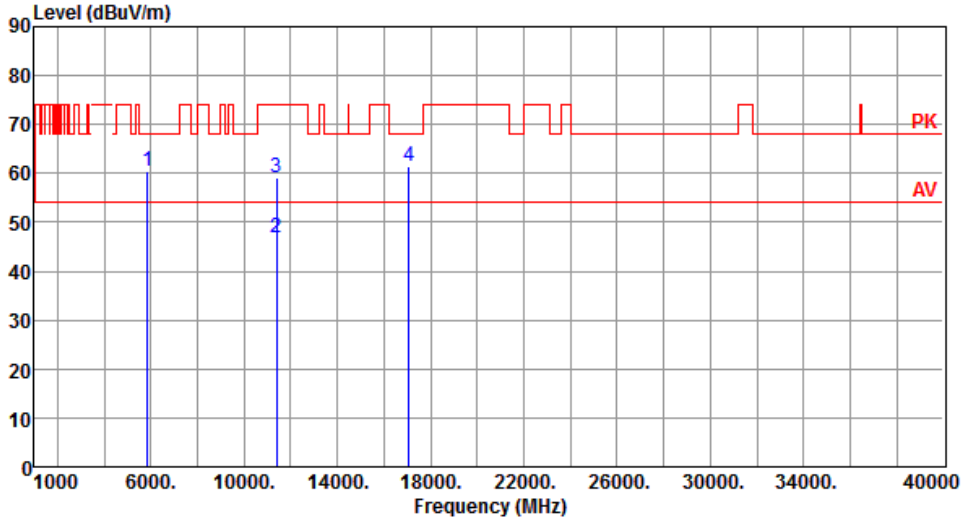

	Freq. MHz	Emission level dBuV/m	Limit dBuV/m	Margin dB	SA reading dBuV	Factor dB	Remark	ANT High cm	Turn Table deg
1	5850.00	60.33	68.20	-7.87	54.88	5.45	Peak	100	150
2	11380.00	46.98	54.00	-7.02	32.37	14.61	Average	100	40
3	11380.00	59.02	74.00	-14.98	44.41	14.61	Peak	100	40
4	17070.00	61.60	68.20	-6.60	43.85	17.75	Peak	100	80

Note 1: Emission Level (dBuV/m) = SA Reading (dBuV/m) + Factor* (dB)
*Factor includes antenna factor , cable loss and amplifier gain
Note 2: Margin (dB) = Emission level (dBuV/m) – Limit (dBuV/m).

3.5.15 Transmitter Radiated Unwanted Emissions (Above 1GHz) for ax HE80 RU106

Modulation	ax HE80 RU106 Index 53	**Test Freq. (MHz)**	5210
Polarization	Horizontal		

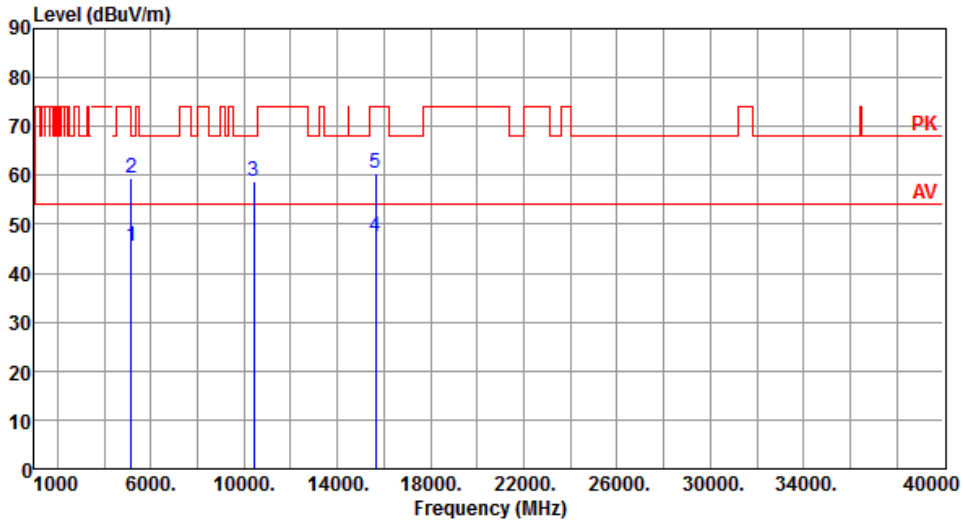

	Freq. MHz	Emission level dBuV/m	Limit dBuV/m	Margin dB	SA reading dBuV	Factor dB	Remark	ANT High cm	Turn Table deg
1	5150.00	45.47	54.00	-8.53	40.83	4.64	Average	182	120
2	5150.00	59.34	74.00	-14.66	54.70	4.64	Peak	182	120
3	10420.00	58.89	68.20	-9.31	44.55	14.34	Peak	100	50
4	15630.00	47.54	54.00	-6.46	33.03	14.51	Average	100	30
5	15630.00	60.60	74.00	-13.40	46.09	14.51	Peak	100	30

Note 1: Emission Level (dBuV/m) = SA Reading (dBuV/m) + Factor* (dB)
*Factor includes antenna factor , cable loss and amplifier gain
Note 2: Margin (dB) = Emission level (dBuV/m) – Limit (dBuV/m).

Modulation	ax HE80 RU106 Index 53	Test Freq. (MHz)	5210
Polarization	Vertical		

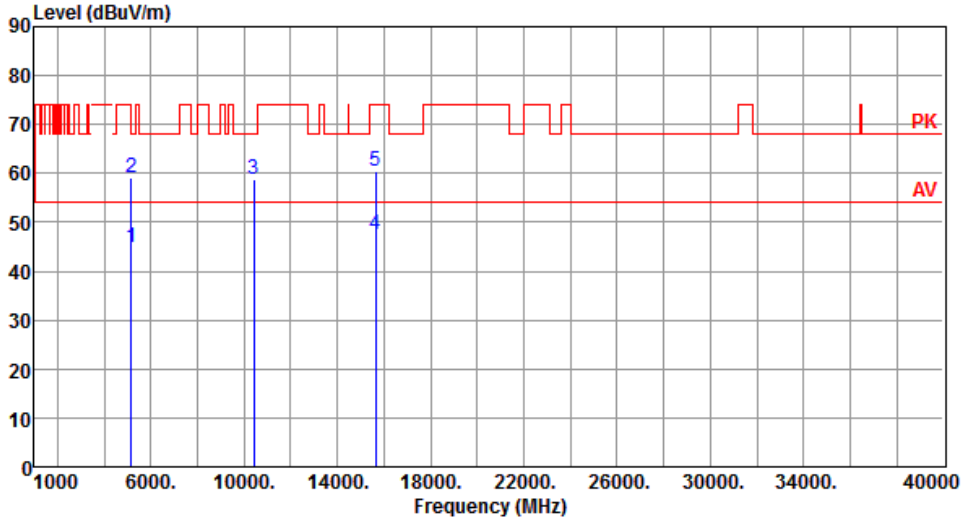

	Freq. MHz	Emission level dBuV/m	Limit dBuV/m	Margin dB	SA reading dBuV	Factor dB	Remark	ANT High cm	Turn Table deg
1	5150.00	44.97	54.00	-9.03	40.33	4.64	Average	105	148
2	5150.00	58.97	74.00	-15.03	54.33	4.64	Peak	105	148
3	10420.00	58.77	68.20	-9.43	44.43	14.34	Peak	100	40
4	15630.00	47.42	54.00	-6.58	32.91	14.51	Average	100	70
5	15630.00	60.56	74.00	-13.44	46.05	14.51	Peak	100	70

Note 1: Emission Level (dBuV/m) = SA Reading (dBuV/m) + Factor* (dB)
*Factor includes antenna factor , cable loss and amplifier gain
Note 2: Margin (dB) = Emission level (dBuV/m) – Limit (dBuV/m).

Modulation	ax HE80 RU106 Index 60	Test Freq. (MHz)	5290
Polarization	Horizontal		

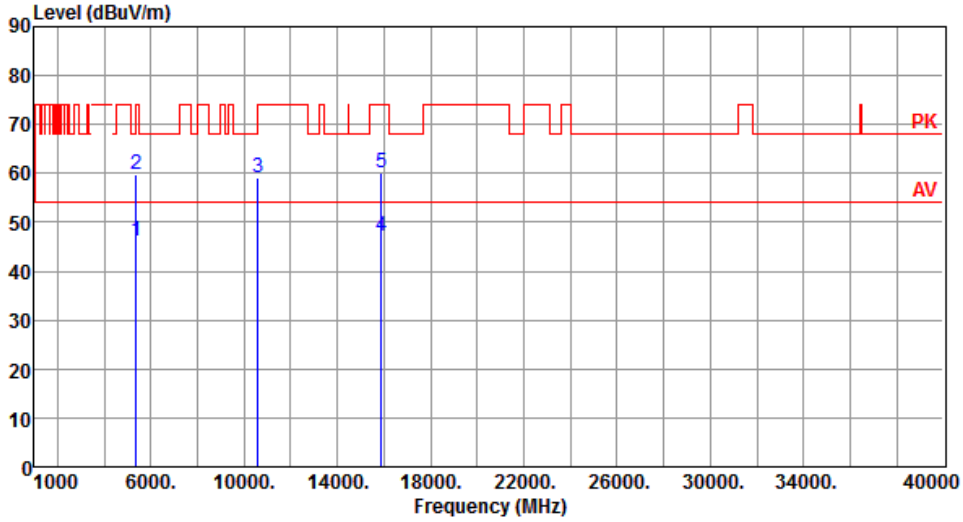

	Freq. MHz	Emission level dBuV/m	Limit dBuV/m	Margin dB	SA reading dBuV	Factor dB	Remark	ANT High cm	Turn Table deg
1	5350.00	46.07	54.00	-7.93	42.13	3.94	Average	202	119
2	5350.00	59.66	74.00	-14.34	55.72	3.94	Peak	202	119
3	10580.00	59.07	68.20	-9.13	44.75	14.32	Peak	100	80
4	15870.00	47.08	54.00	-6.92	32.85	14.23	Average	100	50
5	15870.00	60.22	74.00	-13.78	45.99	14.23	Peak	100	50

Note 1: Emission Level (dBuV/m) = SA Reading (dBuV/m) + Factor* (dB)
*Factor includes antenna factor , cable loss and amplifier gain
Note 2: Margin (dB) = Emission level (dBuV/m) – Limit (dBuV/m).

Modulation	ax HE80 RU106 Index 60	Test Freq. (MHz)	5290
Polarization	Vertical		

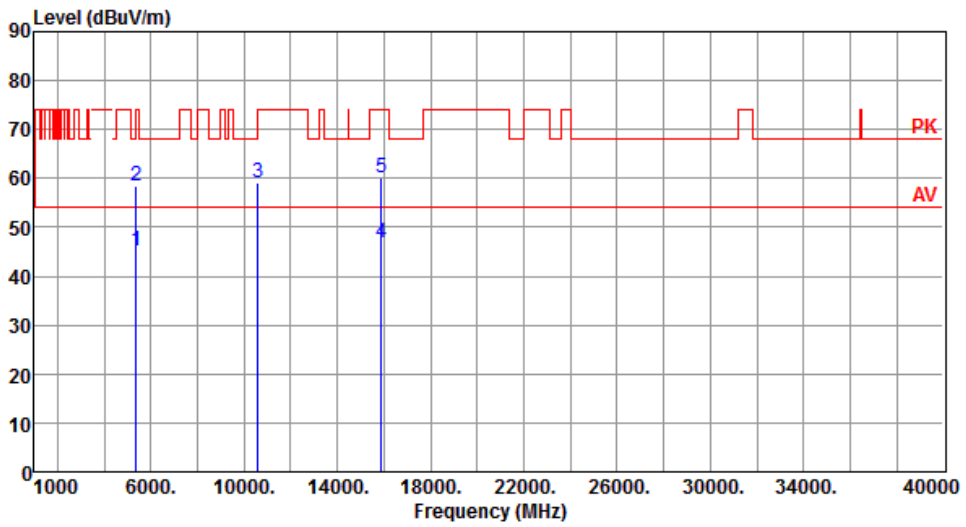

	Freq. MHz	Emission level dBuV/m	Limit dBuV/m	Margin dB	SA reading dBuV	Factor dB	Remark	ANT High cm	Turn Table deg
1	5350.00	45.19	54.00	-8.81	41.25	3.94	Average	100	146
2	5350.00	58.54	74.00	-15.46	54.60	3.94	Peak	100	146
3	10580.00	59.03	68.20	-9.17	44.71	14.32	Peak	100	70
4	15870.00	46.98	54.00	-7.02	32.75	14.23	Average	100	40
5	15870.00	60.14	74.00	-13.86	45.91	14.23	Peak	100	40

Note 1: Emission Level (dBuV/m) = SA Reading (dBuV/m) + Factor* (dB)
*Factor includes antenna factor , cable loss and amplifier gain
Note 2: Margin (dB) = Emission level (dBuV/m) – Limit (dBuV/m).

Modulation	ax HE80 RU106 Index 53	Test Freq. (MHz)	5530
Polarization	Horizontal		

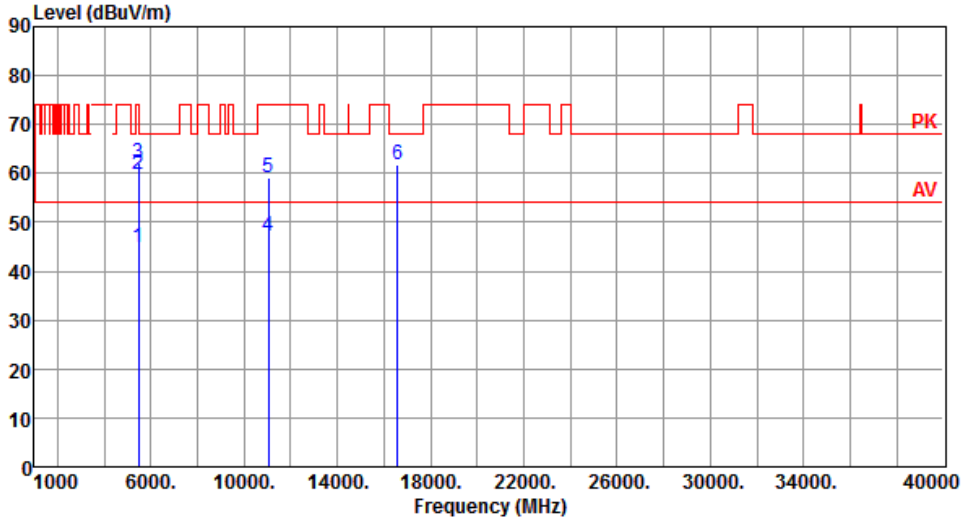

	Freq. MHz	Emission level dBuV/m	Limit dBuV/m	Margin dB	SA reading dBuV	Factor dB	Remark	ANT High cm	Turn Table deg
1	5460.00	44.87	54.00	-9.13	40.42	4.45	Average	168	114
2	5460.00	59.89	74.00	-14.11	55.44	4.45	Peak	168	114
3	5470.00	62.09	68.20	-6.11	57.59	4.50	Peak	168	114
4	11060.00	47.16	54.00	-6.84	32.49	14.67	Average	100	80
5	11060.00	59.21	74.00	-14.79	44.54	14.67	Peak	100	80
6	16590.00	61.68	68.20	-6.52	45.07	16.61	Peak	100	50

Note 1: Emission Level (dBuV/m) = SA Reading (dBuV/m) + Factor* (dB)
*Factor includes antenna factor , cable loss and amplifier gain
Note 2: Margin (dB) = Emission level (dBuV/m) – Limit (dBuV/m).

Modulation	ax HE80 RU106 Index 53	Test Freq. (MHz)	5530
Polarization	Vertical		

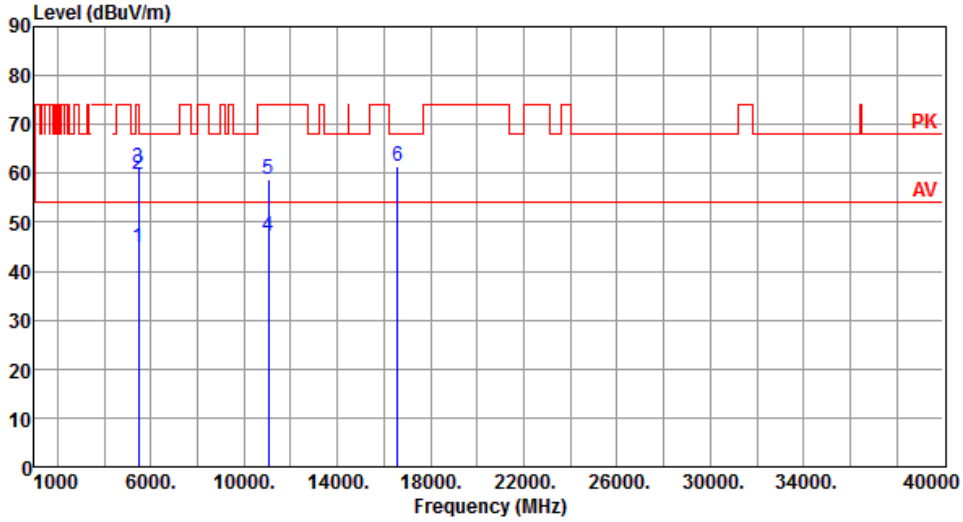

	Freq. MHz	Emission level dBuV/m	Limit dBuV/m	Margin dB	SA reading dBuV	Factor dB	Remark	ANT High cm	Turn Table deg
1	5460.00	44.70	54.00	-9.30	40.25	4.45	Average	100	143
2	5460.00	59.81	74.00	-14.19	55.36	4.45	Peak	100	143
3	5470.00	61.16	68.20	-7.04	56.66	4.50	Peak	100	143
4	11060.00	47.01	54.00	-6.99	32.34	14.67	Average	100	30
5	11060.00	58.92	74.00	-15.08	44.25	14.67	Peak	100	30
6	16590.00	61.45	68.20	-6.75	44.84	16.61	Peak	100	50

Note 1: Emission Level (dBuV/m) = SA Reading (dBuV/m) + Factor* (dB)
*Factor includes antenna factor , cable loss and amplifier gain
Note 2: Margin (dB) = Emission level (dBuV/m) – Limit (dBuV/m).

Modulation	ax HE80 RU106 Index 57	Test Freq. (MHz)	5610
Polarization	Horizontal		

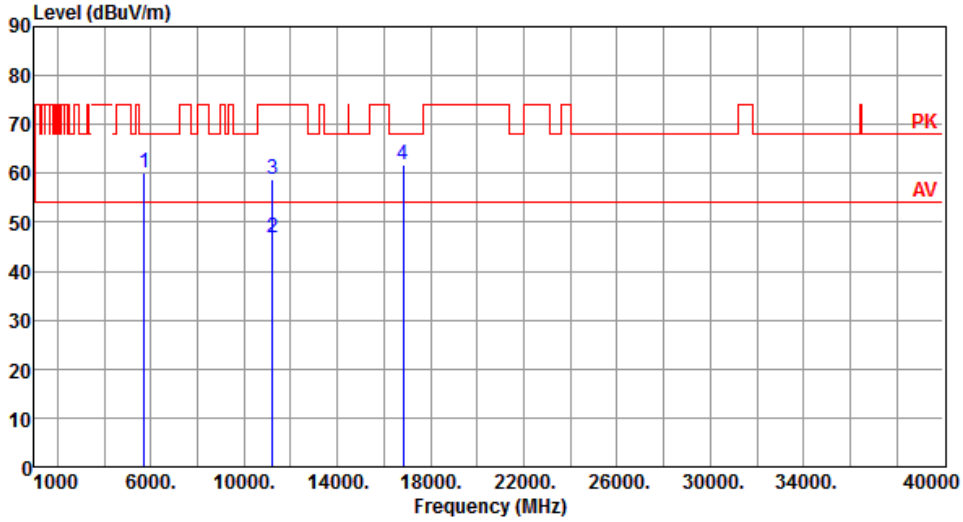

	Freq. MHz	Emission level dBuV/m	Limit dBuV/m	Margin dB	SA reading dBuV	Factor dB	Remark	ANT High cm	Turn Table deg
1	5725.00	60.01	68.20	-8.19	55.16	4.85	Peak	211	113
2	11220.00	46.89	54.00	-7.11	32.60	14.29	Average	100	30
3	11220.00	58.68	74.00	-15.32	44.39	14.29	Peak	100	30
4	16830.00	61.69	68.20	-6.51	44.04	17.65	Peak	100	45

Note 1: Emission Level (dBuV/m) = SA Reading (dBuV/m) + Factor* (dB)
*Factor includes antenna factor , cable loss and amplifier gain
Note 2: Margin (dB) = Emission level (dBuV/m) – Limit (dBuV/m).

Modulation	ax HE80 RU106 Index 57	Test Freq. (MHz)	5610
Polarization	Vertical		

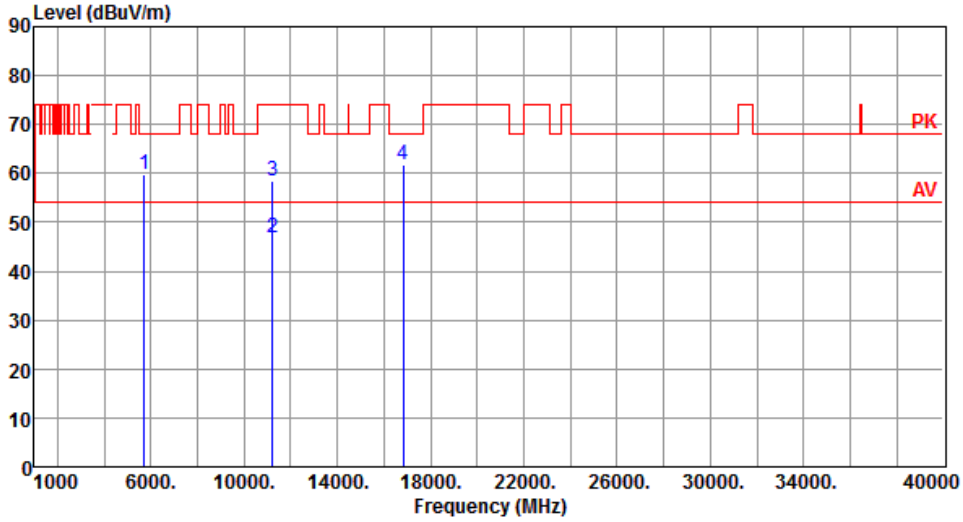

	Freq. MHz	Emission level dBuV/m	Limit dBuV/m	Margin dB	SA reading dBuV	Factor dB	Remark	ANT High cm	Turn Table deg
1	5725.00	59.80	68.20	-8.40	54.95	4.85	Peak	100	148
2	11220.00	46.80	54.00	-7.20	32.51	14.29	Average	100	40
3	11220.00	58.58	74.00	-15.42	44.29	14.29	Peak	100	40
4	16830.00	61.61	68.20	-6.59	43.96	17.65	Peak	100	50

Note 1: Emission Level (dBuV/m) = SA Reading (dBuV/m) + Factor* (dB)
*Factor includes antenna factor , cable loss and amplifier gain
Note 2: Margin (dB) = Emission level (dBuV/m) – Limit (dBuV/m).

Modulation	ax HE80 RU106 Index 60	Test Freq. (MHz)	5690
Polarization	Horizontal		

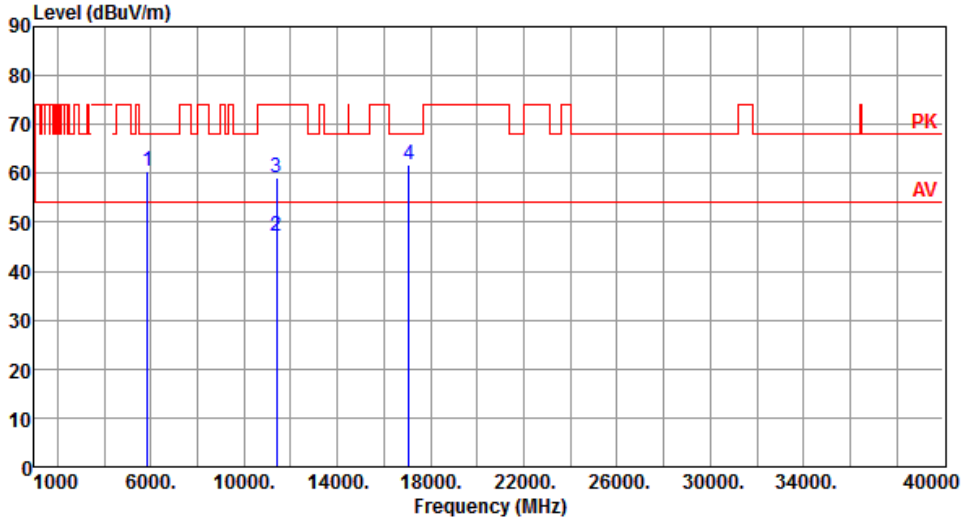

	Freq. MHz	Emission level dBuV/m	Limit dBuV/m	Margin dB	SA reading dBuV	Factor dB	Remark	ANT High cm	Turn Table deg
1	5850.00	60.48	68.20	-7.72	55.03	5.45	Peak	169	115
2	11380.00	47.16	54.00	-6.84	32.55	14.61	Average	100	40
3	11380.00	59.19	74.00	-14.81	44.58	14.61	Peak	100	40
4	17070.00	61.86	68.20	-6.34	44.11	17.75	Peak	100	50

Note 1: Emission Level (dBuV/m) = SA Reading (dBuV/m) + Factor* (dB)
*Factor includes antenna factor , cable loss and amplifier gain
Note 2: Margin (dB) = Emission level (dBuV/m) – Limit (dBuV/m).

Modulation	ax HE80 RU106 Index 60	Test Freq. (MHz)	5690
Polarization	Vertical		

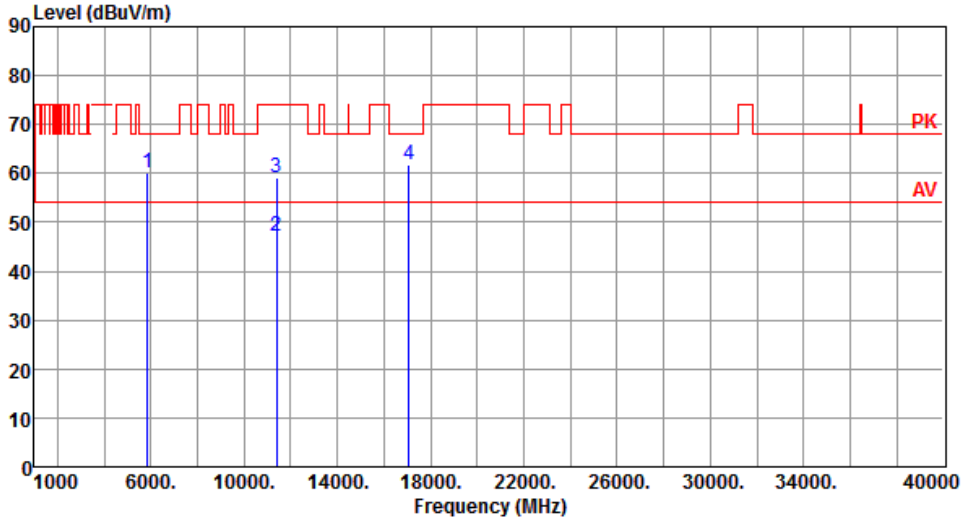

	Freq. MHz	Emission level dBuV/m	Limit dBuV/m	Margin dB	SA reading dBuV	Factor dB	Remark	ANT High cm	Turn Table deg
1	5850.00	60.15	68.20	-8.05	54.70	5.45	Peak	100	147
2	11380.00	47.03	54.00	-6.97	32.42	14.61	Average	100	50
3	11380.00	59.10	74.00	-14.90	44.49	14.61	Peak	100	50
4	17070.00	61.72	68.20	-6.48	43.97	17.75	Peak	100	80

Note 1: Emission Level (dBuV/m) = SA Reading (dBuV/m) + Factor* (dB)
*Factor includes antenna factor , cable loss and amplifier gain
Note 2: Margin (dB) = Emission level (dBuV/m) – Limit (dBuV/m).

3.5.16 Transmitter Radiated Unwanted Emissions (Above 1GHz) for ax HE80 RU242

Modulation	ax HE80 RU242 Index 61	**Test Freq. (MHz)**	5210
Polarization	Horizontal		

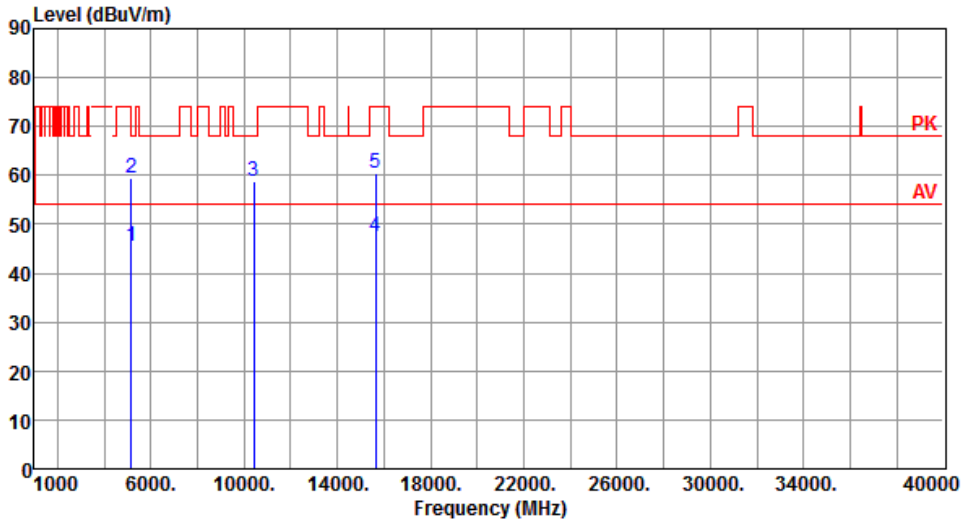

	Freq. MHz	Emission level dBuV/m	Limit dBuV/m	Margin dB	SA reading dBuV	Factor dB	Remark	ANT High cm	Turn Table deg
1	5150.00	45.33	54.00	-8.67	40.69	4.64	Average	176	124
2	5150.00	59.33	74.00	-14.67	54.69	4.64	Peak	176	124
3	10420.00	58.67	68.20	-9.53	44.33	14.34	Peak	100	70
4	15630.00	47.54	54.00	-6.46	33.03	14.51	Average	100	50
5	15630.00	60.42	74.00	-13.58	45.91	14.51	Peak	100	50

Note 1: Emission Level (dBuV/m) = SA Reading (dBuV/m) + Factor* (dB)
*Factor includes antenna factor , cable loss and amplifier gain
Note 2: Margin (dB) = Emission level (dBuV/m) – Limit (dBuV/m).

Modulation	ax HE80 RU242 Index 61	Test Freq. (MHz)	5210
Polarization	Vertical		

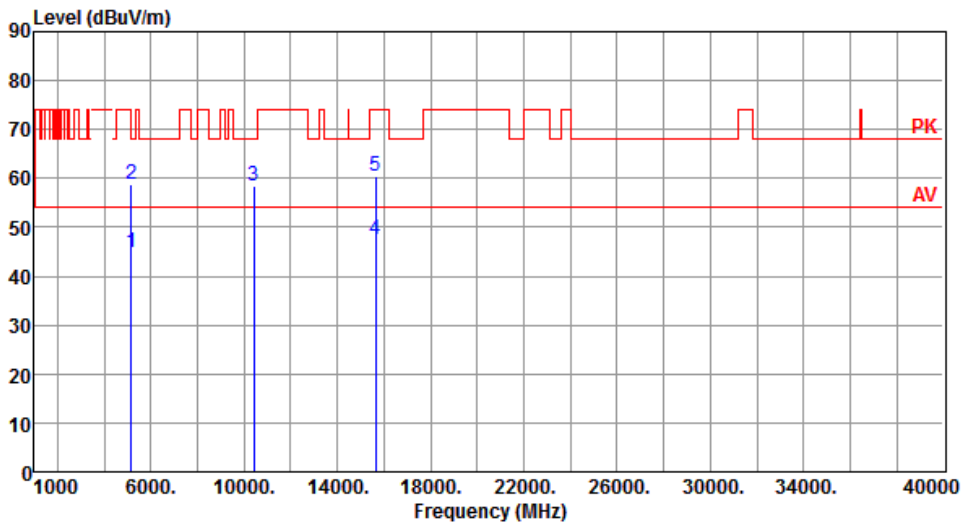

	Freq. MHz	Emission level dBuV/m	Limit dBuV/m	Margin dB	SA reading dBuV	Factor dB	Remark	ANT High cm	Turn Table deg
1	5150.00	44.76	54.00	-9.24	40.12	4.64	Average	100	144
2	5150.00	58.90	74.00	-15.10	54.26	4.64	Peak	100	144
3	10420.00	58.54	68.20	-9.66	44.20	14.34	Peak	100	60
4	15630.00	47.38	54.00	-6.62	32.87	14.51	Average	100	40
5	15630.00	60.36	74.00	-13.64	45.85	14.51	Peak	100	40

Note 1: Emission Level (dBuV/m) = SA Reading (dBuV/m) + Factor* (dB)
*Factor includes antenna factor , cable loss and amplifier gain
Note 2: Margin (dB) = Emission level (dBuV/m) – Limit (dBuV/m).

Modulation	ax HE80 RU242 Index 64	Test Freq. (MHz)	5290
Polarization	Horizontal		

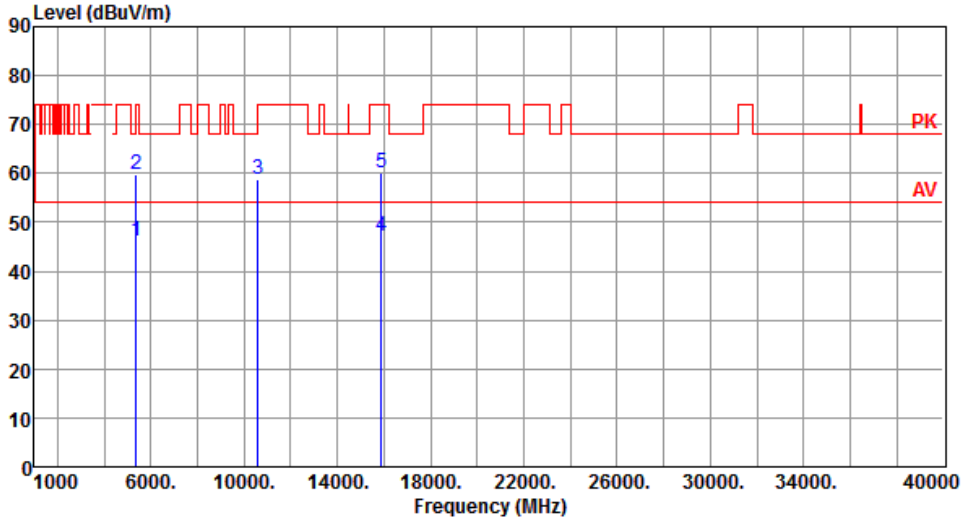

	Freq. MHz	Emission level dBuV/m	Limit dBuV/m	Margin dB	SA reading dBuV	Factor dB	Remark	ANT High cm	Turn Table deg
1	5350.00	46.04	54.00	-7.96	42.10	3.94	Average	201	120
2	5350.00	59.73	74.00	-14.27	55.79	3.94	Peak	201	120
3	10580.00	58.85	68.20	-9.35	44.53	14.32	Peak	100	100
4	15870.00	47.00	54.00	-7.00	32.77	14.23	Average	100	80
5	15870.00	60.10	74.00	-13.90	45.87	14.23	Peak	100	80

Note 1: Emission Level (dBuV/m) = SA Reading (dBuV/m) + Factor* (dB)
*Factor includes antenna factor , cable loss and amplifier gain
Note 2: Margin (dB) = Emission level (dBuV/m) – Limit (dBuV/m).

Modulation	ax HE80 RU242 Index 64	Test Freq. (MHz)	5290
Polarization	Vertical		

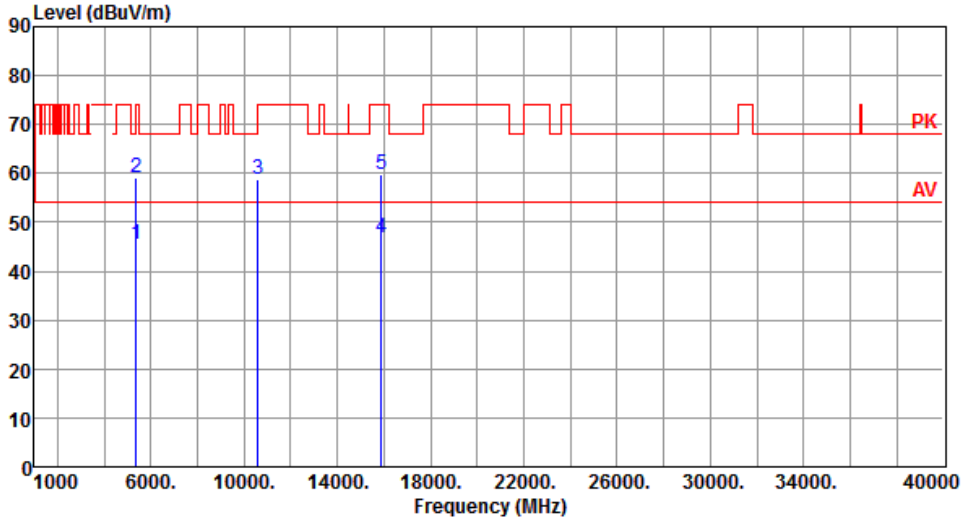

	Freq. MHz	Emission level dBuV/m	Limit dBuV/m	Margin dB	SA reading dBuV	Factor dB	Remark	ANT High cm	Turn Table deg
1	5350.00	45.35	54.00	-8.65	41.41	3.94	Average	105	145
2	5350.00	59.00	74.00	-15.00	55.06	3.94	Peak	105	145
3	10580.00	58.69	68.20	-9.51	44.37	14.32	Peak	100	50
4	15870.00	46.83	54.00	-7.17	32.60	14.23	Average	100	60
5	15870.00	59.89	74.00	-14.11	45.66	14.23	Peak	100	60

Note 1: Emission Level (dBuV/m) = SA Reading (dBuV/m) + Factor* (dB)
*Factor includes antenna factor , cable loss and amplifier gain
Note 2: Margin (dB) = Emission level (dBuV/m) – Limit (dBuV/m).

Modulation	ax HE80 RU242 Index 61	Test Freq. (MHz)	5530
Polarization	Horizontal		

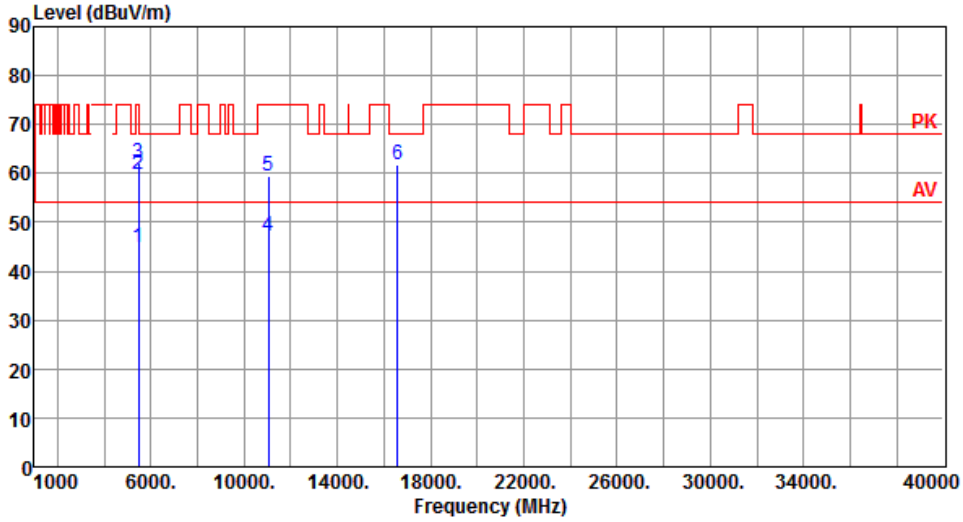

	Freq. MHz	Emission level dBuV/m	Limit dBuV/m	Margin dB	SA reading dBuV	Factor dB	Remark	ANT High cm	Turn Table deg
1	5460.00	44.67	54.00	-9.33	40.22	4.45	Average	171	114
2	5460.00	59.67	74.00	-14.33	55.22	4.45	Peak	171	114
3	5470.00	62.19	68.20	-6.01	57.69	4.50	Peak	171	114
4	11060.00	47.22	54.00	-6.78	32.55	14.67	Average	100	40
5	11060.00	59.44	74.00	-14.56	44.77	14.67	Peak	100	40
6	16590.00	61.62	68.20	-6.58	45.01	16.61	Peak	100	55

Note 1: Emission Level (dBuV/m) = SA Reading (dBuV/m) + Factor* (dB)
*Factor includes antenna factor , cable loss and amplifier gain
Note 2: Margin (dB) = Emission level (dBuV/m) – Limit (dBuV/m).

Modulation	ax HE80 RU242 Index 61	Test Freq. (MHz)	5530
Polarization	Vertical		

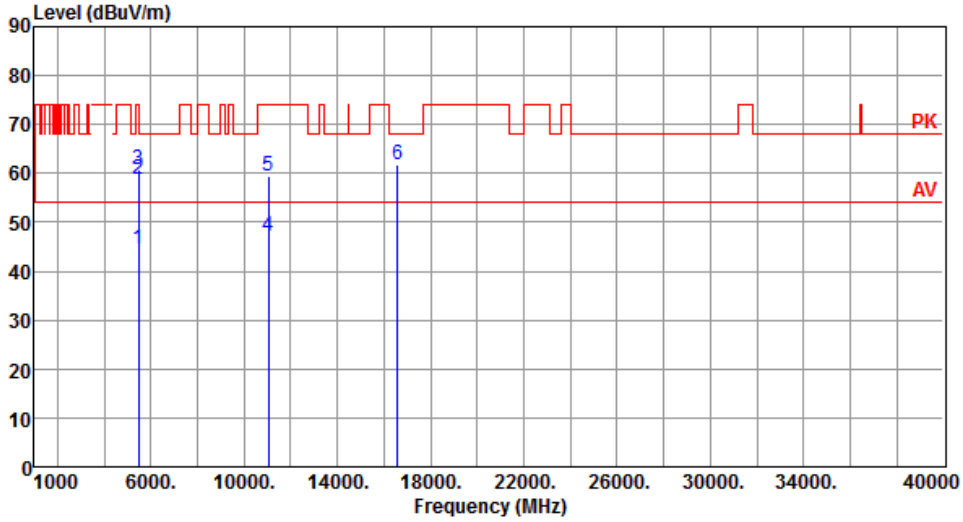

	Freq. MHz	Emission level dBuV/m	Limit dBuV/m	Margin dB	SA reading dBuV	Factor dB	Remark	ANT High cm	Turn Table deg
1	5460.00	44.58	54.00	-9.42	40.13	4.45	Average	100	149
2	5460.00	58.92	74.00	-15.08	54.47	4.45	Peak	100	149
3	5470.00	60.93	68.20	-7.27	56.43	4.50	Peak	100	149
4	11060.00	47.07	54.00	-6.93	32.40	14.67	Average	100	50
5	11060.00	59.29	74.00	-14.71	44.62	14.67	Peak	100	50
6	16590.00	61.72	68.20	-6.48	45.11	16.61	Peak	100	90

Note 1: Emission Level (dBuV/m) = SA Reading (dBuV/m) + Factor* (dB)
*Factor includes antenna factor , cable loss and amplifier gain
Note 2: Margin (dB) = Emission level (dBuV/m) – Limit (dBuV/m).

Modulation	ax HE80 RU242 Index 62	Test Freq. (MHz)	5610
Polarization	Horizontal		

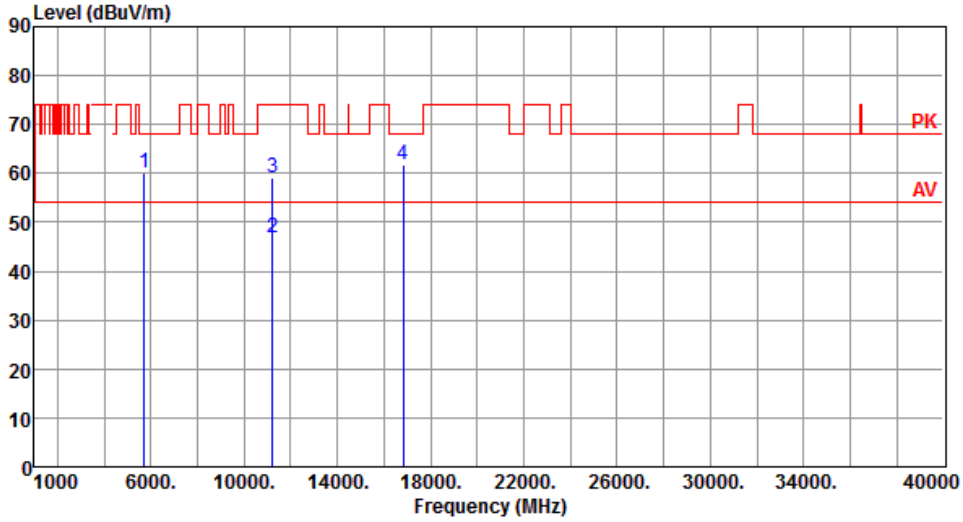

	Freq. MHz	Emission level dBuV/m	Limit dBuV/m	Margin dB	SA reading dBuV	Factor dB	Remark	ANT High cm	Turn Table deg
1	5725.00	60.06	68.20	-8.14	55.21	4.85	Peak	221	113
2	11220.00	46.98	54.00	-7.02	32.69	14.29	Average	100	30
3	11220.00	58.98	74.00	-15.02	44.69	14.29	Peak	100	30
4	16830.00	61.75	68.20	-6.45	44.10	17.65	Peak	100	45

Note 1: Emission Level (dBuV/m) = SA Reading (dBuV/m) + Factor* (dB)
*Factor includes antenna factor , cable loss and amplifier gain
Note 2: Margin (dB) = Emission level (dBuV/m) – Limit (dBuV/m).

Modulation	ax HE80 RU242 Index 62	Test Freq. (MHz)	5610
Polarization	Vertical		

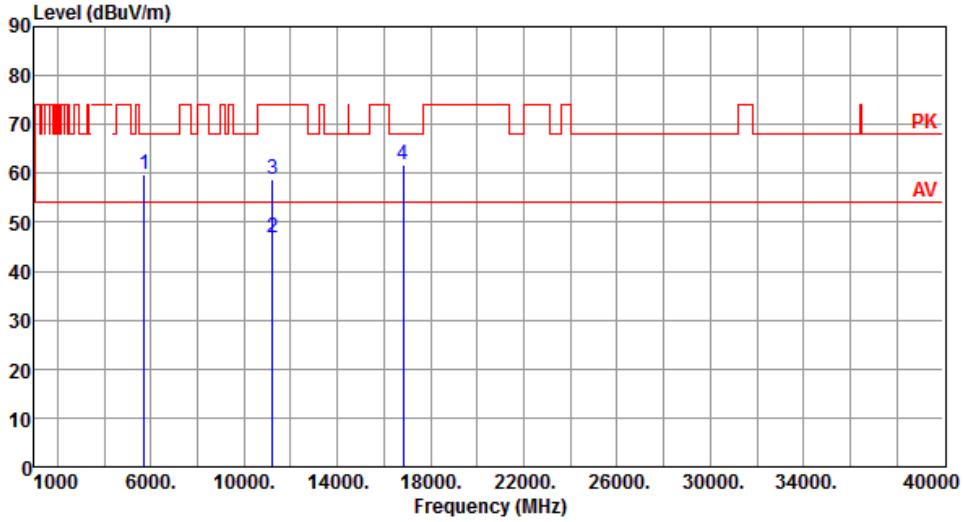

	Freq. MHz	Emission level dBuV/m	Limit dBuV/m	Margin dB	SA reading dBuV	Factor dB	Remark	ANT High cm	Turn Table deg
1	5725.00	59.81	68.20	-8.39	54.96	4.85	Peak	102	145
2	11220.00	46.83	54.00	-7.17	32.54	14.29	Average	100	30
3	11220.00	58.66	74.00	-15.34	44.37	14.29	Peak	100	30
4	16830.00	61.81	68.20	-6.39	44.16	17.65	Peak	100	50

Note 1: Emission Level (dBuV/m) = SA Reading (dBuV/m) + Factor* (dB)
*Factor includes antenna factor , cable loss and amplifier gain
Note 2: Margin (dB) = Emission level (dBuV/m) – Limit (dBuV/m).

Modulation	ax HE80 RU242 Index 64	Test Freq. (MHz)	5690
Polarization	Horizontal		

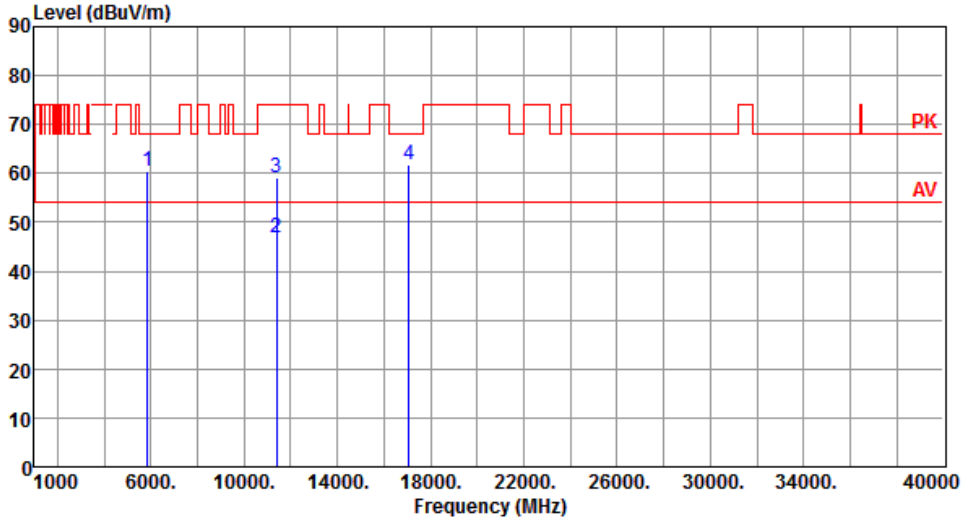

	Freq. MHz	Emission level dBuV/m	Limit dBuV/m	Margin dB	SA reading dBuV	Factor dB	Remark	ANT High cm	Turn Table deg
1	5850.00	60.36	68.20	-7.84	54.91	5.45	Peak	168	117
2	11380.00	46.99	54.00	-7.01	32.38	14.61	Average	100	30
3	11380.00	59.14	74.00	-14.86	44.53	14.61	Peak	100	30
4	17070.00	61.87	68.20	-6.33	44.12	17.75	Peak	100	50

Note 1: Emission Level (dBuV/m) = SA Reading (dBuV/m) + Factor* (dB)
*Factor includes antenna factor , cable loss and amplifier gain
Note 2: Margin (dB) = Emission level (dBuV/m) – Limit (dBuV/m).

Modulation	ax HE80 RU242 Index 64	Test Freq. (MHz)	5690
Polarization	Vertical		

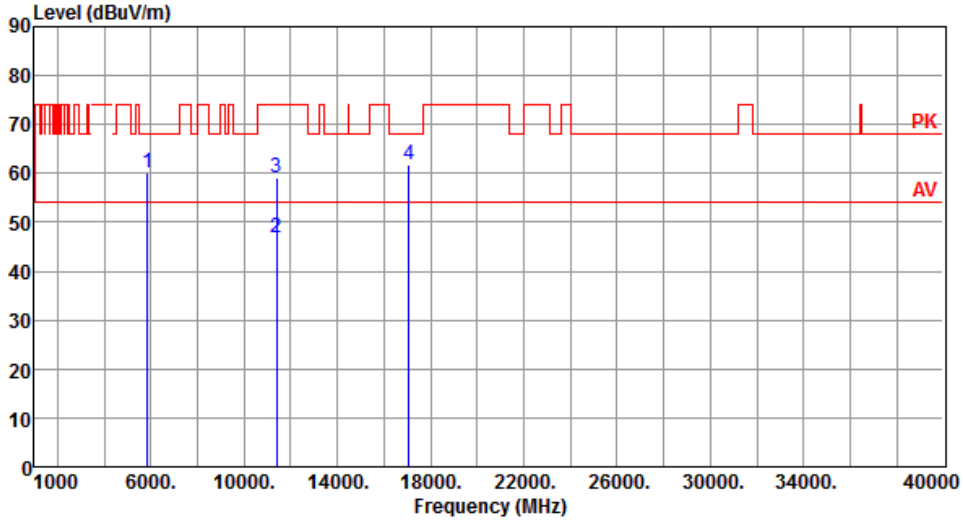

	Freq. MHz	Emission level dBuV/m	Limit dBuV/m	Margin dB	SA reading dBuV	Factor dB	Remark	ANT High cm	Turn Table deg
1	5850.00	60.13	68.20	-8.07	54.68	5.45	Peak	100	146
2	11380.00	46.92	54.00	-7.08	32.31	14.61	Average	100	20
3	11380.00	58.98	74.00	-15.02	44.37	14.61	Peak	100	20
4	17070.00	61.80	68.20	-6.40	44.05	17.75	Peak	100	80

Note 1: Emission Level (dBuV/m) = SA Reading (dBuV/m) + Factor* (dB)
*Factor includes antenna factor , cable loss and amplifier gain
Note 2: Margin (dB) = Emission level (dBuV/m) – Limit (dBuV/m).

3.5.17 Transmitter Radiated Unwanted Emissions (Above 1GHz) for ax HE80 RU484

Modulation	ax HE80 RU484 Index 65	**Test Freq. (MHz)**	5210
Polarization	Horizontal		

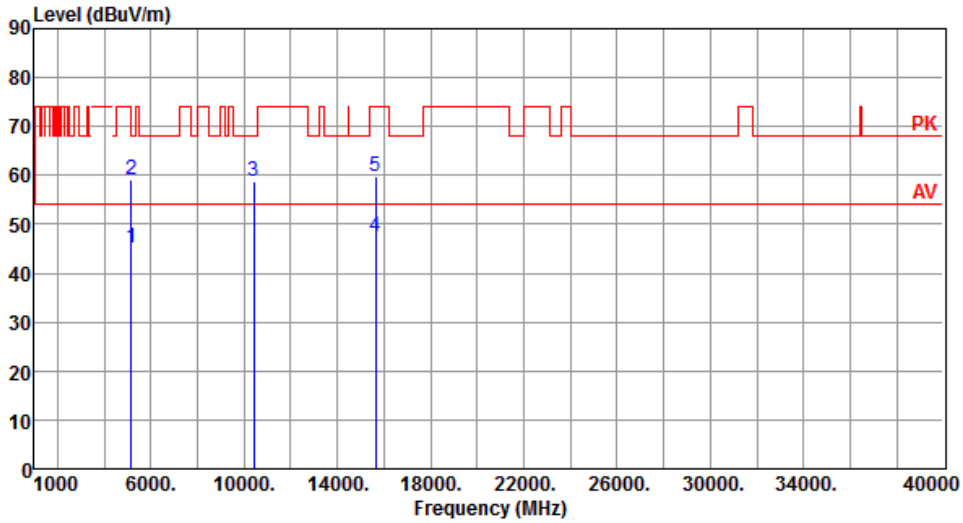

	Freq. MHz	Emission level dBuV/m	Limit dBuV/m	Margin dB	SA reading dBuV	Factor dB	Remark	ANT High cm	Turn Table deg
1	5150.00	45.24	54.00	-8.76	40.60	4.64	Average	194	125
2	5150.00	59.27	74.00	-14.73	54.63	4.64	Peak	194	125
3	10420.00	58.66	68.20	-9.54	44.32	14.34	Peak	100	20
4	15630.00	47.51	54.00	-6.49	33.00	14.51	Average	100	30
5	15630.00	59.75	74.00	-14.25	45.24	14.51	Peak	100	30

Note 1: Emission Level (dBuV/m) = SA Reading (dBuV/m) + Factor* (dB)
*Factor includes antenna factor , cable loss and amplifier gain
Note 2: Margin (dB) = Emission level (dBuV/m) – Limit (dBuV/m).

Modulation	ax HE80 RU484 Index 65	Test Freq. (MHz)	5210
Polarization	Vertical		

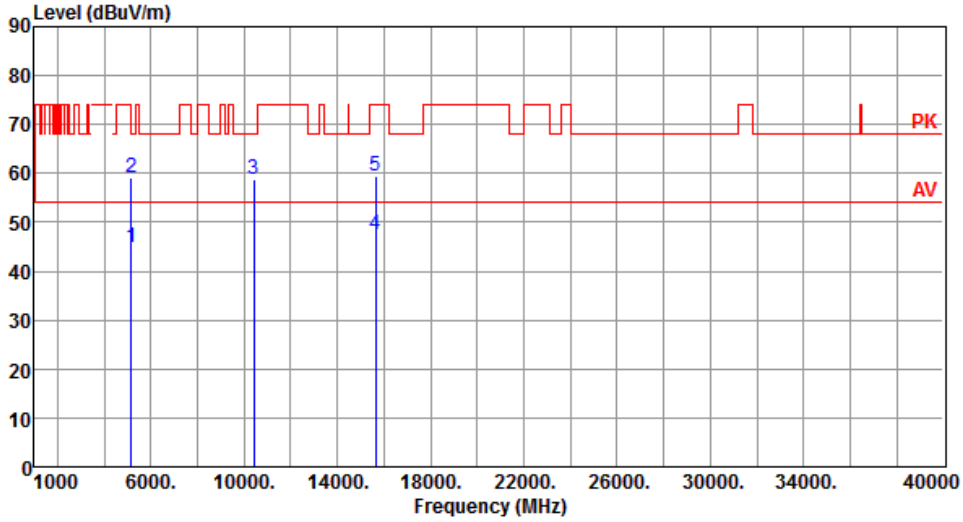

	Freq. MHz	Emission level dBuV/m	Limit dBuV/m	Margin dB	SA reading dBuV	Factor dB	Remark	ANT High cm	Turn Table deg
1	5150.00	44.76	54.00	-9.24	40.12	4.64	Average	100	144
2	5150.00	58.98	74.00	-15.02	54.34	4.64	Peak	100	144
3	10420.00	58.65	68.20	-9.55	44.31	14.34	Peak	100	30
4	15630.00	47.35	54.00	-6.65	32.84	14.51	Average	100	20
5	15630.00	59.61	74.00	-14.39	45.10	14.51	Peak	100	20

Note 1: Emission Level (dBuV/m) = SA Reading (dBuV/m) + Factor* (dB)
*Factor includes antenna factor , cable loss and amplifier gain
Note 2: Margin (dB) = Emission level (dBuV/m) – Limit (dBuV/m).

Modulation	ax HE80 RU484 Index 66	Test Freq. (MHz)	5290
Polarization	Horizontal		

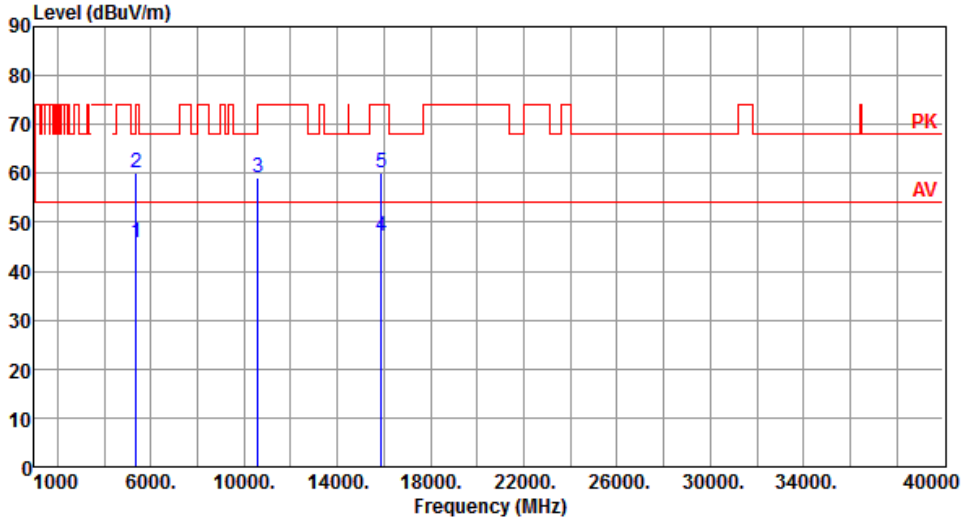

	Freq. MHz	Emission level dBuV/m	Limit dBuV/m	Margin dB	SA reading dBuV	Factor dB	Remark	ANT High cm	Turn Table deg
1	5350.00	45.97	54.00	-8.03	42.03	3.94	Average	239	116
2	5350.00	59.96	74.00	-14.04	56.02	3.94	Peak	239	116
3	10580.00	59.09	68.20	-9.11	44.77	14.32	Peak	100	40
4	15870.00	47.00	54.00	-7.00	32.77	14.23	Average	100	35
5	15870.00	59.96	74.00	-14.04	45.73	14.23	Peak	100	35

Note 1: Emission Level (dBuV/m) = SA Reading (dBuV/m) + Factor* (dB)
*Factor includes antenna factor , cable loss and amplifier gain
Note 2: Margin (dB) = Emission level (dBuV/m) – Limit (dBuV/m).

Modulation	ax HE80 RU484 Index 66	Test Freq. (MHz)	5290
Polarization	Vertical		

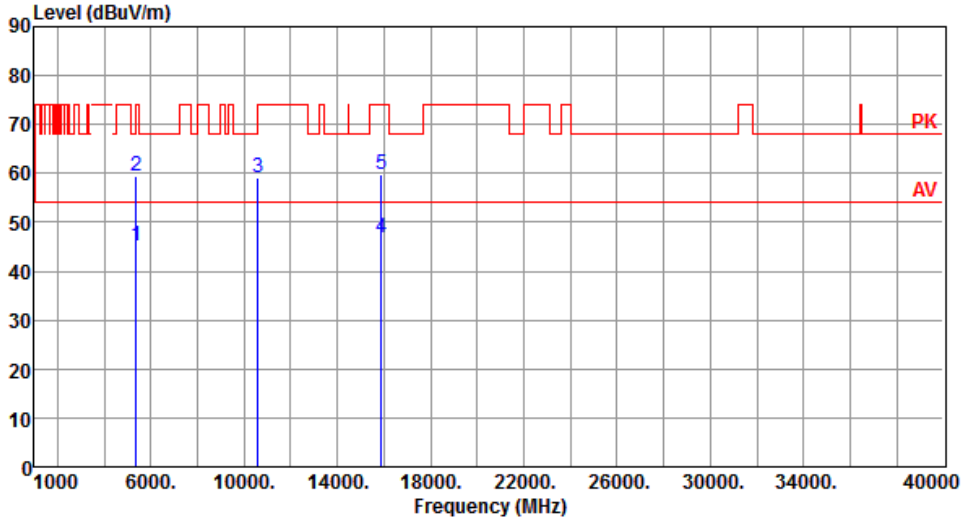

	Freq. MHz	Emission level dBuV/m	Limit dBuV/m	Margin dB	SA reading dBuV	Factor dB	Remark	ANT High cm	Turn Table deg
1	5350.00	45.09	54.00	-8.91	41.15	3.94	Average	100	149
2	5350.00	59.32	74.00	-14.68	55.38	3.94	Peak	100	149
3	10580.00	59.04	68.20	-9.16	44.72	14.32	Peak	100	40
4	15870.00	46.89	54.00	-7.11	32.66	14.23	Average	100	90
5	15870.00	59.87	74.00	-14.13	45.64	14.23	Peak	100	90

Note 1: Emission Level (dBuV/m) = SA Reading (dBuV/m) + Factor* (dB)
*Factor includes antenna factor , cable loss and amplifier gain
Note 2: Margin (dB) = Emission level (dBuV/m) – Limit (dBuV/m).

Modulation	ax HE80 RU484 Index 65	Test Freq. (MHz)	5530
Polarization	Horizontal		

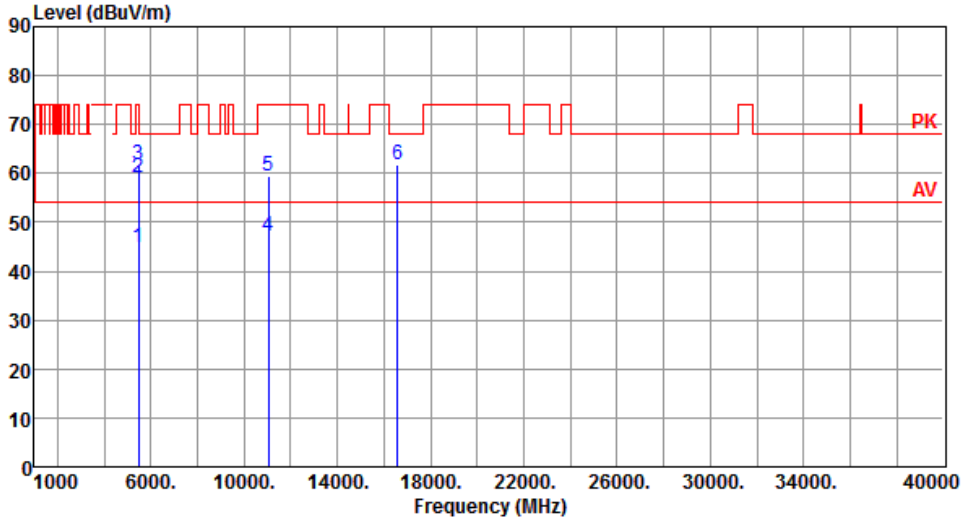

	Freq. MHz	Emission level dBuV/m	Limit dBuV/m	Margin dB	SA reading dBuV	Factor dB	Remark	ANT High cm	Turn Table deg
1	5460.00	44.81	54.00	-9.19	40.36	4.45	Average	129	116
2	5460.00	59.20	74.00	-14.80	54.75	4.45	Peak	129	116
3	5470.00	61.83	68.20	-6.37	57.33	4.50	Peak	129	116
4	11060.00	47.23	54.00	-6.77	32.56	14.67	Average	100	60
5	11060.00	59.30	74.00	-14.70	44.63	14.67	Peak	100	60
6	16590.00	61.77	68.20	-6.43	45.16	16.61	Peak	100	90

Note 1: Emission Level (dBuV/m) = SA Reading (dBuV/m) + Factor* (dB)
*Factor includes antenna factor , cable loss and amplifier gain
Note 2: Margin (dB) = Emission level (dBuV/m) – Limit (dBuV/m).

Modulation	ax HE80 RU484 Index 65	Test Freq. (MHz)	5530
Polarization	Vertical		

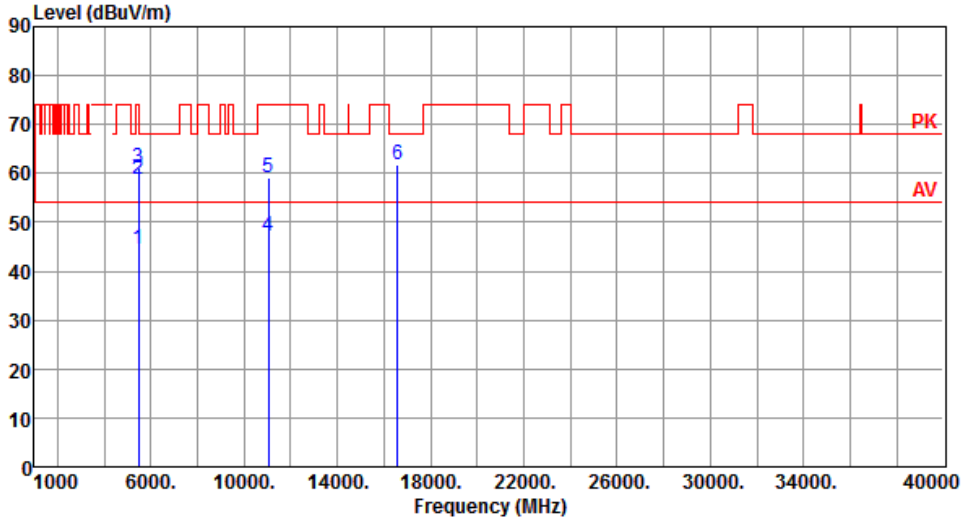

	Freq. MHz	Emission level dBuV/m	Limit dBuV/m	Margin dB	SA reading dBuV	Factor dB	Remark	ANT High cm	Turn Table deg
1	5460.00	44.50	54.00	-9.50	40.05	4.45	Average	100	143
2	5460.00	58.90	74.00	-15.10	54.45	4.45	Peak	100	143
3	5470.00	61.13	68.20	-7.07	56.63	4.50	Peak	100	143
4	11060.00	47.00	54.00	-7.00	32.33	14.67	Average	100	80
5	11060.00	59.21	74.00	-14.79	44.54	14.67	Peak	100	80
6	16590.00	61.65	68.20	-6.55	45.04	16.61	Peak	100	80

Note 1: Emission Level (dBuV/m) = SA Reading (dBuV/m) + Factor* (dB)
*Factor includes antenna factor , cable loss and amplifier gain
Note 2: Margin (dB) = Emission level (dBuV/m) – Limit (dBuV/m).

Modulation	ax HE80 RU484 Index 66	Test Freq. (MHz)	5610
Polarization	Horizontal		

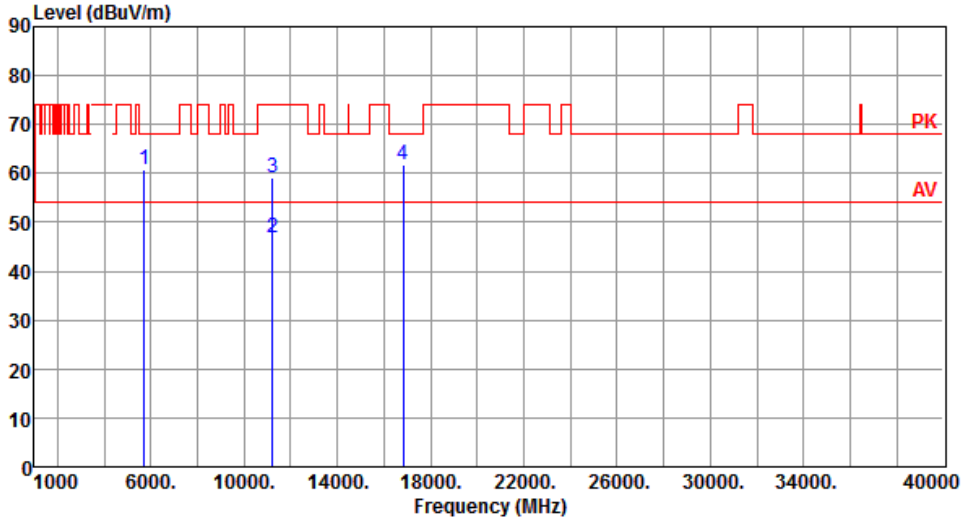

	Freq. MHz	Emission level dBuV/m	Limit dBuV/m	Margin dB	SA reading dBuV	Factor dB	Remark	ANT High cm	Turn Table deg
1	5725.00	60.84	68.20	-7.36	55.99	4.85	Peak	222	114
2	11220.00	46.97	54.00	-7.03	32.68	14.29	Average	100	50
3	11220.00	59.10	74.00	-14.90	44.81	14.29	Peak	100	50
4	16830.00	61.80	68.20	-6.40	44.15	17.65	Peak	100	80

Note 1: Emission Level (dBuV/m) = SA Reading (dBuV/m) + Factor* (dB)
*Factor includes antenna factor , cable loss and amplifier gain
Note 2: Margin (dB) = Emission level (dBuV/m) – Limit (dBuV/m).

Modulation	ax HE80 RU484 Index 66	Test Freq. (MHz)	5610
Polarization	Vertical		

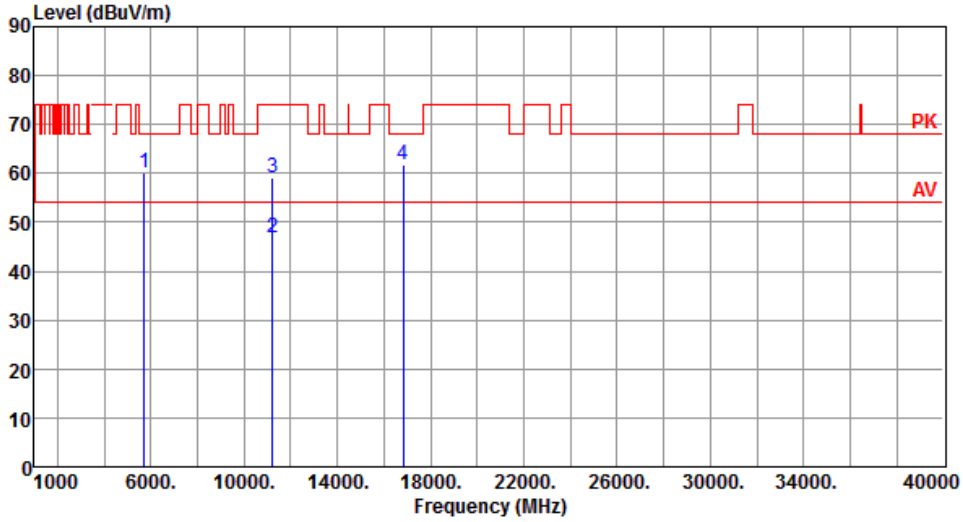

	Freq. MHz	Emission level dBuV/m	Limit dBuV/m	Margin dB	SA reading dBuV	Factor dB	Remark	ANT High cm	Turn Table deg
1	5725.00	60.24	68.20	-7.96	55.39	4.85	Peak	100	149
2	11220.00	46.88	54.00	-7.12	32.59	14.29	Average	100	60
3	11220.00	59.06	74.00	-14.94	44.77	14.29	Peak	100	60
4	16830.00	61.84	68.20	-6.36	44.19	17.65	Peak	100	40

Note 1: Emission Level (dBuV/m) = SA Reading (dBuV/m) + Factor* (dB)
*Factor includes antenna factor , cable loss and amplifier gain
Note 2: Margin (dB) = Emission level (dBuV/m) – Limit (dBuV/m).

Modulation	ax HE80 RU484 Index 66	Test Freq. (MHz)	5690
Polarization	Horizontal		

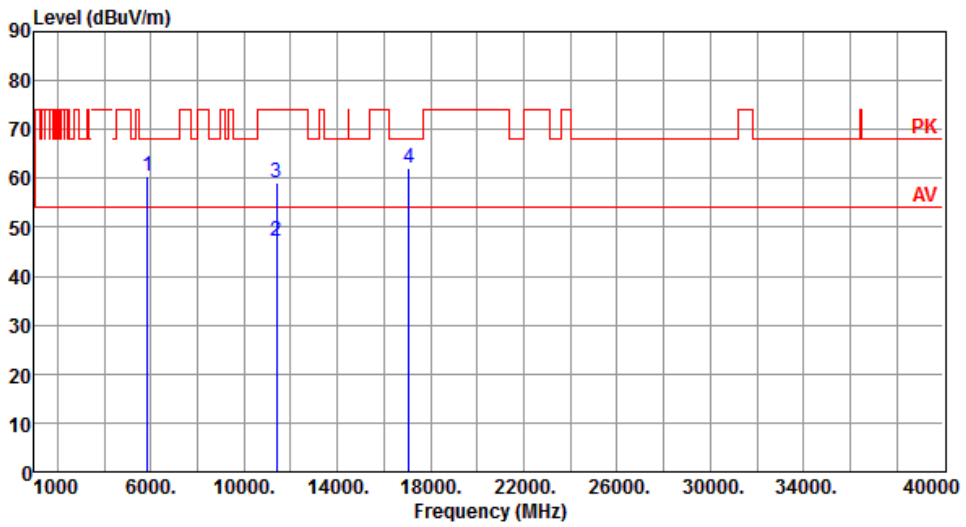

	Freq. MHz	Emission level dBuV/m	Limit dBuV/m	Margin dB	SA reading dBuV	Factor dB	Remark	ANT High cm	Turn Table deg
1	5850.00	60.51	68.20	-7.69	55.06	5.45	Peak	167	115
2	11380.00	47.01	54.00	-6.99	32.40	14.61	Average	100	80
3	11380.00	59.14	74.00	-14.86	44.53	14.61	Peak	100	80
4	17070.00	61.96	68.20	-6.24	44.21	17.75	Peak	100	70

Note 1: Emission Level (dBuV/m) = SA Reading (dBuV/m) + Factor* (dB)
*Factor includes antenna factor , cable loss and amplifier gain
Note 2: Margin (dB) = Emission level (dBuV/m) – Limit (dBuV/m).

Modulation	ax HE80 RU484 Index 66	Test Freq. (MHz)	5690
Polarization	Vertical		

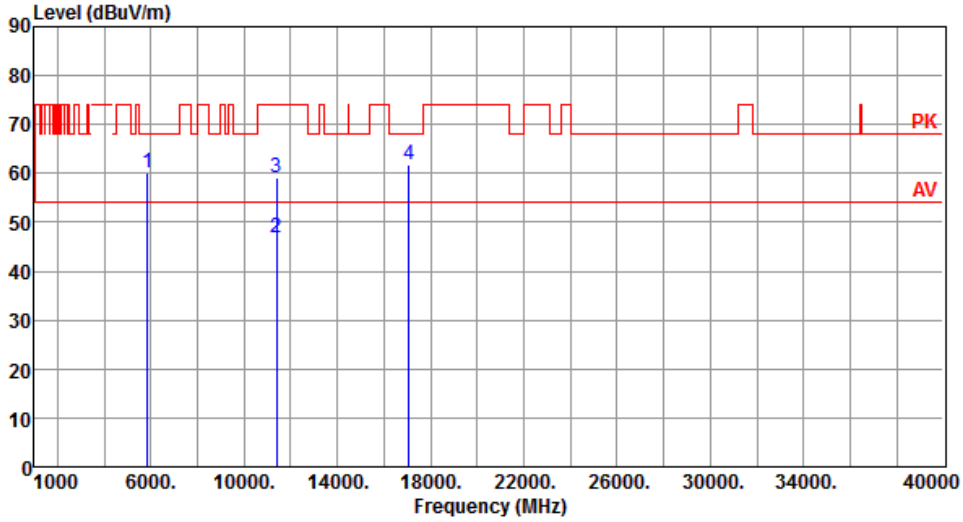

	Freq. MHz	Emission level dBuV/m	Limit dBuV/m	Margin dB	SA reading dBuV	Factor dB	Remark	ANT High cm	Turn Table deg
1	5850.00	60.23	68.20	-7.97	54.78	5.45	Peak	103	144
2	11380.00	46.96	54.00	-7.04	32.35	14.61	Average	100	120
3	11380.00	58.96	74.00	-15.04	44.35	14.61	Peak	100	120
4	17070.00	61.83	68.20	-6.37	44.08	17.75	Peak	100	60

Note 1: Emission Level (dBuV/m) = SA Reading (dBuV/m) + Factor* (dB)
*Factor includes antenna factor , cable loss and amplifier gain
Note 2: Margin (dB) = Emission level (dBuV/m) – Limit (dBuV/m).

3.6 Frequency Stability

3.6.1 Limit of Frequency Stability

Manufacturers of U-NII devices are responsible for ensuring frequency stability such that an emission is maintained within the band of operation under all conditions of normal operation as specified in the user's manual.

3.6.2 Test Procedures

1. The EUT is installed in an environment test chamber with external power source.
2. Set the chamber to operate at 20 centigrade and external power source to output at nominal voltage of EUT.
3. A sufficient stabilization period at each temperature is used prior to each frequency measurement.
4. When temperature is stabled, measure the frequency stability.
5. The test shall be performed under normal and extreme condition for temperature and voltage.

3.6.3 Test Setup

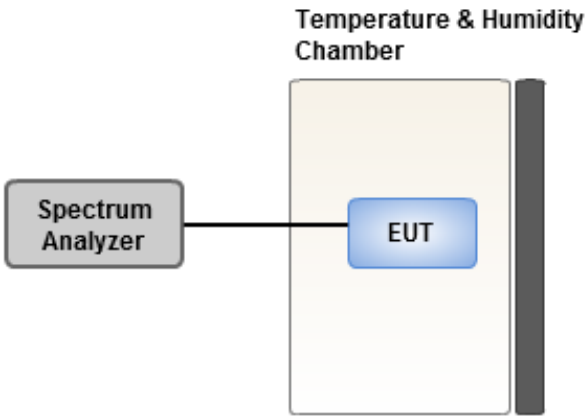

3.6.4 Test Result of Frequency Stability

Frequency: 5320 MHz	Frequency Drift (ppm)			
Temperature (°C)	**0 minute**	**2 minutes**	**5 minutes**	**10 minutes**
T20°CVmax	2.14	2.29	2.56	1.99
T20°CVmin	2.16	2.41	2.14	2.49
T55°CVnom	5.74	6.28	5.51	5.76
T50°CVnom	5.38	5.24	5.74	5.04
T40°CVnom	4.37	4.26	4.25	4.27
T30°CVnom	3.50	3.59	3.85	3.45
T20°CVnom	2.62	3.05	2.59	3.03
T10°CVnom	3.07	3.42	3.15	2.74
T0°CVnom	2.42	2.77	2.55	2.91
T-10°CVnom	2.09	2.40	2.26	2.01
T-20°CVnom	2.36	2.44	1.86	2.11
T-30°CVnom	2.06	2.50	2.20	1.83
Vnom [V]: 3.9		Vmax [V]: 4.29		Vmin [V]: 3.51
Tnom [°C]: 20		Tmax [°C]: 55		Tmin [°C]: -30

4 Test laboratory information

Established in 2012, ICC provides foremost EMC & RF Testing and advisory consultation services by our skilled engineers and technicians. Our services employ a wide variety of advanced edge test equipment and one of the widest certification extents in the business.

International Certification Corp (EMC and Wireless Communication Laboratory), it is our definitive objective is to institute long term, trust-based associations with our clients. The expectation we set up with our clients is based on outstanding service, practical expertise and devotion to a certified value structure. Our passion is to grant our clients with best EMC / RF services by oriented knowledgeable and accommodating staff.

Our Test sites are located at Linkou District and Kwei Shan District. Location map can be found on our website http://www.icertifi.com.tw.

Linkou	**Kwei Shan**	**Kwei Shan Site II**
Tel: 886-2-2601-1640	Tel: 886-3-271-8666	Tel: 886-3-271-8640
No. 30-2, Ding Fwu Tsuen, Lin Kou District, New Taipei City, Taiwan, R.O.C.	No. 3-1, Lane 6, Wen San 3rd St., Kwei Shan District, Tao Yuan City 333, Taiwan, R.O.C.	No. 14-1, Lane 19, Wen San 3rd St., Kwei Shan District, Tao Yuan City 333, Taiwan, R.O.C.

If you have any suggestion, please feel free to contact us as below information.

Tel: 886-3-271-8666
Fax: 886-3-318-0155
Email: ICC_Service@icertifi.com.tw

═END═