PHILIPS

Headphones

8000 Series

TAH8507

User manual

Register your product and get support at
www.philips.com/support

Contents

1 Important safety instructions 2
Hearing safety 2
General information 2

2 Your Bluetooth over-ear headphones 3
What's in the box 3
Other devices 3
Overview of your Bluetooth wireless headphones 4

3 Get started 5
Charge the battery 5
Pair the headphones with your mobile phone 5

4 Use your headphones 6
Connect the headphones to your Bluetooth device 6
Wired connection 6
Multi-point connection 6
Manage your calls and music 7

5 Technical data 8

6 Notice 9
Declaration of conformity 9
Disposal of your old product and battery 9
Remove the integrated battery 9
Compliance with EMF 9
Environmental information 10
Notice of compliance 10

7 Trademarks 11

8 Frequently asked questions 12

1 Important safety instructions

Hearing safety

Danger

- To avoid hearing damage, limit the time you use headphones at high volume and set the volume to a safe level. The louder the volume, the shorter the safe listening time is.

Be sure to observe the following guidelines when using your headphones.

- Listen at reasonable volumes for reasonable periods of time.
- Be careful not to adjust the volume continuously upwards as your hearing adapts.
- Do not turn up the volume so high that you can't hear what's around you.
- You should use caution or temporarily discontinue use in potentially hazardous situations.
- Excessive sound pressure from earphones and headphones can cause hearing loss.
- Using headphones with both ears covered while driving is not recommended and may be illegal in some areas while driving.
- For your safety, avoid distractions from music or phone calls while in traffic or other potentially dangerous environments.

General information

To avoid damage or malfunction:

Caution

- Do not expose headphones to excessive heat.
- Do not drop your headphones.
- Headphones shall not be exposed to dripping or splashing. (Refer to the IP rating of specific product)
- Do not allow your headphones to be submerged in water.
- Do not charge your headphones when the connector or socket is wet.
- Do not use any cleaning agents containing alcohol, ammonia, benzene, or abrasives.
- If cleaning is required, use a soft cloth, if necessary dampened with a minimum amount of water or diluted mild soap, to clean the product.
- The integrated battery shall not be exposed to excessive heat such as sunshine, fire or the like.
- Danger of explosion if battery is incorrectly replaced. Replace only with the same or equivalent type.
- To achieve the specific IP rating, the charging slot cover must be closed.
- Disposal of a battery into fire or a hot oven, or mechanically crushing or cutting a battery, can result in an explosion.
- Leaving a battery in an extremely high temperature surrounding environment can result in an explosion or the leakage of flammable liquid or gas.
- A battery subjected to extremely low air pressure may result in an explosion or the leakage of flammable liquid or gas.
- Replacement of a battery with an incorrect type risks severely damaging the headphones and the battery (for example, in the case of some lithium battery types).

Operating and storage temperatures and humidity

- Store in a place where the temperature is between -20°C (-4°F) and 50°C (122 °F) with up to 90% relative humidity.
- Operate in a place where the temperature is between 0°C (32°F) and 45°C (113 °F) with up to 90% relative humidity.
- Battery life may be shorter in high or low temperature conditions.

2 Your Bluetooth over-ear headphones

Congratulations on your purchase, and welcome to Philips! To fully benefit from the support that Philips offers, register your product at www.philips.com/support.
With these Philips over-ear headphones, you can:

- Enjoy convenient wireless handsfree calls
- Enjoy and control music wirelessly
- Wwitch between calls and music
- Enjoy noise cancellation

What's in the box

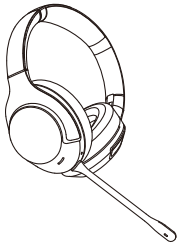

Philips Bluetooth headphones
Philips TAH8507

USB charging cable (for charging only)

Audio cable

Plane Adaptor

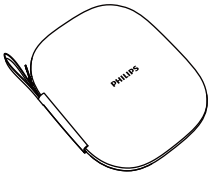

Carrying case

Quick start guide

Global Warranty

Safety leaflet

Other devices

A mobile phone or device (e.g. notebook, tablet, Bluetooth adapters, MP3 players etc) which supports Bluetooth and is compatible with the headphones (see 'Technical data' on page 8).

Overview of your Bluetooth wireless headphones

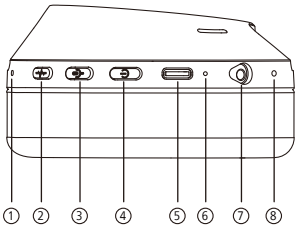

① ANC Mode Button
② Touch Pad
③ Voice Assistant Button
④ Power Button
⑤ USB-C
⑥ Indicator LED
⑦ 2.5mm Audio Jack

3 Get started

Charge the battery

Note

- Before you use your headphones for the first time, charge the battery for 2 hours for optimum battery capacity and lifetime.
- Use only the original USB charging cable to avoid any damage.
- Finish your call before charging the headphones, as connecting the headphones for charging will power the headphones off.

Connect the supplied USB charging cable to:

- The USB type C charging slot on the headphones and;
- The charger/USB port of a computer.

↳ LED turns white during charging and turns off when the headphones in fully charged.

Tip

- Normally, a full charge takes 2 hours.

Pair the headphones with your mobile phone

Before you use the headphones with your mobile phone for the first time, pair it with a mobile phone. A successful pairing establishes a unique encrypted link between the headphones and mobile phone. The headphones store the last 4 devices in the memory. If you try to pair more than 4 devices, the earliest paired device is replaced by the new one.

1 Make sure that the headphones are fully charged and turned off.

2 Press and hold ⏻ for 5 seconds until the blue and white LED flashes alternately

↳ The headphones remain in pairing mode for 5 minutes

3 Make sure that the mobile phone is turned on and its Bluetooth feature is activated.

4 Pair the headphones with the mobile phone. For detailed information, refer to the user manual of your mobile phone.

The following example shows you how to pair the headphones with your mobile phone.

↳ Activate the Bluetooth feature of your mobile phone, select **Philips TAH8507**

Philips TAH8507

4 Use your headphones

Connect the headphones to your Bluetooth device

1 Turn on your mobile phone/ Bluetooth device.

2 Press and hold the on/off button to turn the headphones on.

↳ The white LED will turn on in 2 seconds

↳ The headphones are reconnected to the last connected mobile phone/Bluetooth device automatically

Tip

- If you turn on the mobile phone/Bluetooth device or activate the Bluetooth feature after turning on the headphones, you have to reconnect the headphones and mobile phone/Bluetooth device manually.

Note

- If the headphones fail to connect to last connected Bluetooth device within range in 5 minutes, it will change to connectable mode, then will switch off automatically if it's still not connected to any Bluetooth device 5 minutes later.

Wired connection

You can also use the headphones with the audio cable provided. Connect the supplied audio cable to the headphones and external audio device.

Multi-point connection

Pairing

- Pairing the headphones to two devices, e.g. mobile phone and notebook

Switch between devices

- Music can only be played from one device at a time. Your second device will be reserved for phone calls
- Pause the audio from one device to start playing audio from your other device

Note

- Receiving a call on device two will pause playback on device one. The call will be routed automatically to your headphones.
- Ending the call will resume playback from device one automatically.

Manage your calls and music

On/off

Task	Button	Operation
Turn the headphones on	Power button	Press and hold for 2 seconds
Turn the headphones off	Power button	Press and hold for 2 seconds ↳ The white LED is on and fades out

Music control

Task	Button	Operation
Play or pause music	Touch Pad	Tap 2 times
Adjust volume	Touch Pad	Swipe up/ Swipe down
Next track	Touch Pad	Swipe front
Previous track	Touch Pad	Swipe back

Call control

Task	Button	Operation
Pick up a call	Touch Pad	Tap 2 times
Reject/hang up a call	Touch Pad	Touch 1 second
Answer new call during a call	Touch Pad	Tap 2 times
Reject new call during a call	Touch Pad	Touch 1 second
Switch call when answered two calls	Touch Pad	Tap 2 times

ANC control

Task	Button	Operation
ANC ON/ Awareness mode/ANC OFF	ANC Mode button	Press once

Awareness Mode

Task	Button	Operation
Awareness mode	ANC Mode Button	Press until hear “Awareness”
Quick conversation	Touch Pad	Palm over the Right ear cup

Smartphone voice assist function (e.g. Google app, Siri)

Task	Button	Operation
Wake up smartphone voice assist function	Voice Assistant Button	Press once

Note

- Please refer to the operating instructions of the smartphone.

Other headphones indicator status

Headphones status	Indicator
The headphones are connected to a Bluetooth device, while the headphones in standby mode or while you are listening to music	The blue LED blinks slowly
The headphones are ready for pairing	The LED flashes blue and white alternately
The headphones are on but not connected to a Bluetooth device	The blue LED flashes once every 2 seconds. If no connection can be made, the headphones will turn itself off within 5 minutes
Low battery level	The white LED blinks slowly until it is out of power
Battery is fully charged	White LED is off

APP DOWNLOAD

Scan the QR code/press 'Download' button or search 'Philips Headphones' in Apple App Store or Google Play to download App.

5 Technical data

Headphones

- Music play time (ANC off): up to 60 hours
- Music play time (ANC on): up to 45 hours
- Charging time: 2 hours
- Rechargeable lithium ion battery (800 mAh)
- Bluetooth version: 5.0
- Compatible Bluetooth profiles:
  - HFP (Hands-Free Profile)
  - A2DP (Advanced Audio Distribution Profile)
  - AVRCP (Audio Video Remote Control Profile)
- Frequency range: 2.402-2.480GHz
- Transmitter power: < 10 dBm
- Operating range: Up to 10 meters (33 feet)
- Digital echo & noise reduction
- Auto power off
- Type -C-USB port for charging
- Supports AAC and SBC

Note

- Specifications are subject to change without notice.
- Battery life of playtime is approximate and may vary depending on application condition.

6 Notice

Declaration of conformity

Hereby, MMD Hong Kong Holding Limited declares that this product is in compliance with the essential requirements and other relevant provisions of Directive 2014/53/EU. You can find the Declaration of Conformity on www.p4c.philips.com.

Disposal of your old product and battery

Your product is designed and manufactured with high quality materials and components, which can be recycled and reused.

This symbol on a product means that the product is covered by European Directive 2012/19/EU.

This symbol means that the product contains a built-in rechargeable battery covered by European Directive 2013/56/EU which cannot be disposed of with normal household waste. We strongly advise you to take your product to an official collection point or a Philips service centre to have a professional remove the rechargeable battery. Inform yourself about the local separate collection system for electrical and electronic products and rechargeable batteries. Follow local rules and never dispose of the product and rechargeable batteries with normal household waste. Correct disposal of old products and rechargeable batteries helps prevent negative consequences for the environment and human health.

Remove the integrated battery

If there is no collection/recycling system for electronic products in your country, you can protect the environment by removing and recycling the battery before disposing the headphones.

- Make sure the headphones is disconnected from the charging case before removing the battery.



Compliance with EMF

This product complies with all applicable standards and regulations regarding exposure to electromagnetic fields.

Environmental information

All unnecessary packaging has been omitted. We have tried to make the packaging easy to separate into three materials: cardboard (box), polystyrene foam (buffer) and polyethylene (bags, protective foam sheet.)
Your system consists of materials which can be recycled and reused if disassembled by a specialized company. Please observe the local regulations regarding the disposal of packaging materials, exhausted batteries and old equipment.

Notice of compliance

The device complies with the FCC rules, Part 15. Operation is subject to the following two conditions:

1. **This device may not cause harmful interference, and**
2. **This device must accept any interference received, including interference that may cause undesired operation.**

FCC rules

This equipment has been tested and found to comply with the limits for a Class B digital device, pursuant to part 15 of the FCC Rules. These limits are designed to provide reasonable protection against harmful interference in a residential installation. This equipment generates, uses and can radiate radio frequency energy and, if not installed and used in accordance with the instruction manual, may cause harmful interference to radio communications. However, there is no guarantee that interference will not occur in a particular installation. If this equipment does cause harmful interference to radio or television reception, which can be determined by turning the equipment off and on, the user is encouraged to try to correct the interference by one or more of the following measures:

- Reorient or relocate the receiving antenna.
- Increase the separation between equipment and receiver
- Connect the equipment into an outlet on a circuit different from that to which the receiver is connected.
- Consult the dealer or an experienced radio/TV technician for help.

FCC Radiation Exposure Statement:
This equipment complies with FCC radiation exposure limits set forth for an uncontrolled environment.
This transmitter must not be co-located or operated in conjunction with any other antenna or transmitter.

Caution: The user is cautioned that changes or modifications not expressly approved by the party responsible for compliance could void the user's authority to operate the equipment.

Canada:
This device contains license-exempt transmitter(s)/receiver(s) that comply with Innovation, Science and Economic Development Canada's license-exempt RSS(s). Operation is subject to the following two conditions: (1) this device may not cause harmful interference, and (2) This device must accept any interference received, including interference that may cause undesired operation of the device.
CAN ICES-3(B)/NMB-3(B)

IC Radiation Exposure Statement:
This equipment complies with Canada radiation exposure limits set forth for uncontrolled environments.
This transmitter must not be co-located or operated in conjunction with any other antenna or transmitter.

7 Trademarks

Bluetooth

The Bluetooth® word mark and logos are registered trademarks owned by Bluetooth SIG, Inc. and any use of such marks by Top Victory Investment Limited is under license. Other trade-marks and trade names are those of their respective owners.

Siri

Siri is a trademark of Apple Inc., registered in the U.S. and other countries.

Google

Google is a trademark of Google LLC. The Google Assistant is not availabel in certain languages and countries.

8 Frequently asked questions

My Bluetooth headphones do not turn on.
The battery level is low. Charge the headphones.

I cannot pair my Bluetooth headphones with my Bluetooth device.
The Bluetooth is disabled. Enable the Bluetooth feature on your Bluetooth device and turn on the Bluetooth device before you turn on the headphones.

How to reset pairing.
Press and hold both Power + ANC button for 3 seconds, the LED lights up blue and then blue and white leds flash alternately.

I hear but cannot control music on my Bluetooth device (e.g. play/pause/skip forward/backward).
Make sure the Bluetooth audio source supports AVRCP (see 'Technical data' on page 8).

The volume level of the headphones are too low.
Some Bluetooth devices cannot link the volume level with the headphones through volume sync. In this case, you have to adjust the volume on your Bluetooth device independently to achieve an appropriate volume level.

The Bluetooth device cannot find the headphones.

- The headphones may be connected to a previously paired device. Turn off the connected device or move it out of range.
- Pairing may have been reset or the headphones have been previously paired with another device. Pair the headphones with the Bluetooth device again as described in the user manual. (see 'Pair the headphones with your Bluetooth device at the first time' on page 6).

My Bluetooth headphones are connected to a Bluetooth stereo enabled mobile phone, but music only plays on the mobile phone speaker.
Refer to the user manual of your mobile phone. Select to listen to music through the headphones.

The audio quality is poor and crackling noise can be heard.

- The Bluetooth device is out of range. Reduce the distance between your headphones and Bluetooth device, or remove obstacles between them.
- Charge your headphones.

For further support,
visit www.philips.com/support.

2021©MMD Hong Kong Holding Limited. All rights reserved.
Specifications are subject to change without notice.
Philips and the Philips Shield Emblem are registered trademarks of Koninklijke Philips N.V. and are used under license. This product has been manufactured by and is sold under the responsibility of MMD Hong Kong Holding Limited or one of its affiliates, and MMD Hong Kong Holding Limited is the warrantor in relation to this product. All other company and product names may be trademarks of their respective companies with which they are associated.

UM_TAH8507_00_EN_V1.0

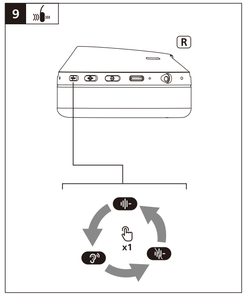

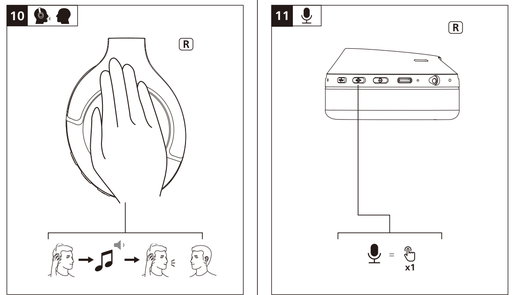

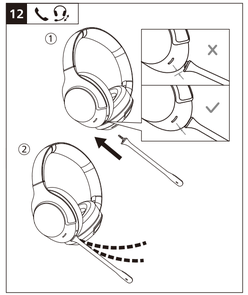

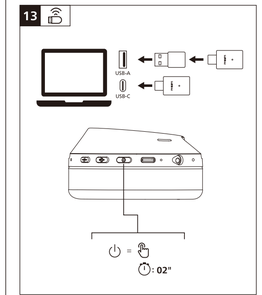



English:

Notice of compliance: The device complies with the FCC rules, Part 15. Operation is subject to the following two conditions:
1. **This device may not cause harmful interference; and**
2. **This device must accept any interference received, including interference that may cause undesired operation.**

FCC rules: This equipment has been tested and found to comply with the limits for a Class B digital device, pursuant to part 15 of the FCC Rules. These limits are designed to provide reasonable protection against harmful interference in a residential installation. This equipment generates, uses and can radiate radio frequency energy and, if not installed and used in accordance with the instruction manual, may cause harmful interference to radio communications. However, there is no guarantee that interference will not occur in a particular installation. If this equipment does cause harmful interference to radio or television reception, which can be determined by turning the equipment off and on, the user is encouraged to try to correct the interference by one or more of the following measures:
- Reorient or relocate the receiving antenna.
- Increase the separation between equipment and receiver.
- Connect the equipment into an outlet on a circuit different from that to which the receiver is connected.
- Consult the dealer or an experienced radio/TV technician for help.

FCC Radiation Exposure Statement: This equipment complies with FCC radiation exposure limits set forth for an uncontrolled environment. This transmitter must not be co-located or operating in conjunction with any other antenna or transmitter.

Caution: The manufacturer is not responsible for any radio or TV interference caused by unauthorized modifications to this equipment. Such modifications could void the user's authority to operate the equipment.

Canada: This device contains licence-exempt transmitter(s)/receiver(s) that comply with Innovation, Science and Economic Development Canada's licence-exempt RSS(s). Operation is subject to the following two conditions: (1) this device may not cause harmful interference, and (2) this device must accept any interference received, including interference that may cause undesired operation of the device. CAN ICES-3(B)/NMB-3(B)

IC Radiation Exposure Statement:This equipment complies with Canada radiation exposure limits set forth for uncontrolled environments. This transmitter must not be co-located or operating in conjunction with any other antenna or transmitter.

French:

Avis de conformité: Cet appareil satisfait aux règlements de la FCC partie 15 du Code of Federal Regulations.
Son fonctionnement est soumis à la condition suivante :
1. **Cet appareil ne doit pas causer d'interférence préjudiciable et**
2. **l'appareil doit accepter toute interférence reçue, y compris les interférences qui peuvent causer un fonctionnement non désiré.**

Règlement de la FCC: Cet équipement a été testé et jugé compatible avec les limites s'appliquant aux appareils numériques de classe B, conformément à l'article 15 du règlement des FCC. Ces limites sont destinées à fournir une protection raisonnable contre les interférences nuisibles dans le cadre d'une installation résidentielle. Cet équipement génère, utilise et peut émettre de l'énergie radiofréquence et, s'il n'est pas installé et utilisé conformément aux instructions, il peut causer des interférences nuisibles aux communications radio. Toutefois, il n'est pas garanti que des interférences ne surviendront pas dans une installation particulière. Si cet équipement cause des interférences nuisibles pour la réception de la radio ou de la télévision, ce qui peut être déterminé en mettant l'équipement hors tension puis sous tension, l'utilisateur doit essayer de remédier à ces interférences en effectuant une ou plusieurs des opérations suivantes :
- Déplacer l'antenne de réception.
- Augmenter la distance entre l'équipement et le récepteur.
- Brancher l'équipement à une prise d'un circuit autre que celui sur lequel le récepteur est branché.
- Consulter le détaillant ou un technicien de radiodiffusion expérimenté.

Canada: Cet appareil contient des émetteurs/récepteurs exemptés de licence qui sont conformes aux CNR d'Innovation, Sciences et Développement économique Canada applicables aux appareils radio exempts de licence. L'exploitation est autorisée aux deux conditions suivantes :
1. l'appareil ne doit pas causer de brouillage ;
2. l'appareil doit accepter tout brouillage radioélectrique subi, même si le brouillage est susceptible d'en compromettre le fonctionnement. CAN ICES-3(B)/NMB-3(B)

Déclaration IC sur l'exposition aux radiations: Cet équipement est conforme aux limites d'exposition aux radiations définies par le Canada pour des environnements non contrôlés.Cet émetteur ne doit pas être installé au même endroit ni utilisé avec une autre antenne ou un autre émetteur.

BC

日本語:

適合宣言書:この機器はFCC規定、第15部に適合しております。動作は、以下の2つの条件に従います。
1. **この機器は有害な干渉を引き起こしません。**
2. **この機器は、望ましくない動作を引き起こす干渉を含む、受信した干渉を受け入れなければなりません。**

FCC規定:この機器は、テストされ、FCC規定第15部に従ってクラスBデジタル機器の制限に適合していることが確認されています。これらの制限は、住宅用設置において有害な干渉に対する合理的な保護を提供するように設計されています。この機器は無線周波数エネルギーを生成、使用、および放射することがあり、説明書に従って設置および使用しない場合、無線通信に有害な干渉を引き起こすことがあります。ただし、特定の設置において干渉が発生しないことを保証するものではありません。この機器が無線またはテレビの受信に有害な干渉を引き起こす場合、これは機器をオフにしてからオンにすることで確認でき、ユーザーは次の1つまたは複数の方法で干渉を修正することを推奨します。
- 受信アンテナの向きを変えるか、設置場所を変更する。
- 機器と受信機の間の距離を増やす。
- 機器を受信機が接続されている回路とは別の回路のコンセントに接続する。
- 販売店または経験のあるラジオ/テレビ技術者に助けを求める。

FCC放射線曝露に関する声明:この機器は、管理されていない環境に対して規定されている放射線曝露限度に適合しています。この送信機は、他のアンテナや送信機と同じ場所に設置されたり、それらと連動して動作したりしてはなりません。

注意:メーカーは、この機器に対する無断改造が原因で発生するラジオまたはテレビの干渉に対する責任を負いません。このような改造は、ユーザーがこの機器を操作する権限を無効にする可能性があります。

カナダ:この機器には、カナダ イノベーション、科学および経済開発省の免許不要の送信機/受信機が含まれています。これらは、カナダ イノベーション、科学および経済開発省の免許不要のRSSに準拠しています。この機器の操作は、以下の2つの条件に従います:(1)この機器は有害な干渉を引き起こしてはなりません、および(2)この機器は、機器の望ましくない動作を引き起こす干渉を含む、受信した干渉を受け入れなければなりません。CAN ICES-3(B)/NMB-3(B)

IC放射線曝露に関する声明:この機器は、カナダの管理されていない環境に対して規定されている放射線曝露限度に適合しています。この送信機は、他のアンテナや送信機と同じ場所に設置されたり、それらと連動して動作したりしてはなりません。

BC

Español:

Aviso de conformidad: El dispositivo cumple con las normas de la FCC, parte 15. Su uso está sujeto a las siguientes dos condiciones:
1. **Este dispositivo no puede causar interferencias perjudiciales; y**
2. **Este dispositivo debe aceptar cualquier interferencia recibida, incluyendo interferencias que puedan causar un funcionamiento no deseado.**

Normas de la FCC: Este equipo ha sido probado y se ha comprobado que cumple con los límites establecidos para un dispositivo digital de clase B, de acuerdo con la parte 15 de las normas de la FCC. Estos límites están diseñados para proporcionar una protección razonable contra las interferencias nocivas en una instalación residencial. Este equipo genera, utiliza y puede emitir energía radiofrecuencia y, si no se instala y se utiliza conforme a las instrucciones, puede causar interferencias nocivas en las comunicaciones de radio. No obstante, no se garantiza que no se produzcan interferencias en una determinada instalación. Si este equipo causa interferencias nocivas para la recepción de la radio o de la televisión, lo que puede determinarse mediante el encendido y el apagado del equipo, se recomienda al usuario que intente corregir las interferencias mediante una o varias de las siguientes medidas:
- Cambiar la antena de recepción de sitio o de posición.
- Aumentar la distancia entre el equipo y el receptor.
- Conectar el equipo a una toma de corriente perteneciente a un circuito diferente al que está conectado el receptor.
- Consultar al distribuidor o a un técnico de radio/televisión experimentado.

Declaración de exposición a radiaciones de la FCC: Este equipo cumple con los límites de exposición a radiaciones establecidos por la FCC para un entorno no controlado. Este transmisor no debe estar ubicado en el mismo lugar ni funcionar en conjunción con otra antena o transmisor.

Precaución: El fabricante no se responsabiliza de las interferencias de radio o televisión causadas por modificaciones no autorizadas de este equipo. Dichas modificaciones pueden anular la autoridad del usuario para operar con el equipo.

Canadá: Este dispositivo incluye emisores/receptores exentos de licencia que cumplen con las normas RSS exentas de licencia de Innovación, Ciencia y Desarrollo Económico Canadá. El funcionamiento está sujeto a las dos condiciones siguientes: (1) este dispositivo no puede causar interferencias perjudiciales y (2) este dispositivo debe aceptar cualquier interferencia recibida, incluyendo interferencias que puedan causar un funcionamiento no deseado del dispositivo. CAN ICES-3(B)/NMB-3(B)

Declaración de exposición a radiaciones de IC:Este equipo cumple con los límites de exposición a radiaciones establecidos por Canadá para entornos no controlados. Este transmisor no debe estar ubicado en el mismo lugar ni funcionar en conjunción con otra antena o transmisor.

BC

Português:

Aviso de conformidade: O dispositivo cumpre as regras da FCC, Parte 15. A operação está sujeita às duas condições seguintes:
1. **Este dispositivo não pode causar interferência nociva; e**
2. **Este dispositivo deve aceitar qualquer interferência recebida, incluindo interferência que possa causar operação indesejada.**

Regras da FCC: Este equipamento foi testado e considerado em conformidade com os limites para um dispositivo digital de Classe B, de acordo com a parte 15 das Regras da FCC. Estes limites foram concebidos para fornecer uma protecção razoável contra interferências nocivas em uma instalação residencial. Este equipamento gera, utiliza e pode irradiar energia de radiofrequência e, se não for instalado e utilizado de acordo com as instruções, pode causar interferências nocivas nas comunicações de rádio. No entanto, não existe qualquer garantia de que não ocorrerão interferências em uma determinada instalação. Se este equipamento causar interferências nocivas para a recepção de rádio ou de televisão, o que pode ser determinado ao desligar e ligar o equipamento, o utilizador deve tentar corrigir as interferências ao efectuar uma ou várias das seguintes medidas:
- Reorientar ou mudar a localização da antena de recepção.
- Aumentar a distância entre o equipamento e o receptor.
- Ligar o equipamento a uma tomada de um circuito diferente daquele ao qual o receptor está ligado.
- Consultar o revendedor ou um técnico de rádio/televisão experiente.

Declaração de exposição a radiações da FCC: Este equipamento está em conformidade com os limites de exposição a radiações da FCC estabelecidos para um ambiente não controlado. Este transmissor não deve estar colocado no mesmo local nem funcionar em conjunção com outra antena ou transmissor.

Cuidado: O fabricante não se responsabiliza por quaisquer interferências de rádio ou televisão causadas por modificações não autorizadas a este equipamento. Tais modificações podem anular a autoridade do utilizador para operar o equipamento.

Canadá: Este dispositivo inclui emissores/receptores isentos de licença que cumprem as RSS isentas de licença da Inovação, Ciência e Desenvolvimento Económico Canadá. A operação está sujeita às duas condições seguintes: (1) este dispositivo não pode causar interferência nociva e (2) este dispositivo deve aceitar qualquer interferência recebida, incluindo interferência que possa causar operação indesejada do dispositivo. CAN ICES-3(B)/NMB-3(B)

Declaração de exposição a radiações IC:Este equipamento está em conformidade com os limites de exposição a radiações do Canadá para ambientes não controlados. Este transmissor não deve estar colocado no mesmo local nem funcionar em conjunção com outra antena ou transmissor.

BC

简体中文:

合规声明:该设备符合 FCC 规则第 15 部分。操作须满足以下两个条件：
1. **该设备不会造成有害干扰；**
2. **该设备必须接受任何干扰，包括会导致设备出现不期望操作的干扰。**

FCC 规则:该设备已经测试，并根据 FCC 规则第 15 部分，符合 B 类数字设备的限制。这些限制旨在为住宅安装提供合理保护，以防有害干扰。该设备会产生、使用并辐射无线电频率能量，如果未按照说明书安装和使用，可能会对无线电通信造成有害干扰。但是，无法保证在特定安装中不会发生干扰。如果该设备确实对无线电或电视接收造成有害干扰，可通过关闭设备和开启设备来确定，建议用户尝试通过以下一种或多种措施来纠正干扰：
- 重新定向或重新安放接收天线。
- 增大设备与接收器之间的距离。
- 将设备连接到与接收器所连接的电路不同的电路上的插座。
- 咨询经销商或经有经验的无线电/电视技术人员。

FCC 辐射曝露声明:该设备符合 FCC 辐射曝露限值，适用于不受控环境。此发射器不得与其他天线或发射器共置或联合工作。

注意:对于因未经授权的设备改装而造成的任何无线电或电视干扰，制造商概不负责。此类改装可能会使用户操作设备的权限无效。

加拿大:本设备含有免许可证的发射器/接收器，其符合加拿大创新、科学和经济发展部免许可证 RSS 的规定。操作须满足以下两个条件：(1) 该设备不会造成有害干扰，且 (2) 该设备必须接受任何干扰，包括会导致设备出现不期望操作的干扰。CAN ICES-3(B)/NMB-3(B)

IC 辐射曝露声明:此设备符合加拿大对不受控环境规定的辐射曝露限值。此发射器不得与其他天线或发射器共置或联合工作。

繁體中文:

合規聲明:此裝置符合 FCC 規定第 15 部分。操作須滿足以下兩個條件：
1. **此裝置不會造成有害干擾；**
2. **此裝置必須接受任何干擾，包含會導致裝置出現不期望操作的干擾。**

FCC 規定:此設備已經測試，並根據 FCC 規定第 15 部分，符合 B 類數位裝置的限制。這些限制旨在為住宅安裝提供合理保護，以防有害干擾。此設備會產生、使用並輻射無線電頻率能量，如果未按照說明書安裝和使用，可能會對無線通訊造成有害干擾。但是，無法保證在特定安裝中不會發生干擾。如果此設備確實對無線電或電視接收造成有害干擾，可透過關閉設備和開啟設備來確定，建議使用者嘗試透過以下一種或多種措施來糾正干擾：
- 重新定向或重新安放接收天線。
- 增大設備與接收器之間的距離。
- 將設備連接到與接收器所連接的電路不同的電路上的插座。
- 諮詢經銷商或經有經驗的無線電/電視技術人員。

FCC 輻射曝露聲明:此設備符合 FCC 輻射曝露限值，適用於不受控環境。此發射器不得與其他天線或發射器共置或聯合工作。

注意:製造商不負責因未經授權的設備改裝而造成的任何無線電或電視干擾。此類改裝可能會使用戶操作設備的權限無效。

加拿大:此裝置含有免許可證的發射器/接收器，其符合加拿大創新、科學和經濟發展部免許可證 RSS 的規定。操作須滿足以下兩個條件：(1) 此裝置不會造成有害干擾，且 (2) 此裝置必須接受任何干擾，包含會導致裝置出現不期望操作的干擾。CAN ICES-3(B)/NMB-3(B)

IC 輻射曝露聲明:此設備符合加拿大對不受控環境規定的輻射曝露限值。此發射器不得與其他天線或發射器共置或聯合工作。

韓國語:

適合性聲明:本設備符合 FCC 規則第 15 部。操作須滿足以下兩個條件：
1. **本設備不會產生有害干擾；**
2. **本設備必須接受任何干擾，包括會導致設備出現不期望操作的干擾。**

FCC 規則:本設備已經測試，並根據 FCC 規則第 15 部，符合 B 類數位裝置的限制。這些限制旨在為住宅安裝提供合理保護，以防有害干擾。本設備會產生、使用並輻射無線電頻率能量，如果未按照說明書安裝和使用，可能會對無線通訊造成有害干擾。但是，無法保證在特定安裝中不會發生干擾。如果本設備確實對無線電或電視接收造成有害干擾，可透過關閉設備和開啟設備來確定，建議使用者嘗試透過以下一種或多種措施來糾正干擾：
- 重新定向或重新安放接收天線。
- 增大設備與接收器之間的距離。
- 將設備連接到與接收器所連接的電路不同的電路上的插座。
- 諮詢經銷商或經有經驗的無線電/電視技術人員。

FCC 輻射曝露聲明:本設備符合 FCC 輻射曝露限值，適用於不受控環境。此發射器不得與其他天線或發射器共置或聯合工作。

注意:製造商不負責因未經授權的設備改裝而造成的任何無線電或電視干擾。此類改裝可能會使用戶操作設備的權限無效。

加拿大:此裝置含有免許可證的發射器/接收器，其符合加拿大創新、科學和經濟發展部免許可證 RSS 的規定。操作須滿足以下兩個條件：(1) 此裝置不會造成有害干擾，且 (2) 此裝置必須接受任何干擾，包含會導致裝置出現不期望操作的干擾。CAN ICES-3(B)/NMB-3(B)

IC 輻射曝露聲明:此設備符合加拿大對不受控環境規定的輻射曝露限值。此發射器不得與其他天線或發射器共置或聯合工作。

日本語:

適合宣言書:この機器は、FCC規定、第15部に適合しております。動作は、以下の2つの条件に従います。
1. **この機器は有害な干渉を引き起こしません。**
2. **この機器は、望ましくない動作を引き起こす干渉を含む、受信した干渉を受け入れなければなりません。**

FCC規定:この機器は、テストされ、FCC規定第15部に従ってクラスBデジタル機器の制限に適合していることが確認されています。これらの制限は、住宅用設置において有害な干渉に対する合理的な保護を提供するように設計されています。この機器は無線周波数エネルギーを生成、使用、および放射することがあり、説明書に従って設置および使用しない場合、無線通信に有害な干渉を引き起こすことがあります。ただし、特定の設置において干渉が発生しないことを保証するものではありません。この機器が無線またはテレビの受信に有害な干渉を引き起こす場合、これは機器をオフにしてからオンにすることで確認でき、ユーザーは次の1つまたは複数の方法で干渉を修正することを推奨します。
- 受信アンテナの向きを変えるか、設置場所を変更する。
- 機器と受信機の間の距離を増やす。
- 機器を受信機が接続されている回路とは別の回路のコンセントに接続する。
- 販売店または経験のあるラジオ/テレビ技術者に助けを求める。

FCC放射線曝露に関する声明:この機器は、管理されていない環境に対して規定されている放射線曝露限度に適合しています。この送信機は、他のアンテナや送信機と同じ場所に設置されたり、それらと連動して動作したりしてはなりません。

注意:メーカーは、この機器に対する無断改造が原因で発生するラジオまたはテレビの干渉に対する責任を負いません。このような改造は、ユーザーがこの機器を操作する権限を無効にする可能性があります。

カナダ:この機器には、カナダ イノベーション、科学および経済開発省の免許不要の送信機/受信機が含まれています。これらは、カナダ イノベーション、科学および経済開発省の免許不要のRSSに準拠しています。この機器の操作は、以下の2つの条件に従います:(1)この機器は有害な干渉を引き起こしてはなりません、および(2)この機器は、機器の望ましくない動作を引き起こす干渉を含む、受信した干渉を受け入れなければなりません。CAN ICES-3(B)/NMB-3(B)

IC放射線曝露に関する声明:この機器は、カナダの管理されていない環境に対して規定されている放射線曝露限度に適合しています。この送信機は、他のアンテナや送信機と同じ場所に設置されたり、それらと連動して動作したりしてはなりません。

BC

中文(简体):

合规声明:该设备符合 FCC 规则第 15 部分。操作须满足以下两个条件：
1. **该设备不会造成有害干扰；**
2. **该设备必须接受任何干扰，包括会导致设备出现不期望操作的干扰。**

FCC 规则:该设备已经测试，并根据 FCC 规则第 15 部分，符合 B 类数字设备的限制。这些限制旨在为住宅安装提供合理保护，以防有害干扰。该设备会产生、使用并辐射无线电频率能量，如果未按照说明书安装和使用，可能会对无线电通信造成有害干扰。但是，无法保证在特定安装中不会发生干扰。如果该设备确实对无线电或电视接收造成有害干扰，可通过关闭设备和开启设备来确定，建议用户尝试通过以下一种或多种措施来纠正干扰：
- 重新定向或重新安放接收天线。
- 增大设备与接收器之间的距离。
- 将设备连接到与接收器所连接的电路不同的电路上的插座。
- 咨询经销商或经有经验的无线电/电视技术人员。

FCC 辐射曝露声明:该设备符合 FCC 辐射曝露限值，适用于不受控环境。此发射器不得与其他天线或发射器共置或联合工作。

注意:制造商不负责因未经授权的设备改装而造成的任何无线电或电视干扰。此类改装可能会使用户操作设备的权限无效。

加拿大:此装置含有免许可证的发射器/接收器，其符合加拿大创新、科学和经济发展部免许可证 RSS 的规定。操作须满足以下两个条件：(1) 该设备不会造成有害干扰，且 (2) 该设备必须接受任何干扰，包括会导致设备出现不期望操作的干扰。CAN ICES-3(B)/NMB-3(B)

IC 辐射曝露声明:该设备符合加拿大对不受控环境规定的辐射曝露限值。此发射器不得与其他天线或发射器共置或联合工作。

中文(繁體):

合規聲明:此裝置符合 FCC 規定第 15 部分。操作須滿足以下兩個條件：
1. **此裝置不會造成有害干擾；**
2. **此裝置必須接受任何干擾，包含會導致裝置出現不期望操作的干擾。**

FCC 規定:此設備已經測試，並根據 FCC 規定第 15 部分，符合 B 類數位裝置的限制。這些限制旨在為住宅安裝提供合理保護，以防有害干擾。此設備會產生、使用並輻射無線電頻率能量，如果未按照說明書安裝和使用，可能會對無線通訊造成有害干擾。但是，無法保證在特定安裝中不會發生干擾。如果此設備確實對無線電或電視接收造成有害干擾，可透過關閉設備和開啟設備來確定，建議使用者嘗試透過以下一種或多種措施來糾正干擾：
- 重新定向或重新安放接收天線。
- 增大設備與接收器之間的距離。
- 將設備連接到與接收器所連接的電路不同的電路上的插座。
- 諮詢經銷商或經有經驗的無線電/電視技術人員。

FCC 輻射曝露聲明:此設備符合 FCC 輻射曝露限值，適用於不受控環境。此發射器不得與其他天線或發射器共置或聯合工作。

注意:製造商不負責因未經授權的設備改裝而造成的任何無線電或電視干擾。此類改裝可能會使用戶操作設備的權限無效。

加拿大:此裝置含有免許可證的發射器/接收器，其符合加拿大創新、科學和經濟發展部免許可證 RSS 的規定。操作須滿足以下兩個條件：(1) 此裝置不會造成有害干擾，且 (2) 此裝置必須接受任何干擾，包含會導致裝置出現不期望操作的干擾。CAN ICES-3(B)/NMB-3(B)

IC 輻射曝露聲明:此設備符合加拿大對不受控環境規定的輻射曝露限值。此發射器不得與其他天線或發射器共置或聯合工作。

日本語:

本製品使用ボタン電池やバッテリーを含んでいます。電池に関する安全な取り扱いと使用に関する情報は、製品を使用する前に、ご理解ください。

保証:保証期間中に正常にご使用状況のもとで使用した場合は、ご購入日から2年間、ご購入者に対して、ハードウェアの部品に関して、メーカーが不具合があると認めた場合、交換部品または機器を提供します。

保証期間内でも有償修理となっているものです。
1. 本書のご提示がない場合。
2. お買い上げ販売店名の記載及び捺印、お買い上げ年月日がない場合。
3. ご使用上の誤り・不当な修理や改造による故障及び損傷。
4. 火災、地震、風水害、雷、その他の天災地変、公害、塩害、公害、ガス害や異常電圧、指定外使用電源（電圧、周波数）による故障及び損傷。
5. 不適合の原因が本製品以外の要因によって発生した場合。
6. 一般家庭用以外（事業用、車両搭載、船舶搭載）による故障及び破損。
7. 消耗部品の交換や清掃、修理による故障。
8. お買い上げ後の輸送、移動、落下及び衝撃により、ボタンなどによる故障及び破損。
9. その他保証内容に違反した、故意或は過失の原因による場合。

本書は、日本国内において有効です。
(This warranty is valid only in Japan)

ADVERTÊNCIA: Cuidados com a utilização e descarte de pilhas e baterias. Não descarte as pilhas e baterias juntamente as lixo doméstico. O descarte inadequado de pilhas e baterias pode causar danos ao meio ambiente e à saúde humana devido a substâncias potencialmente nocivas. Para a proteção ambiental e com sua saúde, a Philips recolherá pilhas e baterias comercializadas ou fornecidas com seus produtos após seu fim de vida, que serão encaminhadas à destinação ambientalmente correta. A Philips dispõe de postos de coleta em Assistências Técnicas.

Frequency range: 2.402-2.480 GHz
Transmitter power: <10dBm

FCC ID: 2ARJSTAH8507 IC: 24589-TAH8507
Produto e Comércio: 1 fone de ouvido

Lithium

- Full user manual in all languages available on: | Manuel d'utilisation complet dans toutes les langues disponibles sur: | Manual completo de usuario disponible en todos los idiomas en: | De volledige Bedienungsanleitung ist in allen Sprachen verfügbar unter: | Manuale dell'utente completo in tutte le lingue disponibile su: | Pełna instrukcja obsługi w wszystkich językach dostępna pod adresem: | Πλήρες εγχειρίδιο χρήσης στις διαθέσιμες γλώσσες στη διεύθυνση: | Полное руководство пользователя на всех языках доступно по ссылке: | Βαύκας πληροφορίες τύπων, κρεμαστικές ίσωνα κεφάρια ατγιά δούλαμε | 全言語での完全版取扱説明書は以下で利用可能です：| 다음 사이트에서 모든 언어로 된 전체 사용자 설명서를 찾으십시오 :| 所有语言的完整使用者手册可在下列网址提供：| 以下網址提供所有語言版本的完整用戶手冊：
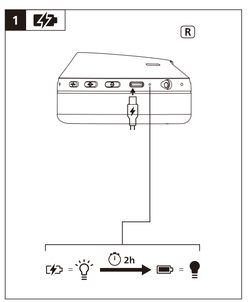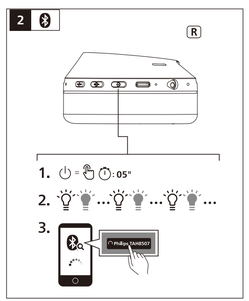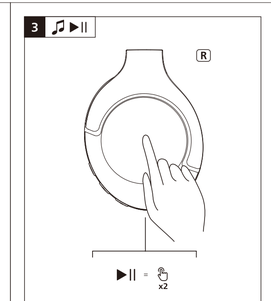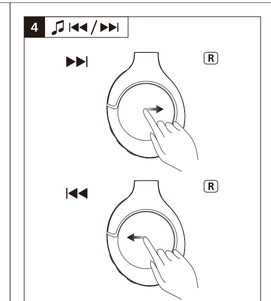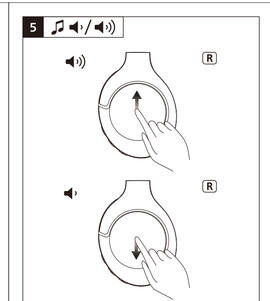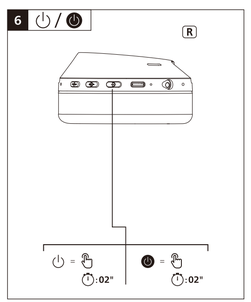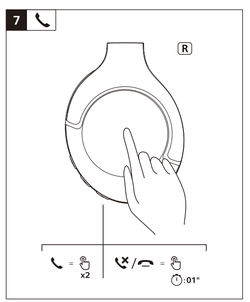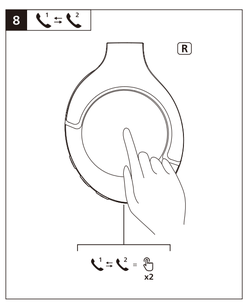
www.philips.com/support