Environmental protection:
RoHS2.0/REACH
Version: A / 0

SPECIFICATION FOR APPROVAL

Customer : Jiahe Intelligent Technology Co., LTD

Product : antenna-L

Part No.: 300116190295C00

Customer (business) confirmation and reply:			
Signature :			
PASSED		REJECTED	

PRODUCT INFORMATION

Product : FPC antenna

Part No.: CE-2260B

Samples No.:

Drawing No.:

Date: 2026-5-6

bear do **Prepared By**	check To **Proofed By**	careful pit **Checked By**
DATE:	DATE:	**DATE:**

Innovation INNOVATION Trust RELIABILITY satisfaction SATISFACTION

THOT

Shenzhen Yusheng Communication Equipment Co., LTD

SHENZHEN YUSHENG COMMUNICATION EQUIPMENT CO., LTD
Address: 4A, Floor 4, Building 2, Nantaiyun Chuanggu Park, intersection of Guangming Avenue and Dongchang Road, Guangming District, Shenzhen

TEL : 0755-23984257 FAX : 0755-86090455

Form Number: CO-ENG-031B

CE-2260B Antenna specifications

Customer name: Jiahe Intelligent Technology Co., LTD

Customer name: CE-2260B

Product name: antenna-L

Size of product: Please see the BOM table list for more details

Material code: 300116190295C00

Change Content CV:

order number	edition	state	availability date	person liable	page number	remarks
1	R:A	editio princeps	2026.5.6	Li Jieyi	11	

The Supplier acknowledges the signature of the following part:

Responsible person / date		IQC/ date	Review / Date	Approval / Date
MD	Bi Yezhi	Su Guanfeng	Zeng Xiang good	深圳市星晟通讯设备有限公司
RF	Jiang Mningfei			

The Demander acknowledges the signature (please send it back after confirmation):

The demander the result: □ qualified □ unqualified			
Development & Design Engineer / Date	SQE Engineer / Date	Purchasing Leader / Date	Development Manager approval / date

Catalogue

1. OVERVIEW 4
1.1 SCOPE OF APPLICATION 4
1.2 PROJECT BASIC INFORMATION 4
2. TECHNICAL INDEX REQUIREMENTS 4
2.1 INTRODUCTION OF TEST ITEMS AND EQUIPMENT 4
2.2 ACTIVE REPORTING 4
2.2.1 TEST INSTRUCTIONS 4
2.2.2 L-ANTENNA PASSIVE PARAMETER S11 5
2.2.3 L-ANTENNA PASSIVE PARAMETER 5
2.2.4 ANTENNA ACTIVE PARAMETERS – CONDUCTION 6
2.2.5 ANTENNA ACTIVE PARAMETERS –FREEDOM 6
2.2.6 ANTENNA ACTIVE PARAMETERS – HEADFORM 6
2.2.7 LAMP MATCH CHANGE 6
2.2.8 ANTENNA MATCHING CHANGE 7
2.2.9 ANTENNA MEASURED DATA 7
2.2.10 APPLE IMAGE-L 7
3. STRUCTURAL DRAWINGS 8
L ANTENNA 8
4. LIST OF MATERIALS 9
5. PACKAGE SCHEMATIC DIAGRAM 10

1. Overview

1.1 Scope of application

This requirement applies to CE-2260B Antenna type selection, test, and acceptance.

1.2 Project basic information

Antenna name:	CE-2260B
Antenna frequency:	BT：2400MHz-2500MHzMHz
Antenna material:	FPC antenna

2. Technical index requirements

2.1 Introduction of test items and equipment

inventory	test item	equipment
Active test	TRP,TIS	Integrated tester, microwave darkroom

2.2 Active Reporting

2.2.1 Test instructions

Test tools: Agilent8960 instrument, R & S CMW500, full wave far field ETS dark room, high precision positioning system and its controller and computer with automatic test program

Test environment: temperature 22℃± 3℃, humidity 50% ± 15%

Test method: DUT is fixed in the center of the turntable with H plane, on the same horizontal line as the center of the horn antenna.

The positioning system enables the DUT to rotate in the whole sphere to satisfy the high-precision 3 D positioning. Each RF instrument and turntable controller communicate with the PC with automatic test software through the GPIB interface

2.2.2 L-Antenna passive parameter S11

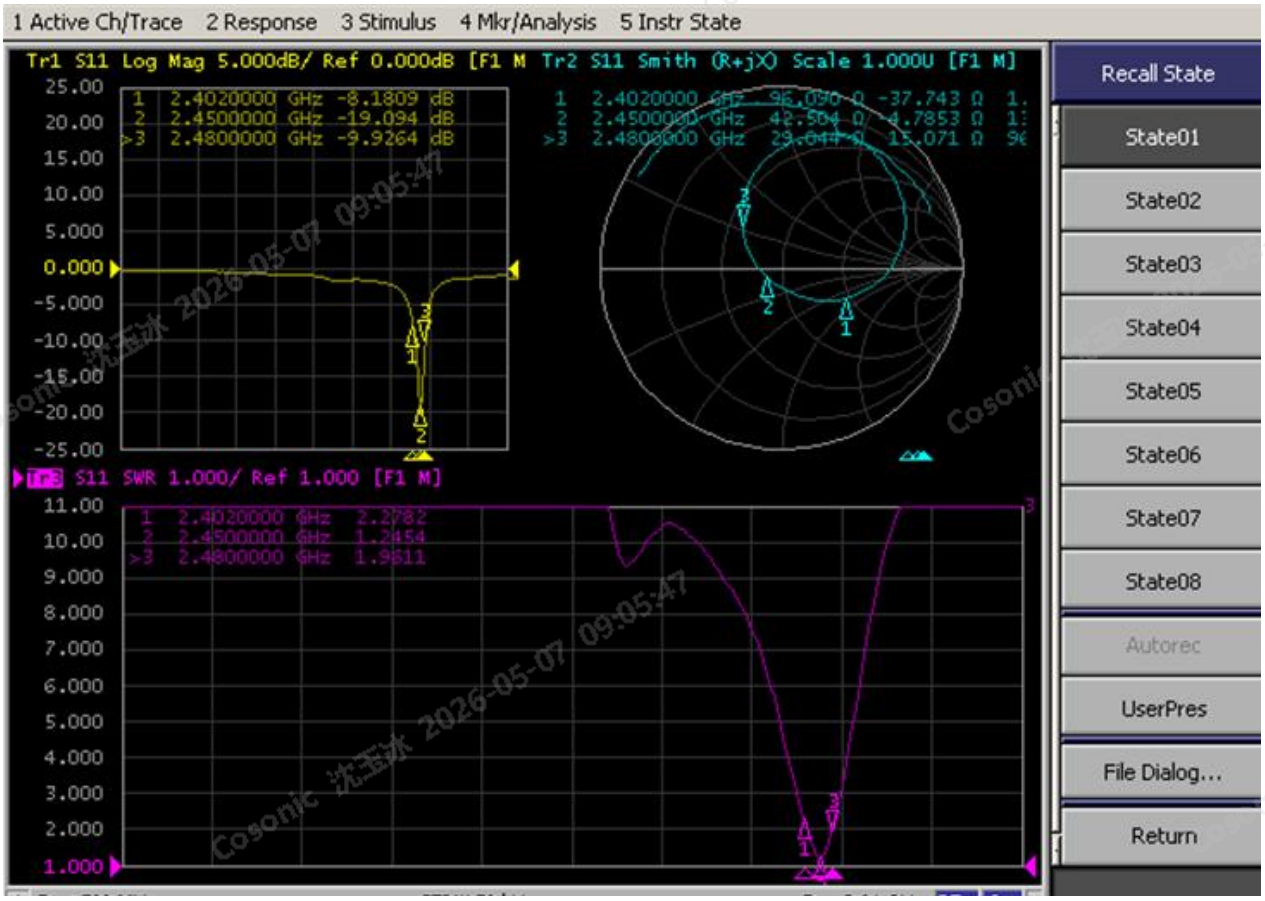

2.2.3 L-Antenna passive parameter

freedom

Freq	Effi (%)	Gain (dBi)
2400.0	21.66%	-1.05
2410.0	22.42%	-0.95
2420.0	23.24%	-0.84
2430.0	23.17%	-0.61
2440.0	24.56%	-0.27
2450.0	24.60%	-0.19
2460.0	23.23%	-0.77
2470.0	23.48%	-0.69
2480.0	23.62%	-0.62
2490.0	23.29%	-0.70
2500.0	23.22%	-0.76

headform

Freq	Effi (%)	Gain (dBi)
2400.0	8.77%	-4.18
2410.0	9.44%	-4.01
2420.0	9.95%	-3.07
2430.0	10.61%	-2.95
2440.0	10.77%	-2.81
2450.0	10.59%	-2.94
2460.0	10.15%	-3.18
2470.0	9.85%	-3.21
2480.0	9.37%	-3.95
2490.0	8.53%	-4.11
2500.0	8.73%	-4.23

2.2.4 Antenna Active Parameters – Conduction

Channel No.	test data/L	
	TRP (dBm)	TIS (dBm)
0	11	-94
39	11	-94
78	11	-94

2.2.5 Antenna Active Parameters –freedom

Channel No.	Free space test data/L	
	TRP (dBm)	TIS (dBm)
0	6.85	-89.77
39	5.61	-87.91
78	5.08	-86.83

2.2.6 Antenna Active Parameters – headform

Channel No.	head test data/L	
	TRP (dBm)	TIS (dBm)
0	-2.05	-80.17
39	-2.28	-79.13
78	-2.87	-77.59

2.2.7 Lamp Match Change

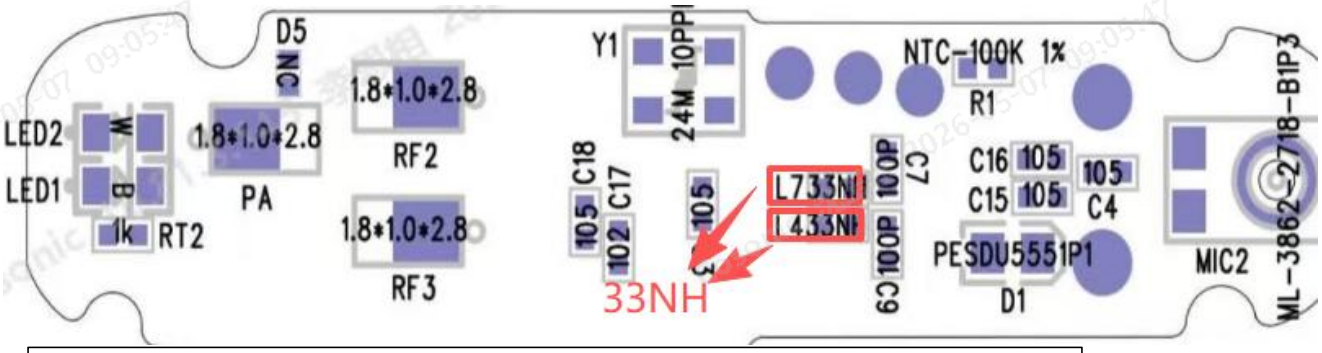

The left and right ears are matched identically; L7/L4 is fitted with 33NH.

2.2.8 Antenna matching change

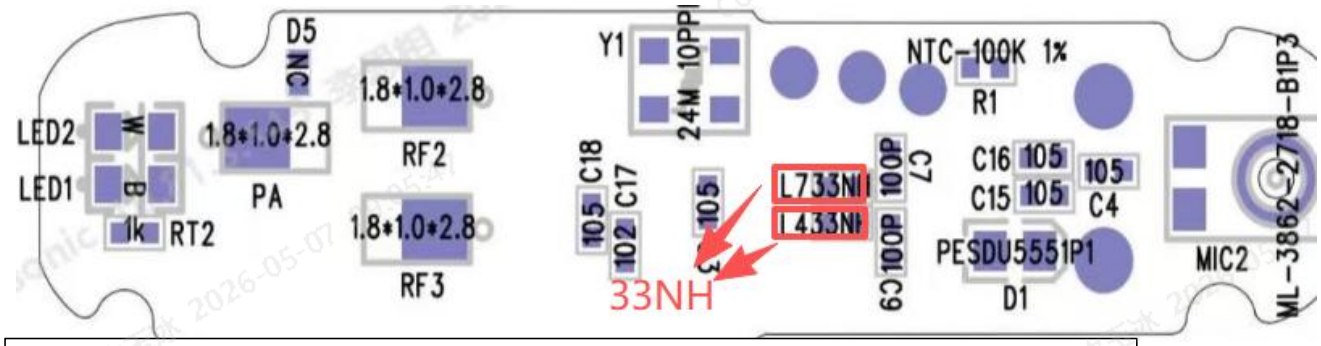

The left and right ears are matched identically; L7/L4 is fitted with 33NH.

2.2.9 Antenna measured data

test method:	1. Distance Test: Connect the smartphone to Bluetooth headphones and place the device on a non-metallic stand 60 cm high. The tester wears the headphones while walking at a distance and rotates 360 degrees. Determine the maximum distance at which call and music audio from the headphones remain uninterrupted.	
Test site：	In the open area outside our building (see test environment)	
testing facility ：	S9+	
test result ：	listen to music	The antenna spacing test result is approximately 11 meters.

2.2.10 Apple Image-L

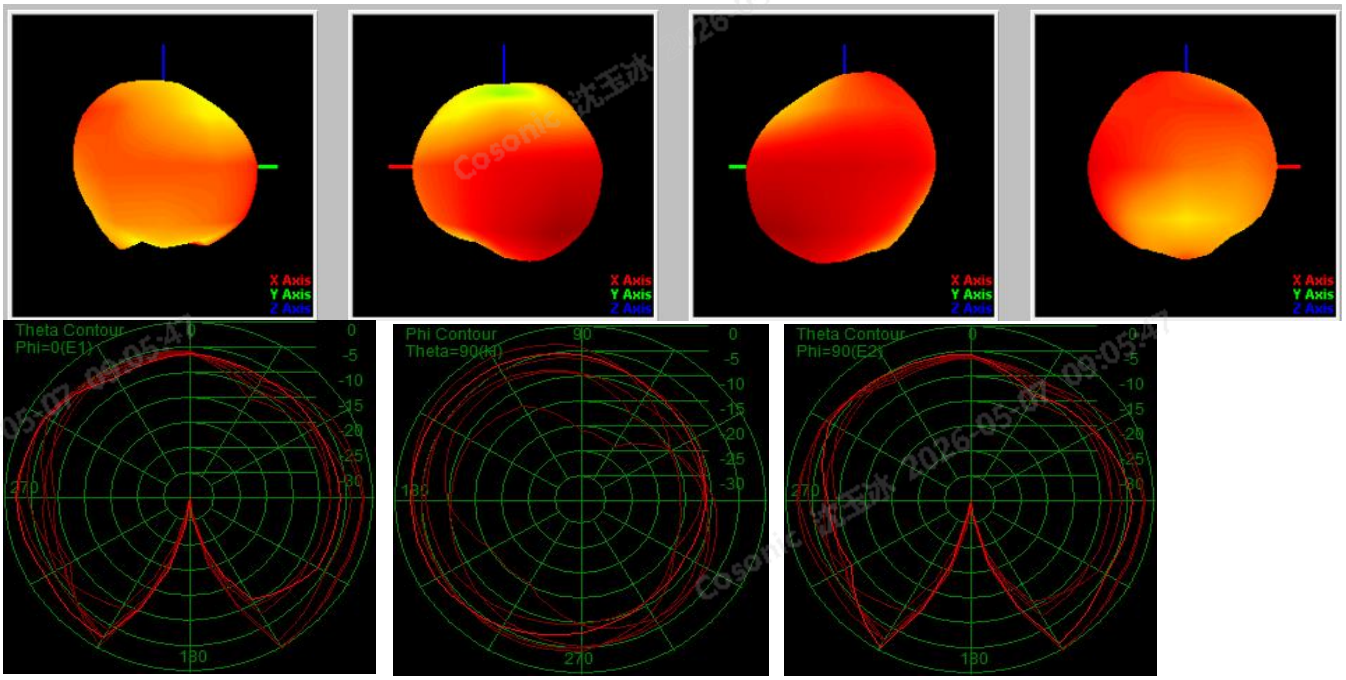

3. Structural drawings

L antenna

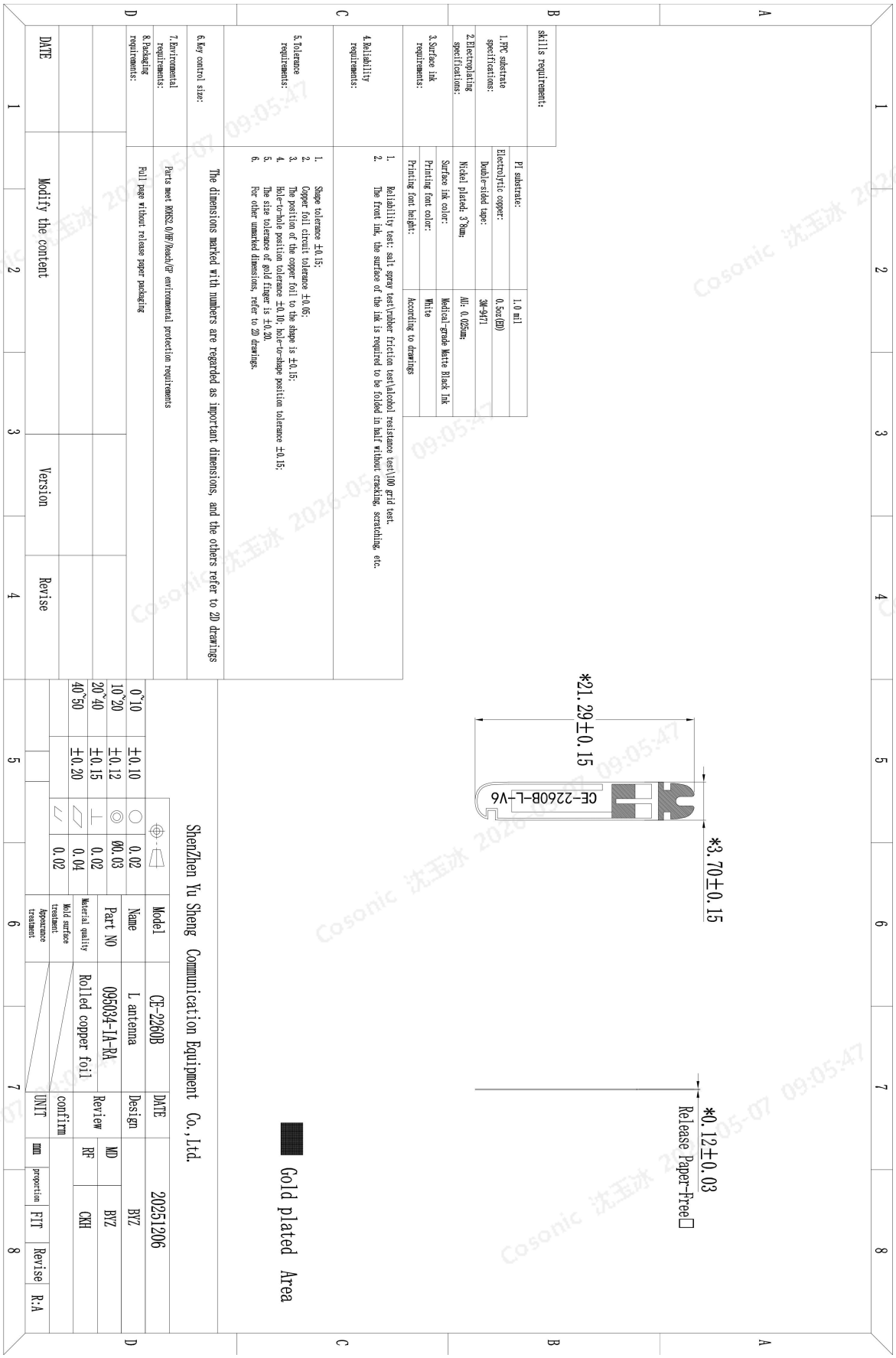

4. List of materials

Shenzhen Yusheng Communication Equipment Co.,LTD

095034(CE-2260B)BOM

Edition : T:A client : 095 Type of aircTCft : 095034 Set a date : 2025/12/06

N0.	*Material code	*Material name	name	*Machine type	Specification and model	colour	*UNIT.	dosage	remark
1	095034 -IA-RA	L antenna		CE-2260B	Black L-Style FPC with 1-Side Half-Half ETP Copper & Selective Gold Plating, 21.29*3.70*0.22MM	black	PCS	1	
1.2	095034 -IA-01-RA	L-FPC		CE-2260B	Black L-Style FPC with 1-Side Half-Half ETP Copper & Selective Gold Plating, 21.29*3.70*0.22MM	black	PCS	1	
verify :			examine :			manufacture : BYZ			

Cosonic 沈玉冰 2026-05-07 09:05:47

5. Package schematic diagram

Packaging method diagram		
product name	antenna	
Project model	CE-2260B	
File details	Carton Size 1: 270*260*200MM Carton Size 2: 260*200*200MM Carton Size 3: Depending on the order quantity / volume	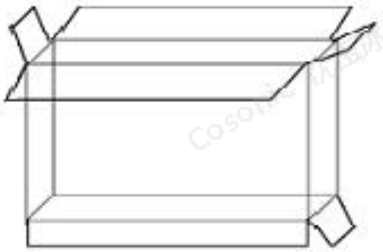
	Boating method	The minimum package of 100 bags, in turn with waterproof bags, a waterproof bag with up to 1000 materials
	Total number of binning	Packaging by order quantity
labeling requirement	Tag Size 1: Universal use 100 * 100mm Tag Size 2: According to customer requirements	
matters need attention		
1. Due to the limitation of order quantity, the packing method of each material is the size of the box according to the total quantity of the order or the physical volume		
2. Storage temperature: room temperature		
3. Storage conditions: store them in a cool and dry place		

1、小包装

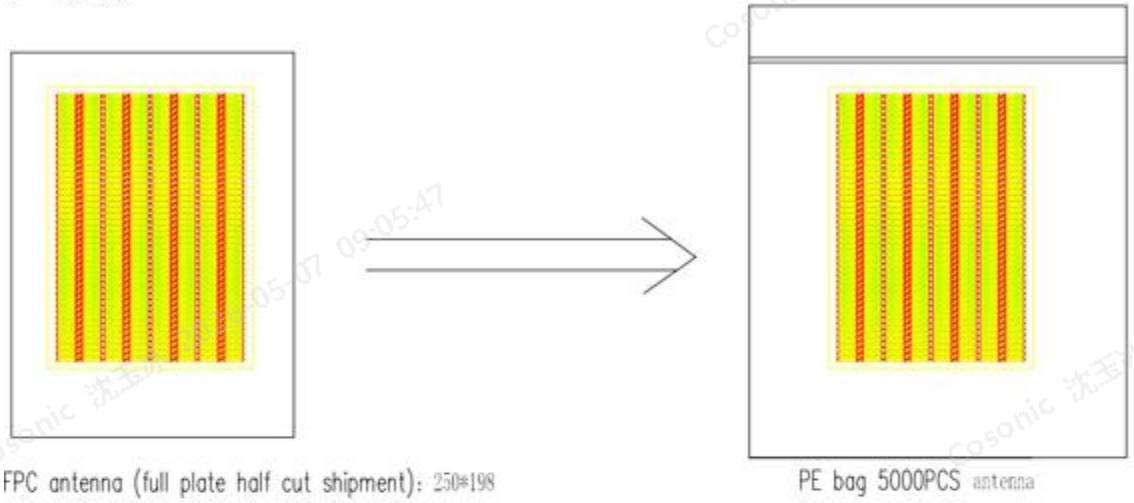

2、大包装

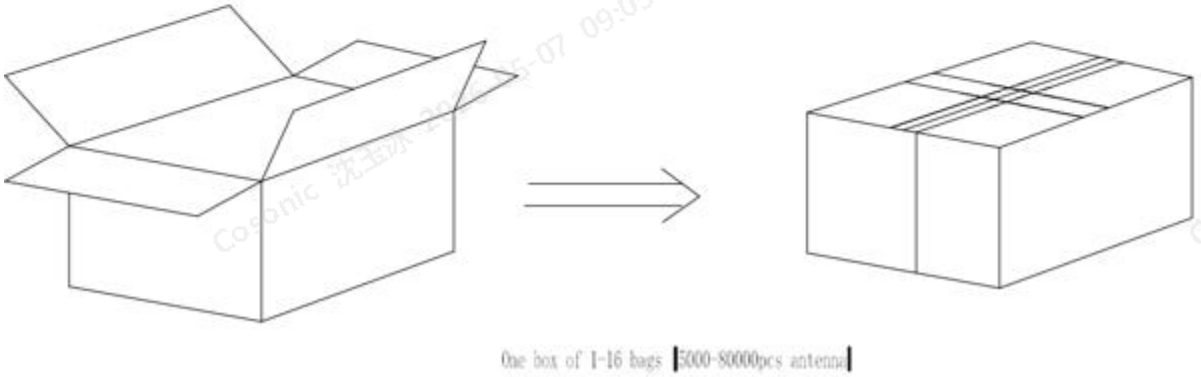

3. Note :FPC products are manufactured by micromucous membrane.
Quantity of small package :5000PCS/ bag;
Large package quantity :5000-80000PCS/ box.

4. Precautions
4.1 The storage of products should ensure that the ambient temperature is -10℃~+24℃, the humidity is less than 90%, there is no rain leakage in the warehouse, the ground should be moisture-proof, and the acid fog and salt spray around the warehouse should be avoided Corrosion. The shelf life of the product is 180 days;
4.2 The product can be transported by land, water or air, and should be rainproof during transportation;
4.3 Stacking requirements :XXX;
(Other examples: It is strictly prohibited to throw, throw, etc... Require)