Linklike

User Manual

Product Name: Sports Earphones | Model: LINKLIKE H26 PRO

OVERVIEW

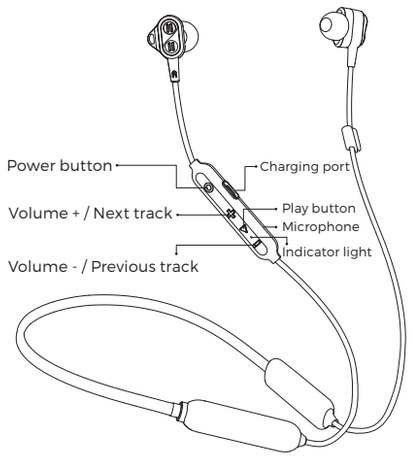

INSTRUCTIONS

Power on / Power off

Power on: Press and hold the " ◎ " button for 2 seconds, the white indicator light will light up for 1.5 seconds.

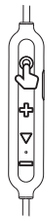

Power off: Press and hold " ◎ " for 3 seconds, the red indicator light will light up for 1.5 seconds.

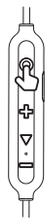

PAIRING

• When using the headphones for the first time, you need to pair them with a Bluetooth device.

Open the phone settings, select Bluetooth, turn it on, and search for "H26 PRO" in the list. Click on it to establish a connection. The white light on the headphones will illuminate for 1.5 seconds, indicating a successful connection.

· Auto Reconnection

After turning on the headphones, they will automatically reconnect to previously paired devices (the white light will blink for 1 minute). If there is no connection or connection failure within 3 minutes, the headphones will automatically turn off after the red light illuminates for 1.5 seconds.

BUTTON OPERATIONS

♫	
Pause / Play	Press " ▶ " once.
Previous track	Press and hold " - " for 2 seconds.
Next track	Press and hold "✚" for 2 seconds.
Volume ✚	Press"✚"once.
Volume -	Press " - " once.
☎	
Answer call	Press " ▶ " twice.
End call	Press and hold " ▶ " for 2 seconds.
Reject call	Press and hold " ▶ " for 2 seconds.
Cancel dialing	Press and hold " ▶ " for 2 seconds.
🎤	
Smart voice assistant	Press " ◎ " twice
Restore fault settings	When not connected to a phone, simultaneously press and hold "-" and "✚" for 3 seconds (not valid when connected).

PRINTED WITH SOY INK

xxxxxxxx

Linklike

Manufacturer: Linklike (Shenzhen) Technology Co., Ltd.
ADD: RM1709, BLK C, Zhantao Technology BLDG, Minzhi Avenue, Minzhi ST, Longhua DIST, Shenzhen, China
• E-mail: Linklike-Audio@outlook.com
Linklike is a trademark registered in the USA and other countries. All rights reserved.

CHARGING REMINDER

When the headphone's battery is low, it will provide a voice prompt every 2 minutes, and the red light will flash quickly 2 times per 30 seconds. Please charge the headphone in a timely manner. (The headphone will automatically power off if the battery voltage is below 3.15V)

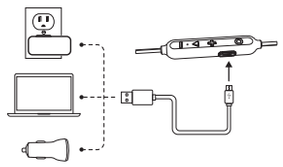

Note: If the headphone remains without power for a long time, the battery life will be shortened. It is recommended to charge the headphone once a month.

VIEW BATTERY LEVEL

Depending on the operating system, you can view the headphone battery level on the phone's lock screen or in the top notification bar.

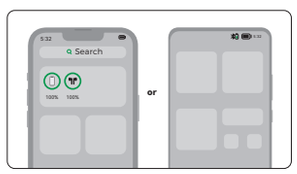

ATTENTIONS

1. Do not use corrosive cleaning agents to clean this product.
2. Do not use this product in high temperature or humid environments. Keep it away from heat sources and flames, such as stoves, to avoid explosions.
3. This product does not have any user-serviceable parts. Do not disassemble or modify it.
4. If the headphones remain without power for a long time, the battery life will be significantly shortened. It is recommended to charge the headphones at least once a month.
5. Do not charge the product in temperatures below zero, as it may damage the battery.
6. Do not use this product during thunderstorms as it may cause abnormal operation and increase the risk of electric shock.
7. Adjust the system volume to a moderate level when using this product for an extended period. Prolonged exposure to high volumes can risk hearing damage.
8. Do not use this product in situations that require special attention, (such as during transportation or while performing skilled tasks).
9. When using a charger for power supply, purchase or use a charger that has obtained certification and complies with standard requirements.
10. To ensure uninterrupted use of this product, use a charging adapter that complies with national standards.
11. Keep product accessories and packaging components out of reach of children and pets to prevent accidents and choking hazards.

WARNING

This product is equipped with a built-in lithium battery, and please pay attention to the followings:

1. Please charge the product in time when the battery is low. To protect the battery when not in use for a long time, please turn on the product every 3 months until the battery power runs out and then fully charge the product. It is recommended to use and store it in a suitable environment.
2. It is forbidden to disassemble, hit, squeeze or throw it into fire. If severe swelling occurs, stop using it. Do not place it in a high temperature environment. If the battery life is seriously shortened, stop using it and handle it for professional maintenance.
3. There is a risk of explosion if the battery is improperly replaced, and it can only be replaced with a battery of the same or equivalent type by a professional.
4. The battery (battery pack or assembled battery) shall not be exposed to overheated environments such as sunlight or fire.
5. Products containing lithium batteries should be handled separately from household waste. If the product is disposed of, please put it into the designated recycling locations or hand it over to the environmental protection recycling department for disposal, and cannot discard it at will.

FCC RF Radiation Exposure Statement:
1.This Transmitter must not be co-located or operating in conjunction with any other antenna or transmitter.
2.This equipment complies with RF radiation exposure limits set forth for an uncontrolled environment.
This equipment should be installed and operated with minimum distance **5mm** between the radiator and your body.

Changes or modifications not expressly approved by the party responsible for compliance could void the user's authority to operate the equipment.

This equipment has been tested and found to comply with the limits for a Class B digital device, pursuant to Part 15 of the FCC Rules. These limits are designed to provide reasonable protection against harmful interference in a residential installation. This equipment generates uses and can radiate radio frequency energy and, if not installed and used in accordance with the instructions, may cause harmful interference to radio communications. However, there is no guarantee that interference will not occur in a particular installation. If this equipment does cause harmful interference to radio or television reception, which can be determined by turning the equipment off and on, the user is encouraged to try to correct the interference by one or more of the following measures:
-- Reorient or relocate the receiving antenna.
-- Increase the separation between the equipment and receiver.
-- Connect the equipment into an outlet on a circuit different from that to which the receiver is connected.
-- Consult the dealer or an experienced radio/TV technician for help
This device complies with part 15 of the FCC rules. Operation is subject to the following two conditions (1)this device may not cause harmful interference, and (2) this device must accept any interference received, including interference that may cause undesired operation.

物料编码：xxxxxxxxx	物料名称：莅莱 H26 Pro运动耳机说明书				
结构部分	材　质:银禾祥合100克本白双胶纸	单　位: mm	平面部分	印刷颜色: K	LOFFAN DESIGN 洛凡設計
	成型尺寸: 65x120mm	刀　线:		表面工艺: 风琴折，双面单黑印刷，折	
	展开尺寸: 390x120mm	压　线:		平面设计: 张宇	
	结构设计:	针 刀 线:		平面修改:	
	日　期:	刀线相交:		日　期: 2023.11.20	
	备　注:	坑　纹:		备　注:	
特别说明：所有物料需要符合蓝禾《有害物质限用管理程序》LH-WI-0004（环保要求）					