Connection Tutorial

1. Open the settings in your sevices.
2. Open the bluetooth.
3. Click the "LINKLIKE HS1" to connect.
4. Enable the call and media permissions.

Check the Battery Level

- According to the system, you can check the battery level on the phone's negative one screen or the top bar.

Two Device Connection Explanation

1. Turn on the headphones - Turn on the Bluetooth function on device A and device B - Connect them in the device interface.

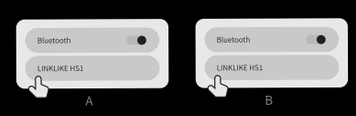

2. Turn on the headphones - Turn on the Bluetooth function on device A - Connect them in the device interface - turn off the device A's Bluetooth - Turn on the Bluetooth on device B - Connect them in the device interface - Then turn on both devices's Bluetooth again.

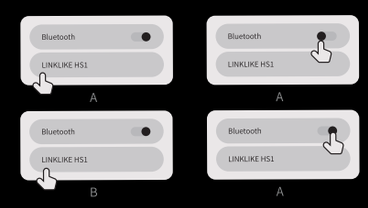

Note: Different devices may have different Bluetooth settings. If they cannot reconnect immediately, you can manually click on the connection in the device's Bluetooth interface or turn the Bluetooth on and off again.

Volume Synchronization (Important)

- According to different systems, the sync function locations is different. You can find the sync function through the following steps:

1. iOS system: Automatic sync, no need to set up.
2. Android New system: Settings - Bluetooth - Headphone settings - Turn on volume sync function.
3. Android Old system: Settings - About phone - Tap on the version number repeatedly (at least 8 times) to enter developer mode - Go back to the settings interface, system and updates - Developer options - Turn on Bluetooth absolute volume - Done (you can exit developer mode in the status bar).

Tip: To better control the volume and enjoy music, it is better to turn on the sync function as soon as you get the phone.

Multifunction Button

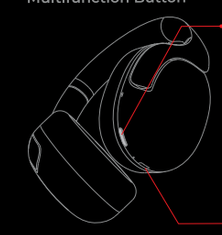

Single-click: Mode Switching
Double-click: Game Mode
Triple-click: Voice Assistant
Double-click in pairing mode: Enter independent use mode
Long press for 3 seconds: Power on/off
Long press for 10 seconds: Factory reset

Can be used with wire (Note: Can be used with the provided data cable for wired use, some phones may not support USB-C port)

Multifunction Touch Button

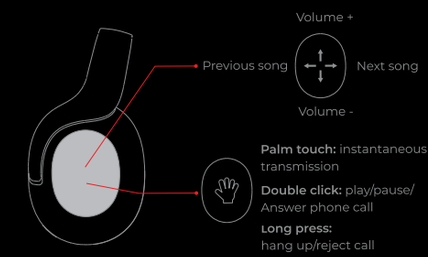

Palm touch: instantaneous transmission
Double click: play/pause/ Answer phone call
Long press: hang up/reject call

LKPI01020A

Linklike

QUICK GUIDE

FCC Warning
15.19 Labeling requirements.
This device complies with part 15 of the FCC Rules. Operation is subject to the following two conditions: (1) This device may not cause harmful interference, and (2) this device must accept any interference received, including interference that may cause undesired operation.
15.21 Information to user.
Any Changes or modifications not expressly approved by the party responsible for compliance could void the user's authority to operate the equipment.
15.105 Information to the user.
Note: This equipment has been tested and found to comply with the limits for a Class B digital device, pursuant to part 15 of the FCC Rules. These limits are designed to provide reasonable protection against harmful interference in a residential installation. This equipment generates uses and can radiate radio frequency energy and, if not installed and used in accordance with the instructions, may cause harmful interference to radio communications. However, there is no guarantee that interference will not occur in a particular installation. If this equipment does cause harmful interference to radio or television reception, which can be determined by turning the equipment off and on, the user is encouraged to try to correct the interference by one or more of the following measures:
-Reorient or relocate the receiving antenna.
-Increase the separation between the equipment and receiver.
-Connect the equipment into an outlet on a circuit different from that to which the receiver is connected.
-Consult the dealer or an experienced radio/TV technician for help.
FCC RF Radiation Exposure Statement:
1.This Transmitter must not be co-located or operating in conjunction with any other antenna or transmitter.
2.This equipment complies with RF radiation exposure limits set forth for an uncontrolled environment.
This equipment should be installed and operated with minimum distance 5mm between the radiaand your body.

物料编码： LKPI01020A			平面部分	表面工艺:①正反面印刷②双面过防刮花哑膜③啤	
物料名称： LinkLike HS1降噪头戴耳机快速指南					
结构部分	材 质： 157g双铜	单 位： mm		印刷颜色： PANTONE 877C C M Y K	LOFFAN DESIGN 洛 凡 設 計
	成型尺寸：70*100mm 展开尺寸：140*100mm	刀 线：		平面设计： 方刚来	
	结构设计:	压 线：		平面修改： XXXXX	
	结构修改： XXXXX	针 刀 线：		日 期:24.02.01	
	日 期:	刀线相交：		备 注:	
	备 注： 特别注意事项	坑 纹:			
特别说明：所有物料需要符合蓝禾《有害物质限用管理程序》LH-WI-0004（环保要求）					