| Test mode: | 802.11n(HT20) |
|---|---|

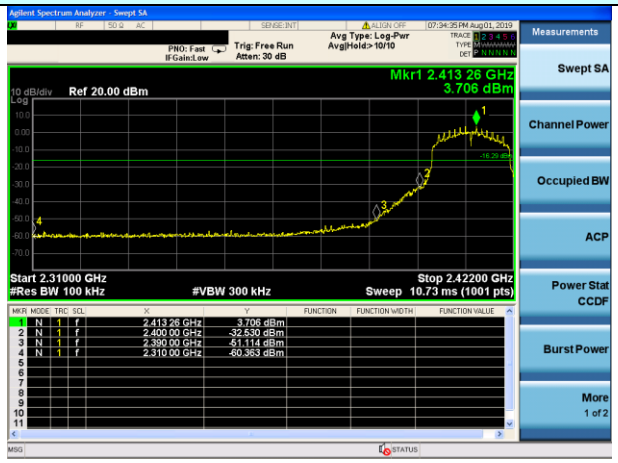


Lowest channel

Highest channel

| Test mode: | 802.11n(HT40) |
|---|---|

Lowest channel

Highest channel

### 7.6.2 Radiated Emission Method

| | |
|---|---|
| Test Requirement: | FCC Part15 C Section 15.209 and 15.205 |
| Test Method: | ANSI C63.10:2013 |
| Test Frequency Range: | All of the restrict bands were tested, only the worst band's (2310MHz to 2500MHz) data was showed. |
| Test site: | Measurement Distance: 3m |
| Receiver setup: | Frequency / Detector / RBW / VBW / Value<br>Above 1GHz / Peak / 1MHz / 3MHz / Peak<br>Above 1GHz / Average / 1MHz / 3MHz / Average |
| Limit: | Frequency / Limit (dBuV/m @3m) / Value<br>Above 1GHz / 54.00 / Average<br>Above 1GHz / 74.00 / Peak |
| Test setup: | 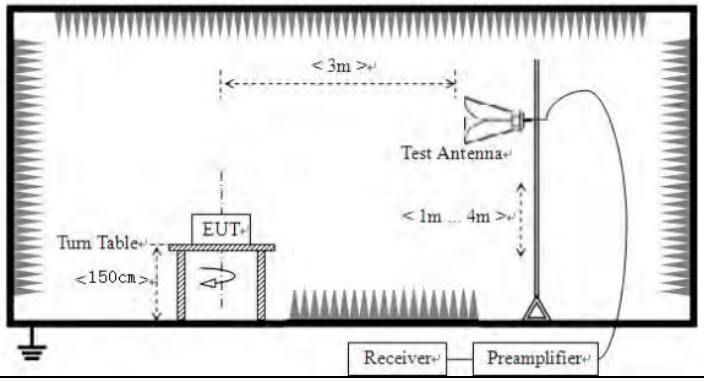 |
| Test Instruments: | Refer to section 6.0 for details |
| Test mode: | Refer to section 5.2 for details |
| Test voltage: | AC 120V, 60Hz |
| Test results: | Pass |

**Measurement data: Remark: only worst case ANT 2 report**

| Test mode: | 802.11b | Test channel: | Lowest |
|---|---|---|---|

**Peak value:**

| Frequency (MHz) | Read Level (dBuV) | Antenna Factor (dB/m) | Cable Loss (dB) | Preamp Factor (dB) | Level (dBuV/m) | Limit Line (dBuV/m) | Over Limit (dB) | Polarization |
|---|---|---|---|---|---|---|---|---|
| 2310.00 | 40.22 | 27.14 | 6.19 | 42.04 | 31.51 | 74.00 | -42.49 | Horizontal |
| 2390.00 | 48.75 | 27.37 | 6.31 | 42.11 | 40.32 | 74.00 | -33.68 | Horizontal |
| 2310.00 | 38.80 | 27.14 | 6.19 | 42.04 | 30.09 | 74.00 | -43.91 | Vertical |
| 2390.00 | 50.17 | 27.37 | 6.31 | 42.11 | 41.74 | 74.00 | -32.26 | Vertical |

**Average value:**

| Frequency (MHz) | Read Level (dBuV) | Antenna Factor (dB/m) | Cable Loss (dB) | Preamp Factor (dB) | Level (dBuV/m) | Limit Line (dBuV/m) | Over Limit (dB) | Polarization |
|---|---|---|---|---|---|---|---|---|
| 2310.00 | 30.39 | 27.14 | 6.19 | 42.04 | 21.68 | 54.00 | -32.32 | Horizontal |
| 2390.00 | 37.53 | 27.37 | 6.31 | 42.11 | 29.10 | 54.00 | -24.90 | Horizontal |
| 2310.00 | 29.10 | 27.14 | 6.19 | 42.04 | 20.39 | 54.00 | -33.61 | Vertical |
| 2390.00 | 39.55 | 27.37 | 6.31 | 42.11 | 31.12 | 54.00 | -22.88 | Vertical |

| Test mode: | 802.11b | Test channel: | Highest |
|---|---|---|---|

**Peak value:**

| Frequency (MHz) | Read Level (dBuV) | Antenna Factor (dB/m) | Cable Loss (dB) | Preamp Factor (dB) | Level (dBuV/m) | Limit Line (dBuV/m) | Over Limit (dB) | Polarization |
|---|---|---|---|---|---|---|---|---|
| 2483.50 | 49.26 | 27.66 | 6.45 | 42.01 | 41.36 | 74.00 | -32.64 | Horizontal |
| 2500.00 | 41.55 | 27.70 | 6.47 | 42.00 | 33.72 | 74.00 | -40.28 | Horizontal |
| 2483.50 | 49.23 | 27.66 | 6.45 | 42.01 | 41.33 | 74.00 | -32.67 | Vertical |
| 2500.00 | 42.82 | 27.70 | 6.47 | 42.00 | 34.99 | 74.00 | -39.01 | Vertical |

**Average value:**

| Frequency (MHz) | Read Level (dBuV) | Antenna Factor (dB/m) | Cable Loss (dB) | Preamp Factor (dB) | Level (dBuV/m) | Limit Line (dBuV/m) | Over Limit (dB) | Polarization |
|---|---|---|---|---|---|---|---|---|
| 2483.50 | 37.54 | 27.66 | 6.45 | 42.01 | 29.64 | 54.00 | -24.36 | Horizontal |
| 2500.00 | 33.92 | 27.70 | 6.47 | 42.00 | 26.09 | 54.00 | -27.91 | Horizontal |
| 2483.50 | 38.36 | 27.66 | 6.45 | 42.01 | 30.46 | 54.00 | -23.54 | Vertical |
| 2500.00 | 32.74 | 27.70 | 6.47 | 42.00 | 24.91 | 54.00 | -29.09 | Vertical |

| Test mode: | 802.11g | Test channel: | Lowest |
|---|---|---|---|

**Peak value:**

| Frequency (MHz) | Read Level (dBuV) | Antenna Factor (dB/m) | Cable Loss (dB) | Preamp Factor (dB) | Level (dBuV/m) | Limit Line (dBuV/m) | Over Limit (dB) | Polarization |
|---|---|---|---|---|---|---|---|---|
| 2310.00 | 39.73 | 27.14 | 6.19 | 42.04 | 31.02 | 74.00 | -42.98 | Horizontal |
| 2390.00 | 48.10 | 27.37 | 6.31 | 42.11 | 39.67 | 74.00 | -34.33 | Horizontal |
| 2310.00 | 38.28 | 27.14 | 6.19 | 42.04 | 29.57 | 74.00 | -44.43 | Vertical |
| 2390.00 | 49.38 | 27.37 | 6.31 | 42.11 | 40.95 | 74.00 | -33.05 | Vertical |

**Average value:**

| Frequency (MHz) | Read Level (dBuV) | Antenna Factor (dB/m) | Cable Loss (dB) | Preamp Factor (dB) | Level (dBuV/m) | Limit Line (dBuV/m) | Over Limit (dB) | Polarization |
|---|---|---|---|---|---|---|---|---|
| 2310.00 | 30.04 | 27.14 | 6.19 | 42.04 | 21.33 | 54.00 | -32.67 | Horizontal |
| 2390.00 | 37.13 | 27.37 | 6.31 | 42.11 | 28.70 | 54.00 | -25.30 | Horizontal |
| 2310.00 | 28.71 | 27.14 | 6.19 | 42.04 | 20.00 | 54.00 | -34.00 | Vertical |
| 2390.00 | 39.11 | 27.37 | 6.31 | 42.11 | 30.68 | 54.00 | -23.32 | Vertical |

| Test mode: | 802.11g | Test channel: | Highest |
|---|---|---|---|

**Peak value:**

| Frequency (MHz) | Read Level (dBuV) | Antenna Factor (dB/m) | Cable Loss (dB) | Preamp Factor (dB) | Level (dBuV/m) | Limit Line (dBuV/m) | Over Limit (dB) | Polarization |
|---|---|---|---|---|---|---|---|---|
| 2483.50 | 48.56 | 27.66 | 6.45 | 42.01 | 40.66 | 74.00 | -33.34 | Horizontal |
| 2500.00 | 41.00 | 27.70 | 6.47 | 42.00 | 33.17 | 74.00 | -40.83 | Horizontal |
| 2483.50 | 48.43 | 27.66 | 6.45 | 42.01 | 40.53 | 74.00 | -33.47 | Vertical |
| 2500.00 | 42.18 | 27.70 | 6.47 | 42.00 | 34.35 | 74.00 | -39.65 | Vertical |

**Average value:**

| Frequency (MHz) | Read Level (dBuV) | Antenna Factor (dB/m) | Cable Loss (dB) | Preamp Factor (dB) | Level (dBuV/m) | Limit Line (dBuV/m) | Over Limit (dB) | Polarization |
|---|---|---|---|---|---|---|---|---|
| 2483.50 | 37.12 | 27.66 | 6.45 | 42.01 | 29.22 | 54.00 | -24.78 | Horizontal |
| 2500.00 | 33.58 | 27.70 | 6.47 | 42.00 | 25.75 | 54.00 | -28.25 | Horizontal |
| 2483.50 | 37.89 | 27.66 | 6.45 | 42.01 | 29.99 | 54.00 | -24.01 | Vertical |
| 2500.00 | 32.39 | 27.70 | 6.47 | 42.00 | 24.56 | 54.00 | -29.44 | Vertical |

| Test mode: | 802.11n(HT20) | Test channel: | Lowest |
|---|---|---|---|

**Peak value:**

| Frequency (MHz) | Read Level (dBuV) | Antenna Factor (dB/m) | Cable Loss (dB) | Preamp Factor (dB) | Level (dBuV/m) | Limit Line (dBuV/m) | Over Limit (dB) | Polarization |
|---|---|---|---|---|---|---|---|---|
| 2310.00 | 40.25 | 27.14 | 6.19 | 42.04 | 31.54 | 74.00 | -42.46 | Horizontal |
| 2390.00 | 48.80 | 27.37 | 6.31 | 42.11 | 40.37 | 74.00 | -33.63 | Horizontal |
| 2310.00 | 38.84 | 27.14 | 6.19 | 42.04 | 30.13 | 74.00 | -43.87 | Vertical |
| 2390.00 | 50.22 | 27.37 | 6.31 | 42.11 | 41.79 | 74.00 | -32.21 | Vertical |

**Average value:**

| Frequency (MHz) | Read Level (dBuV) | Antenna Factor (dB/m) | Cable Loss (dB) | Preamp Factor (dB) | Level (dBuV/m) | Limit Line (dBuV/m) | Over Limit (dB) | Polarization |
|---|---|---|---|---|---|---|---|---|
| 2310.00 | 30.42 | 27.14 | 6.19 | 42.04 | 21.71 | 54.00 | -32.29 | Horizontal |
| 2390.00 | 37.56 | 27.37 | 6.31 | 42.11 | 29.13 | 54.00 | -24.87 | Horizontal |
| 2310.00 | 29.12 | 27.14 | 6.19 | 42.04 | 20.41 | 54.00 | -33.59 | Vertical |
| 2390.00 | 39.58 | 27.37 | 6.31 | 42.11 | 31.15 | 54.00 | -22.85 | Vertical |

| Test mode: | 802.11n(HT20) | Test channel: | Highest |
|---|---|---|---|

**Peak value:**

| Frequency (MHz) | Read Level (dBuV) | Antenna Factor (dB/m) | Cable Loss (dB) | Preamp Factor (dB) | Level (dBuV/m) | Limit Line (dBuV/m) | Over Limit (dB) | Polarization |
|---|---|---|---|---|---|---|---|---|
| 2483.50 | 49.31 | 27.66 | 6.45 | 42.01 | 41.41 | 74.00 | -32.59 | Horizontal |
| 2500.00 | 41.58 | 27.70 | 6.47 | 42.00 | 33.75 | 74.00 | -40.25 | Horizontal |
| 2483.50 | 49.28 | 27.66 | 6.45 | 42.01 | 41.38 | 74.00 | -32.62 | Vertical |
| 2500.00 | 42.86 | 27.70 | 6.47 | 42.00 | 35.03 | 74.00 | -38.97 | Vertical |

**Average value:**

| Frequency (MHz) | Read Level (dBuV) | Antenna Factor (dB/m) | Cable Loss (dB) | Preamp Factor (dB) | Level (dBuV/m) | Limit Line (dBuV/m) | Over Limit (dB) | Polarization |
|---|---|---|---|---|---|---|---|---|
| 2483.50 | 37.57 | 27.66 | 6.45 | 42.01 | 29.67 | 54.00 | -24.33 | Horizontal |
| 2500.00 | 33.94 | 27.70 | 6.47 | 42.00 | 26.11 | 54.00 | -27.89 | Horizontal |
| 2483.50 | 38.39 | 27.66 | 6.45 | 42.01 | 30.49 | 54.00 | -23.51 | Vertical |
| 2500.00 | 32.76 | 27.70 | 6.47 | 42.00 | 24.93 | 54.00 | -29.07 | Vertical |

| Test mode: | 802.11n(HT40) | Test channel: | Lowest |
|---|---|---|---|

**Peak value:**

| Frequency (MHz) | Read Level (dBuV) | Antenna Factor (dB/m) | Cable Loss (dB) | Preamp Factor (dB) | Level (dBuV/m) | Limit Line (dBuV/m) | Over Limit (dB) | Polarization |
|---|---|---|---|---|---|---|---|---|
| 2310.00 | 39.91 | 27.14 | 6.19 | 42.04 | 31.20 | 74.00 | -42.80 | Horizontal |
| 2390.00 | 48.34 | 27.37 | 6.31 | 42.11 | 39.91 | 74.00 | -34.09 | Horizontal |
| 2310.00 | 38.47 | 27.14 | 6.19 | 42.04 | 29.76 | 74.00 | -44.24 | Vertical |
| 2390.00 | 49.67 | 27.37 | 6.31 | 42.11 | 41.24 | 74.00 | -32.76 | Vertical |

**Average value:**

| Frequency (MHz) | Read Level (dBuV) | Antenna Factor (dB/m) | Cable Loss (dB) | Preamp Factor (dB) | Level (dBuV/m) | Limit Line (dBuV/m) | Over Limit (dB) | Polarization |
|---|---|---|---|---|---|---|---|---|
| 2310.00 | 30.17 | 27.14 | 6.19 | 42.04 | 21.46 | 54.00 | -32.54 | Horizontal |
| 2390.00 | 37.28 | 27.37 | 6.31 | 42.11 | 28.85 | 54.00 | -25.15 | Horizontal |
| 2310.00 | 28.85 | 27.14 | 6.19 | 42.04 | 20.14 | 54.00 | -33.86 | Vertical |
| 2390.00 | 39.27 | 27.37 | 6.31 | 42.11 | 30.84 | 54.00 | -23.16 | Vertical |

| Test mode: | 802.11n(HT40) | Test channel: | Highest |
|---|---|---|---|

**Peak value:**

| Frequency (MHz) | Read Level (dBuV) | Antenna Factor (dB/m) | Cable Loss (dB) | Preamp Factor (dB) | Level (dBuV/m) | Limit Line (dBuV/m) | Over Limit (dB) | Polarization |
|---|---|---|---|---|---|---|---|---|
| 2483.50 | 48.82 | 27.66 | 6.45 | 42.01 | 40.92 | 74.00 | -33.08 | Horizontal |
| 2500.00 | 41.21 | 27.70 | 6.47 | 42.00 | 33.38 | 74.00 | -40.62 | Horizontal |
| 2483.50 | 48.73 | 27.66 | 6.45 | 42.01 | 40.83 | 74.00 | -33.17 | Vertical |
| 2500.00 | 42.42 | 27.70 | 6.47 | 42.00 | 34.59 | 74.00 | -39.41 | Vertical |

**Average value:**

| Frequency (MHz) | Read Level (dBuV) | Antenna Factor (dB/m) | Cable Loss (dB) | Preamp Factor (dB) | Level (dBuV/m) | Limit Line (dBuV/m) | Over Limit (dB) | Polarization |
|---|---|---|---|---|---|---|---|---|
| 2483.50 | 37.28 | 27.66 | 6.45 | 42.01 | 29.38 | 54.00 | -24.62 | Horizontal |
| 2500.00 | 33.71 | 27.70 | 6.47 | 42.00 | 25.88 | 54.00 | -28.12 | Horizontal |
| 2483.50 | 38.07 | 27.66 | 6.45 | 42.01 | 30.17 | 54.00 | -23.83 | Vertical |
| 2500.00 | 32.52 | 27.70 | 6.47 | 42.00 | 24.69 | 54.00 | -29.31 | Vertical |

*Notes:*

1. *Final Level =Receiver Read level + Antenna Factor + Cable Loss – Preamplifier Factor*
2. *The emission levels of other frequencies are very lower than the limit and not show in test report.*

## 7.7 Spurious Emission

### 7.7.1 Conducted Emission Method

| | |
|---|---|
| Test Requirement: | FCC Part15 C Section 15.247 (d) |
| Test Method: | KDB558074 D01 DTS Meas Guidance V05r02 |
| Limit: | In any 100 kHz bandwidth outside the frequency band in which the spread spectrum intentional radiator is operating, the radio frequency power that is produced by the intentional radiator shall be at least 20 dB below that in the 100 kHz bandwidth within the band that contains the highest level of the desired power, based on either an RF conducted or a radiated measurement. |
| Test setup: | 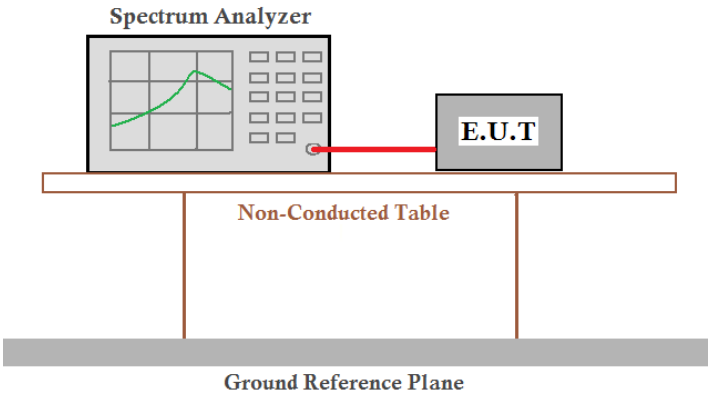 |
| Test Instruments: | Refer to section 6.0 for details |
| Test mode: | Refer to section 5.2 for details |
| Test results: | Pass |

**Test plot as follows:**

**ANT 1:**

| Test mode: | 802.11b | Test mode: | 802.11g |
|---|---|---|---|

Lowest channel

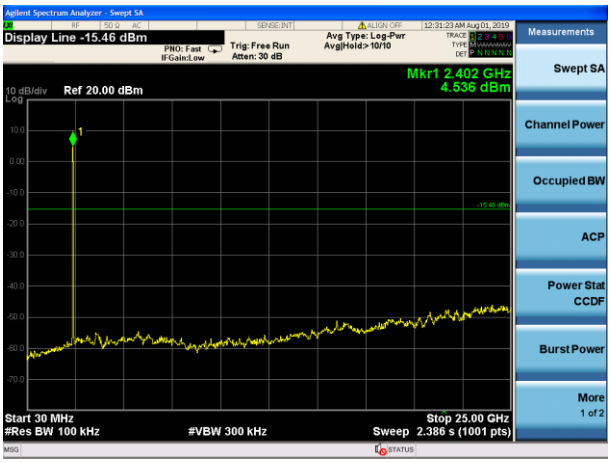

30MHz~25GHz

Middle channel

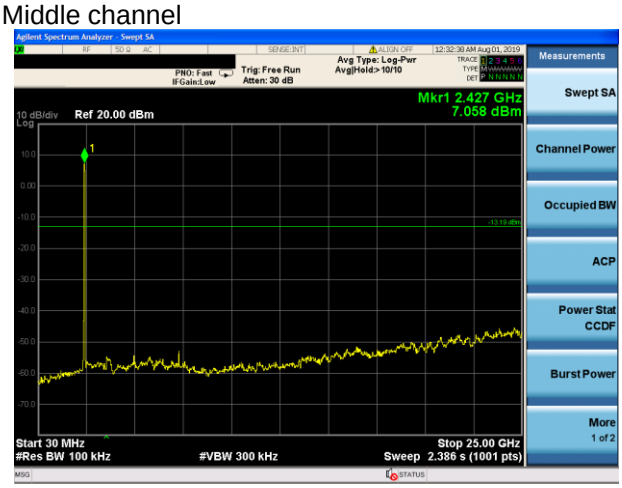

30MHz~25GHz

Highest channel

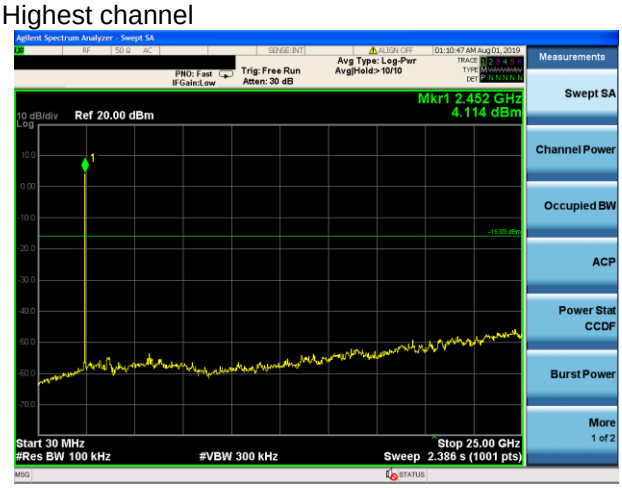

30MHz~25GHz

| Test mode: | 802.11n(HT20) | Test mode: | 802.11n(HT40) |
|---|---|---|---|

Lowest channel

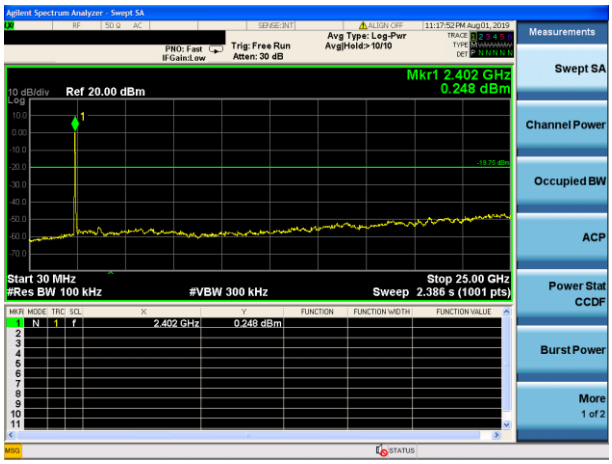


30MHz~25GHz

Middle channel

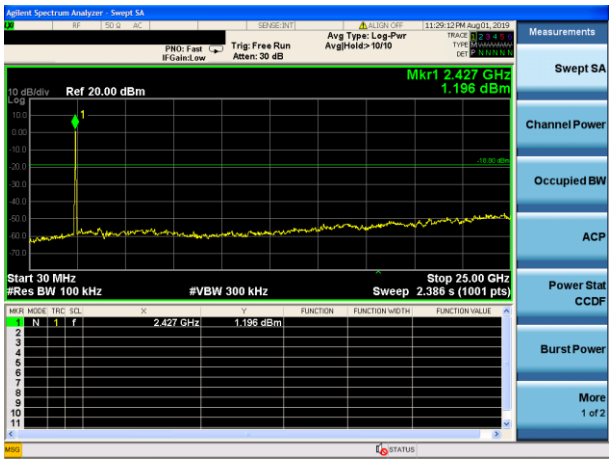


30MHz~25GHz

Highest channel

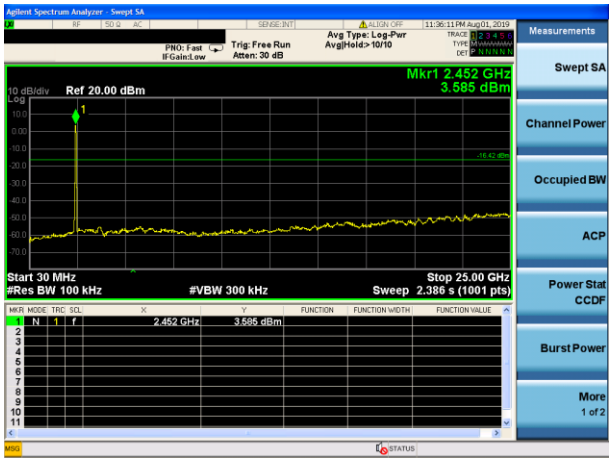


30MHz~25GHz

**ANT 2:**

| Test mode: | 802.11b | Test mode: | 802.11g |
|---|---|---|---|

Lowest channel

30MHz~25GHz

Middle channel

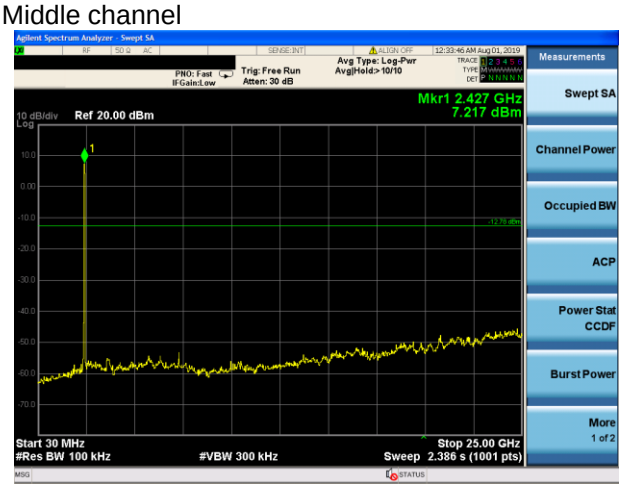


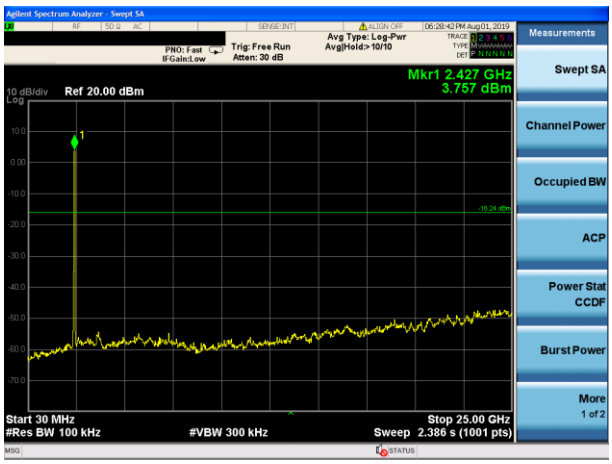


30MHz~25GHz

Highest channel

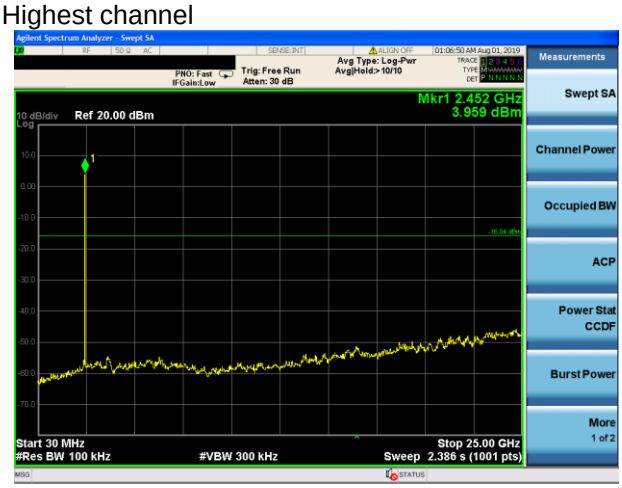


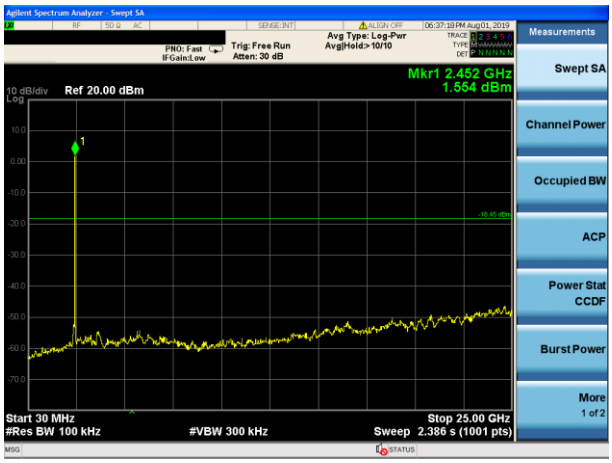


30MHz~25GHz

| Test mode: | 802.11n(HT20) | Test mode: | 802.11n(HT40) |
|---|---|---|---|

Lowest channel

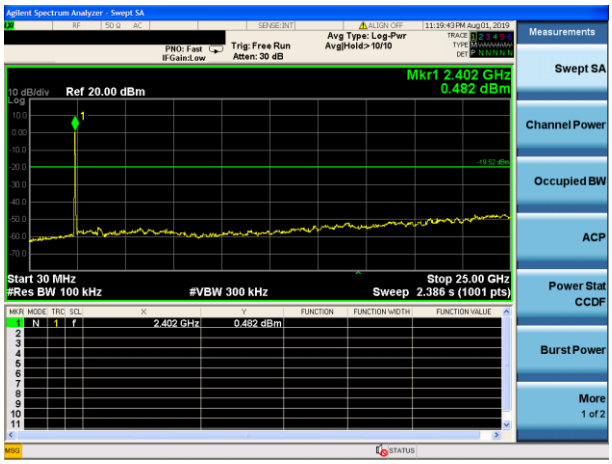


30MHz~25GHz

Middle channel

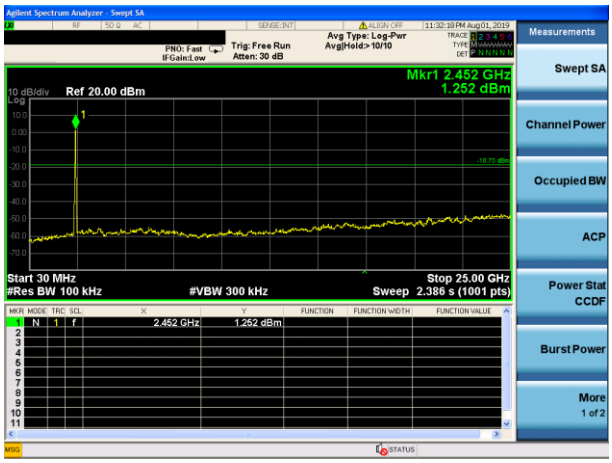


30MHz~25GHz

Highest channel

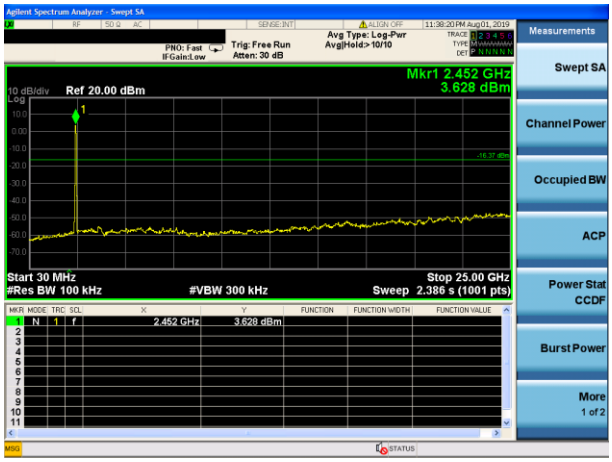


30MHz~25GHz

### 7.7.2 Radiated Emission Method

| | |
|---|---|
| Test Requirement: | FCC Part15 C Section 15.209 |
| Test Method: | ANSI C63.10:2013 |
| Test Frequency Range: | 9kHz to 25GHz |
| Test site: | Measurement Distance: 3m |

Receiver setup:

| Frequency | Detector | RBW | VBW | Value |
|---|---|---|---|---|
| 9KHz-150KHz | Quasi-peak | 200Hz | 600Hz | Quasi-peak |
| 150KHz-30MHz | Quasi-peak | 9KHz | 30KHz | Quasi-peak |
| 30MHz-1GHz | Quasi-peak | 120KHz | 300KHz | Quasi-peak |
| Above 1GHz | Peak | 1MHz | 3MHz | Peak |
| | Peak | 1MHz | 10Hz | Average |

Limit:

| Frequency | Limit (uV/m) | Value | Measurement Distance |
|---|---|---|---|
| 0.009MHz-0.490MHz | 2400/F(KHz) | QP | 300m |
| 0.490MHz-1.705MHz | 24000/F(KHz) | QP | 30m |
| 1.705MHz-30MHz | 30 | QP | 30m |
| 30MHz-88MHz | 100 | QP | 3m |
| 88MHz-216MHz | 150 | QP | |
| 216MHz-960MHz | 200 | QP | |
| 960MHz-1GHz | 500 | QP | |
| Above 1GHz | 500 | Average | |
| | 5000 | Peak | |

Test setup:

For radiated emissions from 9kHz to 30MHz

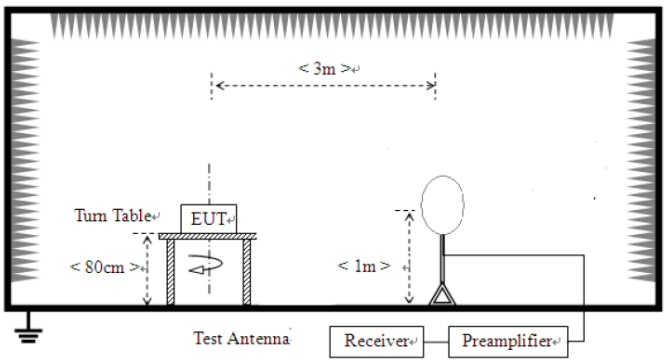


For radiated emissions from 30MHz to1GHz

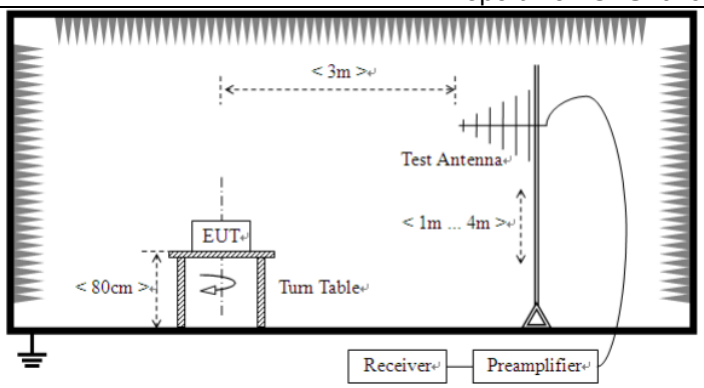


For radiated emissions above 1GHz

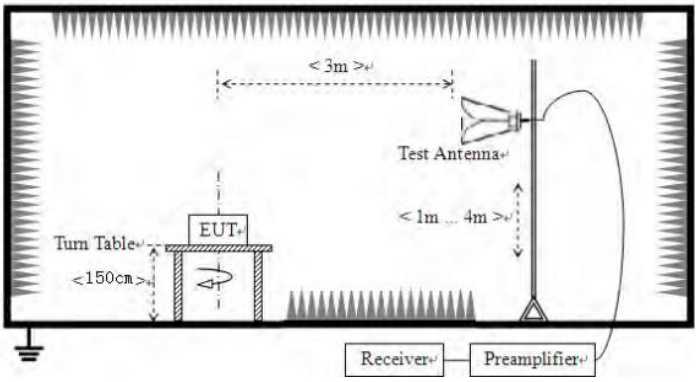


| | | | | | | |
|---|---|---|---|---|---|---|
| Test Instruments: | Refer to section 6.0 for details | | | | | |
| Test mode: | Refer to section 5.2 for details | | | | | |
| Test environment: | Temp.: | 25 °C | Humid.: | 52% | Press.: | 1012mbar |
| Test voltage: | AC 120V, 60Hz | | | | | |
| Test results: | Pass | | | | | |

*Remark:*

*Pre-scan all kind of the place mode (X-axis, Y-axis, Z-axis), and found the Y-axis which it is worse case.*

**Measurement data:**

■ **9kHz~30MHz**

The low frequency, which started from 9 kHz to 30 MHz, was pre-scanned and the result which was 20 dB lower than the limit line per 15.31(o) was not reported.

■ **Below 1GHz**

**Horizontal:**

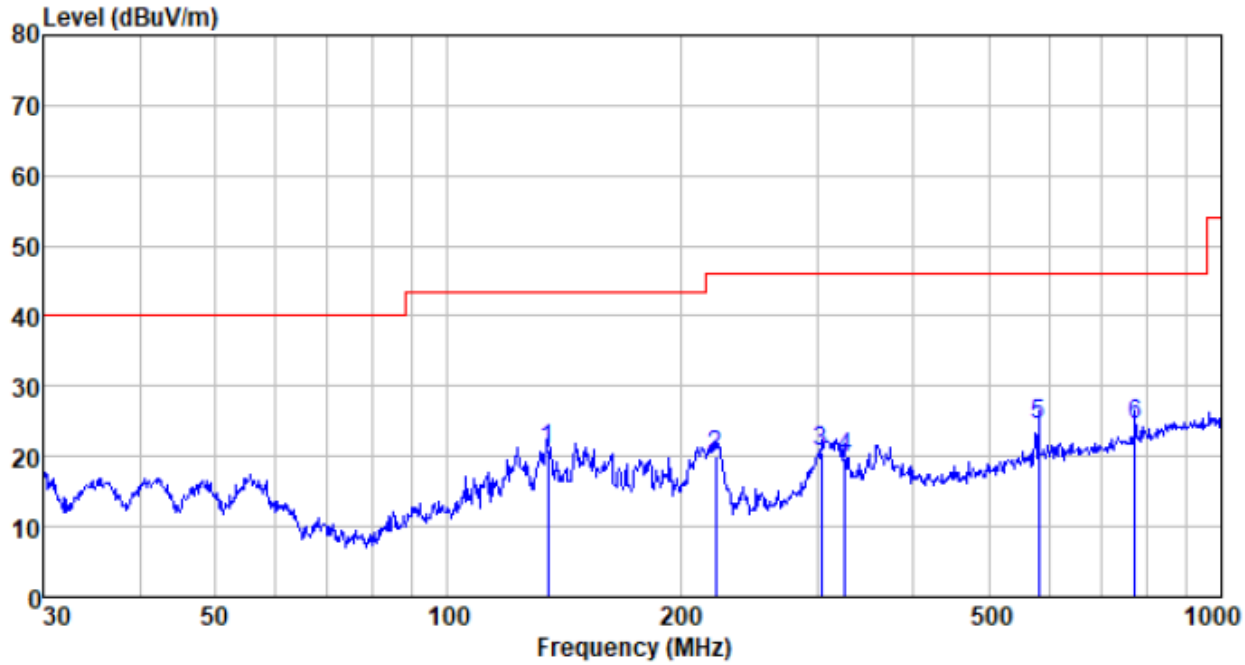


| Freq MHz | Reading level dBuV | Antenna factor dB/m | Cable loss dB | Preamp factor dB | level dBuV | Limit level dBuV/m | Over limit dB | Remark |
|---|---|---|---|---|---|---|---|---|
| 134.559 | 48.70 | 7.82 | 1.47 | 36.98 | 21.01 | 43.50 | -22.49 | QP |
| 222.170 | 44.28 | 11.24 | 1.97 | 37.35 | 20.14 | 46.00 | -25.86 | QP |
| 303.544 | 41.88 | 13.68 | 2.38 | 37.42 | 20.52 | 46.00 | -25.48 | QP |
| 326.740 | 40.64 | 14.12 | 2.50 | 37.45 | 19.81 | 46.00 | -26.19 | QP |
| 580.703 | 39.45 | 19.06 | 3.65 | 37.53 | 24.63 | 46.00 | -21.37 | QP |
| 774.158 | 36.78 | 20.97 | 4.36 | 37.62 | 24.49 | 46.00 | -21.51 | QP |

**Vertical:**

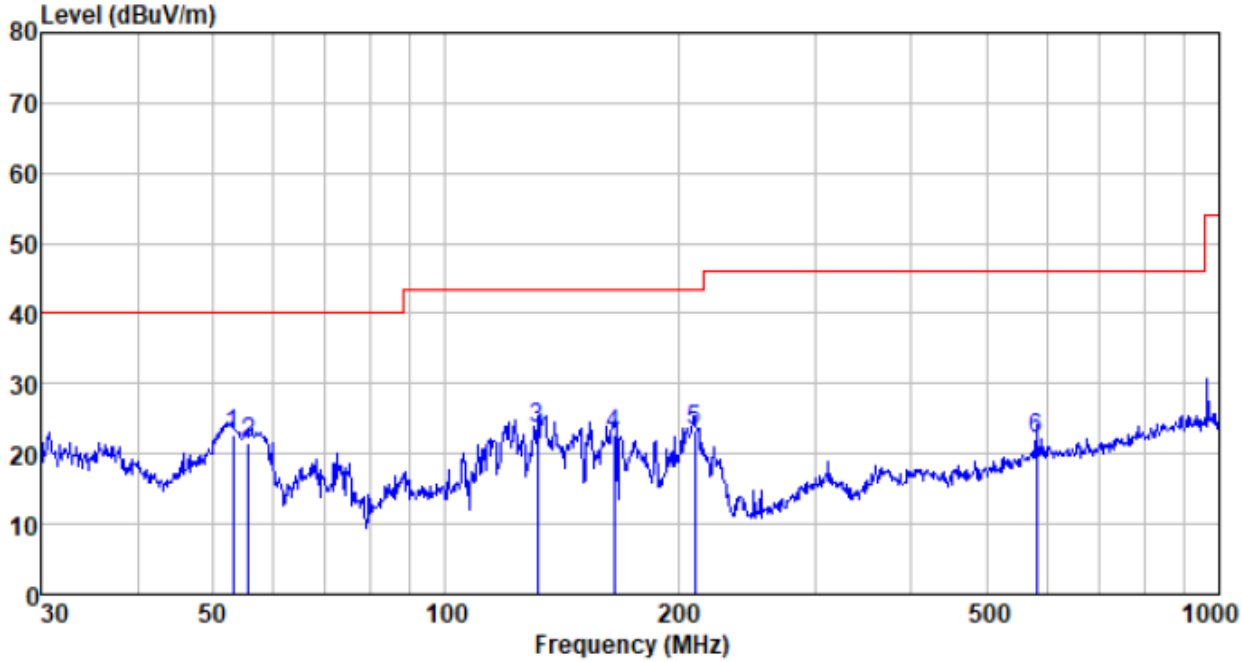


| Freq MHz | Reading level dBuV | Antenna factor dB/m | Cable loss dB | Preamp factor dB | level dBuV | Limit level dBuV/m | Over limit dB | Remark |
|---|---|---|---|---|---|---|---|---|
| 53.131 | 46.04 | 11.98 | 0.80 | 36.23 | 22.59 | 40.00 | -17.41 | QP |
| 55.609 | 45.25 | 11.73 | 0.82 | 36.26 | 21.54 | 40.00 | -18.46 | QP |
| 131.297 | 50.99 | 8.06 | 1.44 | 36.96 | 23.53 | 43.50 | -19.97 | QP |
| 164.908 | 49.94 | 8.40 | 1.66 | 37.16 | 22.84 | 43.50 | -20.66 | QP |
| 210.048 | 48.02 | 10.80 | 1.90 | 37.34 | 23.38 | 43.50 | -20.12 | QP |
| 580.703 | 37.05 | 19.06 | 3.65 | 37.53 | 22.23 | 46.00 | -23.77 | QP |

■ **Above 1GHz : Only the worst case ANT 2 report**

| Test mode: | 802.11b | Test channel: | Lowest |
|---|---|---|---|

**Peak value:**

| Frequency (MHz) | Read Level (dBuV) | Antenna Factor (dB/m) | Cable Loss (dB) | Preamp Factor (dB) | Level (dBuV/m) | Limit Line (dBuV/m) | Over Limit (dB) | polarization |
|---|---|---|---|---|---|---|---|---|
| 4824.00 | 40.11 | 31.79 | 8.62 | 32.10 | 48.42 | 74.00 | -25.58 | Vertical |
| 7236.00 | 34.10 | 36.19 | 11.68 | 31.97 | 50.00 | 74.00 | -24.00 | Vertical |
| 9648.00 | 32.63 | 38.07 | 14.16 | 31.56 | 53.30 | 74.00 | -20.70 | Vertical |
| 12060.00 | * | | | | | 74.00 | | Vertical |
| 14472.00 | * | | | | | 74.00 | | Vertical |
| 16884.00 | * | | | | | 74.00 | | Vertical |
| 4824.00 | 38.81 | 31.79 | 8.62 | 32.10 | 47.12 | 74.00 | -26.88 | Horizontal |
| 7236.00 | 33.86 | 36.19 | 11.68 | 31.97 | 49.76 | 74.00 | -24.24 | Horizontal |
| 9648.00 | 32.21 | 38.07 | 14.16 | 31.56 | 52.88 | 74.00 | -21.12 | Horizontal |
| 12060.00 | * | | | | | 74.00 | | Horizontal |
| 14472.00 | * | | | | | 74.00 | | Horizontal |
| 16884.00 | * | | | | | 74.00 | | Horizontal |

**Average value:**

| Frequency (MHz) | Read Level (dBuV) | Antenna Factor (dB/m) | Cable Loss (dB) | Preamp Factor (dB) | Level (dBuV/m) | Limit Line (dBuV/m) | Over Limit (dB) | polarization |
|---|---|---|---|---|---|---|---|---|
| 4824.00 | 29.21 | 31.79 | 8.62 | 32.10 | 37.52 | 54.00 | -16.48 | Vertical |
| 7236.00 | 22.97 | 36.19 | 11.68 | 31.97 | 38.87 | 54.00 | -15.13 | Vertical |
| 9648.00 | 22.98 | 38.07 | 14.16 | 31.56 | 43.65 | 54.00 | -10.35 | Vertical |
| 12060.00 | * | | | | | 54.00 | | Vertical |
| 14472.00 | * | | | | | 54.00 | | Vertical |
| 16884.00 | * | | | | | 54.00 | | Vertical |
| 4824.00 | 28.35 | 31.79 | 8.62 | 32.10 | 36.66 | 54.00 | -17.34 | Horizontal |
| 7236.00 | 22.45 | 36.19 | 11.68 | 31.97 | 38.35 | 54.00 | -15.65 | Horizontal |
| 9648.00 | 21.97 | 38.07 | 14.16 | 31.56 | 42.64 | 54.00 | -11.36 | Horizontal |
| 12060.00 | * | | | | | 54.00 | | Horizontal |
| 14472.00 | * | | | | | 54.00 | | Horizontal |
| 16884.00 | * | | | | | 54.00 | | Horizontal |

*Notes:*

1. *Final Level =Receiver Read level + Antenna Factor + Cable Loss – Preamplifier Factor*
2. *"*", means this data is the too weak instrument of signal is unable to test.*

| Test mode: | 802.11b | Test channel: | Middle |
|---|---|---|---|

**Peak value:**

| Frequency (MHz) | Read Level (dBuV) | Antenna Factor (dB/m) | Cable Loss (dB) | Preamp Factor (dB) | Level (dBuV/m) | Limit Line (dBuV/m) | Over Limit (dB) | polarization |
|---|---|---|---|---|---|---|---|---|
| 4874.00 | 39.20 | 31.85 | 8.66 | 32.12 | 47.59 | 74.00 | -26.41 | Vertical |
| 7311.00 | 34.19 | 36.37 | 11.71 | 31.91 | 50.36 | 74.00 | -23.64 | Vertical |
| 9748.00 | 33.66 | 38.27 | 14.25 | 31.56 | 54.62 | 74.00 | -19.38 | Vertical |
| 12185.00 | * | | | | | 74.00 | | Vertical |
| 14622.00 | * | | | | | 74.00 | | Vertical |
| 17059.00 | * | | | | | 74.00 | | Vertical |
| 4874.00 | 39.70 | 31.85 | 8.66 | 32.12 | 48.09 | 74.00 | -25.91 | Horizontal |
| 7311.00 | 32.85 | 36.37 | 11.71 | 31.91 | 49.02 | 74.00 | -24.98 | Horizontal |
| 9748.00 | 33.56 | 38.27 | 14.25 | 31.56 | 54.52 | 74.00 | -19.48 | Horizontal |
| 12185.00 | * | | | | | 74.00 | | Horizontal |
| 14622.00 | * | | | | | 74.00 | | Horizontal |
| 17059.00 | * | | | | | 74.00 | | Horizontal |

**Average value:**

| Frequency (MHz) | Read Level (dBuV) | Antenna Factor (dB/m) | Cable Loss (dB) | Preamp Factor (dB) | Level (dBuV/m) | Limit Line (dBuV/m) | Over Limit (dB) | polarization |
|---|---|---|---|---|---|---|---|---|
| 4874.00 | 30.06 | 31.85 | 8.66 | 32.12 | 38.45 | 54.00 | -15.55 | Vertical |
| 7311.00 | 22.51 | 36.37 | 11.71 | 31.91 | 38.68 | 54.00 | -15.32 | Vertical |
| 9748.00 | 22.92 | 38.27 | 14.25 | 31.56 | 43.88 | 54.00 | -10.12 | Vertical |
| 12185.00 | * | | | | | 54.00 | | Vertical |
| 14622.00 | * | | | | | 54.00 | | Vertical |
| 17059.00 | * | | | | | 54.00 | | Vertical |
| 4874.00 | 29.82 | 31.85 | 8.66 | 32.12 | 38.21 | 54.00 | -15.79 | Horizontal |
| 7311.00 | 21.94 | 36.37 | 11.71 | 31.91 | 38.11 | 54.00 | -15.89 | Horizontal |
| 9748.00 | 23.27 | 38.27 | 14.25 | 31.56 | 44.23 | 54.00 | -9.77 | Horizontal |
| 12185.00 | * | | | | | 54.00 | | Horizontal |
| 14622.00 | * | | | | | 54.00 | | Horizontal |
| 17059.00 | * | | | | | 54.00 | | Horizontal |

*Notes:*

1. *Final Level =Receiver Read level + Antenna Factor + Cable Loss – Preamplifier Factor*
2. *"*", means this data is the too weak instrument of signal is unable to test.*

| Test mode: | 802.11b | Test channel: | Highest |
|---|---|---|---|

**Peak value:**

| Frequency (MHz) | Read Level (dBuV) | Antenna Factor (dB/m) | Cable Loss (dB) | Preamp Factor (dB) | Level (dBuV/m) | Limit Line (dBuV/m) | Over Limit (dB) | polarization |
|---|---|---|---|---|---|---|---|---|
| 4924.00 | 44.61 | 31.90 | 8.70 | 32.15 | 53.06 | 74.00 | -20.94 | Vertical |
| 7386.00 | 34.80 | 36.49 | 11.76 | 31.83 | 51.22 | 74.00 | -22.78 | Vertical |
| 9848.00 | 36.91 | 38.62 | 14.31 | 31.77 | 58.07 | 74.00 | -15.93 | Vertical |
| 12310.00 | * | | | | | 74.00 | | Vertical |
| 14772.00 | * | | | | | 74.00 | | Vertical |
| 17234.00 | * | | | | | 74.00 | | Vertical |
| 4924.00 | 43.96 | 31.90 | 8.70 | 32.15 | 52.41 | 74.00 | -21.59 | Horizontal |
| 7386.00 | 33.72 | 36.49 | 11.76 | 31.83 | 50.14 | 74.00 | -23.86 | Horizontal |
| 9848.00 | 33.09 | 38.62 | 14.31 | 31.77 | 54.25 | 74.00 | -19.75 | Horizontal |
| 12310.00 | * | | | | | 74.00 | | Horizontal |
| 14772.00 | * | | | | | 74.00 | | Horizontal |
| 17234.00 | * | | | | | 74.00 | | Horizontal |

**Average value:**

| Frequency (MHz) | Read Level (dBuV) | Antenna Factor (dB/m) | Cable Loss (dB) | Preamp Factor (dB) | Level (dBuV/m) | Limit Line (dBuV/m) | Over Limit (dB) | polarization |
|---|---|---|---|---|---|---|---|---|
| 4924.00 | 35.55 | 31.90 | 8.70 | 32.15 | 44.00 | 54.00 | -10.00 | Vertical |
| 7386.00 | 24.72 | 36.49 | 11.76 | 31.83 | 41.14 | 54.00 | -12.86 | Vertical |
| 9848.00 | 25.42 | 38.62 | 14.31 | 31.77 | 46.58 | 54.00 | -7.42 | Vertical |
| 12310.00 | * | | | | | 54.00 | | Vertical |
| 14772.00 | * | | | | | 54.00 | | Vertical |
| 17234.00 | * | | | | | 54.00 | | Vertical |
| 4924.00 | 34.34 | 31.90 | 8.70 | 32.15 | 42.79 | 54.00 | -11.21 | Horizontal |
| 7386.00 | 23.11 | 36.49 | 11.76 | 31.83 | 39.53 | 54.00 | -14.47 | Horizontal |
| 9848.00 | 22.35 | 38.62 | 14.31 | 31.77 | 43.51 | 54.00 | -10.49 | Horizontal |
| 12310.00 | * | | | | | 54.00 | | Horizontal |
| 14772.00 | * | | | | | 54.00 | | Horizontal |
| 17234.00 | * | | | | | 54.00 | | Horizontal |

*Notes:*

1. *Final Level =Receiver Read level + Antenna Factor + Cable Loss – Preamplifier Factor*
2. *"*", means this data is the too weak instrument of signal is unable to test.*

| Test mode: | 802.11g | Test channel: | lowest |
|---|---|---|---|

**Peak value:**

| Frequency (MHz) | Read Level (dBuV) | Antenna Factor (dB/m) | Cable Loss (dB) | Preamp Factor (dB) | Level (dBuV/m) | Limit Line (dBuV/m) | Over Limit (dB) | polarization |
|---|---|---|---|---|---|---|---|---|
| 4824.00 | 39.55 | 31.79 | 8.62 | 32.10 | 47.86 | 74.00 | -26.14 | Vertical |
| 7236.00 | 33.75 | 36.19 | 11.68 | 31.97 | 49.65 | 74.00 | -24.35 | Vertical |
| 9648.00 | 32.38 | 38.07 | 14.16 | 31.56 | 53.05 | 74.00 | -20.95 | Vertical |
| 12060.00 | * | | | | | 74.00 | | Vertical |
| 14472.00 | * | | | | | 74.00 | | Vertical |
| 16884.00 | * | | | | | 74.00 | | Vertical |
| 4824.00 | 38.33 | 31.79 | 8.62 | 32.10 | 46.64 | 74.00 | -27.36 | Horizontal |
| 7236.00 | 33.56 | 36.19 | 11.68 | 31.97 | 49.46 | 74.00 | -24.54 | Horizontal |
| 9648.00 | 31.98 | 38.07 | 14.16 | 31.56 | 52.65 | 74.00 | -21.35 | Horizontal |
| 12060.00 | * | | | | | 74.00 | | Horizontal |
| 14472.00 | * | | | | | 74.00 | | Horizontal |
| 16884.00 | * | | | | | 74.00 | | Horizontal |

**Average value:**

| Frequency (MHz) | Read Level (dBuV) | Antenna Factor (dB/m) | Cable Loss (dB) | Preamp Factor (dB) | Level (dBuV/m) | Limit Line (dBuV/m) | Over Limit (dB) | polarization |
|---|---|---|---|---|---|---|---|---|
| 4824.00 | 28.69 | 31.79 | 8.62 | 32.10 | 37.00 | 54.00 | -17.00 | Vertical |
| 7236.00 | 22.63 | 36.19 | 11.68 | 31.97 | 38.53 | 54.00 | -15.47 | Vertical |
| 9648.00 | 22.74 | 38.07 | 14.16 | 31.56 | 43.41 | 54.00 | -10.59 | Vertical |
| 12060.00 | * | | | | | 54.00 | | Vertical |
| 14472.00 | * | | | | | 54.00 | | Vertical |
| 16884.00 | * | | | | | 54.00 | | Vertica |
| 4824.00 | 27.91 | 31.79 | 8.62 | 32.10 | 36.22 | 54.00 | -17.78 | Horizontal |
| 7236.00 | 22.15 | 36.19 | 11.68 | 31.97 | 38.05 | 54.00 | -15.95 | Horizontal |
| 9648.00 | 21.74 | 38.07 | 14.16 | 31.56 | 42.41 | 54.00 | -11.59 | Horizontal |
| 12060.00 | * | | | | | 54.00 | | Horizontal |
| 14472.00 | * | | | | | 54.00 | | Horizontal |
| 16884.00 | * | | | | | 54.00 | | Horizontal |

*Notes:*

1. *Final Level =Receiver Read level + Antenna Factor + Cable Loss – Preamplifier Factor*
2. *"*", means this data is the too weak instrument of signal is unable to test.*

| Test mode: | 802.11g | Test channel: | Middle |
|---|---|---|---|

**Peak value:**

| Frequency (MHz) | Read Level (dBuV) | Antenna Factor (dB/m) | Cable Loss (dB) | Preamp Factor (dB) | Level (dBuV/m) | Limit Line (dBuV/m) | Over Limit (dB) | polarization |
|---|---|---|---|---|---|---|---|---|
| 4874.00 | 38.73 | 31.85 | 8.66 | 32.12 | 47.12 | 74.00 | -26.88 | Vertical |
| 7311.00 | 33.90 | 36.37 | 11.71 | 31.91 | 50.07 | 74.00 | -23.93 | Vertical |
| 9748.00 | 33.45 | 38.27 | 14.25 | 31.56 | 54.41 | 74.00 | -19.59 | Vertical |
| 12185.00 | * | | | | | 74.00 | | Vertical |
| 14622.00 | * | | | | | 74.00 | | Vertical |
| 17059.00 | * | | | | | 74.00 | | Vertical |
| 4874.00 | 39.31 | 31.85 | 8.66 | 32.12 | 47.70 | 74.00 | -26.30 | Horizontal |
| 7311.00 | 32.59 | 36.37 | 11.71 | 31.91 | 48.76 | 74.00 | -25.24 | Horizontal |
| 9748.00 | 33.37 | 38.27 | 14.25 | 31.56 | 54.33 | 74.00 | -19.67 | Horizontal |
| 12185.00 | * | | | | | 74.00 | | Horizontal |
| 14622.00 | * | | | | | 74.00 | | Horizontal |
| 17059.00 | * | | | | | 74.00 | | Horizontal |

**Average value:**

| Frequency (MHz) | Read Level (dBuV) | Antenna Factor (dB/m) | Cable Loss (dB) | Preamp Factor (dB) | Level (dBuV/m) | Limit Line (dBuV/m) | Over Limit (dB) | polarization |
|---|---|---|---|---|---|---|---|---|
| 4874.00 | 29.64 | 31.85 | 8.66 | 32.12 | 38.03 | 54.00 | -15.97 | Vertical |
| 7311.00 | 22.23 | 36.37 | 11.71 | 31.91 | 38.40 | 54.00 | -15.60 | Vertical |
| 9748.00 | 22.72 | 38.27 | 14.25 | 31.56 | 43.68 | 54.00 | -10.32 | Vertical |
| 12185.00 | * | | | | | 54.00 | | Vertical |
| 14622.00 | * | | | | | 54.00 | | Vertical |
| 17059.00 | * | | | | | 54.00 | | Vertical |
| 4874.00 | 29.45 | 31.85 | 8.66 | 32.12 | 37.84 | 54.00 | -16.16 | Horizontal |
| 7311.00 | 21.69 | 36.37 | 11.71 | 31.91 | 37.86 | 54.00 | -16.14 | Horizontal |
| 9748.00 | 23.09 | 38.27 | 14.25 | 31.56 | 44.05 | 54.00 | -9.95 | Horizontal |
| 12185.00 | * | | | | | 54.00 | | Horizontal |
| 14622.00 | * | | | | | 54.00 | | Horizontal |
| 17059.00 | * | | | | | 54.00 | | Horizontal |

*Notes:*

1. *Final Level =Receiver Read level + Antenna Factor + Cable Loss – Preamplifier Factor*
2. *"*", means this data is the too weak instrument of signal is unable to test.*

| Test mode: | 802.11g | Test channel: | Highest |
|---|---|---|---|

**Peak value:**

| Frequency (MHz) | Read Level (dBuV) | Antenna Factor (dB/m) | Cable Loss (dB) | Preamp Factor (dB) | Level (dBuV/m) | Limit Line (dBuV/m) | Over Limit (dB) | polarization |
|---|---|---|---|---|---|---|---|---|
| 4924.00 | 43.82 | 31.90 | 8.70 | 32.15 | 52.27 | 74.00 | -21.73 | Vertical |
| 7386.00 | 34.29 | 36.49 | 11.76 | 31.83 | 50.71 | 74.00 | -23.29 | Vertical |
| 9848.00 | 36.55 | 38.62 | 14.31 | 31.77 | 57.71 | 74.00 | -16.29 | Vertical |
| 12310.00 | * | | | | | 74.00 | | Vertical |
| 14772.00 | * | | | | | 74.00 | | Vertical |
| 17234.00 | * | | | | | 74.00 | | Vertical |
| 4924.00 | 43.29 | 31.90 | 8.70 | 32.15 | 51.74 | 74.00 | -22.26 | Horizontal |
| 7386.00 | 33.28 | 36.49 | 11.76 | 31.83 | 49.70 | 74.00 | -24.30 | Horizontal |
| 9848.00 | 32.76 | 38.62 | 14.31 | 31.77 | 53.92 | 74.00 | -20.08 | Horizontal |
| 12310.00 | * | | | | | 74.00 | | Horizontal |
| 14772.00 | * | | | | | 74.00 | | Horizontal |
| 17234.00 | * | | | | | 74.00 | | Horizontal |

**Average value:**

| Frequency (MHz) | Read Level (dBuV) | Antenna Factor (dB/m) | Cable Loss (dB) | Preamp Factor (dB) | Level (dBuV/m) | Limit Line (dBuV/m) | Over Limit (dB) | polarization |
|---|---|---|---|---|---|---|---|---|
| 4924.00 | 34.82 | 31.90 | 8.70 | 32.15 | 43.27 | 54.00 | -10.73 | Vertical |
| 7386.00 | 24.23 | 36.49 | 11.76 | 31.83 | 40.65 | 54.00 | -13.35 | Vertical |
| 9848.00 | 25.07 | 38.62 | 14.31 | 31.77 | 46.23 | 54.00 | -7.77 | Vertical |
| 12310.00 | * | | | | | 54.00 | | Vertical |
| 14772.00 | * | | | | | 54.00 | | Vertical |
| 17234.00 | * | | | | | 54.00 | | Vertical |
| 4924.00 | 33.71 | 31.90 | 8.70 | 32.15 | 42.16 | 54.00 | -11.84 | Horizontal |
| 7386.00 | 22.69 | 36.49 | 11.76 | 31.83 | 39.11 | 54.00 | -14.89 | Horizontal |
| 9848.00 | 22.03 | 38.62 | 14.31 | 31.77 | 43.19 | 54.00 | -10.81 | Horizontal |
| 12310.00 | * | | | | | 54.00 | | Horizontal |
| 14772.00 | * | | | | | 54.00 | | Horizontal |
| 17234.00 | * | | | | | 54.00 | | Horizontal |

*Notes:*

1. *Final Level =Receiver Read level + Antenna Factor + Cable Loss – Preamplifier Factor*
2. *"*", means this data is the too weak instrument of signal is unable to test.*

| Test mode: | 802.11n(HT20) | Test channel: | Lowest |
|---|---|---|---|

**Peak value:**

| Frequency (MHz) | Read Level (dBuV) | Antenna Factor (dB/m) | Cable Loss (dB) | Preamp Factor (dB) | Level (dBuV/m) | Limit Line (dBuV/m) | Over Limit (dB) | polarization |
|---|---|---|---|---|---|---|---|---|
| 4824.00 | 37.92 | 31.79 | 8.62 | 32.10 | 46.23 | 74.00 | -27.77 | Vertical |
| 7236.00 | 32.72 | 36.19 | 11.68 | 31.97 | 48.62 | 74.00 | -25.38 | Vertical |
| 9648.00 | 31.64 | 38.07 | 14.16 | 31.56 | 52.31 | 74.00 | -21.69 | Vertical |
| 12060.00 | * | | | | | 74.00 | | Vertical |
| 14472.00 | * | | | | | 74.00 | | Vertical |
| 16884.00 | * | | | | | 74.00 | | Vertical |
| 4824.00 | 36.96 | 31.79 | 8.62 | 32.10 | 45.27 | 74.00 | -28.73 | Horizontal |
| 7236.00 | 32.65 | 36.19 | 11.68 | 31.97 | 48.55 | 74.00 | -25.45 | Horizontal |
| 9648.00 | 31.30 | 38.07 | 14.16 | 31.56 | 51.97 | 74.00 | -22.03 | Horizontal |
| 12060.00 | * | | | | | 74.00 | | Horizontal |
| 14472.00 | * | | | | | 74.00 | | Horizontal |
| 16884.00 | * | | | | | 74.00 | | Horizontal |

**Average value:**

| Frequency (MHz) | Read Level (dBuV) | Antenna Factor (dB/m) | Cable Loss (dB) | Preamp Factor (dB) | Level (dBuV/m) | Limit Line (dBuV/m) | Over Limit (dB) | polarization |
|---|---|---|---|---|---|---|---|---|
| 4824.00 | 27.19 | 31.79 | 8.62 | 32.10 | 35.50 | 54.00 | -18.50 | Vertical |
| 7236.00 | 21.64 | 36.19 | 11.68 | 31.97 | 37.54 | 54.00 | -16.46 | Vertical |
| 9648.00 | 22.03 | 38.07 | 14.16 | 31.56 | 42.70 | 54.00 | -11.30 | Vertical |
| 12060.00 | * | | | | | 54.00 | | Vertical |
| 14472.00 | * | | | | | 54.00 | | Vertical |
| 16884.00 | * | | | | | 54.00 | | Vertical |
| 4824.00 | 26.62 | 31.79 | 8.62 | 32.10 | 34.93 | 54.00 | -19.07 | Horizontal |
| 7236.00 | 21.28 | 36.19 | 11.68 | 31.97 | 37.18 | 54.00 | -16.82 | Horizontal |
| 9648.00 | 21.09 | 38.07 | 14.16 | 31.56 | 41.76 | 54.00 | -12.24 | Horizontal |
| 12060.00 | * | | | | | 54.00 | | Horizontal |
| 14472.00 | * | | | | | 54.00 | | Horizontal |
| 16884.00 | * | | | | | 54.00 | | Horizontal |

*Notes:*

1. *Final Level =Receiver Read level + Antenna Factor + Cable Loss – Preamplifier Factor*
2. *"*", means this data is the too weak instrument of signal is unable to test.*

| Test mode: | 802.11n(HT20) | Test channel: | Middle |
|---|---|---|---|

**Peak value:**

| Frequency (MHz) | Read Level (dBuV) | Antenna Factor (dB/m) | Cable Loss (dB) | Preamp Factor (dB) | Level (dBuV/m) | Limit Line (dBuV/m) | Over Limit (dB) | polarization |
|---|---|---|---|---|---|---|---|---|
| 4874.00 | 37.39 | 31.85 | 8.66 | 32.12 | 45.78 | 74.00 | -28.22 | Vertical |
| 7311.00 | 33.05 | 36.37 | 11.71 | 31.91 | 49.22 | 74.00 | -24.78 | Vertical |
| 9748.00 | 32.84 | 38.27 | 14.25 | 31.56 | 53.80 | 74.00 | -20.20 | Vertical |
| 12185.00 | * | | | | | 74.00 | | Vertical |
| 14622.00 | * | | | | | 74.00 | | Vertical |
| 17059.00 | * | | | | | 74.00 | | Vertical |
| 4874.00 | 38.17 | 31.85 | 8.66 | 32.12 | 46.56 | 74.00 | -27.44 | Horizontal |
| 7311.00 | 31.84 | 36.37 | 11.71 | 31.91 | 48.01 | 74.00 | -25.99 | Horizontal |
| 9748.00 | 32.80 | 38.27 | 14.25 | 31.56 | 53.76 | 74.00 | -20.24 | Horizontal |
| 12185.00 | * | | | | | 74.00 | | Horizontal |
| 14622.00 | * | | | | | 74.00 | | Horizontal |
| 17059.00 | * | | | | | 74.00 | | Horizontal |

**Average value:**

| Frequency (MHz) | Read Level (dBuV) | Antenna Factor (dB/m) | Cable Loss (dB) | Preamp Factor (dB) | Level (dBuV/m) | Limit Line (dBuV/m) | Over Limit (dB) | polarization |
|---|---|---|---|---|---|---|---|---|
| 4874.00 | 28.39 | 31.85 | 8.66 | 32.12 | 36.78 | 54.00 | -17.22 | Vertical |
| 7311.00 | 21.41 | 36.37 | 11.71 | 31.91 | 37.58 | 54.00 | -16.42 | Vertical |
| 9748.00 | 22.13 | 38.27 | 14.25 | 31.56 | 43.09 | 54.00 | -10.91 | Vertical |
| 12185.00 | * | | | | | 54.00 | | Vertical |
| 14622.00 | * | | | | | 54.00 | | Vertical |
| 17059.00 | * | | | | | 54.00 | | Vertical |
| 4874.00 | 28.39 | 31.85 | 8.66 | 32.12 | 36.78 | 54.00 | -17.22 | Horizontal |
| 7311.00 | 20.97 | 36.37 | 11.71 | 31.91 | 37.14 | 54.00 | -16.86 | Horizontal |
| 9748.00 | 22.55 | 38.27 | 14.25 | 31.56 | 43.51 | 54.00 | -10.49 | Horizontal |
| 12185.00 | * | | | | | 54.00 | | Horizontal |
| 14622.00 | * | | | | | 54.00 | | Horizontal |
| 17059.00 | * | | | | | 54.00 | | Horizontal |

*Notes:*

1. *Final Level =Receiver Read level + Antenna Factor + Cable Loss – Preamplifier Factor*
2. *"*", means this data is the too weak instrument of signal is unable to test.*

| Test mode: | 802.11n(HT20) | Test channel: | Highest |
|---|---|---|---|

**Peak value:**

| Frequency (MHz) | Read Level (dBuV) | Antenna Factor (dB/m) | Cable Loss (dB) | Preamp Factor (dB) | Level (dBuV/m) | Limit Line (dBuV/m) | Over Limit (dB) | polarization |
|---|---|---|---|---|---|---|---|---|
| 4924.00 | 41.49 | 31.90 | 8.70 | 32.15 | 49.94 | 74.00 | -24.06 | Vertical |
| 7386.00 | 32.82 | 36.49 | 11.76 | 31.83 | 49.24 | 74.00 | -24.76 | Vertical |
| 9848.00 | 35.50 | 38.62 | 14.31 | 31.77 | 56.66 | 74.00 | -17.34 | Vertical |
| 12310.00 | * | | | | | 74.00 | | Vertical |
| 14772.00 | * | | | | | 74.00 | | Vertical |
| 17234.00 | * | | | | | 74.00 | | Vertical |
| 4924.00 | 41.33 | 31.90 | 8.70 | 32.15 | 49.78 | 74.00 | -24.22 | Horizontal |
| 7386.00 | 31.99 | 36.49 | 11.76 | 31.83 | 48.41 | 74.00 | -25.59 | Horizontal |
| 9848.00 | 31.79 | 38.62 | 14.31 | 31.77 | 52.95 | 74.00 | -21.05 | Horizontal |
| 12310.00 | * | | | | | 74.00 | | Horizontal |
| 14772.00 | * | | | | | 74.00 | | Horizontal |
| 17234.00 | * | | | | | 74.00 | | Horizontal |

**Average value:**

| Frequency (MHz) | Read Level (dBuV) | Antenna Factor (dB/m) | Cable Loss (dB) | Preamp Factor (dB) | Level (dBuV/m) | Limit Line (dBuV/m) | Over Limit (dB) | polarization |
|---|---|---|---|---|---|---|---|---|
| 4924.00 | 32.67 | 31.90 | 8.70 | 32.15 | 41.12 | 54.00 | -12.88 | Vertical |
| 7386.00 | 22.81 | 36.49 | 11.76 | 31.83 | 39.23 | 54.00 | -14.77 | Vertical |
| 9848.00 | 24.06 | 38.62 | 14.31 | 31.77 | 45.22 | 54.00 | -8.78 | Vertical |
| 12310.00 | * | | | | | 54.00 | | Vertical |
| 14772.00 | * | | | | | 54.00 | | Vertical |
| 17234.00 | * | | | | | 54.00 | | Vertical |
| 4924.00 | 31.87 | 31.90 | 8.70 | 32.15 | 40.32 | 54.00 | -13.68 | Horizontal |
| 7386.00 | 21.44 | 36.49 | 11.76 | 31.83 | 37.86 | 54.00 | -16.14 | Horizontal |
| 9848.00 | 21.10 | 38.62 | 14.31 | 31.77 | 42.26 | 54.00 | -11.74 | Horizontal |
| 12310.00 | * | | | | | 54.00 | | Horizontal |
| 14772.00 | * | | | | | 54.00 | | Horizontal |
| 17234.00 | * | | | | | 54.00 | | Horizontal |

*Notes:*

1. *Final Level =Receiver Read level + Antenna Factor + Cable Loss – Preamplifier Factor*
2. *"*", means this data is the too weak instrument of signal is unable to test.*

| Test mode: | 802.11n(HT40) | Test channel: | Lowest |
|---|---|---|---|

**Peak value:**

| Frequency (MHz) | Read Level (dBuV) | Antenna Factor (dB/m) | Cable Loss (dB) | Preamp Factor (dB) | Level (dBuV/m) | Limit Line (dBuV/m) | Over Limit (dB) | polarization |
|---|---|---|---|---|---|---|---|---|
| 4844.00 | 39.38 | 31.81 | 8.63 | 32.11 | 47.71 | 74.00 | -26.29 | Vertical |
| 7266.00 | 33.64 | 36.28 | 11.69 | 31.94 | 49.67 | 74.00 | -24.33 | Vertical |
| 9688.00 | 32.30 | 38.13 | 14.21 | 31.52 | 53.12 | 74.00 | -20.88 | Vertical |
| 12060.00 | * | | | | | 74.00 | | Vertical |
| 14472.00 | * | | | | | 74.00 | | Vertical |
| 16884.00 | * | | | | | 74.00 | | Vertical |
| 4844.00 | 38.19 | 31.81 | 8.63 | 32.11 | 46.52 | 74.00 | -27.48 | Horizontal |
| 7266.00 | 33.46 | 36.28 | 11.69 | 31.94 | 49.49 | 74.00 | -24.51 | Horizontal |
| 9688.00 | 31.91 | 38.13 | 14.21 | 31.52 | 52.73 | 74.00 | -21.27 | Horizontal |
| 12060.00 | * | | | | | 74.00 | | Horizontal |
| 14472.00 | * | | | | | 74.00 | | Horizontal |
| 16884.00 | * | | | | | 74.00 | | Horizontal |

**Average value:**

| Frequency (MHz) | Read Level (dBuV) | Antenna Factor (dB/m) | Cable Loss (dB) | Preamp Factor (dB) | Level (dBuV/m) | Limit Line (dBuV/m) | Over Limit (dB) | polarization |
|---|---|---|---|---|---|---|---|---|
| 4844.00 | 28.53 | 31.81 | 8.63 | 32.11 | 36.86 | 54.00 | -17.14 | Vertical |
| 7266.00 | 22.53 | 36.28 | 11.69 | 31.94 | 38.56 | 54.00 | -15.44 | Vertical |
| 9688.00 | 22.66 | 38.13 | 14.21 | 31.52 | 43.48 | 54.00 | -10.52 | Vertical |
| 12060.00 | * | | | | | 54.00 | | Vertical |
| 14472.00 | * | | | | | 54.00 | | Vertical |
| 16884.00 | * | | | | | 54.00 | | Vertical |
| 4844.00 | 27.77 | 31.81 | 8.63 | 32.11 | 36.10 | 54.00 | -17.90 | Horizontal |
| 7266.00 | 22.06 | 36.28 | 11.69 | 31.94 | 38.09 | 54.00 | -15.91 | Horizontal |
| 9688.00 | 21.67 | 38.13 | 14.21 | 31.52 | 42.49 | 54.00 | -11.51 | Horizontal |
| 12060.00 | * | | | | | 54.00 | | Horizontal |
| 14472.00 | * | | | | | 54.00 | | Horizontal |
| 16884.00 | * | | | | | 54.00 | | Horizontal |

*Notes:*

1. *Final Level =Receiver Read level + Antenna Factor + Cable Loss – Preamplifier Factor*
2. *"*", means this data is the too weak instrument of signal is unable to test.*

| Test mode: | 802.11n(HT40) | Test channel: | Middle |
|---|---|---|---|

**Peak value:**

| Frequency (MHz) | Read Level (dBuV) | Antenna Factor (dB/m) | Cable Loss (dB) | Preamp Factor (dB) | Level (dBuV/m) | Limit Line (dBuV/m) | Over Limit (dB) | polarization |
|---|---|---|---|---|---|---|---|---|
| 4874.00 | 38.59 | 31.85 | 8.66 | 32.12 | 46.98 | 74.00 | -27.02 | Vertical |
| 7311.00 | 33.81 | 36.37 | 11.71 | 31.91 | 49.98 | 74.00 | -24.02 | Vertical |
| 9748.00 | 33.39 | 38.27 | 14.25 | 31.56 | 54.35 | 74.00 | -19.65 | Vertical |
| 12185.00 | * | | | | | 74.00 | | Vertical |
| 14622.00 | * | | | | | 74.00 | | Vertical |
| 17059.00 | * | | | | | 74.00 | | Vertical |
| 4874.00 | 39.19 | 31.85 | 8.66 | 32.12 | 47.58 | 74.00 | -26.42 | Horizontal |
| 7311.00 | 32.51 | 36.37 | 11.71 | 31.91 | 48.68 | 74.00 | -25.32 | Horizontal |
| 9748.00 | 33.31 | 38.27 | 14.25 | 31.56 | 54.27 | 74.00 | -19.73 | Horizontal |
| 12185.00 | * | | | | | 74.00 | | Horizontal |
| 14622.00 | * | | | | | 74.00 | | Horizontal |
| 17059.00 | * | | | | | 74.00 | | Horizontal |

**Average value:**

| Frequency (MHz) | Read Level (dBuV) | Antenna Factor (dB/m) | Cable Loss (dB) | Preamp Factor (dB) | Level (dBuV/m) | Limit Line (dBuV/m) | Over Limit (dB) | polarization |
|---|---|---|---|---|---|---|---|---|
| 4874.00 | 29.50 | 31.85 | 8.66 | 32.12 | 37.89 | 54.00 | -16.11 | Vertical |
| 7311.00 | 22.14 | 36.37 | 11.71 | 31.91 | 38.31 | 54.00 | -15.69 | Vertical |
| 9748.00 | 22.66 | 38.27 | 14.25 | 31.56 | 43.62 | 54.00 | -10.38 | Vertical |
| 12185.00 | * | | | | | 54.00 | | Vertical |
| 14622.00 | * | | | | | 54.00 | | Vertical |
| 17059.00 | * | | | | | 54.00 | | Vertical |
| 4874.00 | 29.34 | 31.85 | 8.66 | 32.12 | 37.73 | 54.00 | -16.27 | Horizontal |
| 7311.00 | 21.61 | 36.37 | 11.71 | 31.91 | 37.78 | 54.00 | -16.22 | Horizontal |
| 9748.00 | 23.03 | 38.27 | 14.25 | 31.56 | 43.99 | 54.00 | -10.01 | Horizontal |
| 12185.00 | * | | | | | 54.00 | | Horizontal |
| 14622.00 | * | | | | | 54.00 | | Horizontal |
| 17059.00 | * | | | | | 54.00 | | Horizontal |

*Notes:*

1. *Final Level =Receiver Read level + Antenna Factor + Cable Loss – Preamplifier Factor*
2. *"*", means this data is the too weak instrument of signal is unable to test.*

| Test mode: | 802.11n(HT40) | Test channel: | Highest |
|---|---|---|---|

**Peak value:**

| Frequency (MHz) | Read Level (dBuV) | Antenna Factor (dB/m) | Cable Loss (dB) | Preamp Factor (dB) | Level (dBuV/m) | Limit Line (dBuV/m) | Over Limit (dB) | polarization |
|---|---|---|---|---|---|---|---|---|
| 4904.00 | 43.57 | 31.88 | 8.68 | 32.13 | 52.00 | 74.00 | -22.00 | Vertical |
| 7356.00 | 34.14 | 36.45 | 11.75 | 31.86 | 50.48 | 74.00 | -23.52 | Vertical |
| 9808.00 | 36.44 | 38.43 | 14.29 | 31.68 | 57.48 | 74.00 | -16.52 | Vertical |
| 12310.00 | * | | | | | 74.00 | | Vertical |
| 14772.00 | * | | | | | 74.00 | | Vertical |
| 17234.00 | * | | | | | 74.00 | | Vertical |
| 4904.00 | 43.08 | 31.88 | 8.68 | 32.13 | 51.51 | 74.00 | -22.49 | Horizontal |
| 7356.00 | 33.14 | 36.45 | 11.75 | 31.86 | 49.48 | 74.00 | -24.52 | Horizontal |
| 9808.00 | 32.65 | 38.43 | 14.29 | 31.68 | 53.69 | 74.00 | -20.31 | Horizontal |
| 12310.00 | * | | | | | 74.00 | | Horizontal |
| 14772.00 | * | | | | | 74.00 | | Horizontal |
| 17234.00 | * | | | | | 74.00 | | Horizontal |

**Average value:**

| Frequency (MHz) | Read Level (dBuV) | Antenna Factor (dB/m) | Cable Loss (dB) | Preamp Factor (dB) | Level (dBuV/m) | Limit Line (dBuV/m) | Over Limit (dB) | polarization |
|---|---|---|---|---|---|---|---|---|
| 4904.00 | 34.59 | 31.88 | 8.68 | 32.13 | 43.02 | 54.00 | -10.98 | Vertical |
| 7356.00 | 24.08 | 36.45 | 11.75 | 31.86 | 40.42 | 54.00 | -13.58 | Vertical |
| 9808.00 | 24.96 | 38.43 | 14.29 | 31.68 | 46.00 | 54.00 | -8.00 | Vertical |
| 12310.00 | * | | | | | 54.00 | | Vertical |
| 14772.00 | * | | | | | 54.00 | | Vertical |
| 17234.00 | * | | | | | 54.00 | | Vertical |
| 4904.00 | 33.51 | 31.88 | 8.68 | 32.13 | 41.94 | 54.00 | -12.06 | Horizontal |
| 7356.00 | 22.55 | 36.45 | 11.75 | 31.86 | 38.89 | 54.00 | -15.11 | Horizontal |
| 9808.00 | 21.93 | 38.43 | 14.29 | 31.68 | 42.97 | 54.00 | -11.03 | Horizontal |
| 12310.00 | * | | | | | 54.00 | | Horizontal |
| 14772.00 | * | | | | | 54.00 | | Horizontal |
| 17234.00 | * | | | | | 54.00 | | Horizontal |

*Notes:*

1. *Final Level =Receiver Read level + Antenna Factor + Cable Loss – Preamplifier Factor*
2. *"*", means this data is the too weak instrument of signal is unable to test.*

# 8 Test Setup Photo

Reference to the **appendix I** for details.

# 9 EUT Constructional Details

Reference to the **appendix II** for details.

------End------