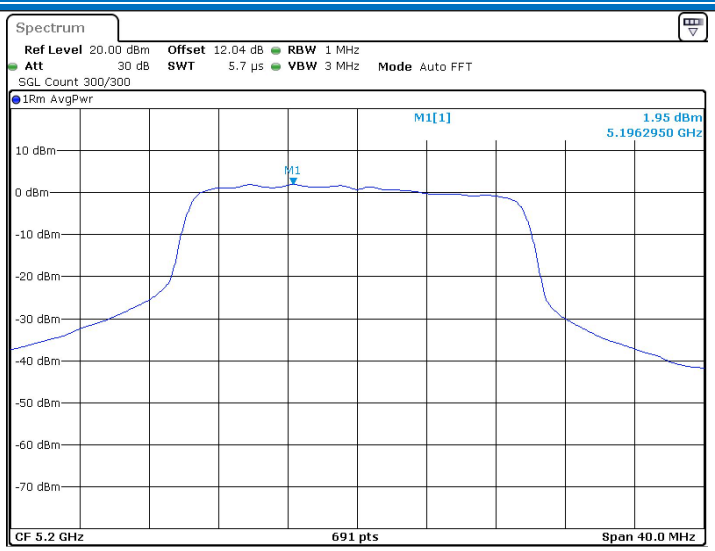


Date: 18.JAN.2025 14:33:13

11AX20SISO_Ant1_5240

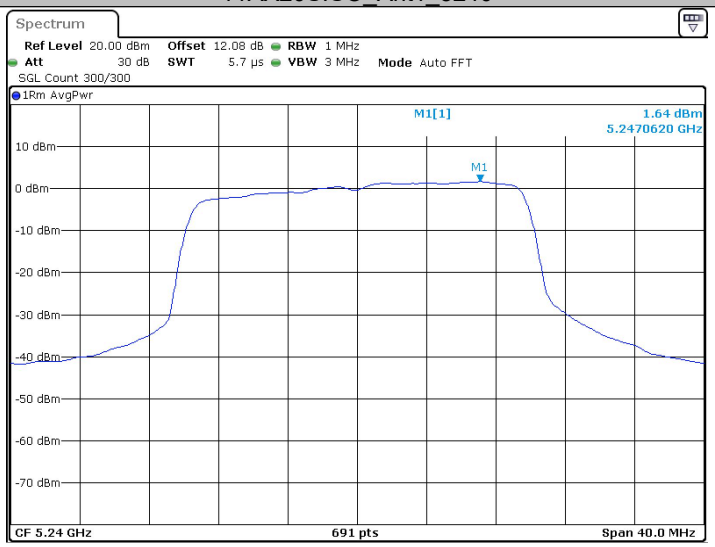


Date: 18.JAN.2025 14:34:17

11AX20SISO_Ant1_5260

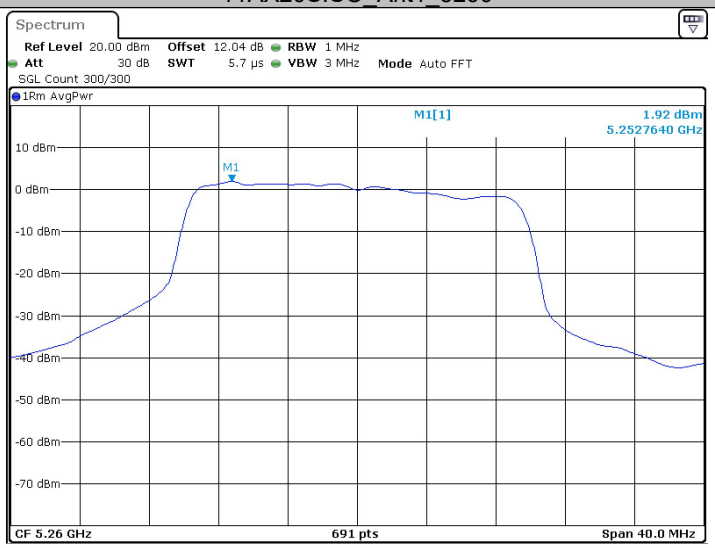


Date: 18.JAN.2025 14:35:23

11AX20SISO_Ant1_5280

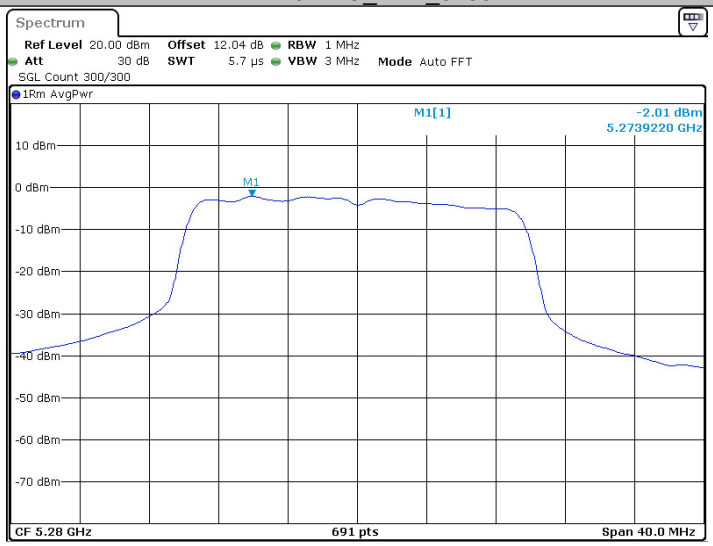


Date: 18.JAN.2025 14:39:08

11AX20SISO_Ant1_5320

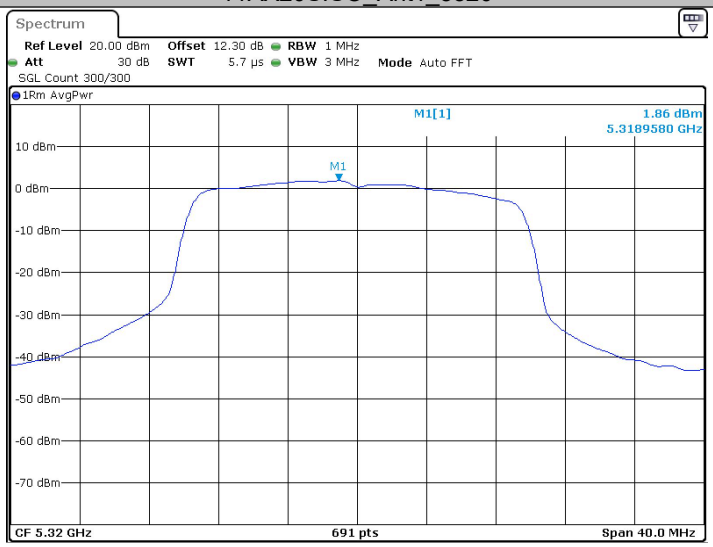


Date: 18.JAN.2025 14:41:38

11AX20SISO_Ant1_5500

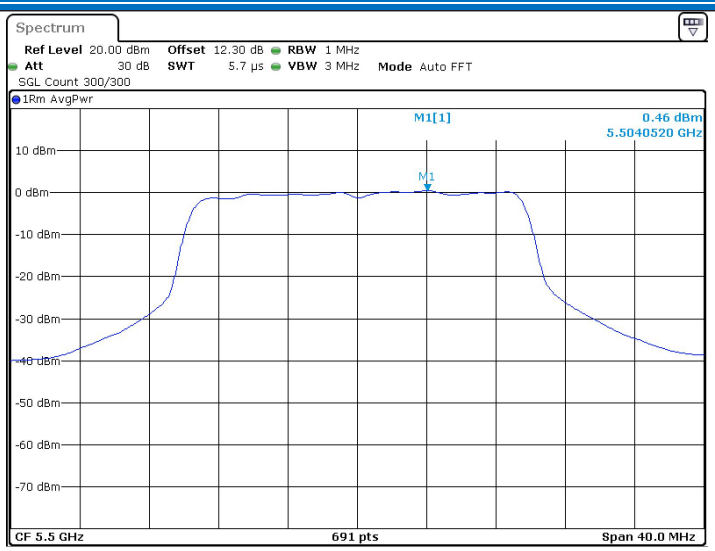


Date: 18.JAN.2025 14:43:25

11AX20SISO_Ant1_5580

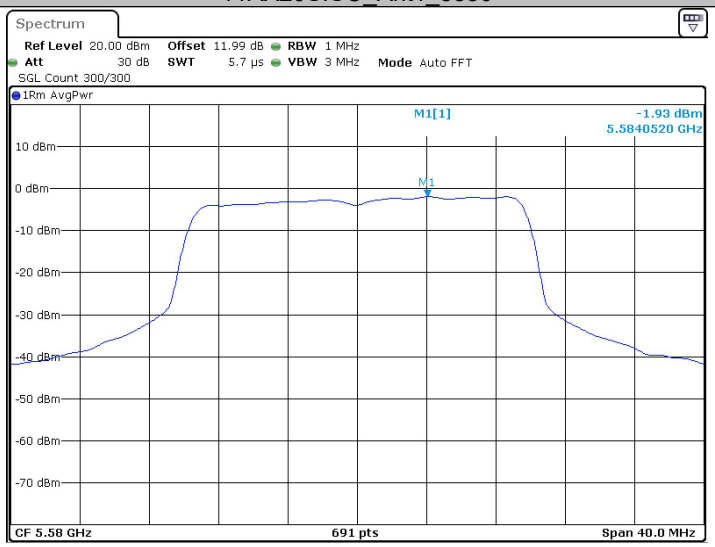


Date: 18.JAN.2025 14:45:13

11AX20SISO_Ant1_5720_UNII-2C

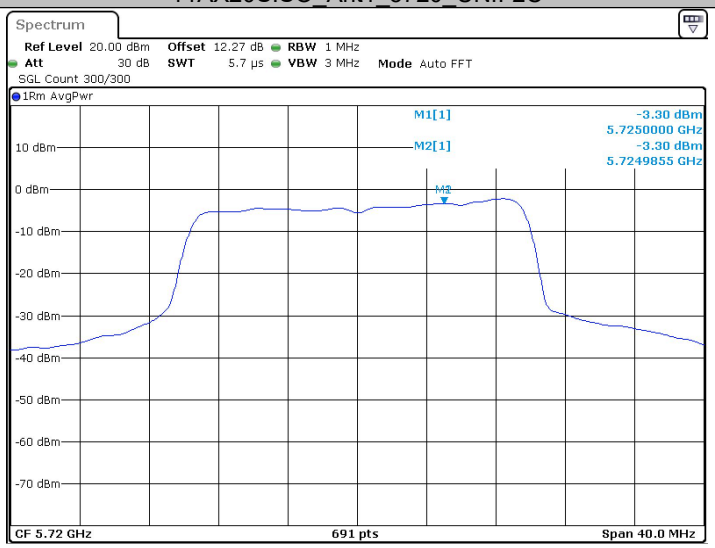


Date: 18.JAN.2025 14:46:49

11AX20SISO_Ant1_5720_UNII-3

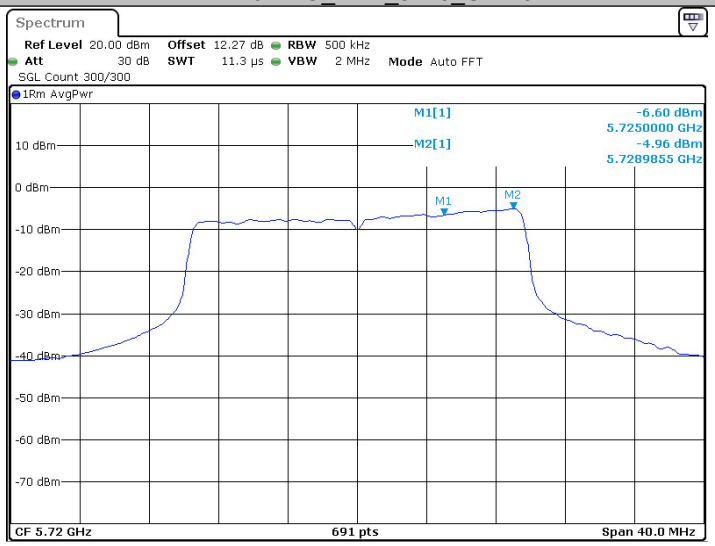


Date: 18.JAN.2025 14:46:54

11AX20SISO_Ant1_5745

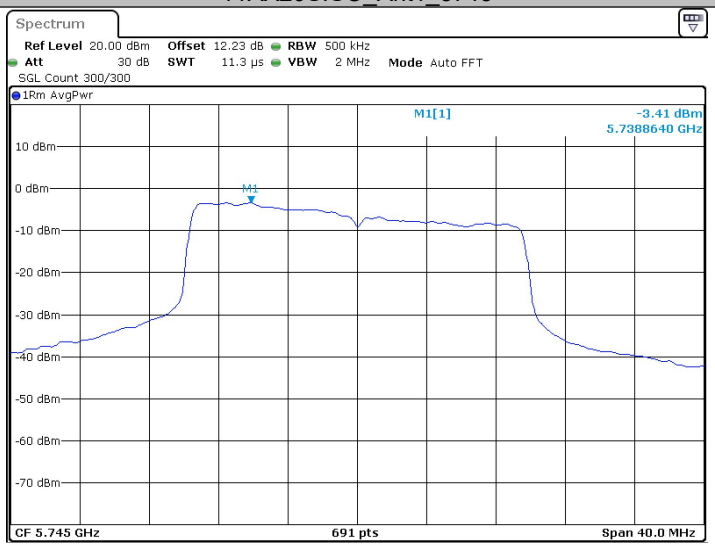


Date: 18.JAN.2025 14:48:42

11AX20SISO_Ant1_5785

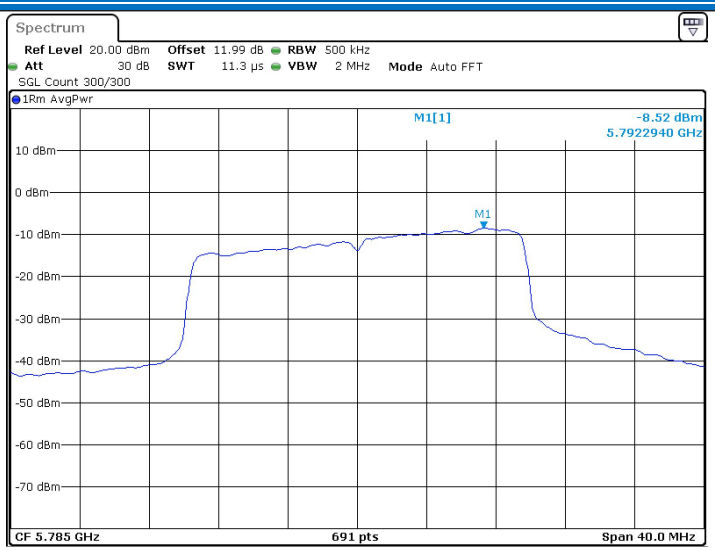


Date: 18.JAN.2025 14:53:04

11AX20SISO_Ant1_5825

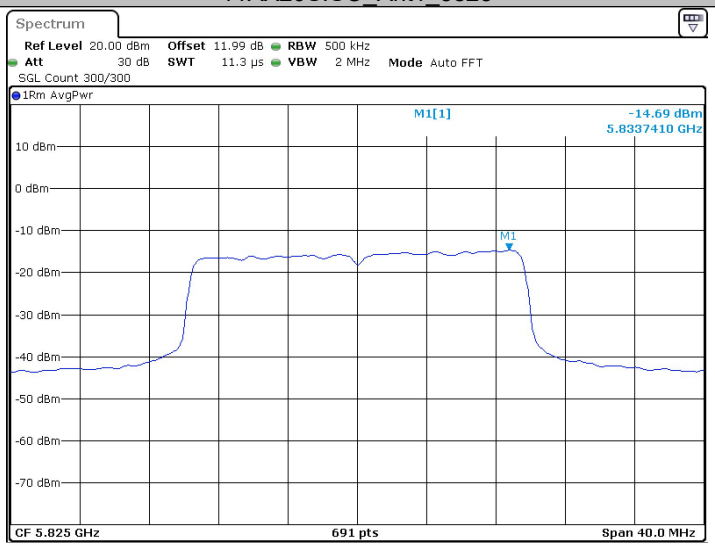


Date: 18.JAN.2025 14:56:35

11AX40SISO_Ant1_5190

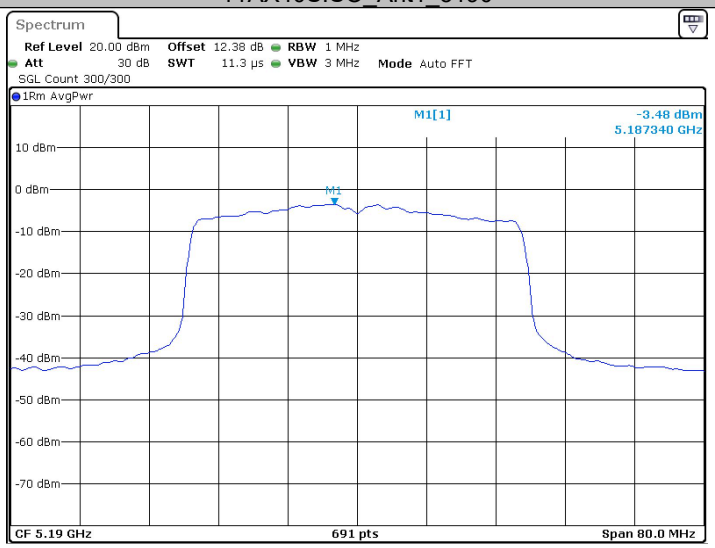


Date: 18.JAN.2025 15:00:42

11AX40SISO_Ant1_5230

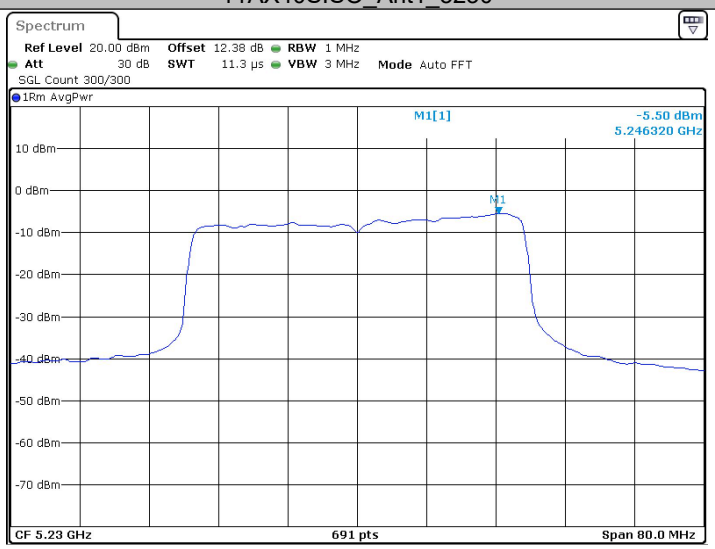


Date: 18.JAN.2025 15:05:36

11AX40SISO_Ant1_5270

Date: 18.JAN.2025 15:07:06

11AX40SISO_Ant1_5310

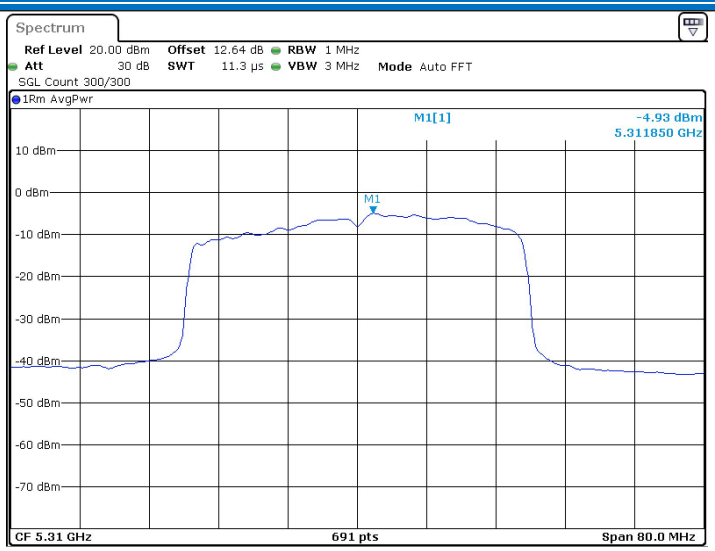


Date: 18.JAN.2025 15:08:38

11AX40SISO_Ant1_5510

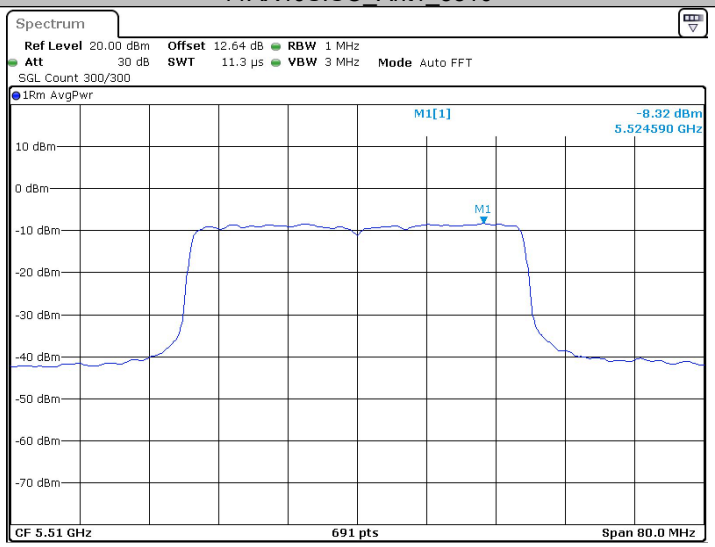


Date: 18.JAN.2025 15:12:18

11AX40SISO_Ant1_5550

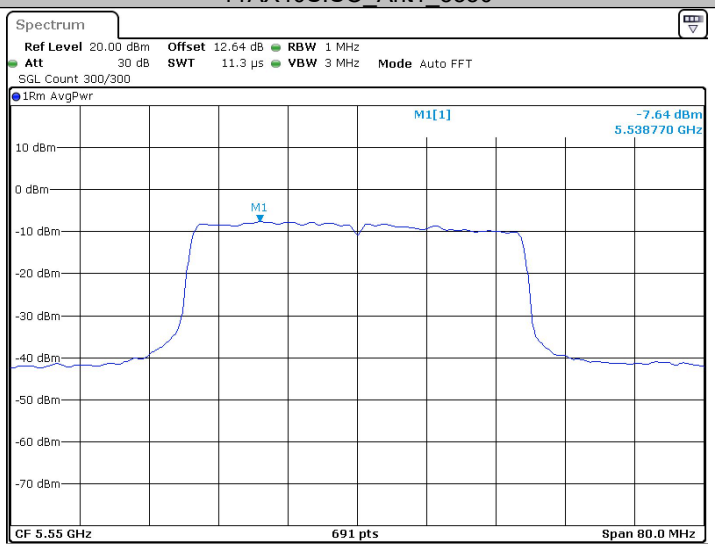


Date: 18.JAN.2025 15:13:57

11AX40SISO_Ant1_5670

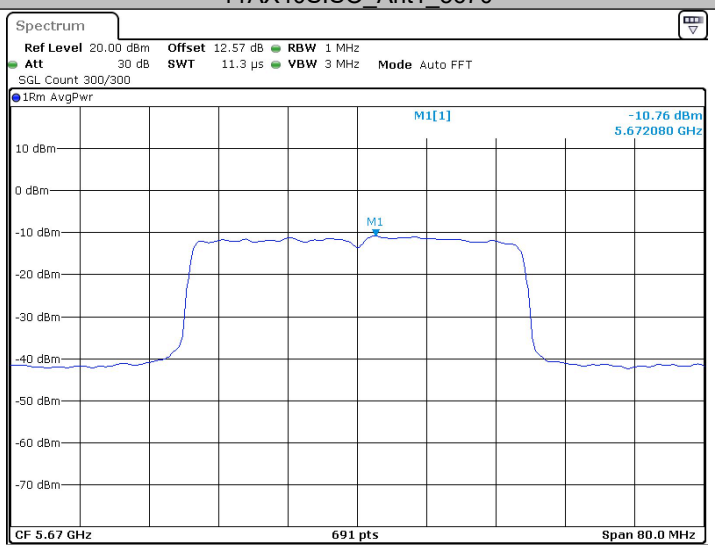


Date: 18.JAN.2025 15:16:14

11AX40SISO_Ant1_5710_UNII-2C

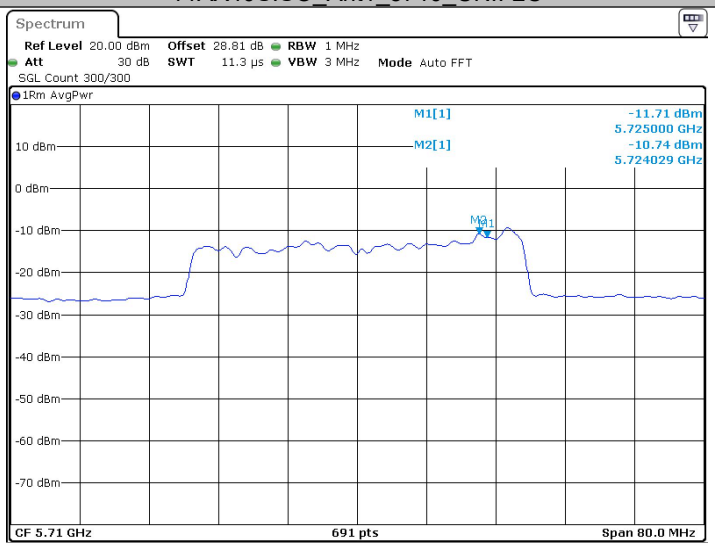


Date: 17.FEB.2025 16:10:22

11AX40SISO_Ant1_5710_UNII-3

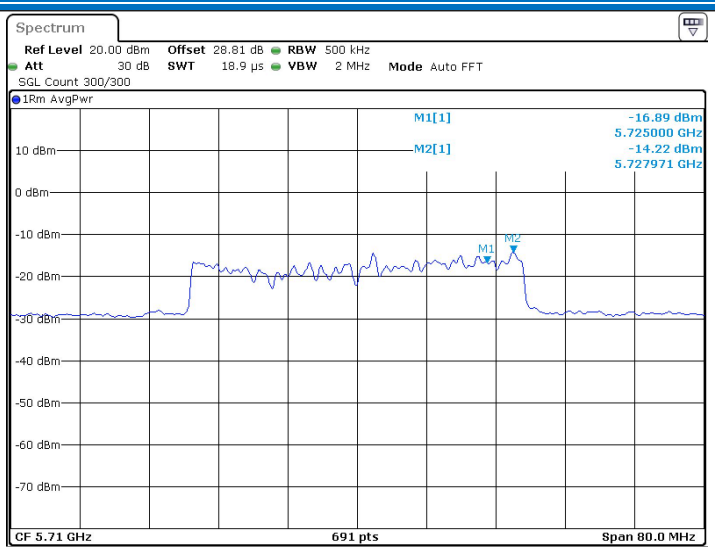


Date: 17.FEB.2025 16:10:28

11AX40SISO_Ant1_5755

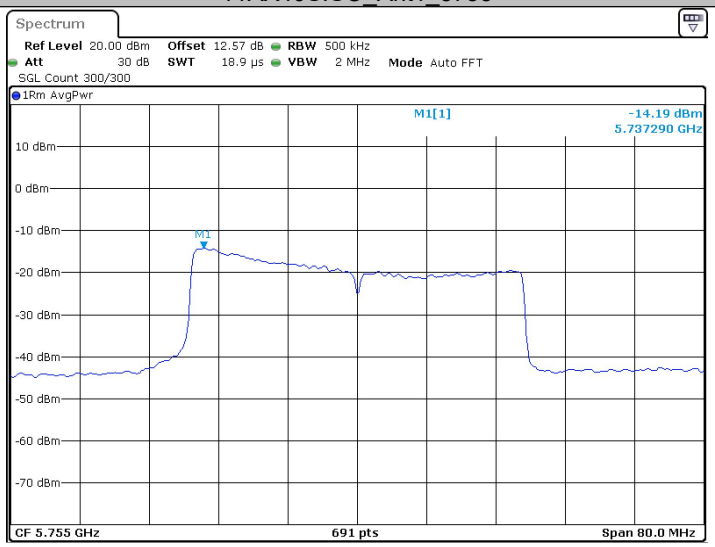


Date: 18.JAN.2025 15:17:58

11AX40SISO_Ant1_5795

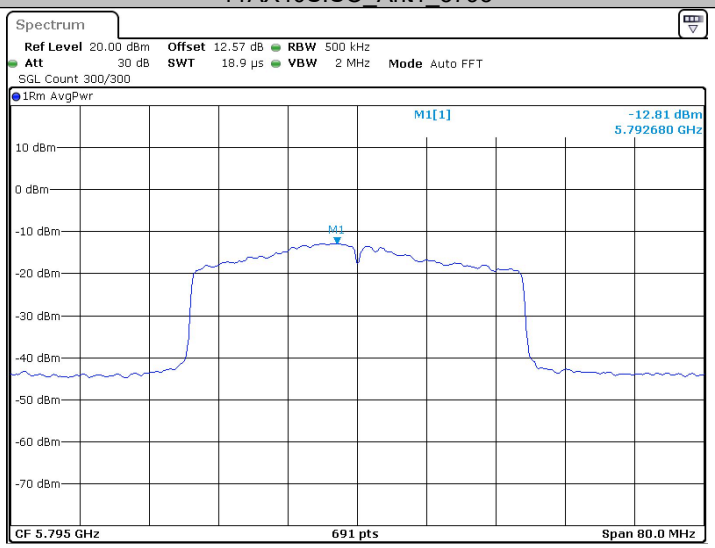


Date: 18.JAN.2025 15:19:54

# Appendix D): Band Edge Measurements

Test Requirement 47 CFR Part 15, Subpart C 15.209 & 15.407(b)

Test Method: KDB 789033 D02 II G

## Test Procedure:

1. The EUT operates at transmitting mode. The operate channel is tested to verify the largest transmission and spurious emissions power at the continuous transmission mode.

2. Set the spectrum analyzer in the following setting in order to capture the lower and upper band-edges of the emission:

(a) PEAK: RBW=VBW=1MHz / Sweep=AUTO

(b) AVERAGE: RBW=1MHz ; VBW=1/on time(1KHz) / Sweep=AUTO

## Limit:

| | |
|---|---|
| For transmitters operating in the 5.15-5.25 GHz band: | All emissions outside of the 5.15-5.35 GHz band shall not exceed an e.i.r.p. of −27 dBm/MHz (68.2dBuV/m). |
| For transmitters operating in the 5.25-5.35 GHz band: | All emissions outside of the 5.15-5.35 GHz band shall not exceed an e.i.r.p. of −27 dBm/MHz (68.2dBuV/m). |
| For transmitters operating in the 5.47-5.725 GHz band: | All emissions outside of the 5.47-5.725 GHz band shall not exceed an e.i.r.p. of −27 dBm/MHz (68.2dBuV/m). |
| For transmitters operating in the 5.725-5.85 GHz band: | (i) All emissions shall be limited to a level of −27 dBm/MHz (68.2dBuV/m) at 75 MHz or more above or below the band edge increasing linearly to 10 dBm/MHz (105.2dBuV/m) at 25 MHz above or below the band edge, and from 25 MHz above or below the band edge increasing linearly to a level of 15.6 dBm/MHz (110.8dBuV/m) at 5 MHz above or below the band edge, and from 5 MHz above or below the band edge increasing linearly to a level of 27 dBm/MHz (122.2dBuV/m) at the band edge. |

## Test Setup Diagram

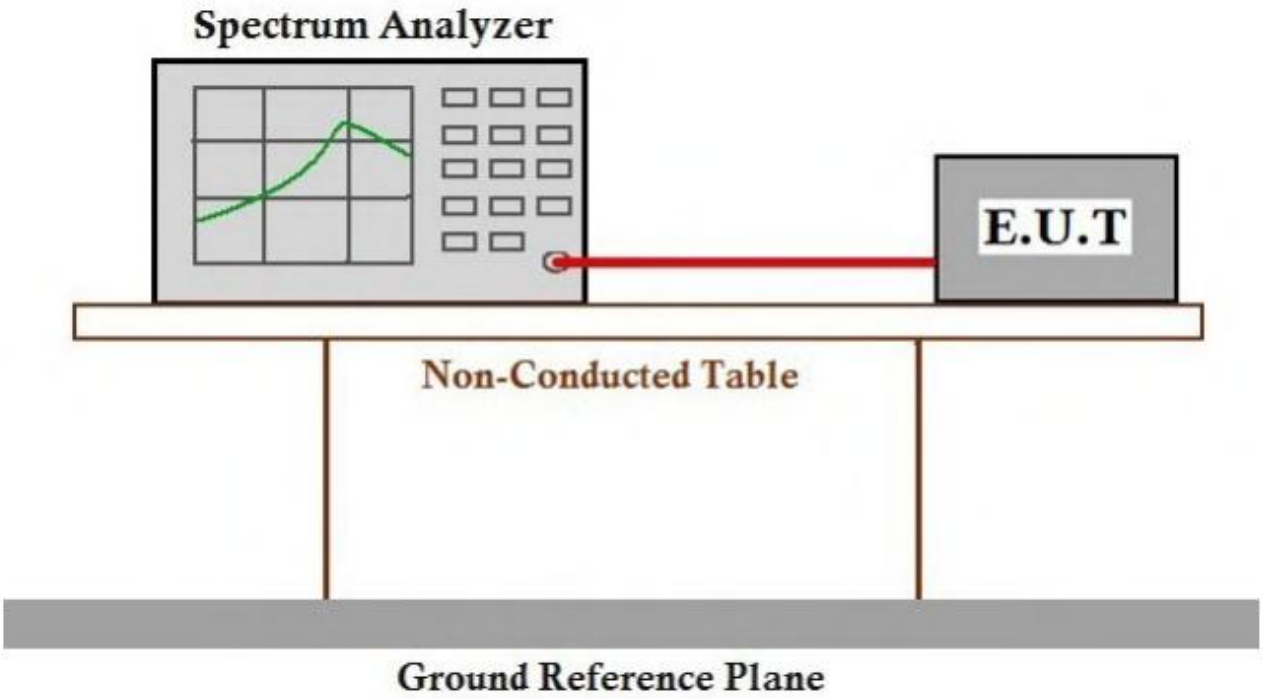

### 7.1.1 Test Result B1/2/3

| TestMode | ChName | Freq(MHz) | Result[dBm] | Limit[dBm] | Verdict |
|---|---|---|---|---|---|
| 11A | Low | 5180 | -37.78 | ≤-27 | PASS |
| | High | 5240 | -39.18 | ≤-27 | PASS |
| | | 5320 | -38.3 | ≤-27 | PASS |
| | Low | 5500 | -38.53 | ≤-27 | PASS |
| 11N20SISO | Low | 5180 | -37.01 | ≤-27 | PASS |
| | High | 5320 | -38.36 | ≤-27 | PASS |
| | Low | 5500 | -37.58 | ≤-27 | PASS |
| 11N40SISO | Low | 5190 | -38.09 | ≤-27 | PASS |
| | High | 5310 | -37.9 | ≤-27 | PASS |
| | Low | 5510 | -37.92 | ≤-27 | PASS |
| | High | 5670 | -38.02 | ≤-27 | PASS |
| 11AC20SISO | Low | 5180 | -38.06 | ≤-27 | PASS |
| | High | 5320 | -38.41 | ≤-27 | PASS |
| | Low | 5500 | -38.59 | ≤-27 | PASS |
| 11AC40SISO | Low | 5190 | -36.72 | ≤-27 | PASS |
| | High | 5310 | -38.13 | ≤-27 | PASS |
| | Low | 5510 | -37.82 | ≤-27 | PASS |
| | High | 5670 | -38.55 | ≤-27 | PASS |
| 11AX20SISO | Low | 5180 | -38.02 | ≤-27 | PASS |
| | High | 5320 | -38.68 | ≤-27 | PASS |
| | Low | 5500 | -37.93 | ≤-27 | PASS |
| 11AX40SISO | Low | 5190 | -37.96 | ≤-27 | PASS |
| | High | 5310 | -38.63 | ≤-27 | PASS |
| | Low | 5510 | -37.69 | ≤-27 | PASS |
| | High | 5670 | -38.58 | ≤-27 | PASS |

### 7.1.2 Test Result B4

| TestMode | ChName | Freq(MHz) | FreqRange [MHz] | Result [dBm] | Limit [dBm] | Verdict |
|---|---|---|---|---|---|---|
| 11A | Low | 5745 | 5650~5700 | -37.88 | ≤-25.89 | PASS |
| | | | 5700~5720 | -36.96 | ≤10.05 | PASS |
| | | | 5720~5725 | -36.65 | ≤16.36 | PASS |
| | | | 5760~5650 | -36.56 | ≤-27 | PASS |
| | High | 5825 | 5850~5855 | -35.51 | ≤15.65 | PASS |

| | | | | | | |
|---|---|---|---|---|---|---|
| | | | 5855~5875 | -35.86 | ≤10.73 | PASS |
| | | | 5875~5925 | -35.74 | ≤-26.87 | PASS |
| | | | 5925~5935 | -35.92 | ≤-27 | PASS |
| 11N20SISO | Low | 5745 | 5650~5700 | -39.4 | ≤-26.51 | PASS |
| | | | 5700~5720 | -39.56 | ≤10.09 | PASS |
| | | | 5720~5725 | -36.38 | ≤15.98 | PASS |
| | | | 5760~5650 | -39.35 | ≤-27 | PASS |
| | High | 5825 | 5850~5855 | -38.85 | ≤15.65 | PASS |
| | | | 5855~5875 | -38.14 | ≤10.02 | PASS |
| | | | 5875~5925 | -39.19 | ≤-26.87 | PASS |
| | | | 5925~5935 | -39.07 | ≤-27 | PASS |
| 11N40SISO | Low | 5755 | 5650~5700 | -40.2 | ≤-26.94 | PASS |
| | | | 5700~5720 | -40.63 | ≤10.05 | PASS |
| | | | 5720~5725 | -39.49 | ≤15.90 | PASS |
| | | | 5780~5650 | -39.41 | ≤-27 | PASS |
| | High | 5795 | 5850~5855 | -40.23 | ≤15.85 | PASS |
| | | | 5855~5875 | -38.38 | ≤10.74 | PASS |
| | | | 5875~5925 | -39.02 | ≤-26.61 | PASS |
| | | | 5925~5935 | -38.72 | ≤-27 | PASS |
| 11AC20SISO | Low | 5745 | 5650~5700 | -40.84 | ≤-26.63 | PASS |
| | | | 5700~5720 | -39.28 | ≤10.19 | PASS |
| | | | 5720~5725 | -39.13 | ≤17.12 | PASS |
| | | | 5760~5650 | -39.2 | ≤-27 | PASS |
| | High | 5825 | 5850~5855 | -40.37 | ≤15.65 | PASS |
| | | | 5855~5875 | -38.57 | ≤10.84 | PASS |
| | | | 5875~5925 | -39.91 | ≤-26.87 | PASS |
| | | | 5925~5935 | -38.92 | ≤-27 | PASS |
| 11AC40SISO | Low | 5755 | 5650~5700 | -40.83 | ≤-26.94 | PASS |
| | | | 5700~5720 | -40.51 | ≤10.05 | PASS |
| | | | 5720~5725 | -40.15 | ≤15.90 | PASS |
| | | | 5780~5650 | -40.05 | ≤-27 | PASS |
| | High | 5795 | 5850~5855 | -37.84 | ≤16.39 | PASS |
| | | | 5855~5875 | -39.35 | ≤10.07 | PASS |
| | | | 5875~5925 | -39.86 | ≤-26.97 | PASS |
| | | | 5925~5935 | -38.8 | ≤-27 | PASS |
| 11AX20SISO | Low | 5745 | 5650~5700 | -41.04 | ≤-26.75 | PASS |
| | | | 5700~5720 | -39.73 | ≤10.09 | PASS |

| | | | | | | |
|---|---|---|---|---|---|---|
| | | | 5720~5725 | -36.92 | ≤15.98 | PASS |
| | | | 5760~5650 | -40.58 | ≤-27 | PASS |
| | High | 5825 | 5850~5855 | -38.95 | ≤15.65 | PASS |
| | | | 5855~5875 | -39.41 | ≤10.07 | PASS |
| | | | 5875~5925 | -40.28 | ≤-26.87 | PASS |
| | | | 5925~5935 | -37.53 | ≤-27 | PASS |
| 11AX40SISO | Low | 5755 | 5650~5700 | -39.56 | ≤-25.92 | PASS |
| | | | 5700~5720 | -39.28 | ≤10.82 | PASS |
| | | | 5720~5725 | -39.24 | ≤16.34 | PASS |
| | | | 5780~5650 | -38.04 | ≤-27 | PASS |
| | High | 5795 | 5850~5855 | -38.71 | ≤16.39 | PASS |
| | | | 5855~5875 | -38.44 | ≤10.01 | PASS |
| | | | 5875~5925 | -39.23 | ≤-26.61 | PASS |
| | | | 5925~5935 | -37.99 | ≤-27 | PASS |

### 7.1.3 Test Graphs B1/2/3

11A_Ant1_Low_5180

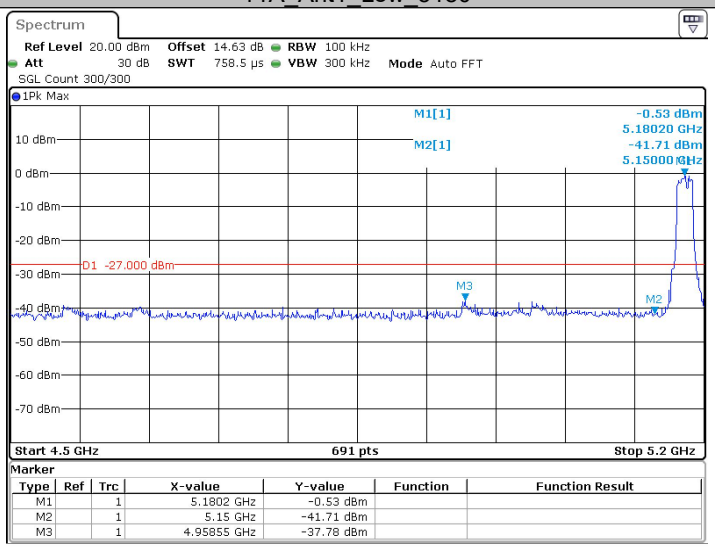


11A_Ant1_High_5320

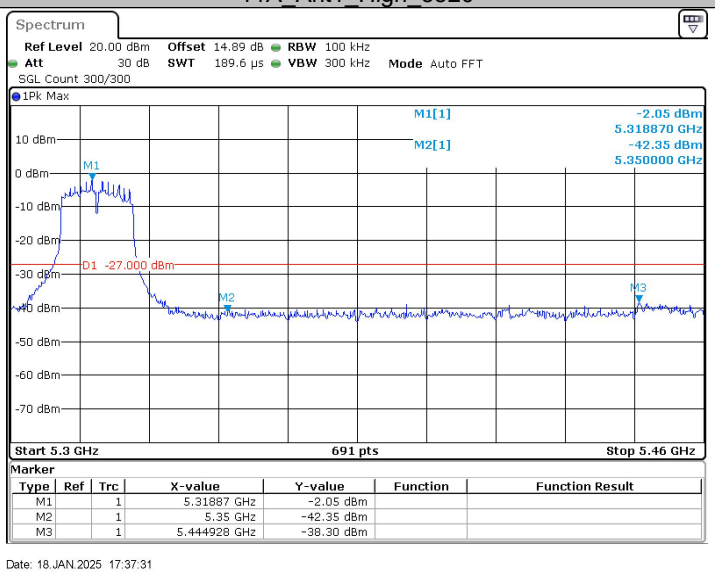


11A_Ant1_Low_5500

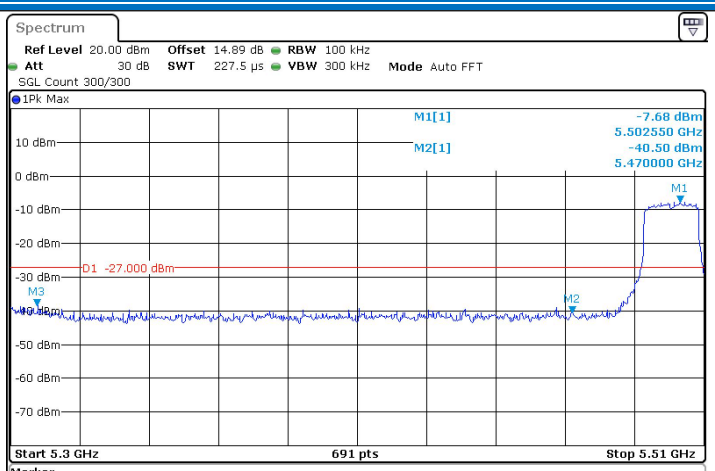


Marker

| Type | Ref | Trc | X-value | Y-value | Function | Function Result |
|---|---|---|---|---|---|---|
| M1 | | 1 | 5.50255 GHz | -7.68 dBm | | |
| M2 | | 1 | 5.47 GHz | -40.50 dBm | | |
| M3 | | 1 | 5.308217 GHz | -38.53 dBm | | |

Date: 18.JAN.2025 17:38:04

## 11N20SISO_Ant1_Low_5180

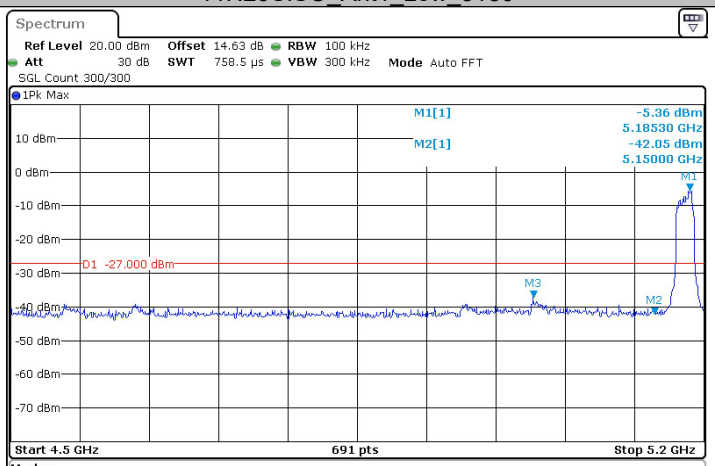


Marker

| Type | Ref | Trc | X-value | Y-value | Function | Function Result |
|---|---|---|---|---|---|---|
| M1 | | 1 | 5.1853 GHz | -5.36 dBm | | |
| M2 | | 1 | 5.15 GHz | -42.05 dBm | | |
| M3 | | 1 | 5.02754 GHz | -37.01 dBm | | |

Date: 18.JAN.2025 17:44:09

## 11N20SISO_Ant1_High_5320

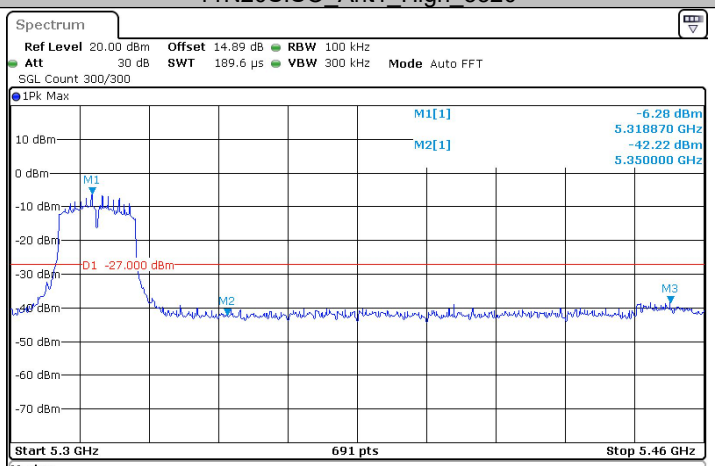


Marker

| Type | Ref | Trc | X-value | Y-value | Function | Function Result |
|---|---|---|---|---|---|---|
| M1 | | 1 | 5.31887 GHz | -6.28 dBm | | |
| M2 | | 1 | 5.35 GHz | -42.22 dBm | | |
| M3 | | 1 | 5.452116 GHz | -38.36 dBm | | |

Date: 18.JAN.2025 17:45:48

## 11N20SISO_Ant1_Low_5500

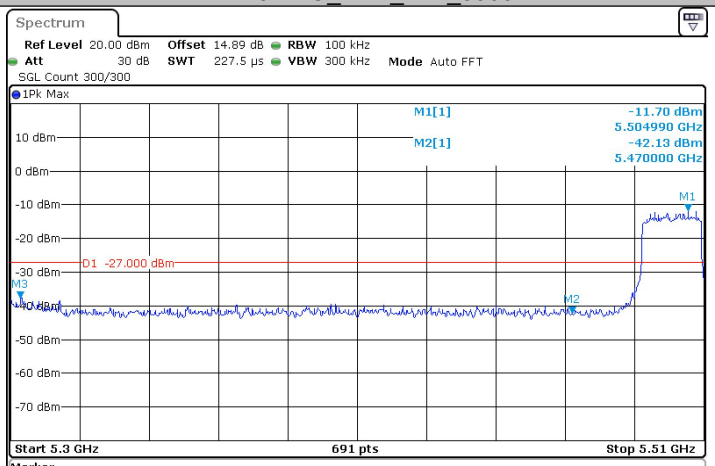


Marker

| Type | Ref | Trc | X-value | Y-value | Function | Function Result |
|---|---|---|---|---|---|---|
| M1 | | 1 | 5.50499 GHz | -11.70 dBm | | |
| M2 | | 1 | 5.47 GHz | -42.13 dBm | | |
| M3 | | 1 | 5.303043 GHz | -37.58 dBm | | |

Date: 18.JAN.2025 17:46:15

## 11N40SISO_Ant1_Low_5190

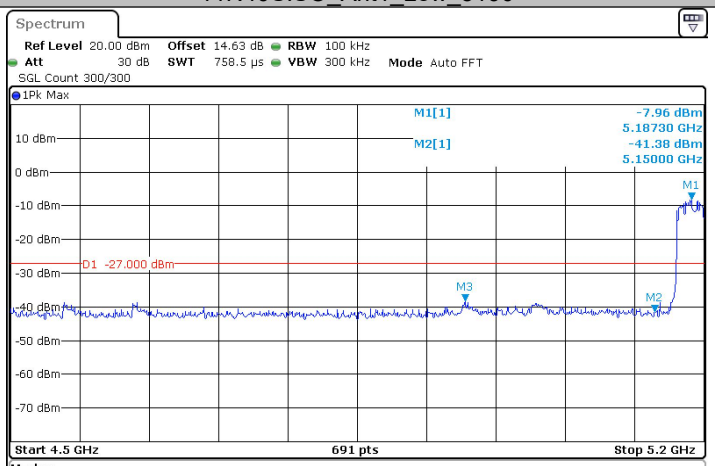


Marker

| Type | Ref | Trc | X-value | Y-value | Function | Function Result |
|---|---|---|---|---|---|---|
| M1 | | 1 | 5.1873 GHz | -7.96 dBm | | |
| M2 | | 1 | 5.15 GHz | -41.38 dBm | | |
| M3 | | 1 | 4.95855 GHz | -38.09 dBm | | |

Date: 18.JAN.2025 17:48:36

## 11N40SISO_Ant1_High_5310