DEKRA Testing and Certification (Suzhou) Co., Ltd.
No.99 Hongye Rd., Suzhou Industrial Park, Suzhou, 215006, Jiangsu, China
TEL: +86-512-6251-5088 / FAX: +86-512-6251-5098

Test report No:
23B0641R-RF-US-P09V01

FCC TEST REPORT

Product Name	IEEE 802.11a/b/g/n/ac 2T2R USB Wi-Fi Module Integrated Bluetooth 2.1+EDR/4.2/5.1
Model and /or type reference	SKI.WB663U.2
FCC ID	2AR82-SKIWB663U21
IC	24728-SKIWB663U21
Applicant´s name / address	Guangzhou Shikun Electronics Co., Ltd NO.6 Liankun Road, Huangpu District, Guangzhou 510530, China
Test method requested, standard	47 CFR FCC Part 15 (Section 15.407) RSS-Gen Issue5 RSS-247 Issue2
Verdict Summary	IN COMPLIANCE
Documented by (name / position & signature)	Tim Cao/Project Manager Tim Cao
Approved by (name / position & signature)	Jack Zhang/ Manager Jack Zhang
Date of issue	2023-12-26
Report Version	V1.0
Report template No	Template_FCC Part15E-RF-V1.0

INDEX

page

General conditions 4
Environmental conditions 4
Possible test case verdicts 5
Abbreviations 5
Document History 6
Remarks and Comments 6
Used Equipment 7
Uncertainty 9
1 General Information 10
1.1 General Description of the Item(s) 10
1.2 Antenna Information 11
1.3 Channel List 12
1.4 Power vs Data Rate 13
2 Description of Test Setup 15
2.1 Operating mode(s) used for tests 15
2.2 Auxiliary equipment / Test software for the EUT 15
2.3 Test Configuration / Block diagram used for tests 16
2.4 Testing process 17
3 Verdict summary section 18
3.1 Standards 18
3.2 Deviation(s) from the Standard(s) / Test Specification(s) 18
3.3 Overview of results 19
3.4 Power setting in test 20
3.5 Test Matrix 21
4 Test Results 22
4.1 Power Output 22
4.1.1 Limit 22
4.1.2 Test Setup 23
4.1.3 Test Procedure 23
4.2 Radiated Emissions 25
4.2.1 Limit 25
4.2.2 Test Setup 27
4.2.3 Test Procedure 28
4.3 Radiated Emission Band Edge 29

4.3.1 Limit 29
4.3.2 Test Setup 29
4.3.3 Test Procedure 30
4.4 Antenna Requirement 31
4.4.1 Limit: 31
4.4.2 Antenna Connector Construction: 31
5 Test setup photo and EUT Photo 31
6 Test Result 32
Appendix A: Power Output 32
Appendix B: Radiation Emission 34
Appendix C: Radiated Emission Band Edge 152

COMPETENCES AND GUARANTEES

DEKRA is a testing laboratory competent to carry out the tests described in this report.
In order to assure the traceability to other national and international laboratories, DEKRA has a calibration and maintenance program for its measurement equipment.

DEKRA guarantees the reliability of the data presented in this report, which is the result of the measurements and the tests performed to the item under test on the date and under the conditions stated in the report and it is based on the knowledge and technical facilities available at DEKRA at the time of performance of the test.

DEKRA is liable to the client for the maintenance of the confidentiality of all information related to the item under test and the results of the test.

The results presented in this Test Report apply only to the particular item under test established in this document.

IMPORTANT: No parts of this report may be reproduced or quoted out of context, in any form or by any means, except in full, without the previous written permission of DEKRA.

GENERAL CONDITIONS

Test Location	No. 99, Hongye Road, Suzhou Industrial Park Suzhou, 215006, P.R. China
Date(receive sample)	Nov. 20, 2023
Date (start test)	Nov. 24, 2023
Date (finish test)	Dec. 08, 2023

1. This report is only referred to the item that has undergone the test.
2. This report does not constitute or imply on its own an approval of the product by the Certification Bodies or Competent Authorities.
3. This document is only valid if complete; no partial reproduction can be made without previous written permission of DEKRA.
4. This test report cannot be used partially or in full for publicity and/or promotional purposes without previous written permission of DEKRA.

ENVIRONMENTAL CONDITIONS

The climatic conditions during the tests are within the limits specified by the manufacturer for the operation of the EUT and the test equipment. The climatic conditions during the tests were within the following limits:

Ambient temperature	15 °C – 35 °C
Relative Humidity air	30% - 60%

If explicitly required in the basic standard or applied product / product family standard the climatic values are recorded and documented separately in this test report.

POSSIBLE TEST CASE VERDICTS

Test case does not apply to test object	N/A
Test object does meet requirement	P (Pass) / PASS
Test object does not meet requirement	F (Fail) / FAIL
Not measured	N/M

ABBREVIATIONS

For the purposes of the present document, the following abbreviations apply:

EUT : Equipment Under Test
QP : Quasi-Peak
CAV : CISPR Average
AV : Average
CDN : Coupling Decoupling Network
SAC : Semi-Anechoic Chamber
OATS : Open Area Test Site
BW : Bandwidth
AM : Amplitude Modulation
PM : Pulse Modulation
HCP : Horizontal Coupling Plane
VCP : Vertical Coupling Plane
U_N : Nominal voltage
*T*x : Transmitter
*R*x : Receiver
N/A : Not Applicable
N/M : Not Measured

DOCUMENT HISTORY

Report No.	Version	Description	Issued Date
23B0641R-RF-US-P09V01	V1.0	Initial issue of report.	2023-12-26

REMARKS AND COMMENTS

1. The equipment under test (EUT) does meet the essential requirements of the stated standard(s)/test(s).
2. This report is based on the certified module with only the antenna added, so only radiated spurious emissions and radiated band edge tests have been performed to demonstrate compliance with the requirements of Part 15 Subpart C 15.247 (RSS-Gen Issue5 and RSS-247 Issue2) and to meet the requirements of the Calss II permissible variations. The module certification report number is 4790010773.1-4.
3. The measurement result is considered in conformance with the requirement if it is within the prescribed limit, it is not necessary to account the uncertainty associated with the measurement result.
4. The test results presented in this report relate only to the object tested.
5. The test report shall not be reproduced without the written approval of DEKRA Testing and Certification (Suzhou) Co., Ltd.
6. This report will not be used for social proof function in China market.
7. DEKRA declines any responsibility with the following test data provided by customer that may affect the validity of result:

   - Chapter 1.1 General Description of the Item(s);
   - Chapter 1.2 Antenna Informaion;
   - Chapter 1.3 Channel List;
   - Chapter 1.4 Data Rate;

USED EQUIPMENT

Power output / TR8

Instrument	Manufacturer	Model No.	Serial No.	Cal.Date	Next Cal. Date	Firmware Version	Software version
Wireless Connectivity Tester	R&S	CMW 270	102593	2023.05.20	2024.05.19	V 4.0.60	N/A
Coaxial Cable	N/A	N/A	2477	2023.06.08	2024.06.07	N/A	N/A
Coaxial Cable	N/A	N/A	2478	2023.06.08	2024.06.07	N/A	N/A
High and low temperature and fast temperature change test box	ASTUOD	ASTD-FBT-225K	N/A	2023.05.20	2024.05.19	N/A	N/A
Temperature/Humidity Meter	RTS	RTS-8S	RF08	2023.08.25	2024.08.24	N/A	N/A
Test system							
Instrument	Manufacturer	Model No.	Serial No.	Cal.Date	Next Cal. Date	Firmware Version	Software version
MAX Signal Analyzer	Keysight	N9010A	MY48030494	2023.11.08	2024.11.07	A.14.03	N/A
RF Control Unit	Tonscend	JS0806-2	22G8060594	2023.02.04	2024.02.03	N/A	N/A
MXG-B RF Vector Signal Generator	Keysight	N5182B	MY61252529	2023.05.20	2024.05.19	B.01.96	N/A
Frequency extender for EXG or MXG	Keysight	N5182BX07	MY59362500	2023.05.20	2024.05.19	N/A	N/A
EXG-B MW Analog Signal Generator	Keysight	N5173B	MY61252566	2023.08.26	2024.08.25	B.01.95	N/A
Test Software	Tonscend	TS1120	JS1120-3	N/A	N/A	N/A	V3.0.22

Radiated Emission(9kHz-1GHz) / AC3

Instrument	Manufacturer	Model No.	Serial No.	Cal. Date	Next Cal. Date	Firmware Version	Software version
EMI Test Receiver	R&S	ESCI	100573	2023.09.17	2024.09.16	4.42 SP3	N/A
Loop Antenna	R&S	HFH2-Z2E	101149	2023.04.25	2024.04.24	N/A	N/A
Bilog Antenna	Teseq GmbH	CBL6112D	27611	2023.02.20	2024.02.19	N/A	N/A
Temperature/Humidity Meter	RTS	RTS-8S	AC2-TH	2023.05.19	2024.05.18	N/A	N/A
Coaxial Cable	Huber+Suhner	SUCOFLEX 106	AC2-C	2023.05.21	2024.05.20	N/A	N/A
Dekra test software	Dekra	N/A	N/A	N/A	N/A	N/A	3

Radiated Emission (1GHz-40GHz) / AC5

Instrument	Manufacturer	Model No.	Serial No.	Cal. Date	Next Cal. Date	Firmware Version	Software version
EXA Spectrum Analyzer	Keysight	N9020B	MY60112218	2023.11.08	2024.11.07	A.31.05	N/A
Pre-Amplifier	SKET	LNPA_0118G-45	SK2021090101	2023.05.14	2024.05.13	N/A	N/A
Preamplifier	CHENGYI	EMC184045SE	980263	2023.07.09	2024.07.08	N/A	N/A
DRG Horn	ETS-Lindgren	3117	123988	2023.11.07	2024.11.06	N/A	N/A
Broad-Band Horn Antenna	Schwarzbeck	BBHA9170	294	2023.05.31	2024.05.30	N/A	N/A
Filter Switch Box	MVE	MSW-F196	C070001S	2023.05.21	2024.05.20	N/A	N/A
Temperature/Humidity Meter	RTS	RTS-8S	AC5-TH	2023.05.19	2024.05.18	N/A	N/A
Coaxial Cable	ROSENBERGER	LA1-C011-2000/3000	AC5-40G	2023.03.04	2024.03.03	N/A	N/A
Coaxial Cable	ROSENBERGER	LA1-C011-2000/3000	AC5-40G-2	2023.05.21	2024.05.20	N/A	N/A
Cable	Rosenberger	LA1-C011-1000	0523	2023.05.21	2024.05.20	N/A	N/A
Cable	Rosenberger	LA1-C011-1000	0623	2023.02.16	2024.02.15	N/A	N/A
Dekra test software	Dekra	N/A	N/A	N/A	N/A	N/A	3

UNCERTAINTY

Uncertainties have been calculated according to the DEKRA internal document. The reported expanded uncertainties are based on a standard uncertainty multiplied by a coverage factor of k=2, providing a level of confidence of approximately 95%.

Test item	Uncertainty
AC Power Line Conducted Emission	± 2.92 dB
Radiated Emission(30MHz~1GHz)	Horizontal: 30MHz~200MHz: 4.60 dB 200MHz~1GHz: 4.10 dB Vertical: 30MHz~200MHz: 4.80 dB 200MHz~1GHz: 4.10 dB
Radiated Emission(1GHz~40GHz)	Horizontal: 1GHz~18GHz: 5.00 dB Vertical: 1GHz~18GHz: 4.80 dB Horizontal: 18GHz~40GHz: 4.70 dB Vertical: 18GHz~40GHz: 4.60 dB
RF Antenna Port Conducted Emission	± 1.13 dB
Radiated Emission Band Edge	± 5.00 dB
Occupied Bandwidth	± 279 Hz
Power Spectral Density	± 1.13 dB
Frequency Stability	± 100 Hz
AC Power Line Conducted Emission	± 2.02dB

1 GENERAL INFORMATION

1.1 General Description of the Item(s)

Product Name.....:	IEEE 802.11a/b/g/n/ac 2T2R USB Wi-Fi Module Integrated Bluetooth 2.1+EDR/4.2/5.1
Model No. .....:	SKI.WB663U.2
FCC ID.....:	2AR82-SKIWB663U21
IC .....:	24728-SKIWB663U21
Manufacturer .....:	Guangzhou Shikun Electronics Co., Ltd
Manufacturer address.....:	NO.6 Liankun Road, Huangpu District, Guangzhou 510530, China
Factory.....:	Guangzhou Shikun Electronics Co., Ltd
Factory address.....:	NO.6 Liankun Road, Huangpu District, Guangzhou 510530, China

Wireless specification.....:	Wi-Fi			
Type of Modulation.....:	OFDM-BPSK, QPSK, 16QAM, 64QAM, 256QAM			
Frequency Range .....:	☒	5150MHz~5250MHz	☐	Outdoor AP
			☒	Indoor AP
			☐	Fixed point-to-point AP
			☐	Mobile and Portable Client
	☒	5250MHz~5350MHz		
	☒	5470MHz~5725MHz	☒	With TDWR Channels
			☐	Without TDWR Channels
	☒	5725MHz~5850MHz		
Date Rate .....:	802.11a: 6/9/12/18/24/36/48/54 Mbps			
	802.11n: up to 300 Mbps			
	802.11ac: up to 866.6 Mbps			

Rated power supply .....:	Voltage and Frequency	
	☐	AC: 220 - 240 Vac, 50/60 Hz
	☐	AC: 100 - 240 Vac, 50/60 Hz
	☒	DC: 3.3 Vdc
	☐	Battery:
	☐	Adapter: ……
Brand of adapter .....:	N/A	
Adapter model.....:	N/A	
Mounting position.....:	☐	Table top equipment
	☐	Wall/Ceiling mounted equipment
	☐	Floor standing equipment
	☐	Hand-held/Protable equipment
	☒	Other: RF Module

1.2 Antenna Information

Antenna model / type number	N12-8964-R0A	N12-8963-R0A	N12-8967-R0A	N12-8966-R0A	N12-8967-R0A	N12-8965-R0A
Antenna serial number	61005-00729	61005-00737	61005-00737	61005-00736	61005-00737	61005-00734
Application model	LG-50		LG-55		LG-NA-65	
Antenna Delivery	☒	1TX + 1RX				
	☒	2TX + 2RX				
	☐	Others:……				
Antenna technology.....	☒	SISO				
	☒	MIMO	☒	CDD		
			☐	Beam-forming		
Antenna Type	☒	External	☐	Dipole		
			☐	Sectorized		
			☒	FPC		
	☐	Internal	☐	Ceramic Chip		
			☐	PIFA		
			☐	PCB		
			☐	Others……..		
Antenna Gain.....	**LG-50:** **Main Antenna(Wifi1):** N12-8964-R0A: 5G 5.95dBi **Aux Antenna(Wifi0):** N12-8963-R0A: 5G 5.27dBi		**LG-55:** **Main Antenna(Wifi1):** N12-8967-R0A: 5G 6.02dBi **Aux Antenna(Wifi0):** N12-8966-R0A: 5G 5.89dBi		**LG-NA-65:** **Main Antenna(Wifi1):** N12-8967-R0A: 5G 6.02dBi **Aux Antenna(Wifi0):** N12-8965-R0A: 5G 6.95dBi	
	Note: The main antenna used in the test is N12-8967-R0A (LG-NA-65) which had the highest gain, and aux antenna is N12-8965-R0A(LG-NA-65). Directional gain for MIMO-CDD power is 6.95dBi, for PSD is 9.96dBi.					

1.3 Channel List

802.11a/n/ac(20MHz) Working Frequency of Each Channel:							
Channel	Frequency	Channel	Frequency	Channel	Frequency	Channel	Frequency
36	5180 MHz	40	5200 MHz	44	5220 MHz	48	5240 MHz
52	5260 MHz	56	5280 MHz	60	5300 MHz	64	5320 MHz
100	5500 MHz	104	5520 MHz	108	5540 MHz	112	5550 MHz
116	5580 MHz	120	5600 MHz	124	5620 MHz	128	5640 MHz
132	5660 MHz	136	5680 MHz	140	5700 MHz	144	5720 MHz
149	5745 MHz	153	5765 MHz	157	5785 MHz	161	5805 MHz
165	5825 MHz	N/A	N/A	N/A	N/A	N/A	N/A
802.11n/ac(40MHz) Working Frequency of Each Channel:							
Channel	Frequency	Channel	Frequency	Channel	Frequency	Channel	Frequency
38	5190 MHz	46	5230 MHz	54	5270 MHz	62	5310 MHz
102	5510 MHz	110	5550 MHz	118	5590 MHz	126	5630 MHz
134	5670 MHz	142	5710 MHz	151	5755 MHz	159	5795 MHz
802.11ac(80MHz) Working Frequency of Each Channel:							
Channel	Frequency	Channel	Frequency	Channel	Frequency	Channel	Frequency
42	5210 MHz	58	5290 MHz	106	5530MHz	122	5610 MHz
138	5690 MHz	155	5775 MHz	N/A	N/A	N/A	N/A

1.4 Power vs Data Rate

MCS Index for 802.11n	Spatial Streams	Data Rate (Mbps)						
		802.11b	802.11g	802.11a	20MHz Bandwidth		40MHz Bandwidth	
					800ns GI	400ns GI	800ns GI	400ns GI
0	1	---	---	6	6.5	7.2	13.5	15.0
1	1	---	---	9	13.0	14.4	27.0	30.0
2	1	---	---	12	19.5	21.7	40.5	45.0
3	1	---	---	18	26.0	28.9	54.0	60.0
4	1	---	---	24	39.0	43.3	81.0	90.0
5	1	---	---	36	52.0	57.8	108.0	120.0
6	1	---	---	48	58.5	65.0	121.5	135.0
7	1	---	---	54	65.0	72.2	135.0	150.0
8	2	---	---	---	13.0	14.4	27.0	30.0
9	2	---	---	---	26.0	28.9	54.0	60.0
10	2	---	---	---	39.0	43.3	81.0	90.0
11	2	---	---	---	52.0	57.8	108.0	120.0
12	2	---	---	---	78.0	86.7	162.0	180.0
13	2	---	---	---	104.0	115.6	216.0	240.0
14	2	---	---	---	117.0	130.0	243.0	270.0
15	2	---	---	---	130.0	144.0	270.0	300.0

Note1: The blue form is the maximum power data rate.
2: The EUT supports 2 spatial streams.

Spatial Streams (Note1)	MCS Index	Modulation type	Coding rate	Data Rate(Mb/s)					
				20MHz		40MHz		80MHz	
				Guard Interval		Guard Interval		Guard Interval	
				1600ns	800ns	1600ns	800ns	1600ns	800ns
1	0	BPSK	1/2	6.5	7.2	13.5	15	29.3	32.5
	1	QPSK	1/2	13	14.4	27	30	58.5	65
	2	QPSK	3/4	19.5	21.7	40.5	45	87.8	97.5
	3	16-QAM	1/2	26	28.9	54	60	117	130
	4	16-QAM	3/4	39	43.3	81	90	175.5	195
	5	64-QAM	2/3	52	57.8	108	120	234	260
	6	64-QAM	3/4	58.5	65	121.5	135	263.3	292.5
	7	64-QAM	5/6	65	72.2	135	150	292.5	325
	8	256-QAM	3/4	78	86.7	162	180	351	390
	9	256-QAM	5/6	N/A	N/A	180	200	390	433.3
2	10	BPSK	1/2	13	14.4	27	30	58.6	65
	11	QPSK	1/2	26	28.8	54	60	117	130
	12	QPSK	3/4	39	43.4	81	90	175.6	195
	13	16-QAM	1/2	52	57.8	108	120	234	260
	14	16-QAM	3/4	78	86.6	162	180	351	390
	15	64-QAM	2/3	104	115.6	216	240	468	520
	16	64-QAM	3/4	117	130	243	270	526.6	585
	17	64-QAM	5/6	130	144.4	270	300	585	650
	18	256-QAM	3/4	156	173.4	324	360	702	780
	19	256-QAM	5/6	N/A	N/A	360	400	780	866.6

Note 1: The blue form is the maximum power data rate.
2: The EUT supports 2 spatial streams.

Note: The General Description of the Item, antenna information, 802.11ax RU configrations , Data Rate and Channel List in clause 1 are provided and confirmed by the client.

2 DESCRIPTION OF TEST SETUP

2.1 Operating mode(s) used for tests

During the tests the following operating mode(s) has(have) been used.

Test Mode	Mode 1: Transmit by 802.1a
	Mode 2: Transmit by 802.11n (20MHz)
	Mode 3: Transmit by 802.11n (40MHz)
	Mode 4: Transmit by 802.11ac (20MHz)
	Mode 5: Transmit by 802.11ac (40MHz)
	Mode 6: Transmit by 802.11ac (80MHz)

2.2 Auxiliary equipment / Test software for the EUT

Auxiliary equipment	Type / Version	Manufacturer	Supplied by
Notebook	Think pad x220	Lenovo	Adapter
USB Control Cable	N/A	N/A	N/A
USB Control Cable	N/A	N/A	N/A
Software	Type / Version	Manufacturer	Supplied by
MT7663_Win10_Driver_QA_Combo_Tool	N/A	N/A	N/A

Accessories Information	Cable		
	Length used during test [m]	Attached during test	Shielded
(2)USB Control Cable	1	☒	☒
(3)USB Control Cable	8	☒	☒

2.3 Test Configuration / Block diagram used for tests

Test setup Diagram- Conducted test

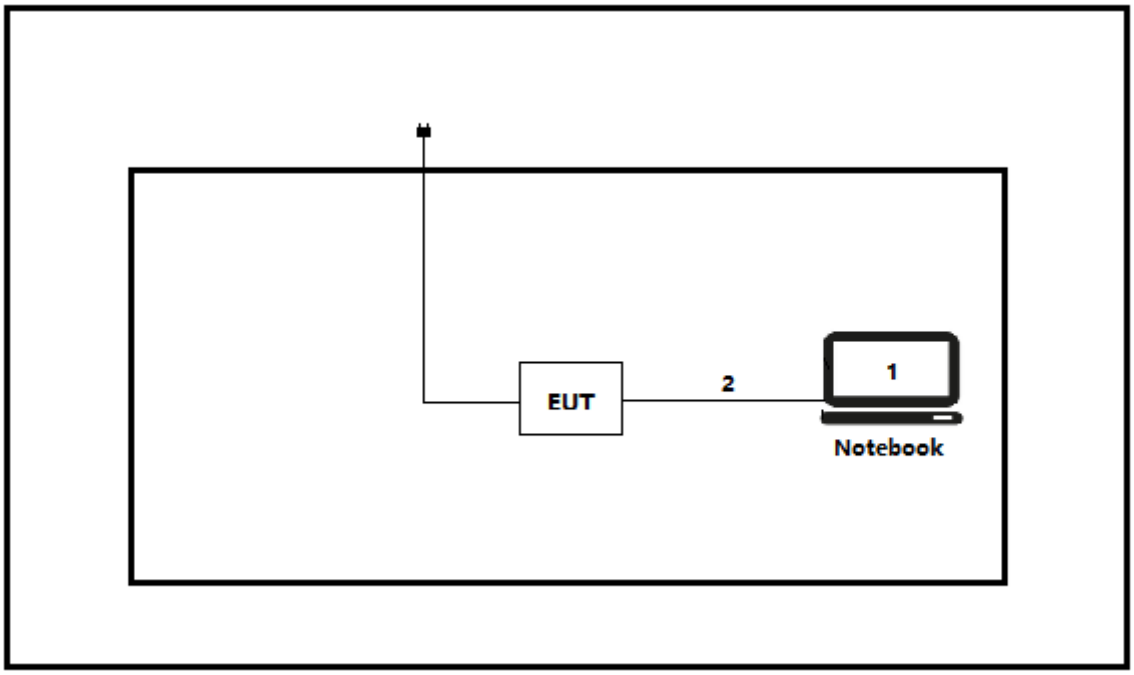

Test setup Diagram- Ratiated test

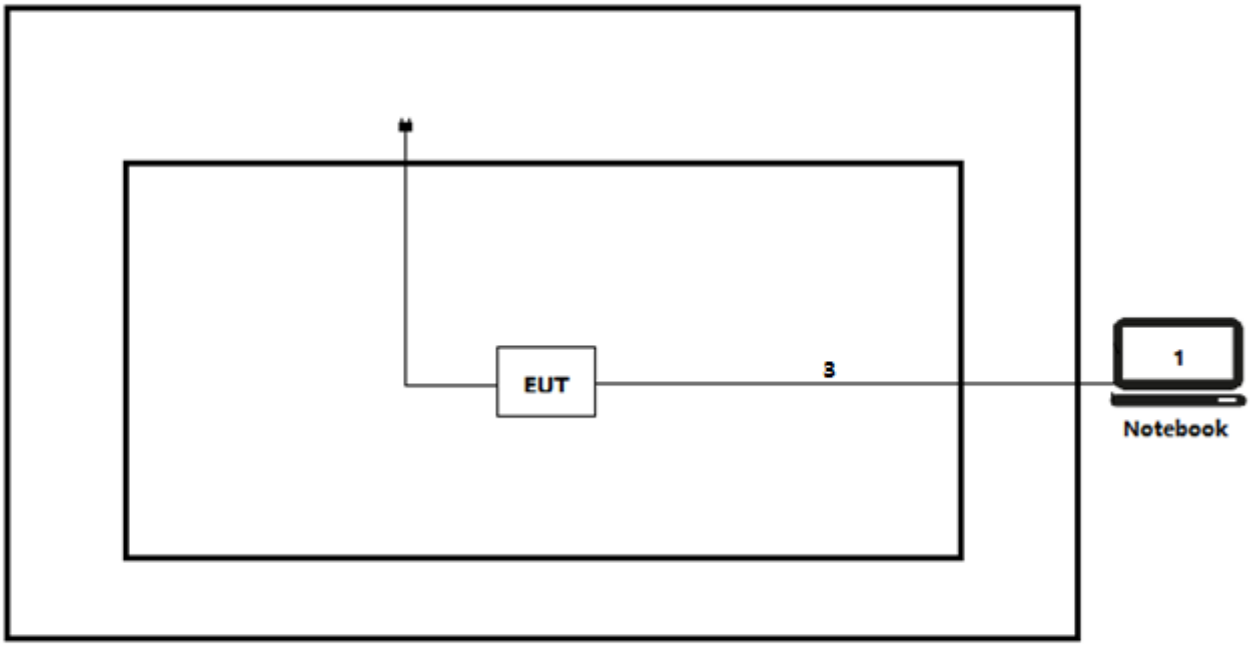

2.4 Testing process

1	Setup the EUT as shown in Section 2.3.
2	Execute the [MT7663_Win10_Driver_QA_Combo_Tool] on the notebook.
3	Configure the test mode, the test channel, and the data rate.
4	Verify that the EUT works properly.

3 VERDICT SUMMARY SECTION

This chapter presents an overview of standards and results. Refer to the next chapters for details of measured test results and applied test levels.

3.1 Standards

Standard	Year	Description
FCC CFR Title 47 Part 15 Subpart E Section 15.407	2022	General technical requirements for 5.15-5.25 GHz;5.25-5.35 GHz; 5.47-5.725 GHz;5.725-5.85 GHz.
ANSI C63.10	2013	American National Standard of Procedures for Compliance Testing of Unlicensed Wireless Devices
KDB 789033 D02v02r01	2017	This document provides guidance for determining emissions compliance of U-NII devices under Part 15, Subpart E of the FCC rules.
KDB 662911 D01V02r01	2013	Emissions Testing of Transmitters with Multiple Outputs in the Same Band
RSS-Gen	2019	General Requirements for Compliance of Radio Apparatus
RSS-247	2017	Digital Transmission Systems (DTSs),Frequency Hopping Systems (FHSs) and Licence-Exempt Local Area Network(LE-LAN) Devices

3.2 Deviation(s) from the Standard(s) / Test Specification(s)

The following deviation(s) was / were made from the published requirements of the listed standards: N/A.

(Please define the deviations from the standard(s) if applicable)

3.3 Overview of results

Requirement – Test case	Basic standard(s)	Verdict	Remark
Power Output	FCC CFR Title 47 Part 15 Subpart E: Section 15.407(a) RSS-247 Issue 2 Paragraph 6.2	PASS	Test data please refer to **Appendix A**
Radiated Emission	FCC CFR Title 47 Part 15 Subpart E: Section 15.209 RSS-Gen Issue 5 Paragraph 8.10	PASS	Test data please refer to **Appendix B**
Radiated Emission Band Edge	FCC CFR Title 47 Part 15 Subpart E: Section 15.205, 15.407(b) RSS-Gen Issue 5 Paragraph 8.9	PASS	Test data please refer to **Appendix C**
Antenna Requirement	FCC 15.203 RSS-Gen Issue 5 Paragraph 6.8	PASS	

3.4 Power setting in test

Mode	Channel	Frequency (MHz)	Power setting	
			Ant0	Ant1
802.11a	36	5180	12	12
	44	5220	14	14
	48	5240	14	15
	52	5260	14	14
	60	5300	11	12
	64	5320	13	14
	100	5500	12	11
	116	5580	13	14
	140	5700	15	15
	149	5745	11	11
	157	5785	12	13
	165	5825	12	12
802.11n(20MHz)	36	5180	11	11
	44	5220	11	11
	48	5240	12	12
	52	5260	12	12
	60	5300	11	11
	64	5320	13	13
	100	5500	10	10
	116	5580	13	13
	140	5700	14	14
	149	5745	10	10
	157	5785	12	12
	165	5825	11	11
802.11n(40MHz)	38	5190	13	13
	46	5230	15	15
	54	5270	12	12
	62	5310	12	12
	102	5510	10	10
	110	5550	12	12
	134	5670	13	13
	151	5755	10	10
	159	5795	13	13
802.11ac(20MHz)	36	5180	10	10
	44	5220	11	11
	48	5240	12	12
	52	5260	12	12
	60	5300	11	11
	64	5320	13	13
	100	5500	10	10

	116	5580	13	13
	140	5700	14	14
	149	5745	10	10
	157	5785	12	12
	165	5825	11	11
802.11ac(40MHz)	38	5190	13	13
	46	5230	15	15
	54	5270	12	12
	62	5310	12	12
	102	5510	10	10
	110	5550	12	12
	134	5670	13	13
	151	5755	10	10
	159	5795	13	13
802.11ac(80MHz)	42	5210	16	16
	58	5290	14	14
	106	5530	13	13
	155	5775	15	15

3.5 Test Matrix

Test item	Model: SKI.WB663U.2		
	1(#1)	2()	3()
Radiated Emissions	☒	☐	☐
Emission bandwidth	☐	☐	☐
6dB bandwidth	☐	☐	☐
Duty cycle	☐	☐	☐
Power Output	☒	☐	☐
Peak Power Spectral Density	☐	☐	☐
Radiated Emission Band Edge	☒	☐	☐
Frequency Stability	☐	☐	☐
AC Power Line Conducted Emission	☐	☐	☐
Antenna Requirement	☐	☐	☐

4 TEST RESULTS

4.1 Power Output	VERDICT: PASS

4.1.1 Limit		
Standard		FCC CFR Title 47 Part 15 Subpart C&E
☒	For the band 5.15-5.25 GHz	
	☐	Outdoor access point: the maximum conducted output power shall not exceed 1 W. If G_{TX}>6dBi, then Pout≤30 - (G_{TX} - 6) and ≤125mW at any angle above 30 degrees
	☒	Indoor access point: the maximum conducted output power shall not exceed 1 W. If G_{TX}>6dBi, then Pout≤30 - (G_{TX} - 6)
	☐	Fixed point-to-point access points: the maximum conducted output power shall not exceed 1 W. If G_{TX}>23dBi, then Pout≤30 - (G_{TX} - 23)
	☐	Mobile and portable client devices: the maximum conducted output power shall not exceed 250mW. If G_{TX}>6dBi, then Pout≤24 - (G_{TX} - 6)
☒	For the band 5.25-5.35 GHz:	
	☒	The maximum conducted output power shall not exceed 250mW or 11dBm+10 Log B, where B is the 26dB emission bandwidth in MHz. If G_{TX} > 6dBi, then Pout ≤ (The lesser of 24 or 11dBm+10 Log B) - (GTX - 6)
☒	For the 5.47-5.725 GHz:	
	☒	The maximum conducted output power shall not exceed 250mW or 11dBm+10 Log B, where B is the 26dB emission bandwidth in MHz. If G_{TX}>6dBi, then Pout ≤ (The lesser of 24 or 11dBm+10 Log B) - (G_{TX} - 6)
☒	For the band 5.725-5.85 GHz:	
	☒	Point-to-multipoint systems (P2M): the maximum conducted output power (P_{Out}) shall not exceed the lesser of 1 W. If G_{TX} > 6 dBi, then P_{Out} = 30 – (G_{TX} – 6)
	☐	Point-to-point systems (P2P): the maximum conducted output power (P_{Out}) shall not exceed the lesser of 1 W
Note 1 : GTX directional gain of transmitting antennas. Note 2 : Pout is maximum peak conducted output power .		

4.1.2 Test Setup

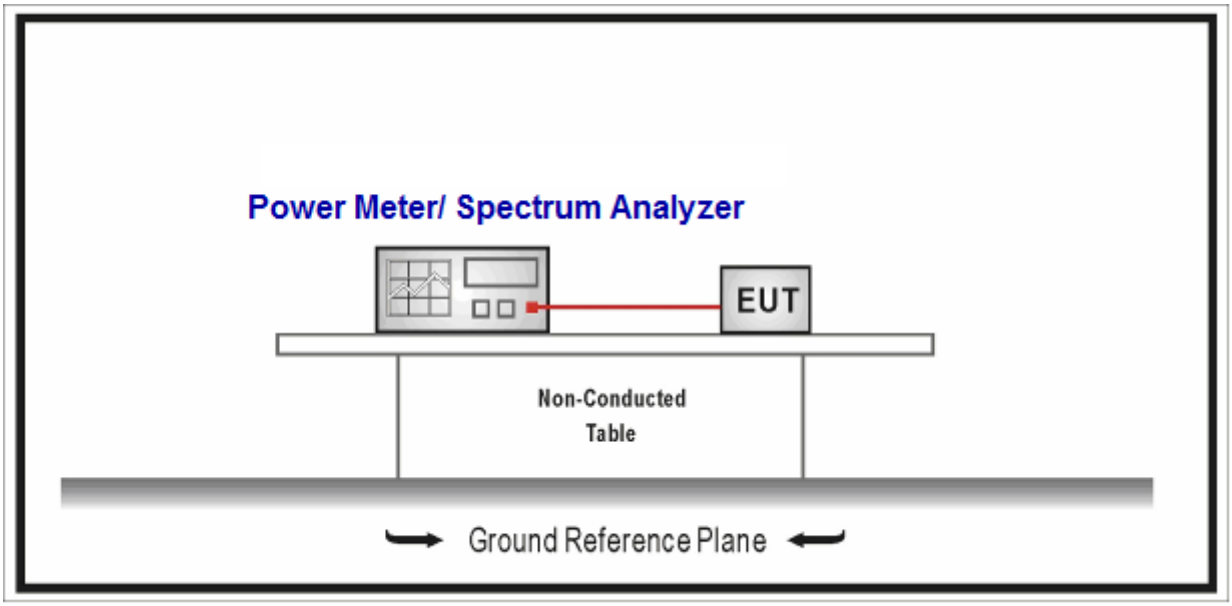

4.1.3 Test Procedure

	References Rule			Chapter	Description
☒	ANSI C63.10			12.3	Maximum conducted output power
	☒	ANSI C63.10		12.3.2	Maximum conducted output power measurement using a spectrum analyzer (SA) or EMI receiver
		☐	ANSI C63.10	12.3.2.2	Method SA-1
		☐	ANSI C63.10	12.3.2.3	Method SA-1A (alternative)
		☒	ANSI C63.10	12.3.2.4	Method SA-2
		☐	ANSI C63.10	12.3.2.5	Method SA-2A (alternative)
		☐	ANSI C63.10	12.3.2.6	Method SA-3
		☐	ANSI C63.10	12.3.2.7	Method SA-3A (alternative)
	☒	ANSI C63.10		12.3.3	Maximum conducted output power using a power meter
		☐	ANSI C63.10	12.3.3.1	Method PM
		☒	ANSI C63.10	12.3.3.2	Method PM-G

Directional Gain Calculations for In-Band test method				
	References Rule		Chapter	Description
☐	KDB 662911		F2)a)	Basic methodology
	☐	KDB 662911	F2)a) (i)	transmit signals are correlated
	☐	KDB 662911	F2)a) (ii)	transmit signals are uncorrelated
☐	KDB 662911		F2)b)	Sectorized antenna systems.
☐	KDB 662911		F2)c)	Cross-polarized antennas
	☐	ANSI C63.10	F2)c) (i)	Cross-polarized antennas
	☐	ANSI C63.10	F2)c) (ii)	Multiple antennas
☐	KDB 662911		F2)e)	Spatial stream
	☒	KDB 662911	F2)e) (i)	Antennas have the same gain
	☐	KDB 662911	F2)e) (ii)	Antenna have the different gain with one spatial stream
	☐	KDB 662911	F2)e) (iii)	Antenna have the different gain with more than one spatial stream
☒	KDB 662911		F2)f)	Cyclic Delay Diversity (CDD)
	☒	KDB 662911	F2)f) (i)	Antennas have the same gain
	☐	KDB 662911	F2)f) (ii)	Antenna have the different gain with one spatial stream
	☐	KDB 662911	F2)f) (iii)	Antenna have the different gain with more than one spatial stream

4.2 Radiated Emissions — VERDICT: PASS

4.2.1 Limit

Standard	FCC Part 15 Subpart C Paragraph 15.207		
Restricted Bands of operation			
Frequency (MHz)	Frequency (MHz)	Frequency (MHz)	Frequency (GHz)
0.090 – 0.110	16.42 – 16.423	399.9 – 410	4.5 – 5.15
0.495 – 0.505	16.69475 –16.69525	608 – 614	5.35 – 5.46
2.1735 – 2.1905	16.80425 – 16.80475	960 – 1240	7.25 – 7.75
4.125 – 4.128	25.5 – 25.67	1300 – 1427	8.025 – 8.5
4.17725 – 4.17775	37.5 – 38.25	1435 – 1626.5	9.0 – 9.2
4.20725 – 4.20775	73 – 74.6	1645.5 – 1646.5	9.3 – 9.5
6.215 – 6.218	74.8 – 75.2	1660 – 1710	10.6 – 12.7
6.26775 – 6.26825	108 – 121.94	1718.8 – 1722.2	13.25 – 13.4
6.31175 – 6.31225	123 – 138	2200 – 2300	14.47 – 14.5
8.291 – 8.294	149.9 – 150.05	2310 – 2390	15.35 – 16.2
8.362 – 8.366	156.52475 – 156.52525	2483.5 – 2500	17.7 – 21.4
8.37625 – 8.38675	156.7 – 156.9	2690 – 2900	22.01 – 23.12
8.81425 – 8.81475	162.0125 – 167.17	3260 – 3267	23.6 – 24.0
12.29 – 12.293	167.72 – 173.2	3332 – 3339	31.2 – 31.8
12.51975–12.52025	240 – 285	3345.8 – 3358	36.43 – 36.5
12.57675–12.57725	322 – 335.4	3600 – 4400	
13.36 – 13.41			

Restricted Band Emissions Limit			
Frequency (MHz)	Field strength (μ V/m)	Field strength (dB μ V/m)	Measurement distance (m)
0.009 - 0.49	2400/F(kHz)	48.5 – 13.8	300(Note 1)
0.49 - 1.705	24000/F(kHz)	33.8 - 23	30(Note 1)
1.705 - 30	30	29.5	30(Note 1)
30 - 88	100	40	3(Note 2)
88 - 216	150	43.5	3(Note 2)
216 - 960	200	46	3(Note 2)
Above 960	500	54	3(Note 2)

Note 1: At frequencies below 30 MHz, measurements may be performed at a distance closer than that specified in the regulations; however, an attempt should be made to avoid making measurements in the near field. Pending the development of an appropriate measurement procedure for measurements performed below 30 MHz, when performing measurements at a closer distance than specified, the results shall be extrapolated to the specified distance by either making measurements at a minimum of two distances on at least one radial to determine the proper extrapolation factor or by using the square of an inverse linear distance extrapolation factor (40 dB/decade).

Note 2: At frequencies at or above 30 MHz, measurements may be performed at a distance other than what is specified provided: measurements are not made in the near field except where it can be shown that near field measurements are appropriate due to the characteristics of the device; and it can be demonstrated that the signal levels needed to be measured at the distance employed can be detected by the measurement equipment. Measurements shall not be performed at a distance greater than 30 meters unless it can be further demonstrated that measurements at a distance of 30 meters or less are impractical. When performing measurements at a distance other than that specified, the results shall be extrapolated to the specified distance using an extrapolation factor of 20 dB/decade (inverse linear-distance for field strength measurements; inverse-linear-distance-squared for power density measurements).

FCC Part 15 Subpart C Paragraph 15.407(5)(b) (Unrestricted Band Emissions Limit)		
Operating Frequency Band (MHz)	EIRP Limit (dBm/MHz)	Equivalent Field Strength at 3m (dBμV/m)
5150 - 5250	-27	68.3
5250 - 5350	-27	68.3
5470 - 5725	-27	68.3
Operating Frequency Band (MHz)	EIRP Limit (dBm/MHz)	
5725 - 5850	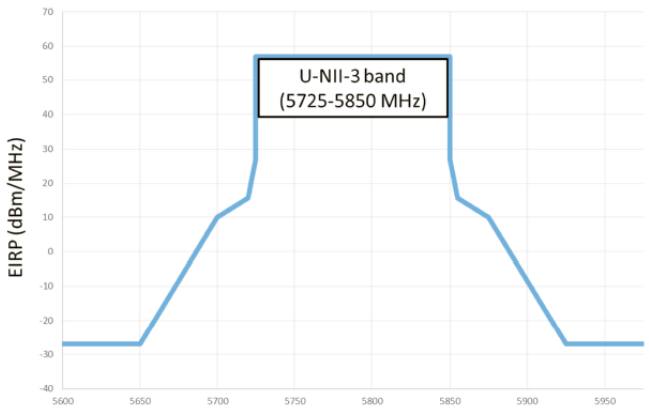	

4.2.2 Test Setup

Below 30MHz Test Setup:

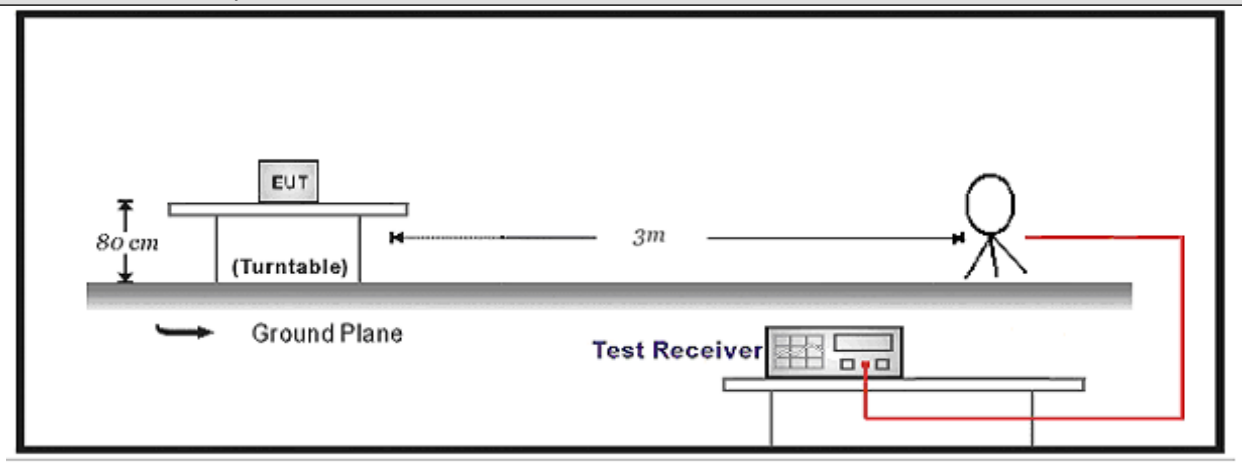

30MHz-1GHz Test Setup:

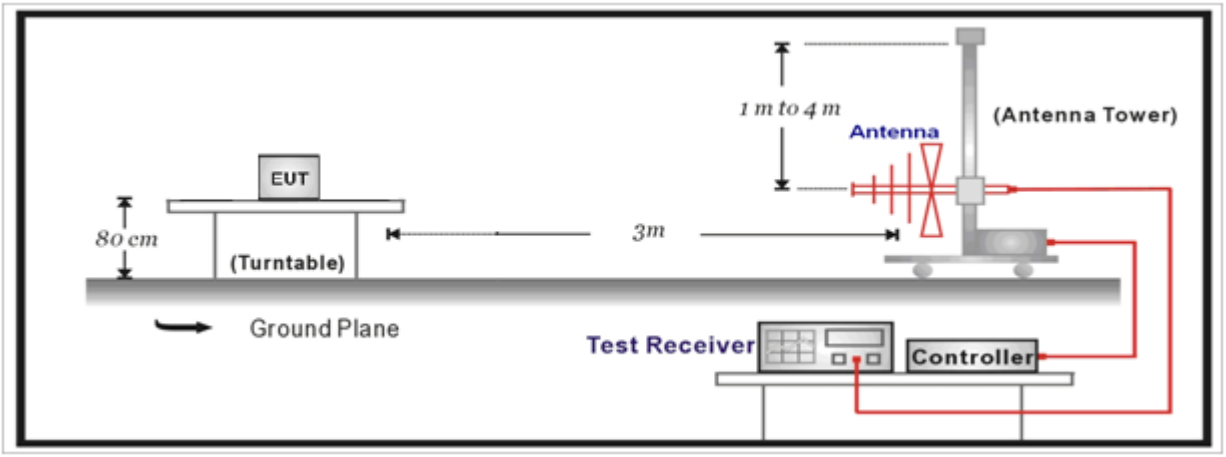

Above 1GHz Test Setup:

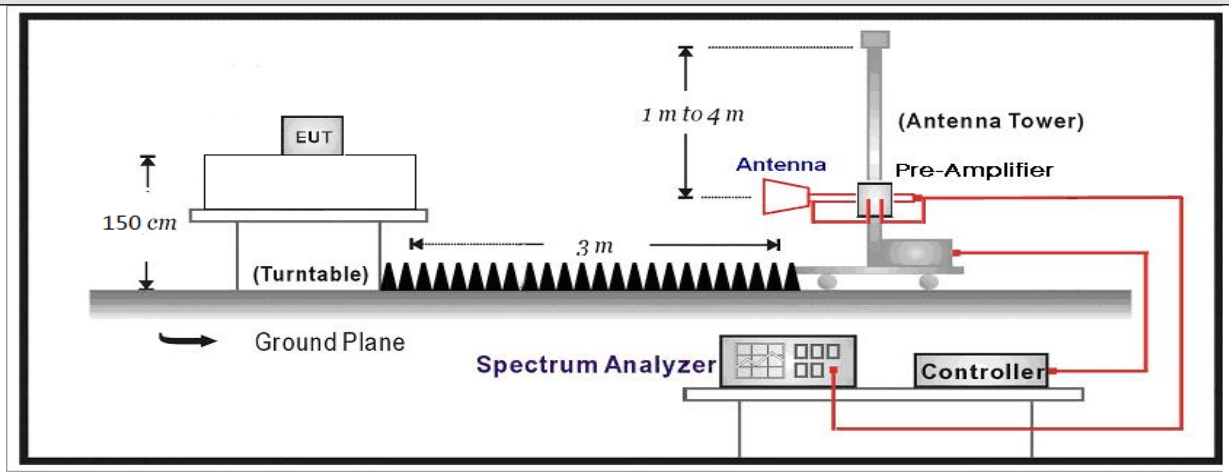

4.2.3 Test Procedure

	References Rule			Chapter	Description
☒	ANSI C63.10			11.12	Emissions in restricted frequency bands
	☒	ANSI C63.10		11.12.1	Radiated emission measurements
	☒	ANSI C63.10		11.12.2.7	Radiated spurious emission test
		☒	ANSI C63.10	6.4	Radiated emissions from unlicensed wireless devices below 30 MHz
		☒	ANSI C63.10	6.5	Radiated emissions from unlicensed wireless devices in the frequency range of 30 MHz to 1000 MHz
		☒	ANSI C63.10	6.6	Radiated emissions from unlicensed wireless devices above 1 GHz

4.3 Radiated Emission Band Edge — VERDICT: PASS

4.3.1 Limit

Standard	FCC Part 15 Subpart C Paragraph 15.247(d) , 15.209
Operating Frequency Band	EIRP Limit
5725 - 5850	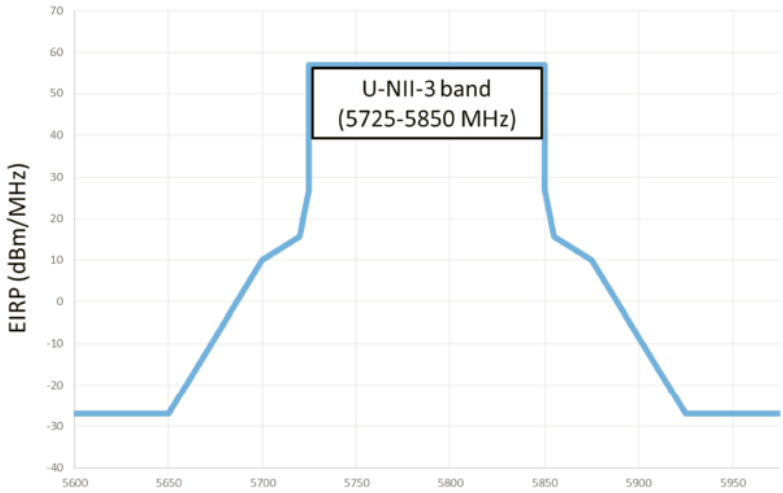

4.3.2 Test Setup

Above 1GHz Test Setup:

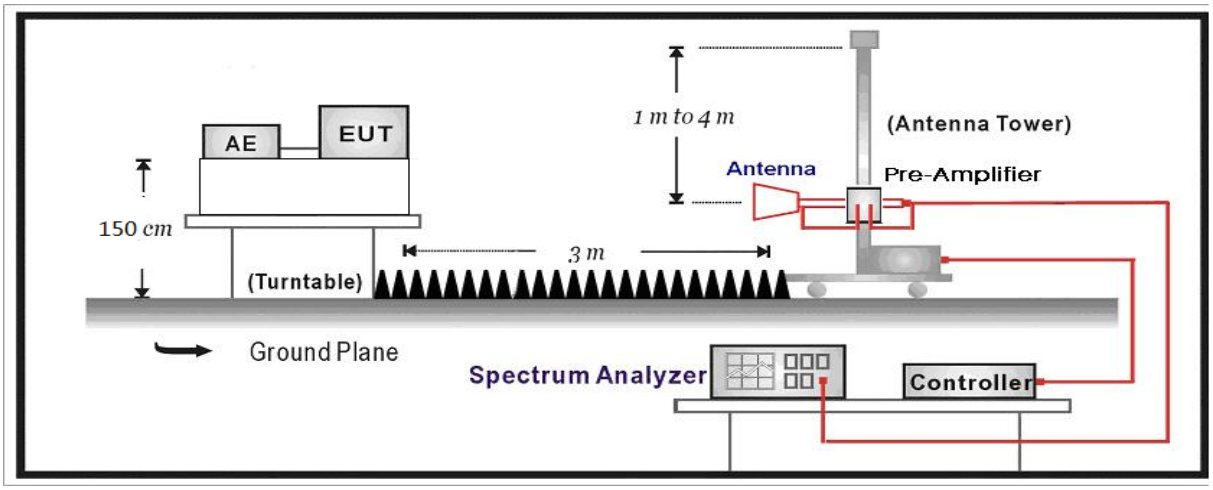

4.3.3 Test Procedure

	References Rule	Chapter	Description
☐	ANSI C63.10	12.7.3	Emissions in non-restricted frequency bands
☒	ANSI C63.10	12.7.2	Emissions in restricted frequency bands
	☐ ANSI C63.10	12.7.5	Radiated emission measurements
	☒ ANSI C63.10	12.7.6	Procedure for peak unwanted emissions measurements above 1000 MHz
	☒ ANSI C63.10	12.7.7	Procedures for average unwanted emissions measurements above 1000 MHz
	☐ ANSI C63.10	12.7.7.2	Method AD (average detection)—primary method
	☒ ANSI C63.10	12.7.7.3	Method VB-A (Alternative)
	☐ ANSI C63.10	6.4	Radiated emissions from unlicensed wireless devices below 30 MHz
	☐ ANSI C63.10	6.5	Radiated emissions from unlicensed wireless devices in the frequency range of 30 MHz to 1000 MHz
	☐ ANSI C63.10	6.6	Radiated emissions from unlicensed wireless devices above 1 GHz
☐	FCC KDB 789033 D02v02r01	G.2	Unwanted Emissions that fall Outside of the Restricted Bands
☐	FCC KDB 789033 D02v02r01	G.1	Unwanted Emissions in the Restricted Bands
	☐ FCC KDB 789033 D02v02r01	G.4	Procedure for Unwanted Emissions Measurements below 1000 MHz
	☐ FCC KDB 789033 D02v02r01	G.5	Procedure for Unwanted Maximum Emissions Measurements above 1000 MHz
	☐ FCC KDB 789033 D02v02r01	G.6	Procedures for Average Unwanted Emissions Measurements above 1000 MHz
	☐ FCC KDB 789033 D02v02r01	G.6.c	Method AD (Average detection)—primary method
	☐ FCC KDB 789033 D02v02r01	G.6.d	Method VB (Averaging using reduced video bandwidth): Alternative method.

4.4 Antenna Requirement	VERDICT: PASS

4.4.1 Limit:
An intentional radiator shall be designed to ensure that no antenna other than that furnished by the responsible party shall be used with the device. The use of a permanently attached antenna or of an antenna that uses a unique coupling to the intentional radiator shall be considered sufficient to comply with the provisions of this section. The manufacturer may design the unit so that a broken antenna can be replaced by the user, but the use of a standard antenna jack or electrical connector is prohibited. This requirement does not apply to carrier current devices or to devices operated under the provisions of §15.211, §15.213, §15.217, §15.219, or §15.221. Further, this requirement does not apply to intentional radiators that must be professionally installed, such as perimeter protection systems and some field disturbance sensors, or to other intentional radiators which, in accordance with §15.31(d), must be measured at the installation site. However, the installer shall be responsible for ensuring that the proper antenna is employed so that the limits in this part are not exceeded.

4.4.2 Antenna Connector Construction:	
☒	The use of a permanently attached antenna
☐	The antenna use of a unique coupling to the intentional radiator
☐	The use of a nonstandard antenna jack or electrical connector
Please refer to the attached document “Internal Photograph” to show the antenna connector.	

5 TEST SETUP PHOTO AND EUT PHOTO

Remark: The test setup photo and EUT Photo please see appendix.

6 TEST RESULT

Appendix A: Power Output

Mode	Channel	Test Frequency (MHz)	Output power (dBm)			Limit (dBm)	EIRP (dBm)	EIRP Limit (dBm)	Result
			Ant0	Ant1	Ant 0+1				
1	36	5180	6.21	5.13	N/A	≤29.05	13.16	≤23	Pass
	44	5220	6.05	5.08	N/A	≤29.05	13.00	≤23	Pass
	48	5240	5.91	4.91	N/A	≤29.05	12.86	≤23	Pass
	52	5260	5.81	5.10	N/A	≤23.05	12.76	≤30	Pass
	60	5300	5.61	4.85	N/A	≤23.05	12.56	≤30	Pass
	64	5320	5.51	4.49	N/A	≤23.05	12.46	≤30	Pass
	100	5500	5.97	4.60	N/A	≤23.05	12.92	≤30	Pass
	116	5580	6.77	5.11	N/A	≤23.05	13.72	≤30	Pass
	140	5700	6.40	5.25	N/A	≤23.05	13.35	≤30	Pass
	149	5745	5.71	4.75	N/A	≤29.05	12.66	≤36	Pass
	157	5785	5.25	4.04	N/A	≤29.05	12.20	≤36	Pass
	165	5825	4.45	3.53	N/A	≤29.05	11.40	≤36	Pass
2	36	5180	2.09	2.35	5.23	≤29.05	12.18	≤23	Pass
	44	5220	2.13	2.11	5.13	≤29.05	12.08	≤23	Pass
	48	5240	1.88	2.21	5.06	≤29.05	12.01	≤23	Pass
	52	5260	2.56	2.95	5.77	≤23.05	12.72	≤30	Pass
	60	5300	2.33	2.74	5.55	≤23.05	12.50	≤30	Pass
	64	5320	2.23	2.54	5.40	≤23.05	12.35	≤30	Pass
	100	5500	2.79	2.66	5.74	≤23.05	12.69	≤30	Pass
	116	5580	3.74	3.36	6.56	≤23.05	13.51	≤30	Pass
	140	5700	3.26	3.05	6.17	≤23.05	13.12	≤30	Pass
	149	5745	2.46	2.50	5.49	≤29.05	12.44	≤36	Pass
	157	5785	2.23	1.98	5.12	≤29.05	12.07	≤36	Pass
	165	5825	1.52	1.46	4.50	≤29.05	11.45	≤36	Pass
3	38	5190	3.27	3.50	6.40	≤29.05	13.35	≤23	Pass
	46	5230	3.08	3.29	6.20	≤29.05	13.15	≤23	Pass
	54	5270	2.81	2.98	5.91	≤23.05	12.86	≤30	Pass
	62	5310	2.34	2.69	5.53	≤23.05	12.48	≤30	Pass
	102	5510	2.82	2.75	5.80	≤23.05	12.75	≤30	Pass
	110	5550	3.66	3.14	6.42	≤23.05	13.37	≤30	Pass
	134	5670	3.53	3.39	6.47	≤23.05	13.42	≤30	Pass

	151	5755	2.79	2.89	5.85	≤29.05	12.80	≤36	Pass
	159	5795	2.25	2.18	5.23	≤29.05	12.18	≤36	Pass
4	36	5180	1.83	2.05	4.95	≤29.05	11.90	≤23	Pass
	44	5220	1.5	1.79	4.66	≤29.05	11.61	≤23	Pass
	48	5240	1.39	1.64	4.53	≤29.05	11.48	≤23	Pass
	52	5260	2.58	2.94	5.77	≤23.05	12.72	≤30	Pass
	60	5300	2.14	2.70	5.44	≤23.05	12.39	≤30	Pass
	64	5320	2.07	2.26	5.18	≤23.05	12.13	≤30	Pass
	100	5500	2.73	2.70	5.73	≤23.05	12.68	≤30	Pass
	116	5580	3.64	3.10	6.39	≤23.05	13.34	≤30	Pass
	140	5700	2.84	2.76	5.81	≤23.05	12.76	≤30	Pass
	149	5745	2.49	2.48	5.50	≤29.05	12.45	≤36	Pass
	157	5785	2.05	1.94	5.01	≤29.05	11.96	≤36	Pass
	165	5825	1.49	1.29	4.40	≤29.05	11.35	≤36	Pass
5	38	5190	3.21	3.36	6.30	≤29.05	13.25	≤23	Pass
	46	5230	3.02	3.15	6.10	≤29.05	13.05	≤23	Pass
	54	5270	2.75	3.36	6.08	≤23.05	13.03	≤30	Pass
	62	5310	2.32	2.51	5.43	≤23.05	12.38	≤30	Pass
	102	5510	2.83	2.57	5.71	≤23.05	12.66	≤30	Pass
	110	5550	3.44	3.11	6.29	≤23.05	13.24	≤30	Pass
	134	5670	3.68	3.37	6.54	≤23.05	13.49	≤30	Pass
	151	5755	2.79	2.74	5.78	≤29.05	12.73	≤36	Pass
	159	5795	2.32	2.21	5.28	≤29.05	12.23	≤36	Pass
6	42	5210	3.46	3.54	6.51	≤29.05	13.46	≤23	Pass
	58	5290	2.82	3.14	5.99	≤23.05	12.94	≤30	Pass
	106	5530	3.79	3.51	6.66	≤23.05	13.61	≤30	Pass
	112	5610	4.25	3.80	7.04	≤29.05	13.99	≤36	Pass
	155	5775	2.85	2.84	9.84	≤29.05	16.79	≤36	Pass

Note 1:

1. EIRP = Output power + Directional Gain
2. Please refer to section 1.2 for antenna gain.

Appendix B: Radiation Emission

Profile: 23B0641R	Page No.: 25
Engineer:Pengcheng Yang	
Site: AC5	Time: 2023/12/08 - 06:05
Limit: FCC_Part15.209_RE(3m)	Margin: 0
Probe: Horn_3117_00167055(1-18GHz)	Polarity: Horizontal
EUT: SKI.WB663U.2	Power: 3.3Vdc
Note: Mode 1：Transmit at 5180MHz by 802.11a with Ant2	

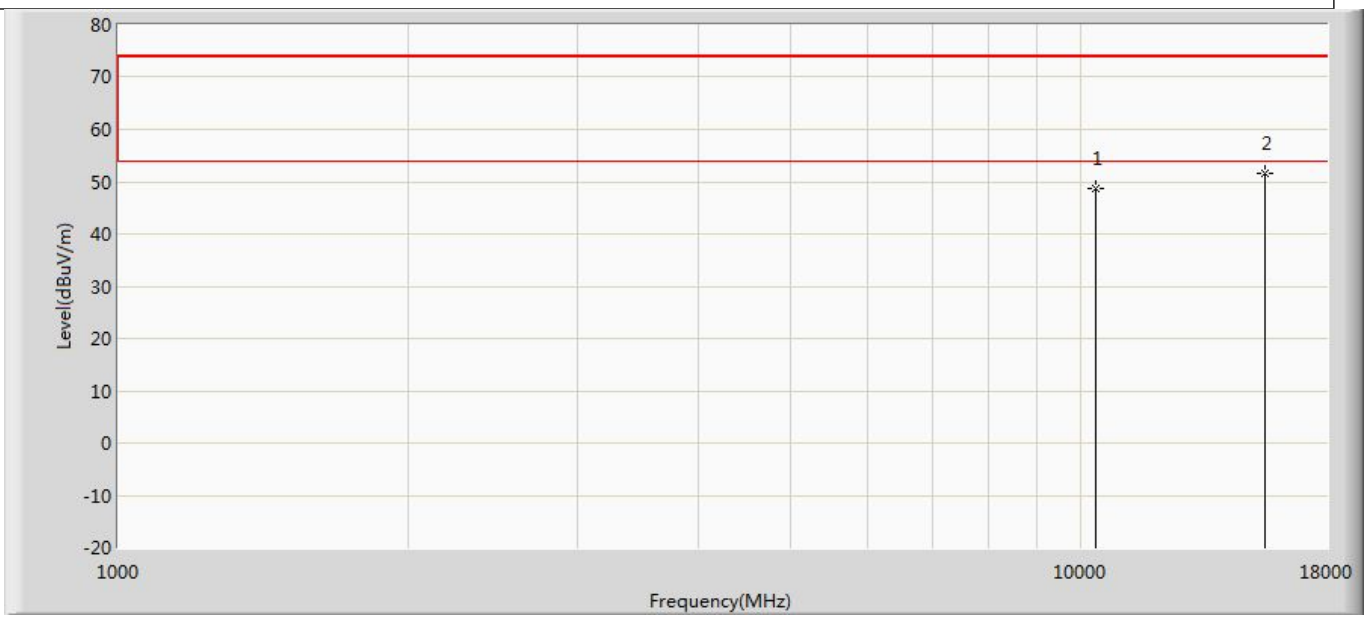

No	Mark	Frequency (MHz)	Measure Level (dBuV/m)	Reading Level (dBuV)	Over Limit (dB)	Limit (dBuV/m)	Factor (dB)	Type
1		10360.000	48.680	52.086	-25.320	74.000	-3.406	PK
2	*	15540.000	51.529	50.486	-22.471	74.000	1.043	PK

Profile: 23B0641R	Page No.: 26
Engineer:Pengcheng Yang	
Site: AC5	Time: 2023/12/08 - 06:05
Limit: FCC_Part15.209_RE(3m)	Margin: 0
Probe: Horn_3117_00167055(1-18GHz)	Polarity: Vertical
EUT: SKI.WB663U.2	Power: 3.3Vdc
Note: Mode 1：Transmit at 5180MHz by 802.11a with Ant2	

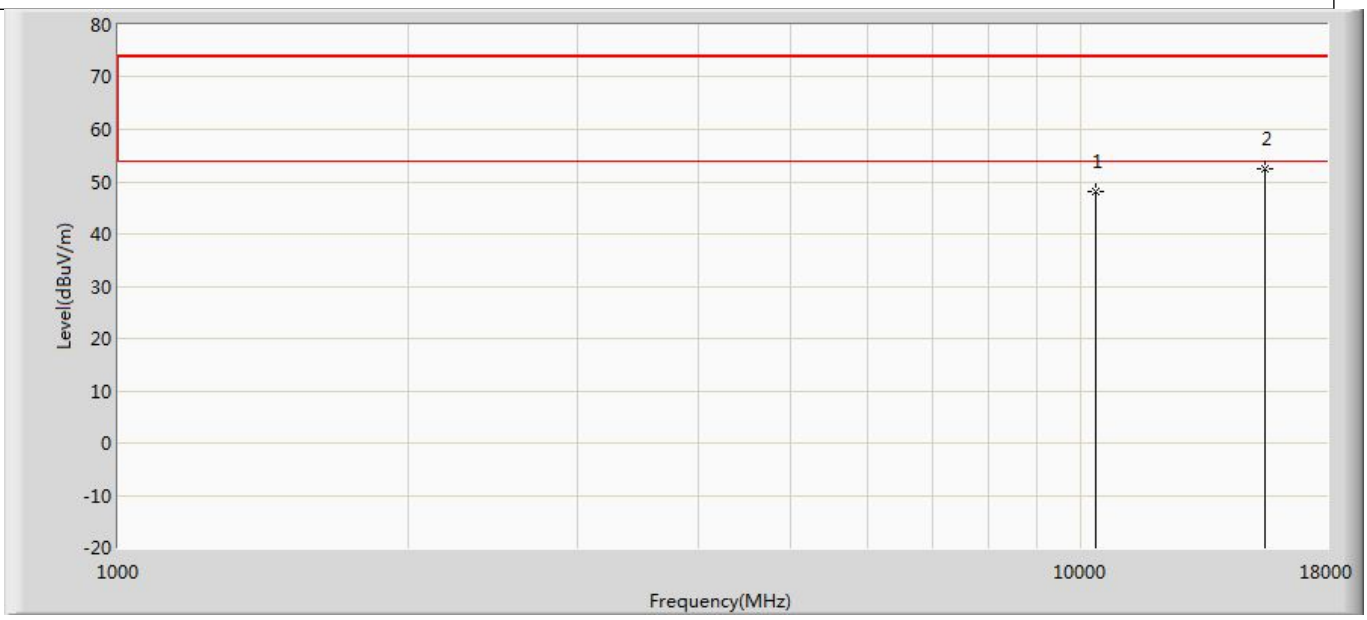

No	Mark	Frequency (MHz)	Measure Level (dBuV/m)	Reading Level (dBuV)	Over Limit (dB)	Limit (dBuV/m)	Factor (dB)	Type
1		10360.000	47.988	51.394	-26.012	74.000	-3.406	PK
2	*	15540.000	52.435	51.392	-21.565	74.000	1.043	PK

Profile: 23B0641R	Page No.: 27
Engineer:Pengcheng Yang	
Site: AC5	Time: 2023/12/08 - 06:05
Limit: FCC_Part15.209_RE(3m)	Margin: 0
Probe: Horn_3117_00167055(1-18GHz)	Polarity: Horizontal
EUT: SKI.WB663U.2	Power: 3.3Vdc
Note: Mode 1：Transmit at 5220MHz by 802.11a with Ant2	

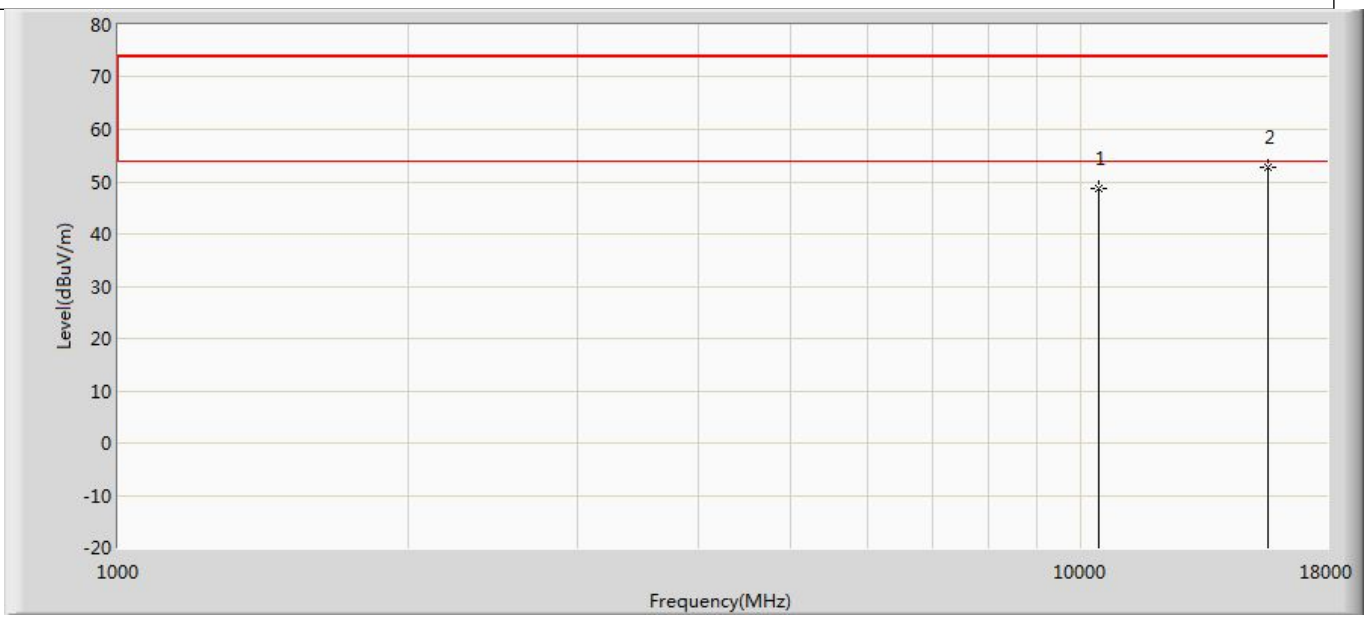

No	Mark	Frequency (MHz)	Measure Level (dBuV/m)	Reading Level (dBuV)	Over Limit (dB)	Limit (dBuV/m)	Factor (dB)	Type
1		10440.000	48.791	52.085	-25.209	74.000	-3.294	PK
2	*	15660.000	52.645	51.634	-21.355	74.000	1.011	PK

Profile: 23B0641R	Page No.: 28
Engineer:Pengcheng Yang	
Site: AC5	Time: 2023/12/08 - 06:05
Limit: FCC_Part15.209_RE(3m)	Margin: 0
Probe: Horn_3117_00167055(1-18GHz)	Polarity: Vertical
EUT: SKI.WB663U.2	Power: 3.3Vdc
Note: Mode 1：Transmit at 5220MHz by 802.11a with Ant2	

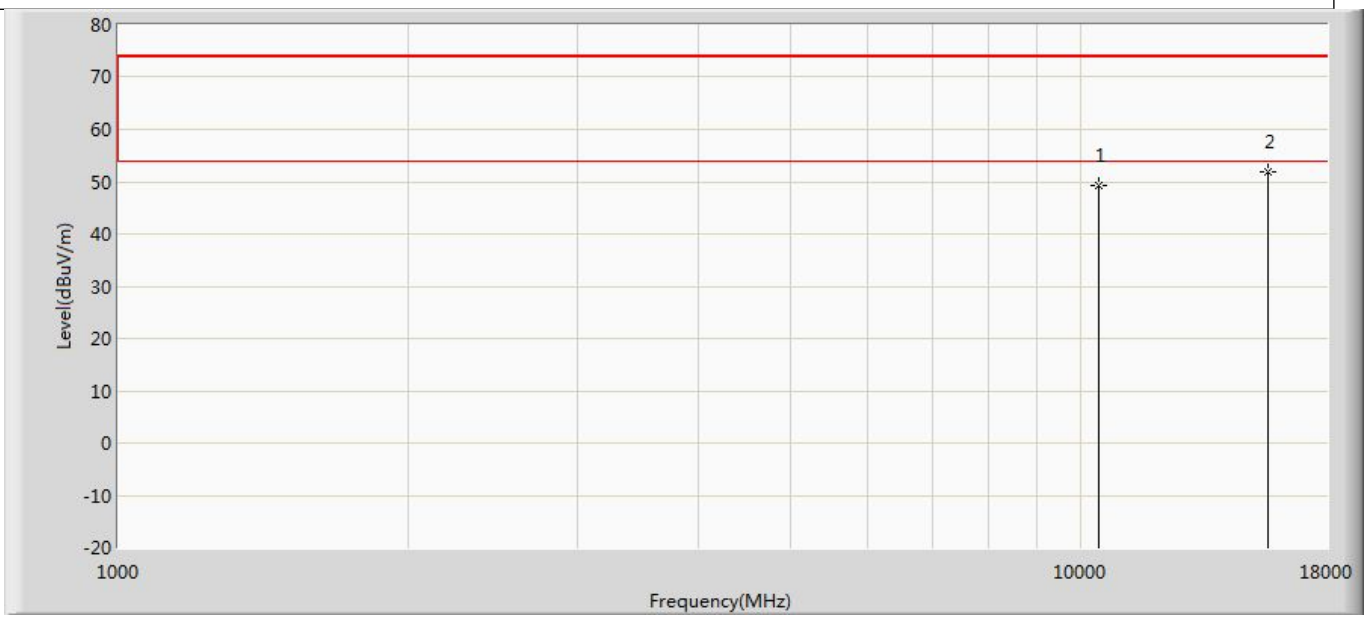

No	Mark	Frequency (MHz)	Measure Level (dBuV/m)	Reading Level (dBuV)	Over Limit (dB)	Limit (dBuV/m)	Factor (dB)	Type
1		10440.000	49.141	52.435	-24.859	74.000	-3.294	PK
2	*	15660.000	51.911	50.900	-22.089	74.000	1.011	PK

Profile: 23B0641R	Page No.: 29
Engineer:Pengcheng Yang	
Site: AC5	Time: 2023/12/08 - 06:05
Limit: FCC_Part15.209_RE(3m)	Margin: 0
Probe: Horn_3117_00167055(1-18GHz)	Polarity: Horizontal
EUT: SKI.WB663U.2	Power: 3.3Vdc
Note: Mode 1：Transmit at 5240MHz by 802.11a with Ant2	

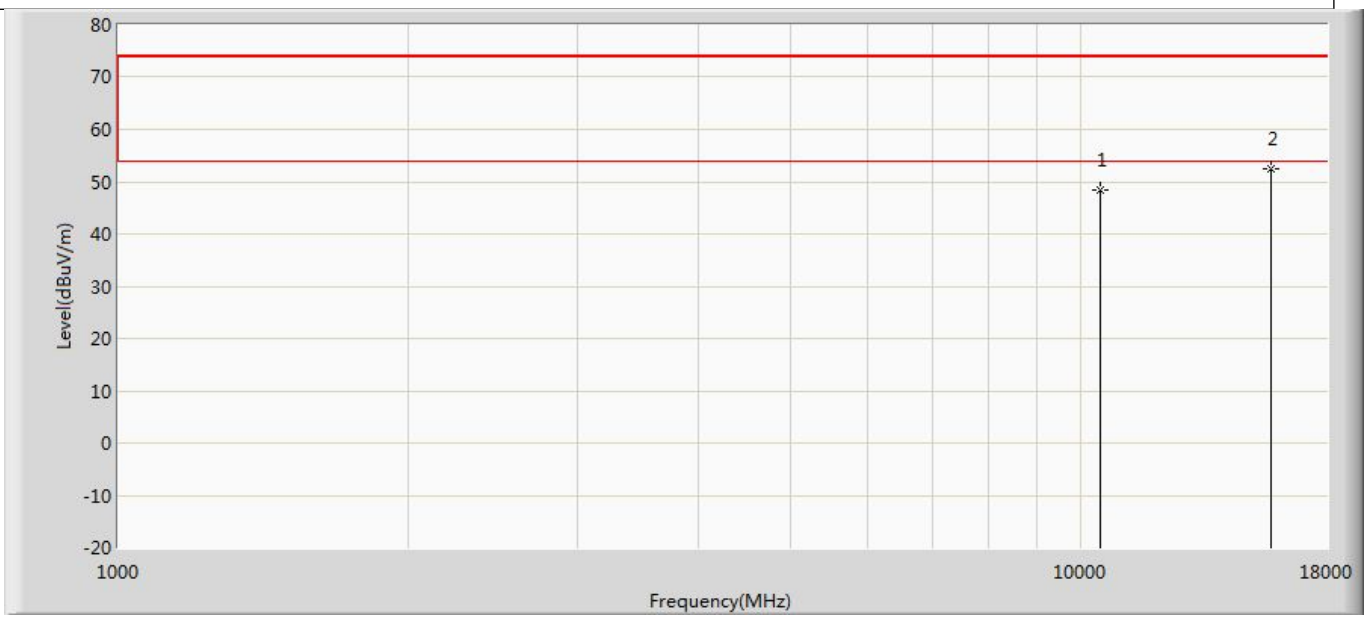

No	Mark	Frequency (MHz)	Measure Level (dBuV/m)	Reading Level (dBuV)	Over Limit (dB)	Limit (dBuV/m)	Factor (dB)	Type
1		10480.000	48.492	51.771	-25.508	74.000	-3.279	PK
2	*	15720.000	52.532	51.012	-21.468	74.000	1.520	PK

Profile: 23B0641R	Page No.: 30
Engineer:Pengcheng Yang	
Site: AC5	Time: 2023/12/08 - 06:05
Limit: FCC_Part15.209_RE(3m)	Margin: 0
Probe: Horn_3117_00167055(1-18GHz)	Polarity: Vertical
EUT: SKI.WB663U.2	Power: 3.3Vdc
Note: Mode 1：Transmit at 5240MHz by 802.11a with Ant2	

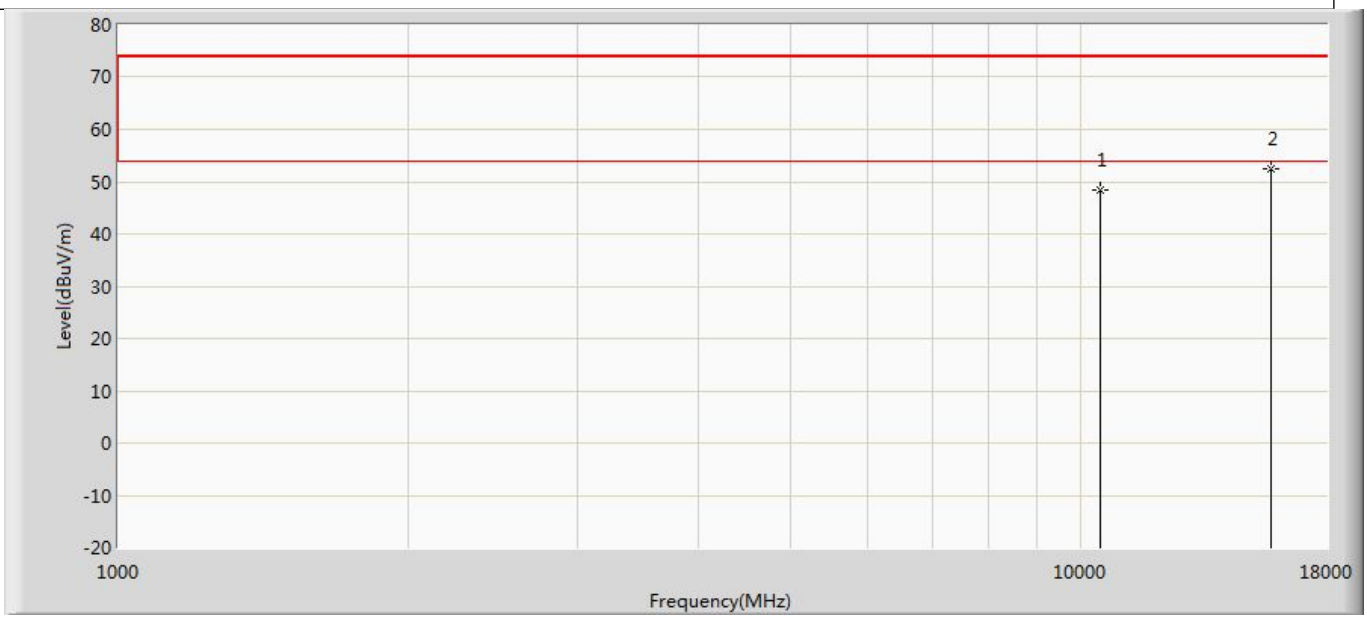

No	Mark	Frequency (MHz)	Measure Level (dBuV/m)	Reading Level (dBuV)	Over Limit (dB)	Limit (dBuV/m)	Factor (dB)	Type
1		10480.000	48.306	51.585	-25.694	74.000	-3.279	PK
2	*	15720.000	52.455	50.935	-21.545	74.000	1.520	PK

Profile: 23B0641R	Page No.: 31
Engineer:Pengcheng Yang	
Site: AC5	Time: 2023/12/08 - 06:05
Limit: FCC_Part15.209_RE(3m)	Margin: 0
Probe: Horn_3117_00167055(1-18GHz)	Polarity: Horizontal
EUT: SKI.WB663U.2	Power: 3.3Vdc
Note: Mode 1：Transmit at 5260MHz by 802.11a with Ant2	

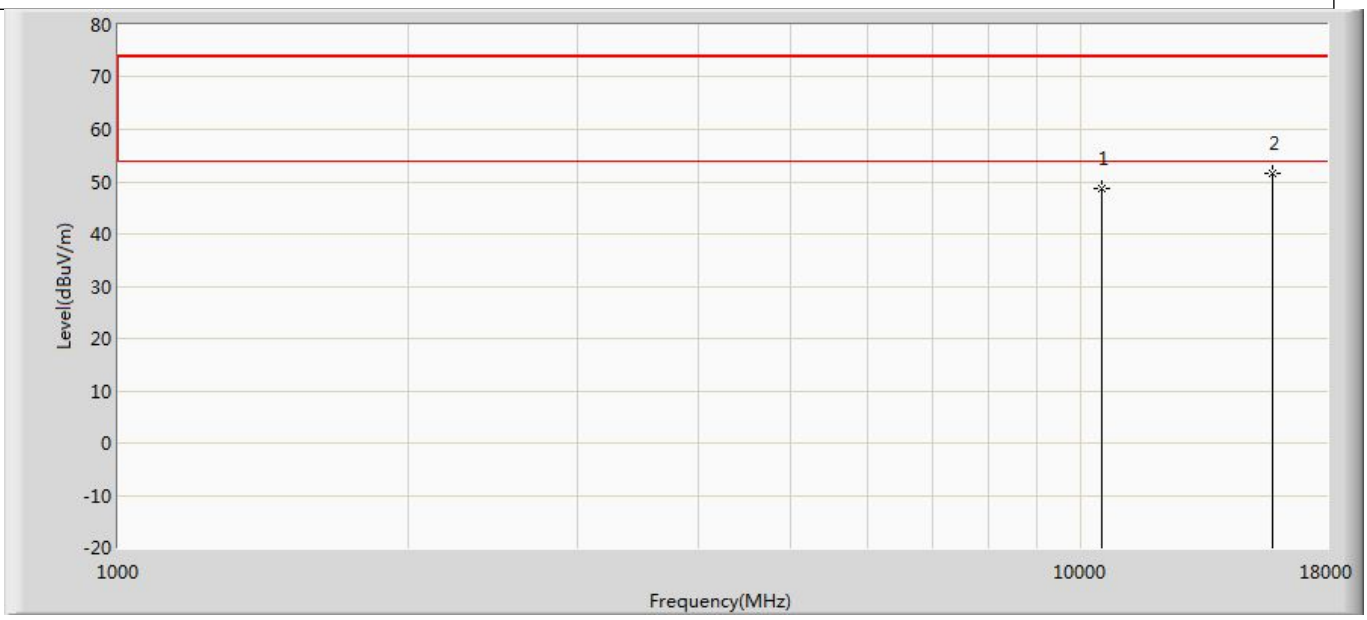

No	Mark	Frequency (MHz)	Measure Level (dBuV/m)	Reading Level (dBuV)	Over Limit (dB)	Limit (dBuV/m)	Factor (dB)	Type
1		10520.000	48.685	51.924	-25.315	74.000	-3.239	PK
2	*	15780.000	51.650	50.392	-22.350	74.000	1.257	PK

Profile: 23B0641R	Page No.: 32
Engineer:Pengcheng Yang	
Site: AC5	Time: 2023/12/08 - 06:05
Limit: FCC_Part15.209_RE(3m)	Margin: 0
Probe: Horn_3117_00167055(1-18GHz)	Polarity: Vertical
EUT: SKI.WB663U.2	Power: 3.3Vdc
Note: Mode 1：Transmit at 5260MHz by 802.11a with Ant2	

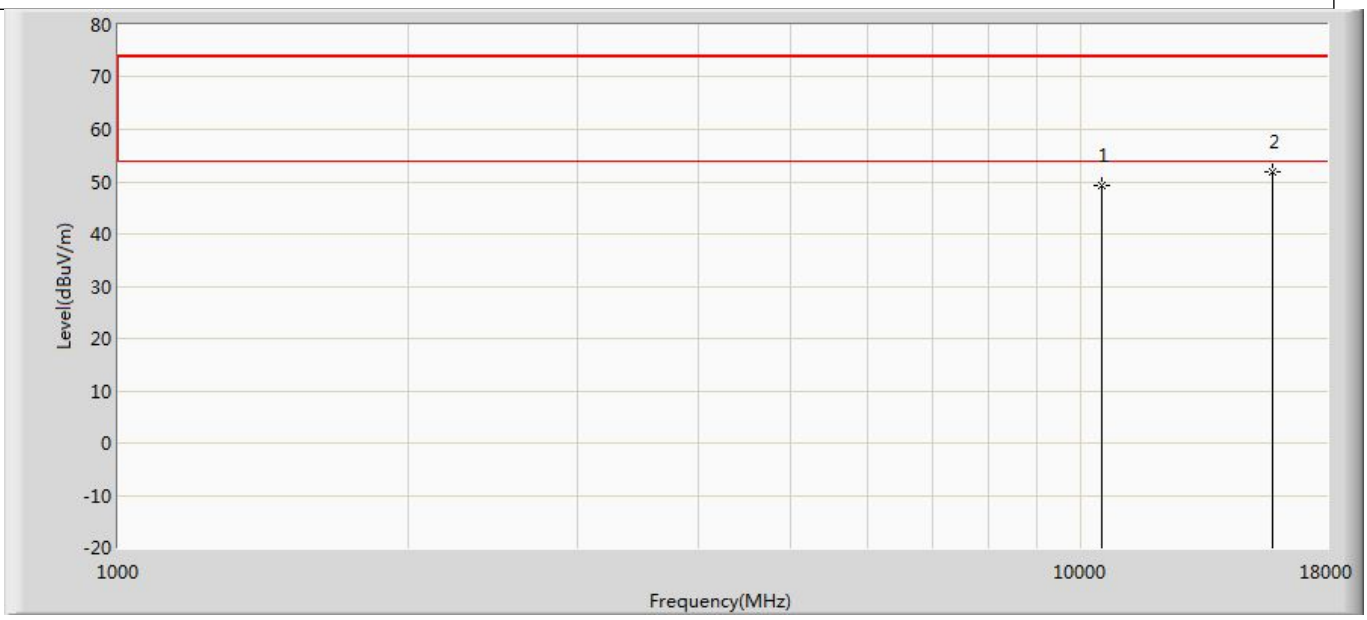

No	Mark	Frequency (MHz)	Measure Level (dBuV/m)	Reading Level (dBuV)	Over Limit (dB)	Limit (dBuV/m)	Factor (dB)	Type
1		10520.000	49.231	52.470	-24.769	74.000	-3.239	PK
2	*	15780.000	51.881	50.623	-22.119	74.000	1.257	PK

Profile: 23B0641R	Page No.: 33
Engineer:Pengcheng Yang	
Site: AC5	Time: 2023/12/08 - 06:05
Limit: FCC_Part15.209_RE(3m)	Margin: 0
Probe: Horn_3117_00167055(1-18GHz)	Polarity: Horizontal
EUT: SKI.WB663U.2	Power: 3.3Vdc
Note: Mode 1：Transmit at 5300MHz by 802.11a with Ant2	

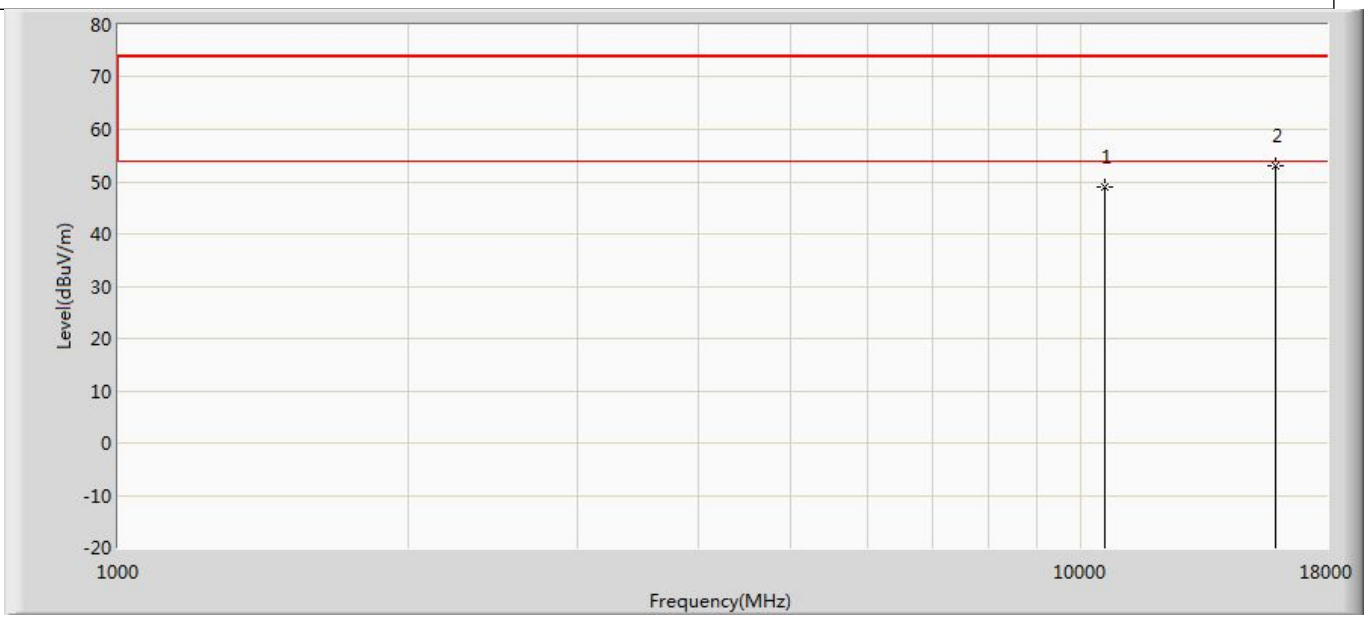

No	Mark	Frequency (MHz)	Measure Level (dBuV/m)	Reading Level (dBuV)	Over Limit (dB)	Limit (dBuV/m)	Factor (dB)	Type
1		10600.000	49.027	51.729	-24.973	74.000	-2.702	PK
2	*	15900.000	52.993	50.926	-21.007	74.000	2.067	PK

Profile: 23B0641R	Page No.: 34
Engineer:Pengcheng Yang	
Site: AC5	Time: 2023/12/08 - 06:05
Limit: FCC_Part15.209_RE(3m)	Margin: 0
Probe: Horn_3117_00167055(1-18GHz)	Polarity: Vertical
EUT: SKI.WB663U.2	Power: 3.3Vdc
Note: Mode 1：Transmit at 5300MHz by 802.11a with Ant2	

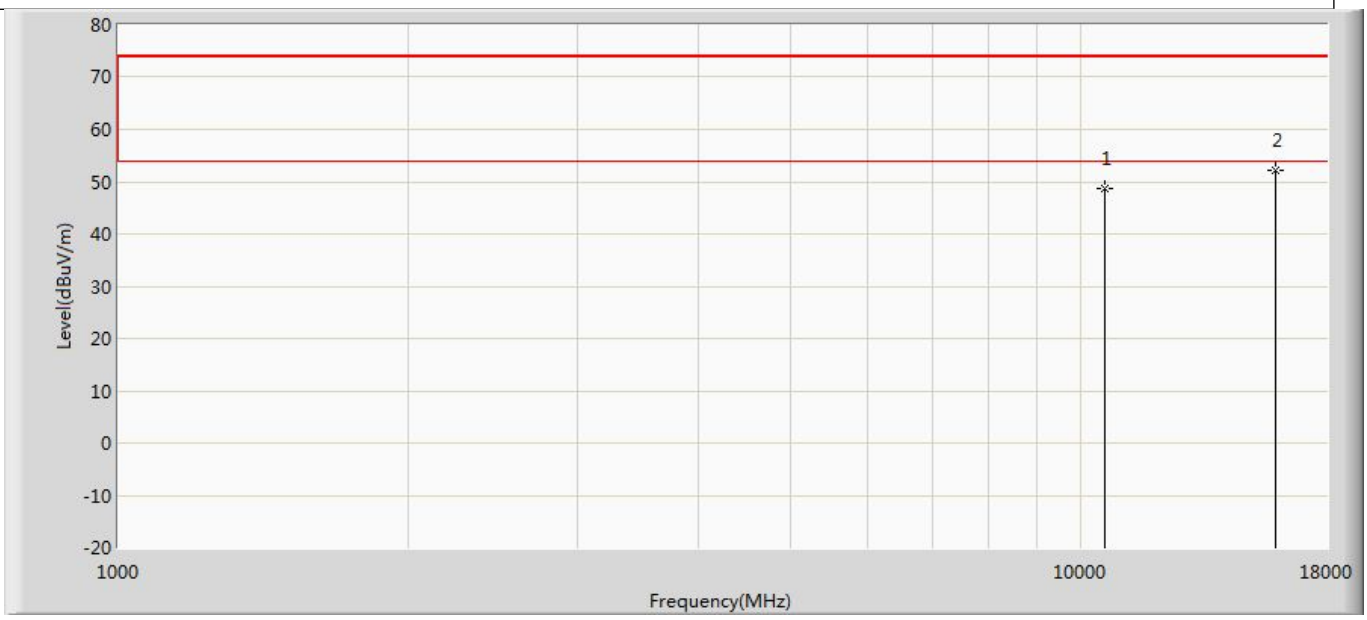

No	Mark	Frequency (MHz)	Measure Level (dBuV/m)	Reading Level (dBuV)	Over Limit (dB)	Limit (dBuV/m)	Factor (dB)	Type
1		10600.000	48.640	51.342	-25.360	74.000	-2.702	PK
2	*	15900.000	52.279	50.212	-21.721	74.000	2.067	PK

Profile: 23B0641R	Page No.: 35
Engineer:Pengcheng Yang	
Site: AC5	Time: 2023/12/08 - 06:05
Limit: FCC_Part15.209_RE(3m)	Margin: 0
Probe: Horn_3117_00167055(1-18GHz)	Polarity: Horizontal
EUT: SKI.WB663U.2	Power: 3.3Vdc
Note: Mode 1：Transmit at 5320MHz by 802.11a with Ant2	

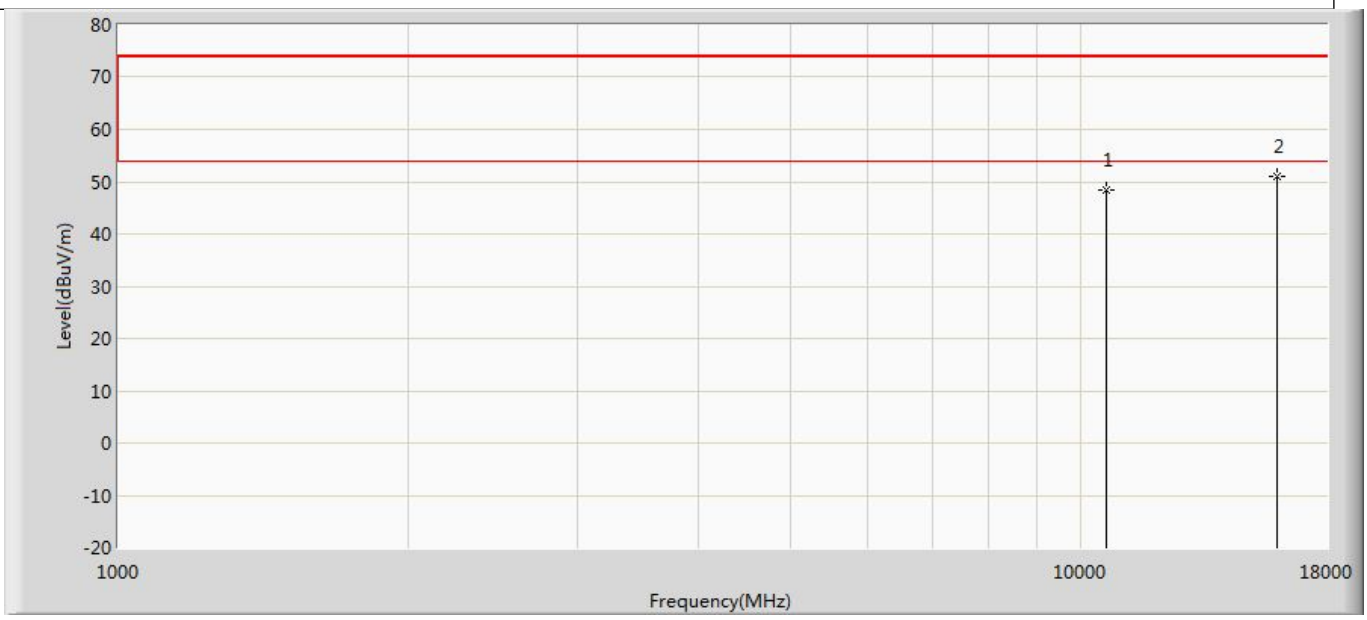

No	Mark	Frequency (MHz)	Measure Level (dBuV/m)	Reading Level (dBuV)	Over Limit (dB)	Limit (dBuV/m)	Factor (dB)	Type
1		10640.000	48.397	51.761	-25.603	74.000	-3.364	PK
2	*	15960.000	51.065	49.932	-22.935	74.000	1.133	PK

Profile: 23B0641R	Page No.: 36
Engineer:Pengcheng Yang	
Site: AC5	Time: 2023/12/08 - 06:06
Limit: FCC_Part15.209_RE(3m)	Margin: 0
Probe: Horn_3117_00167055(1-18GHz)	Polarity: Vertical
EUT: SKI.WB663U.2	Power: 3.3Vdc
Note: Mode 1：Transmit at 5320MHz by 802.11a with Ant2	

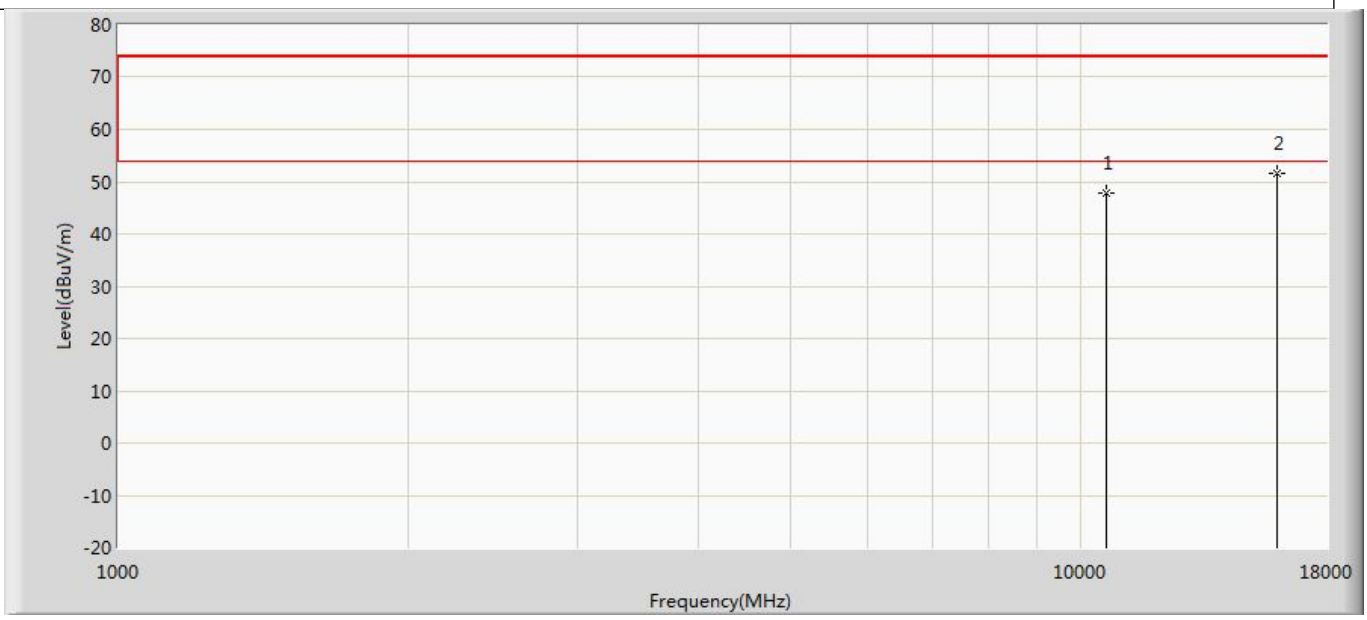

No	Mark	Frequency (MHz)	Measure Level (dBuV/m)	Reading Level (dBuV)	Over Limit (dB)	Limit (dBuV/m)	Factor (dB)	Type
1		10640.000	47.835	51.199	-26.165	74.000	-3.364	PK
2	*	15960.000	51.638	50.505	-22.362	74.000	1.133	PK

Profile: 23B0641R	Page No.: 37
Engineer:Pengcheng Yang	
Site: AC5	Time: 2023/12/08 - 06:06
Limit: FCC_Part15.209_RE(3m)	Margin: 0
Probe: Horn_3117_00167055(1-18GHz)	Polarity: Horizontal
EUT: SKI.WB663U.2	Power: 3.3Vdc
Note: Mode 1：Transmit at 5500MHz by 802.11a with Ant1	

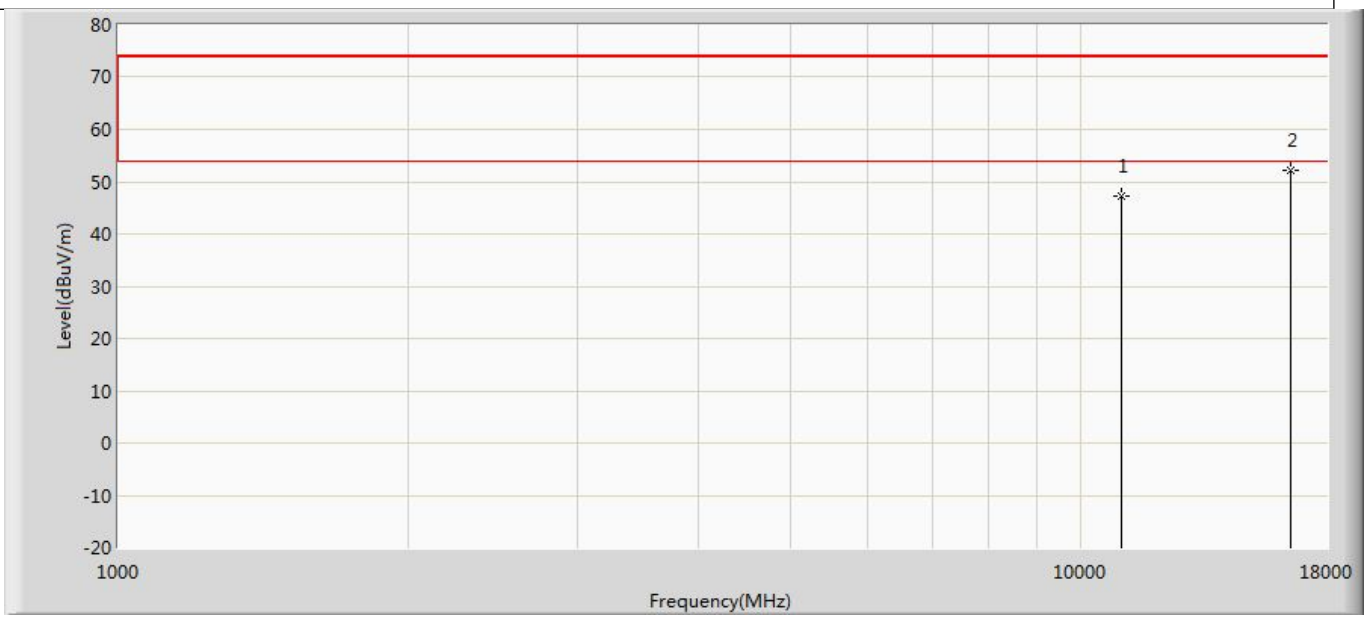

No	Mark	Frequency (MHz)	Measure Level (dBuV/m)	Reading Level (dBuV)	Over Limit (dB)	Limit (dBuV/m)	Factor (dB)	Type
1		11000.000	47.229	49.117	-26.771	74.000	-1.888	PK
2	*	16500.000	52.126	47.193	-21.874	74.000	4.933	PK

Profile: 23B0641R	Page No.: 38
Engineer:Pengcheng Yang	
Site: AC5	Time: 2023/12/08 - 06:06
Limit: FCC_Part15.209_RE(3m)	Margin: 0
Probe: Horn_3117_00167055(1-18GHz)	Polarity: Vertical
EUT: SKI.WB663U.2	Power: 3.3Vdc
Note: Mode 1：Transmit at 5500MHz by 802.11a with Ant2	

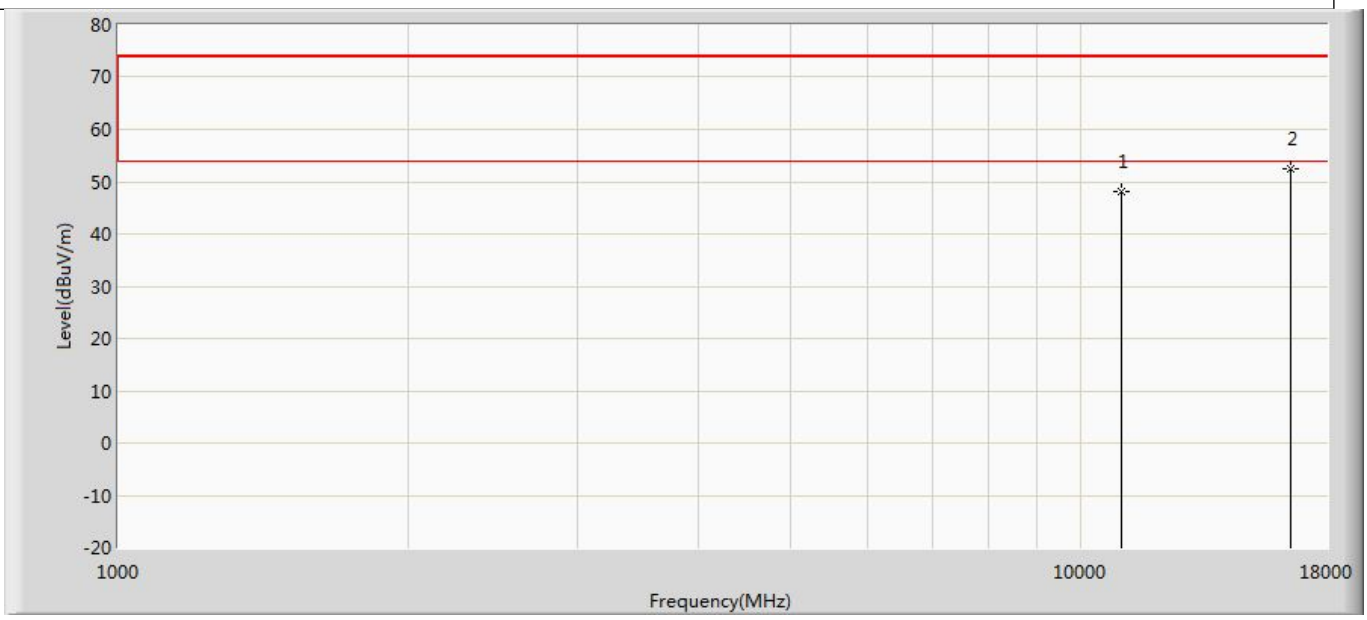

No	Mark	Frequency (MHz)	Measure Level (dBuV/m)	Reading Level (dBuV)	Over Limit (dB)	Limit (dBuV/m)	Factor (dB)	Type
1		11000.000	48.220	50.108	-25.780	74.000	-1.888	PK
2	*	16500.000	52.544	47.611	-21.456	74.000	4.933	PK

Profile: 23B0641R	Page No.: 39
Engineer:Pengcheng Yang	
Site: AC5	Time: 2023/12/08 - 06:06
Limit: FCC_Part15.209_RE(3m)	Margin: 0
Probe: Horn_3117_00167055(1-18GHz)	Polarity: Horizontal
EUT: SKI.WB663U.2	Power: 3.3Vdc
Note: Mode 1：Transmit at 5580MHz by 802.11a with Ant2	

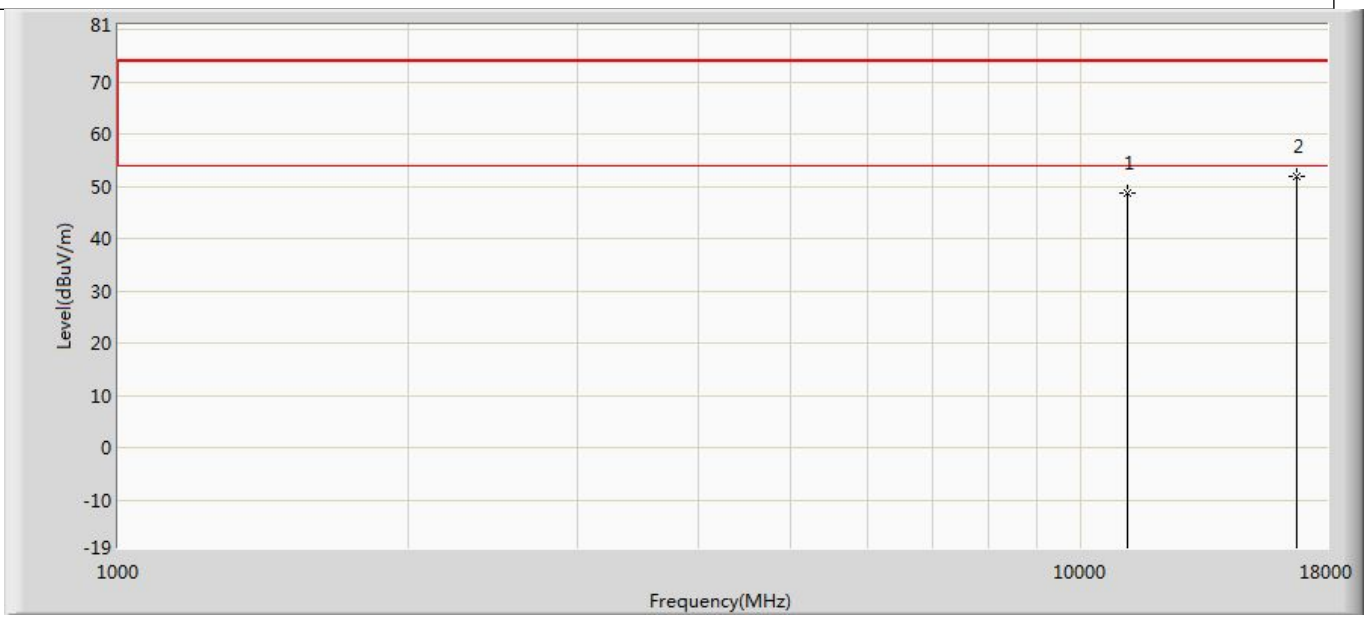

No	Mark	Frequency (MHz)	Measure Level (dBuV/m)	Reading Level (dBuV)	Over Limit (dB)	Limit (dBuV/m)	Factor (dB)	Type
1		11160.000	48.826	50.011	-25.174	74.000	-1.185	PK
2	*	16740.000	52.079	48.021	-21.921	74.000	4.058	PK

Profile: 23B0641R	Page No.: 40
Engineer:Pengcheng Yang	
Site: AC5	Time: 2023/12/08 - 06:06
Limit: FCC_Part15.209_RE(3m)	Margin: 0
Probe: Horn_3117_00167055(1-18GHz)	Polarity: Vertical
EUT: SKI.WB663U.2	Power: 3.3Vdc
Note: Mode 1：Transmit at 5580MHz by 802.11a with Ant2	

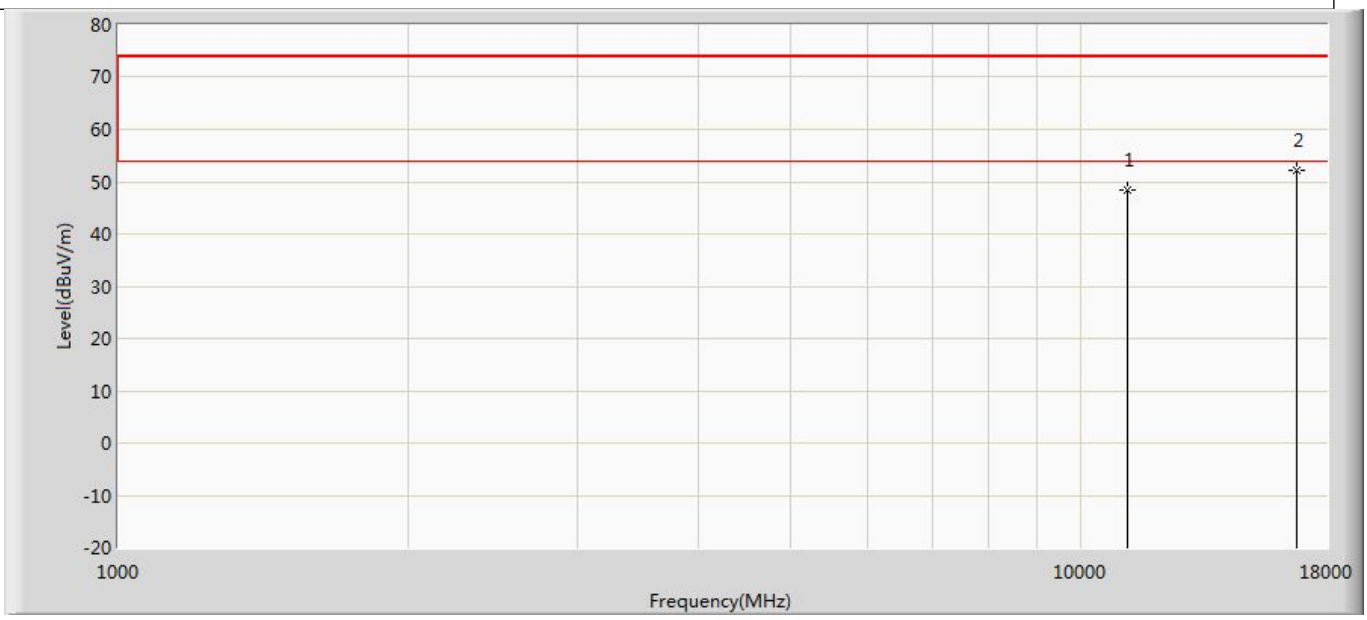

No	Mark	Frequency (MHz)	Measure Level (dBuV/m)	Reading Level (dBuV)	Over Limit (dB)	Limit (dBuV/m)	Factor (dB)	Type
1		11160.000	48.311	49.496	-25.689	74.000	-1.185	PK
2	*	16740.000	52.143	48.085	-21.857	74.000	4.058	PK

Profile: 23B0641R	Page No.: 41
Engineer:Pengcheng Yang	
Site: AC5	Time: 2023/12/08 - 06:06
Limit: FCC_Part15.209_RE(3m)	Margin: 0
Probe: Horn_3117_00167055(1-18GHz)	Polarity: Vertical
EUT: SKI.WB663U.2	Power: 3.3Vdc
Note: Mode 1：Transmit at 5700MHz by 802.11a with Ant2	

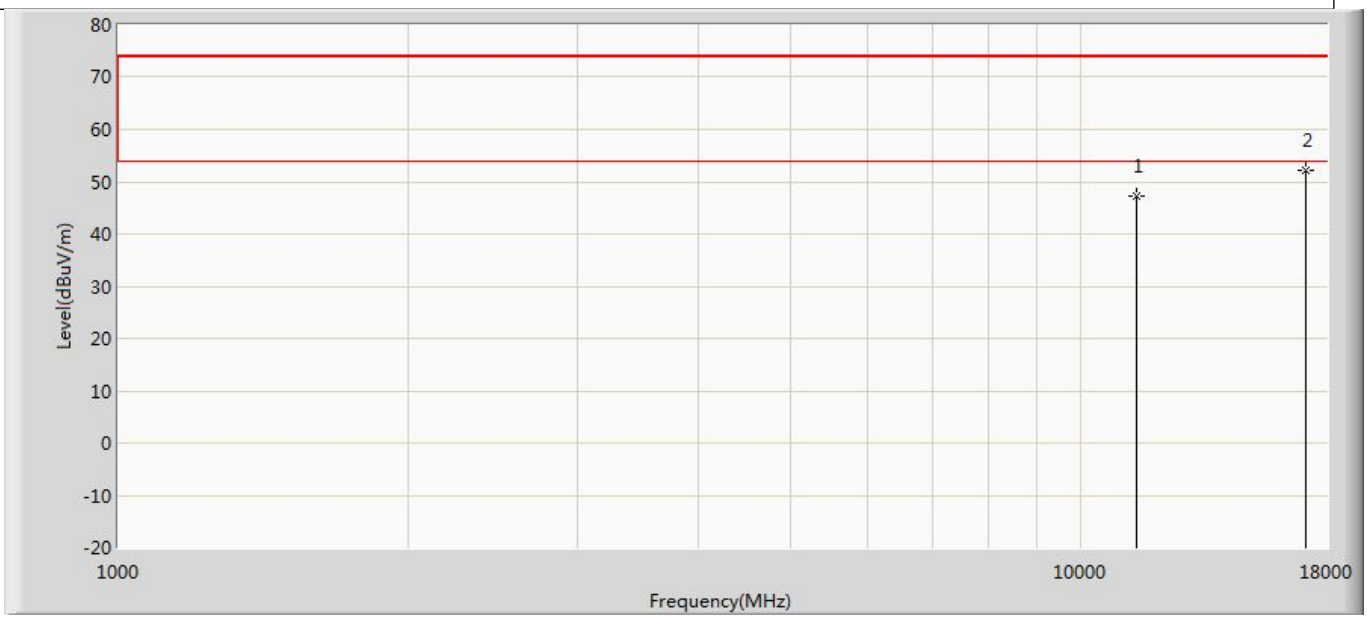

No	Mark	Frequency (MHz)	Measure Level (dBuV/m)	Reading Level (dBuV)	Over Limit (dB)	Limit (dBuV/m)	Factor (dB)	Type
1		11400.000	47.269	48.311	-26.731	74.000	-1.042	PK
2	*	17100.000	52.169	47.382	-21.831	74.000	4.787	PK

Profile: 23B0641R	Page No.: 42
Engineer:Pengcheng Yang	
Site: AC5	Time: 2023/12/08 - 06:06
Limit: FCC_Part15.209_RE(3m)	Margin: 0
Probe: Horn_3117_00167055(1-18GHz)	Polarity: Vertical
EUT: SKI.WB663U.2	Power: 3.3Vdc
Note: Mode 1：Transmit at 5700MHz by 802.11a with Ant2	

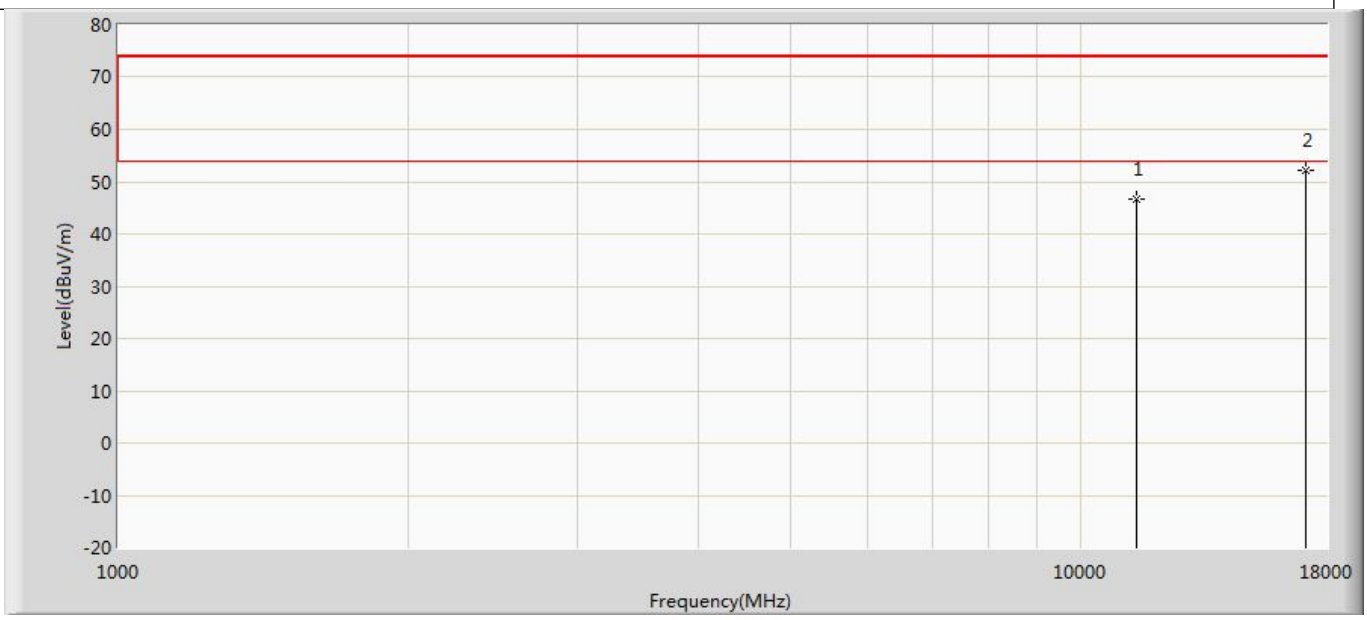

No	Mark	Frequency (MHz)	Measure Level (dBuV/m)	Reading Level (dBuV)	Over Limit (dB)	Limit (dBuV/m)	Factor (dB)	Type
1		11400.000	46.530	47.572	-27.470	74.000	-1.042	PK
2	*	17100.000	52.242	47.455	-21.758	74.000	4.787	PK

Profile: 23B0641R	Page No.: 43
Engineer:Pengcheng Yang	
Site: AC5	Time: 2023/12/08 - 06:06
Limit: FCC_Part15.209_RE(3m)	Margin: 0
Probe: Horn_3117_00167055(1-18GHz)	Polarity: Horizontal
EUT: SKI.WB663U.2	Power: 3.3Vdc
Note: Mode 1：Transmit at 5745MHz by 802.11a with Ant2	

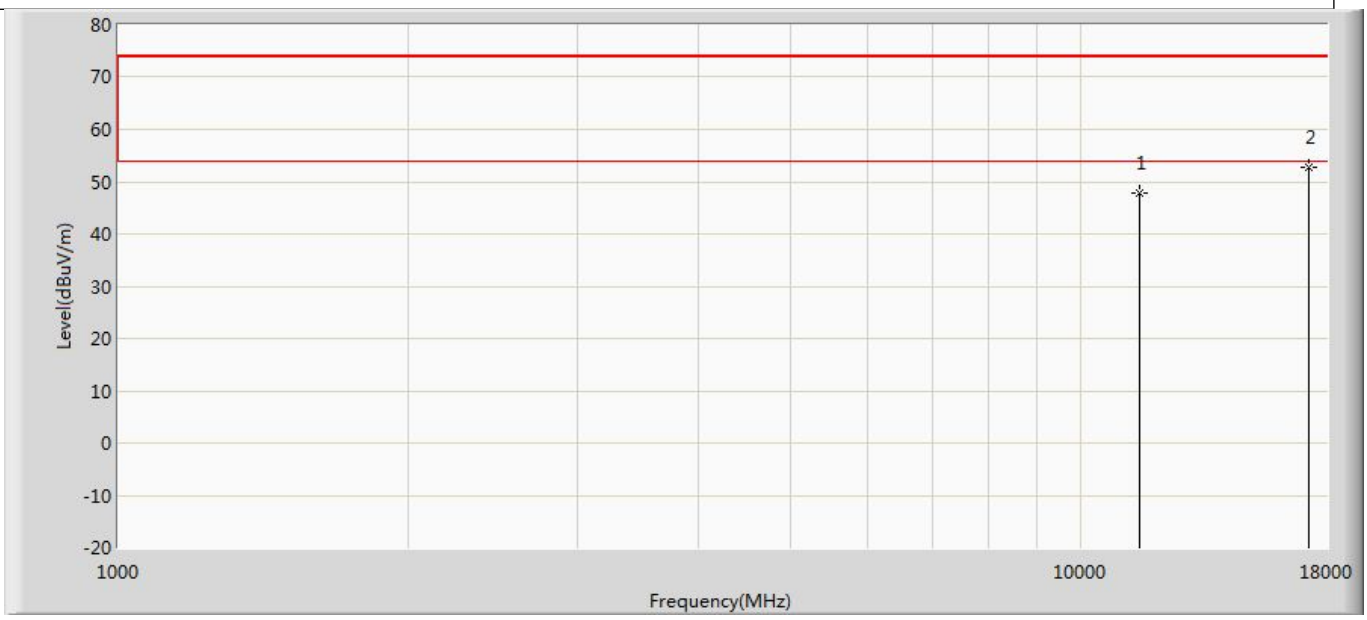

No	Mark	Frequency (MHz)	Measure Level (dBuV/m)	Reading Level (dBuV)	Over Limit (dB)	Limit (dBuV/m)	Factor (dB)	Type
1		11490.000	47.922	48.446	-26.078	74.000	-0.524	PK
2	*	17235.000	52.616	47.179	-21.384	74.000	5.437	PK

Profile: 23B0641R	Page No.: 44
Engineer:Pengcheng Yang	
Site: AC5	Time: 2023/12/08 - 06:06
Limit: FCC_Part15.209_RE(3m)	Margin: 0
Probe: Horn_3117_00167055(1-18GHz)	Polarity: Vertical
EUT: SKI.WB663U.2	Power: 3.3Vdc
Note: Mode 1：Transmit at 5745MHz by 802.11a with Ant2	

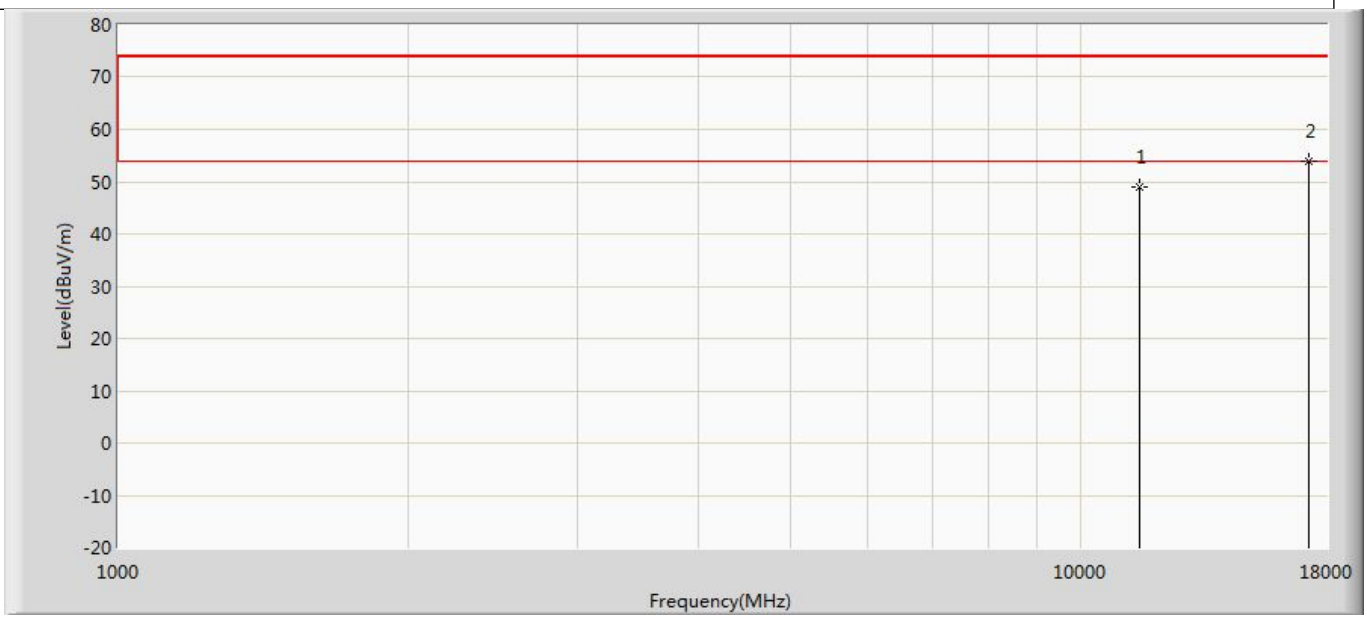

No	Mark	Frequency (MHz)	Measure Level (dBuV/m)	Reading Level (dBuV)	Over Limit (dB)	Limit (dBuV/m)	Factor (dB)	Type
1		11490.000	49.023	49.547	-24.977	74.000	-0.524	PK
2	*	17235.000	53.871	48.434	-20.129	74.000	5.437	PK

Profile: 23B0641R	Page No.: 45
Engineer:Pengcheng Yang	
Site: AC5	Time: 2023/12/08 - 06:06
Limit: FCC_Part15.209_RE(3m)	Margin: 0
Probe: Horn_3117_00167055(1-18GHz)	Polarity: Horizontal
EUT: SKI.WB663U.2	Power: 3.3Vdc
Note: Mode 1：Transmit at 5785MHz by 802.11a with Ant2	

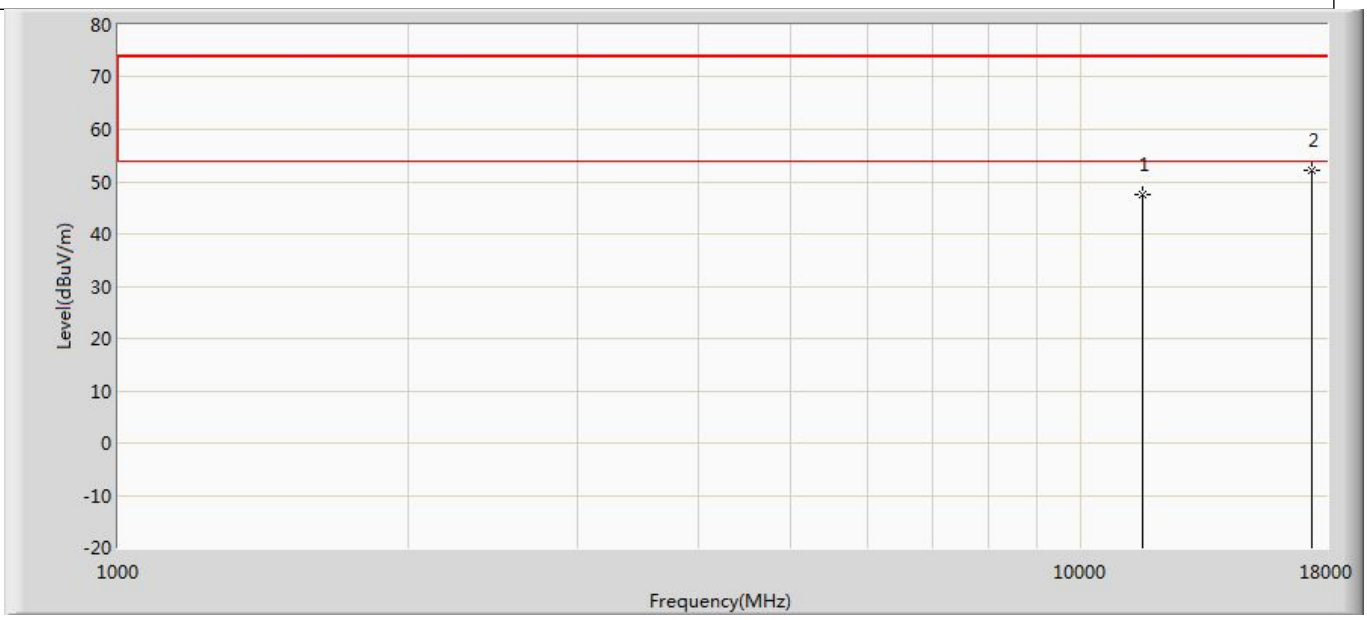

No	Mark	Frequency (MHz)	Measure Level (dBuV/m)	Reading Level (dBuV)	Over Limit (dB)	Limit (dBuV/m)	Factor (dB)	Type
1		11570.000	47.476	48.665	-26.524	74.000	-1.189	PK
2	*	17355.000	52.249	47.787	-21.751	74.000	4.461	PK

Profile: 23B0641R	Page No.: 46
Engineer:Pengcheng Yang	
Site: AC5	Time: 2023/12/08 - 06:06
Limit: FCC_Part15.209_RE(3m)	Margin: 0
Probe: Horn_3117_00167055(1-18GHz)	Polarity: Vertical
EUT: SKI.WB663U.2	Power: 3.3Vdc
Note: Mode 1：Transmit at 5785MHz by 802.11a with Ant2	

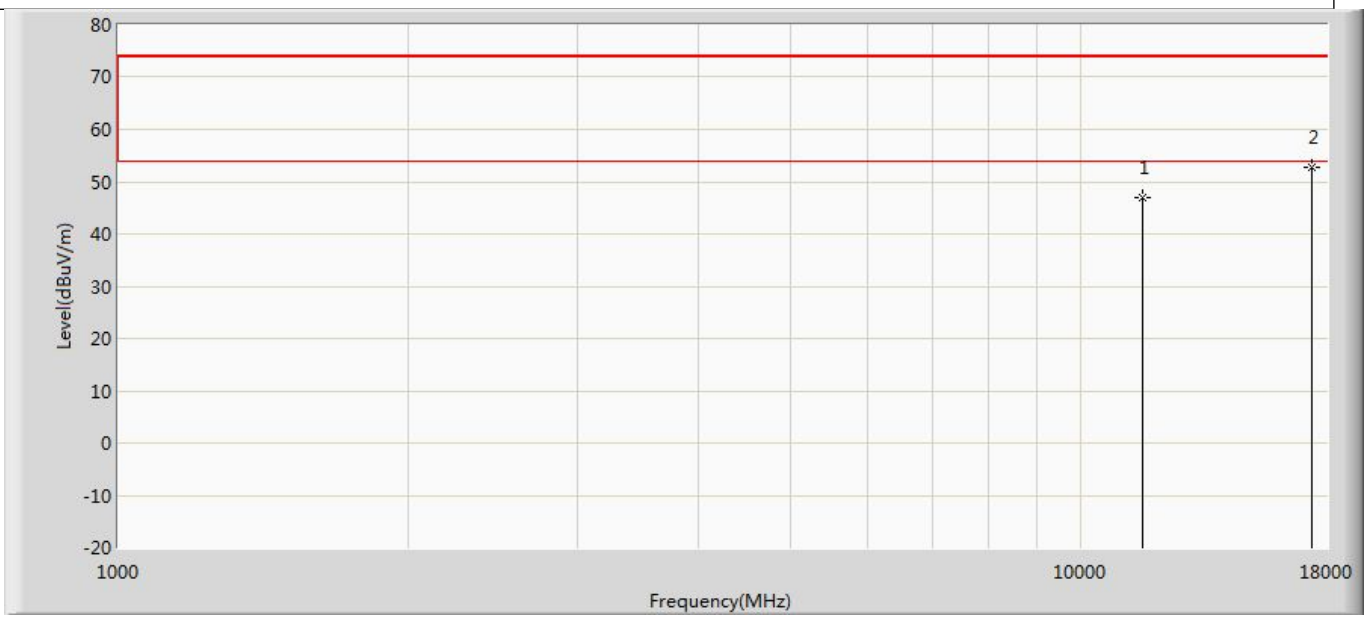

No	Mark	Frequency (MHz)	Measure Level (dBuV/m)	Reading Level (dBuV)	Over Limit (dB)	Limit (dBuV/m)	Factor (dB)	Type
1		11570.000	46.912	48.101	-27.088	74.000	-1.189	PK
2	*	17355.000	52.744	48.282	-21.256	74.000	4.461	PK

Profile: 23B0641R	Page No.: 47
Engineer:Pengcheng Yang	
Site: AC5	Time: 2023/12/08 - 06:06
Limit: FCC_Part15.209_RE(3m)	Margin: 0
Probe: Horn_3117_00167055(1-18GHz)	Polarity: Horizontal
EUT: SKI.WB663U.2	Power: 3.3Vdc
Note: Mode 1：Transmit at 5825MHz by 802.11a with Ant2	

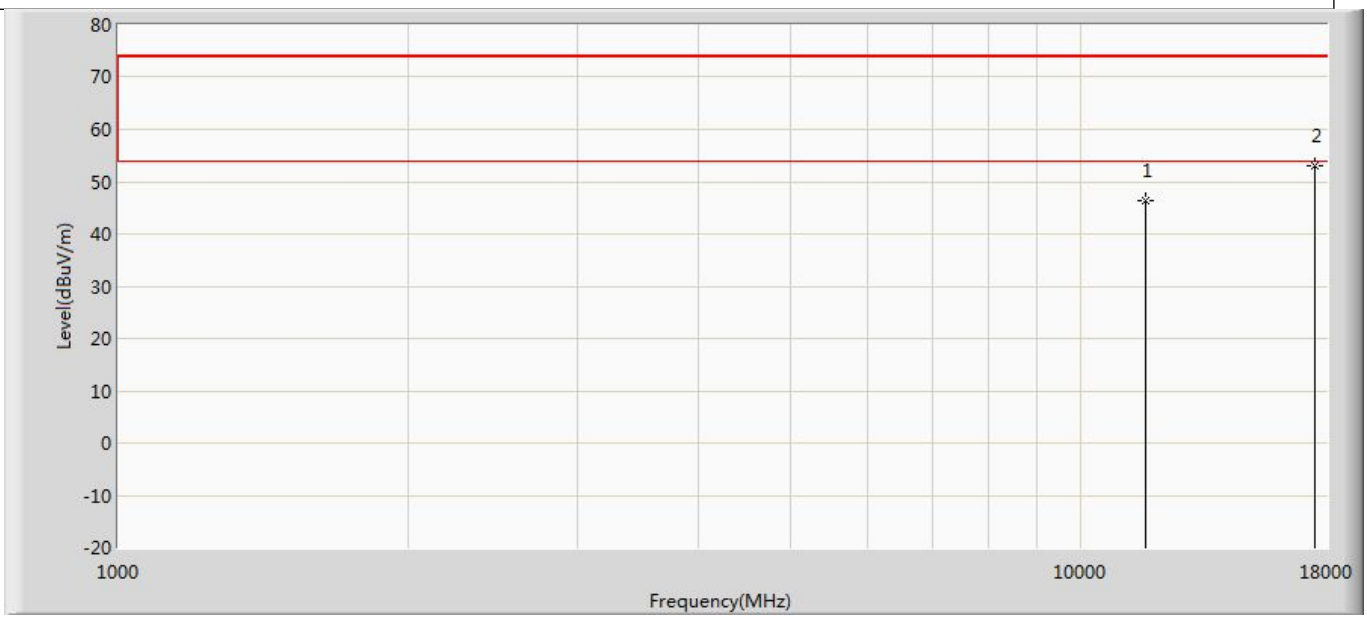

No	Mark	Frequency (MHz)	Measure Level (dBuV/m)	Reading Level (dBuV)	Over Limit (dB)	Limit (dBuV/m)	Factor (dB)	Type
1		11650.000	46.433	48.109	-27.567	74.000	-1.676	PK
2	*	17475.000	53.128	48.934	-20.872	74.000	4.195	PK

Profile: 23B0641R	Page No.: 48
Engineer:Pengcheng Yang	
Site: AC5	Time: 2023/12/08 - 06:07
Limit: FCC_Part15.209_RE(3m)	Margin: 0
Probe: Horn_3117_00167055(1-18GHz)	Polarity: Vertical
EUT: SKI.WB663U.2	Power: 3.3Vdc
Note: Mode 1：Transmit at 5825MHz by 802.11a with Ant2	

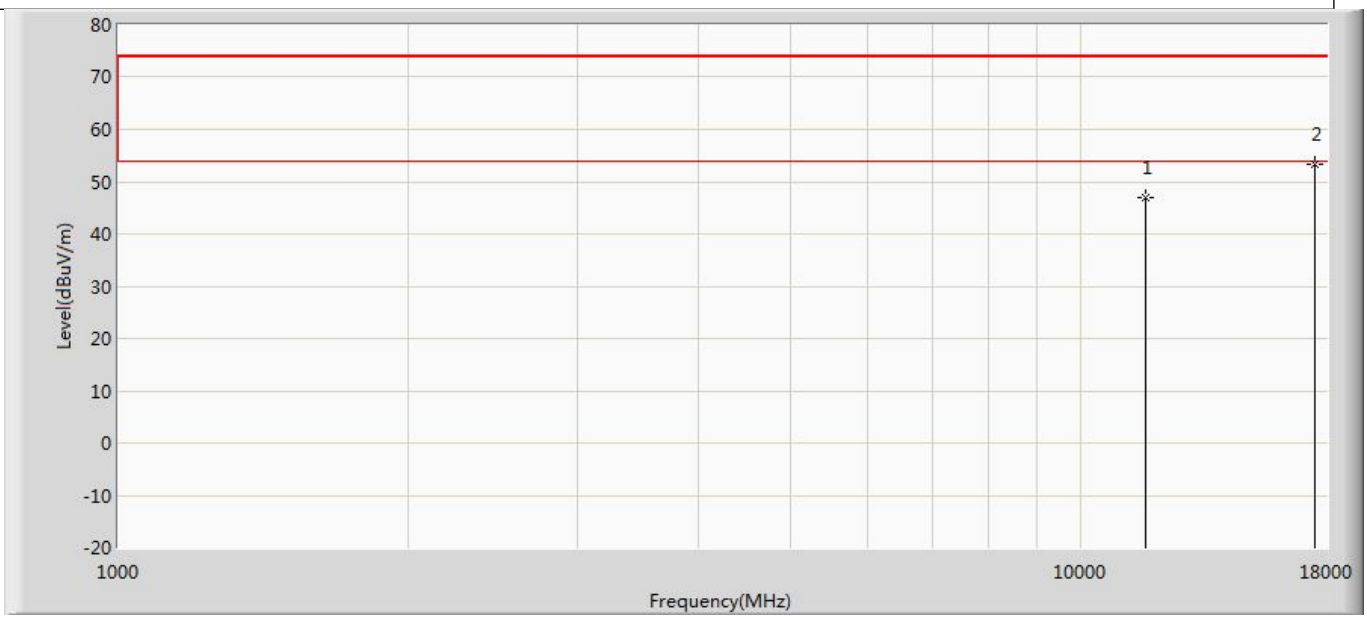

No	Mark	Frequency (MHz)	Measure Level (dBuV/m)	Reading Level (dBuV)	Over Limit (dB)	Limit (dBuV/m)	Factor (dB)	Type
1		11650.000	47.038	48.714	-26.962	74.000	-1.676	PK
2	*	17475.000	53.437	49.243	-20.563	74.000	4.195	PK

Profile: 23B0641R	Page No.: 93
Engineer:Pengcheng Yang	
Site: AC5	Time: 2023/12/06 - 05:05
Limit: FCC_Part15.209_RE(3m)	Margin: 0
Probe: Horn_3117_00167055(1-18GHz)	Polarity: Horizontal
EUT: SKI.WB663U.2	Power: 3.3Vdc
Note: Mode 2：Transmit at 5180MHz by 802.11n(20MHz) with Ant1+2	

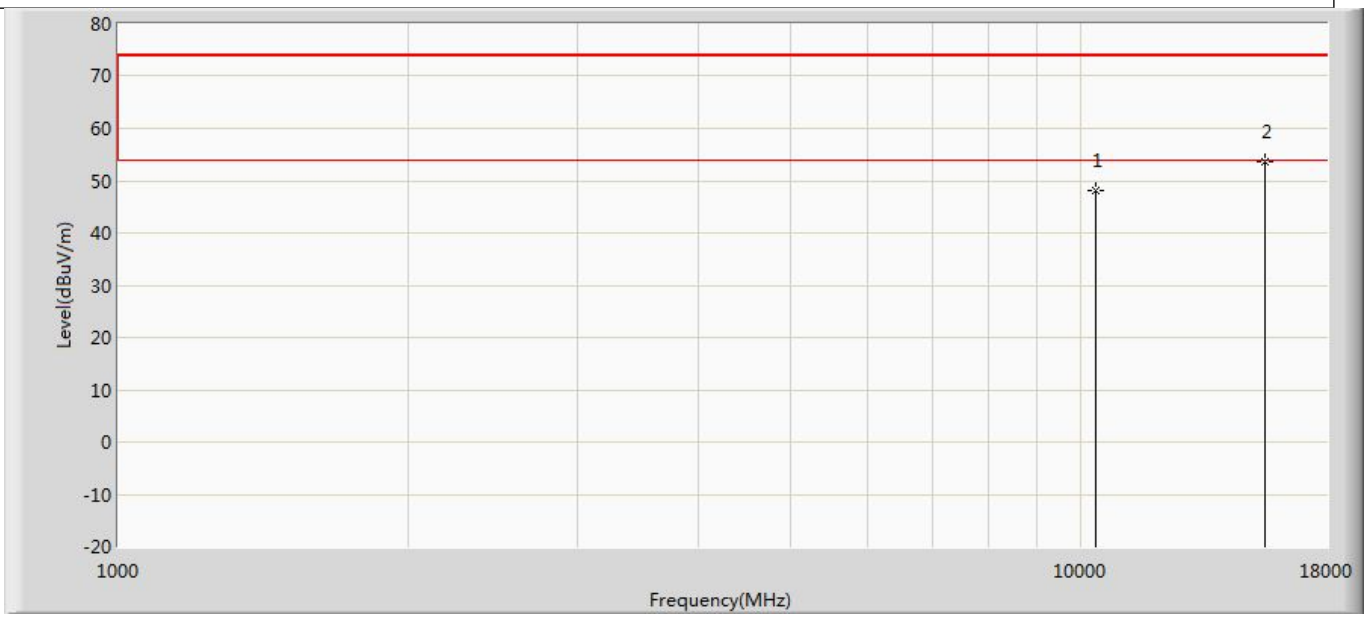

No	Mark	Frequency (MHz)	Measure Level (dBuV/m)	Reading Level (dBuV)	Over Limit (dB)	Limit (dBuV/m)	Factor (dB)	Type
1		10360.000	48.216	51.622	-25.784	74.000	-3.406	PK
2	*	15540.000	53.479	52.436	-20.521	74.000	1.043	PK

Profile: 23B0641R	Page No.: 94
Engineer:Pengcheng Yang	
Site: AC5	Time: 2023/12/06 - 05:05
Limit: FCC_Part15.209_RE(3m)	Margin: 0
Probe: Horn_3117_00167055(1-18GHz)	Polarity: Vertical
EUT: SKI.WB663U.2	Power: 3.3Vdc
Note: Mode 2：Transmit at 5180MHz by 802.11n(20MHz) with Ant1+2	

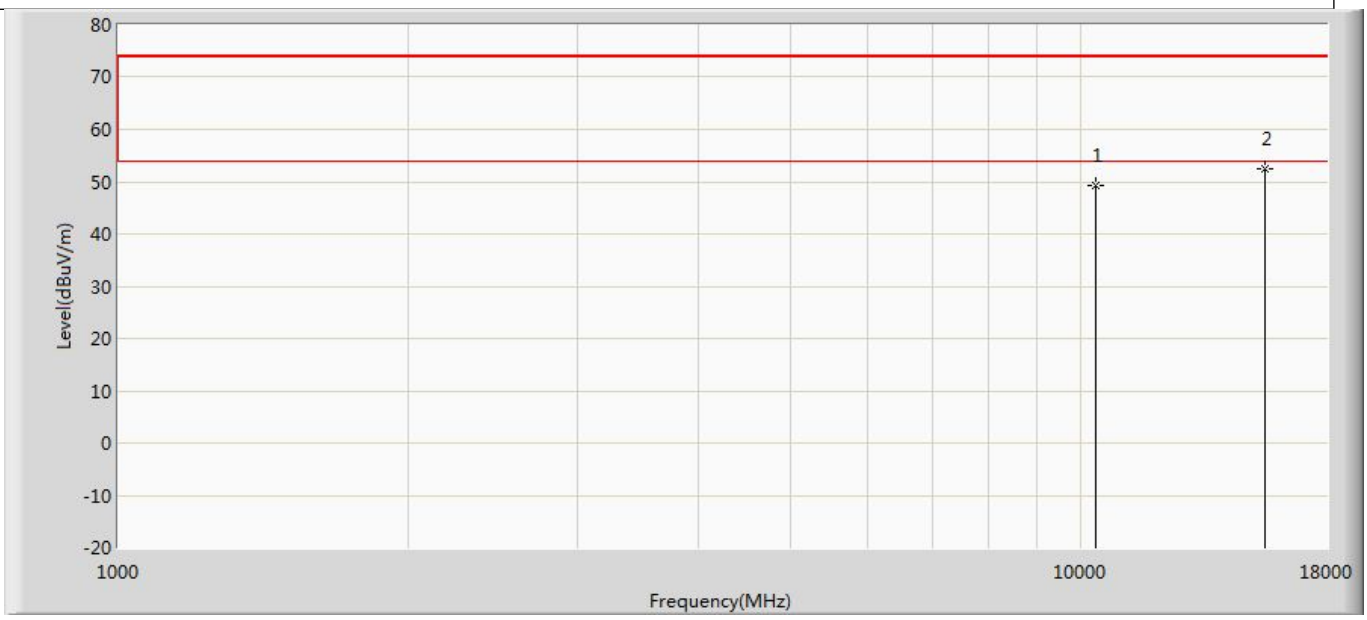

No	Mark	Frequency (MHz)	Measure Level (dBuV/m)	Reading Level (dBuV)	Over Limit (dB)	Limit (dBuV/m)	Factor (dB)	Type
1		10360.000	49.287	52.693	-24.713	74.000	-3.406	PK
2	*	15540.000	52.433	51.390	-21.567	74.000	1.043	PK

Profile: 23B0641R	Page No.: 95
Engineer:Pengcheng Yang	
Site: AC5	Time: 2023/12/06 - 05:05
Limit: FCC_Part15.209_RE(3m)	Margin: 0
Probe: Horn_3117_00167055(1-18GHz)	Polarity: Horizontal
EUT: SKI.WB663U.2	Power: 3.3Vdc
Note: Mode 2：Transmit at 5220MHz by 802.11n(20MHz) with Ant1+2	

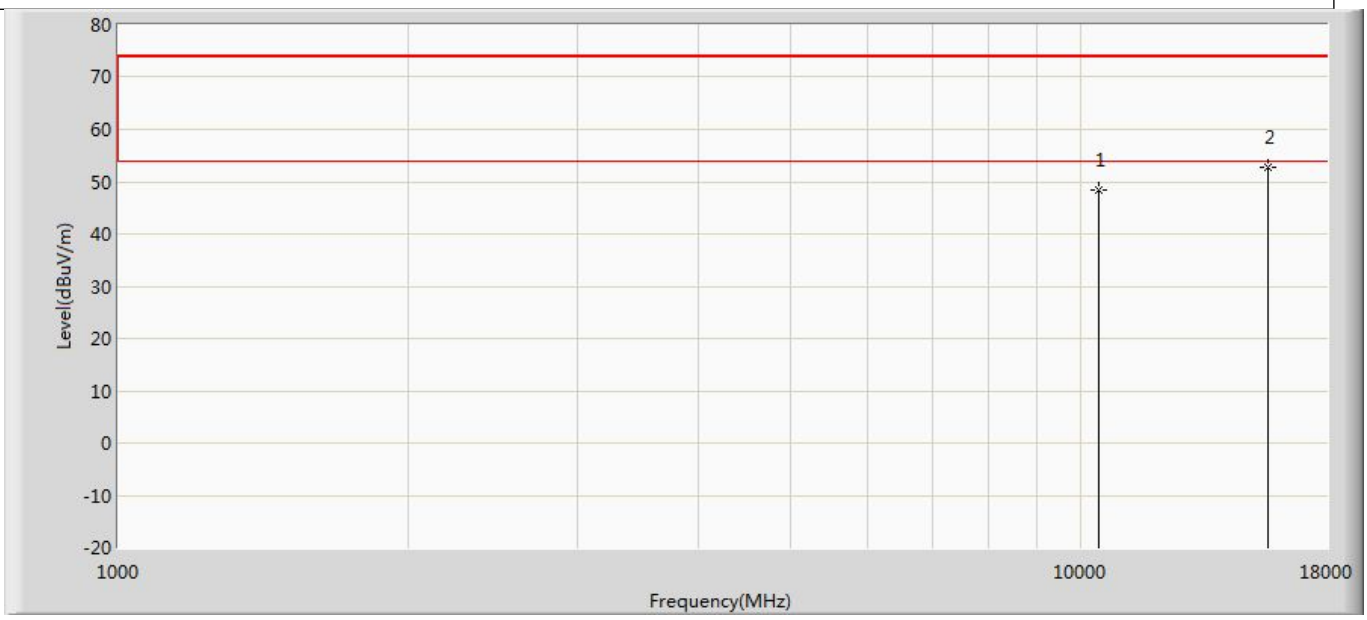

No	Mark	Frequency (MHz)	Measure Level (dBuV/m)	Reading Level (dBuV)	Over Limit (dB)	Limit (dBuV/m)	Factor (dB)	Type
1		10440.000	48.447	51.741	-25.553	74.000	-3.294	PK
2	*	15660.000	52.621	51.610	-21.379	74.000	1.011	PK

Profile: 23B0641R	Page No.: 96
Engineer:Pengcheng Yang	
Site: AC5	Time: 2023/12/06 - 05:06
Limit: FCC_Part15.209_RE(3m)	Margin: 0
Probe: Horn_3117_00167055(1-18GHz)	Polarity: Vertical
EUT: SKI.WB663U.2	Power: 3.3Vdc
Note: Mode 2：Transmit at 5220MHz by 802.11n(20MHz) with Ant1+2	

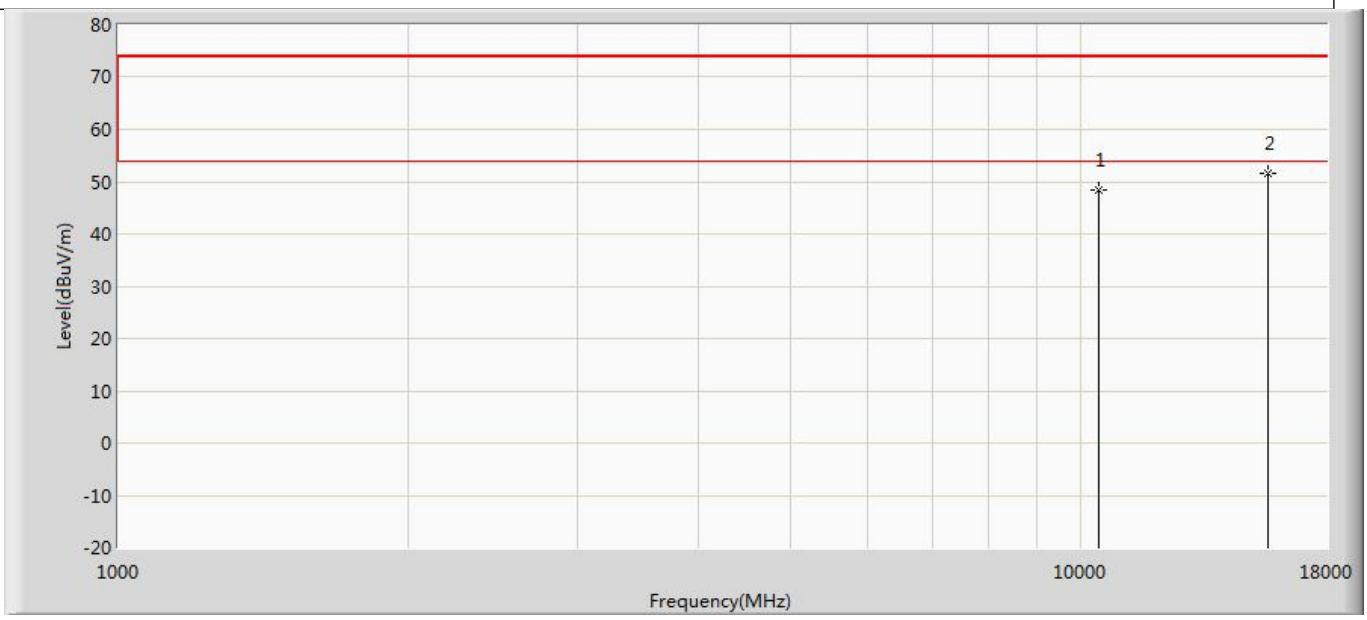

No	Mark	Frequency (MHz)	Measure Level (dBuV/m)	Reading Level (dBuV)	Over Limit (dB)	Limit (dBuV/m)	Factor (dB)	Type
1		10440.000	48.389	51.683	-25.611	74.000	-3.294	PK
2	*	15660.000	51.706	50.695	-22.294	74.000	1.011	PK

Profile: 23B0641R	Page No.: 97
Engineer:Pengcheng Yang	
Site: AC5	Time: 2023/12/06 - 05:06
Limit: FCC_Part15.209_RE(3m)	Margin: 0
Probe: Horn_3117_00167055(1-18GHz)	Polarity: Horizontal
EUT: SKI.WB663U.2	Power: 3.3Vdc
Note: Mode 2：Transmit at 5240MHz by 802.11n(20MHz) with Ant1+2	

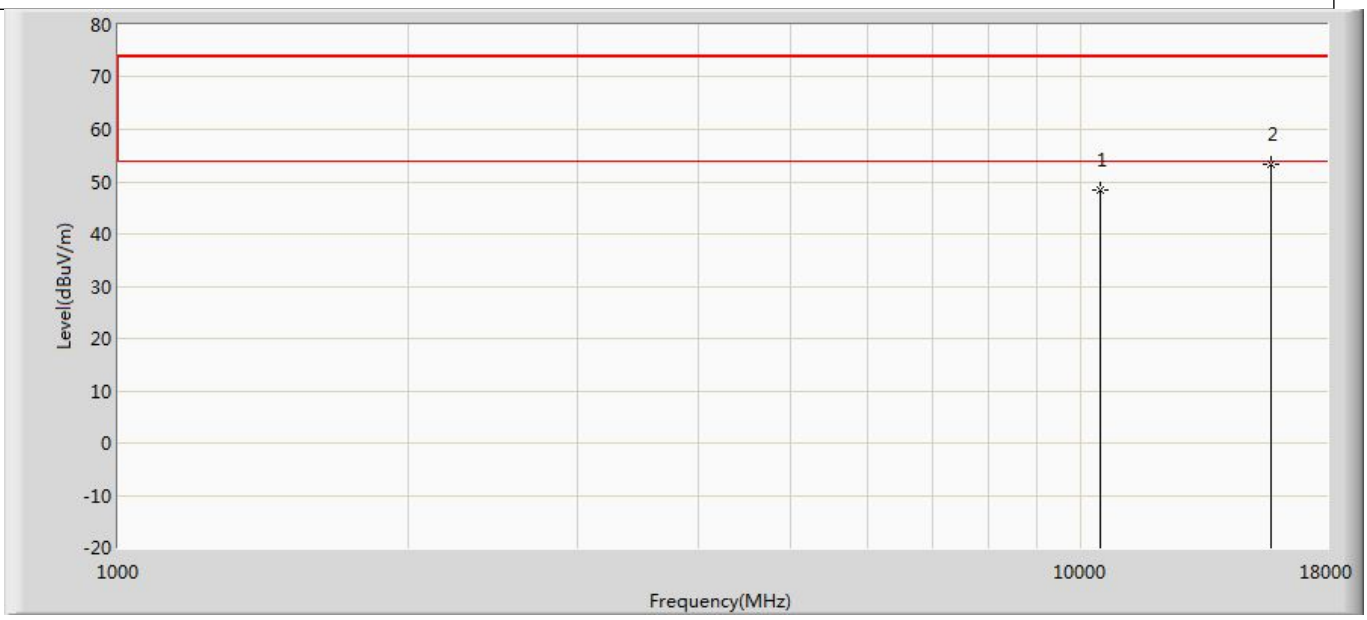

No	Mark	Frequency (MHz)	Measure Level (dBuV/m)	Reading Level (dBuV)	Over Limit (dB)	Limit (dBuV/m)	Factor (dB)	Type
1		10480.000	48.397	51.676	-25.603	74.000	-3.279	PK
2	*	15720.000	53.410	51.890	-20.590	74.000	1.520	PK

Profile: 23B0641R	Page No.: 98
Engineer:Pengcheng Yang	
Site: AC5	Time: 2023/12/06 - 05:06
Limit: FCC_Part15.209_RE(3m)	Margin: 0
Probe: Horn_3117_00167055(1-18GHz)	Polarity: Vertical
EUT: SKI.WB663U.2	Power: 3.3Vdc
Note: Mode 2：Transmit at 5240MHz by 802.11n(20MHz) with Ant1+2	

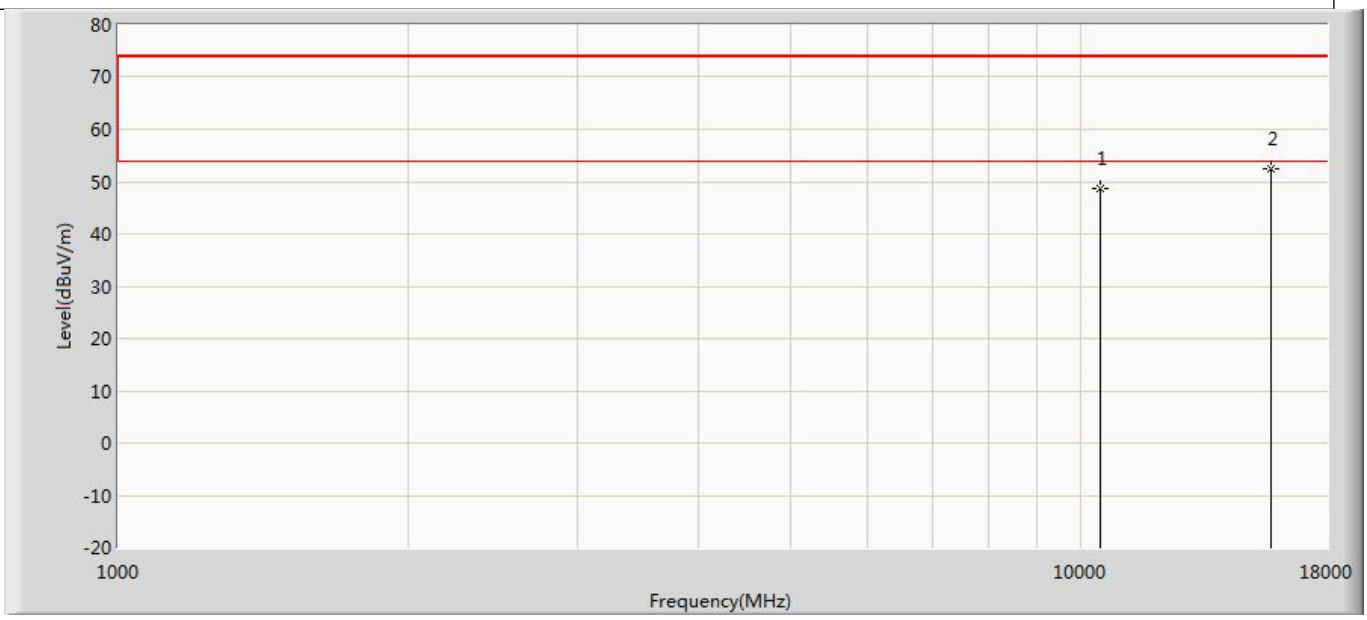

No	Mark	Frequency (MHz)	Measure Level (dBuV/m)	Reading Level (dBuV)	Over Limit (dB)	Limit (dBuV/m)	Factor (dB)	Type
1		10480.000	48.650	51.929	-25.350	74.000	-3.279	PK
2	*	15720.000	52.590	51.070	-21.410	74.000	1.520	PK

Profile: 23B0641R	Page No.: 99
Engineer:Pengcheng Yang	
Site: AC5	Time: 2023/12/06 - 05:06
Limit: FCC_Part15.209_RE(3m)	Margin: 0
Probe: Horn_3117_00167055(1-18GHz)	Polarity: Horizontal
EUT: SKI.WB663U.2	Power: 3.3Vdc
Note: Mode 2：Transmit at 5260MHz by 802.11n(20MHz) with Ant1+2	

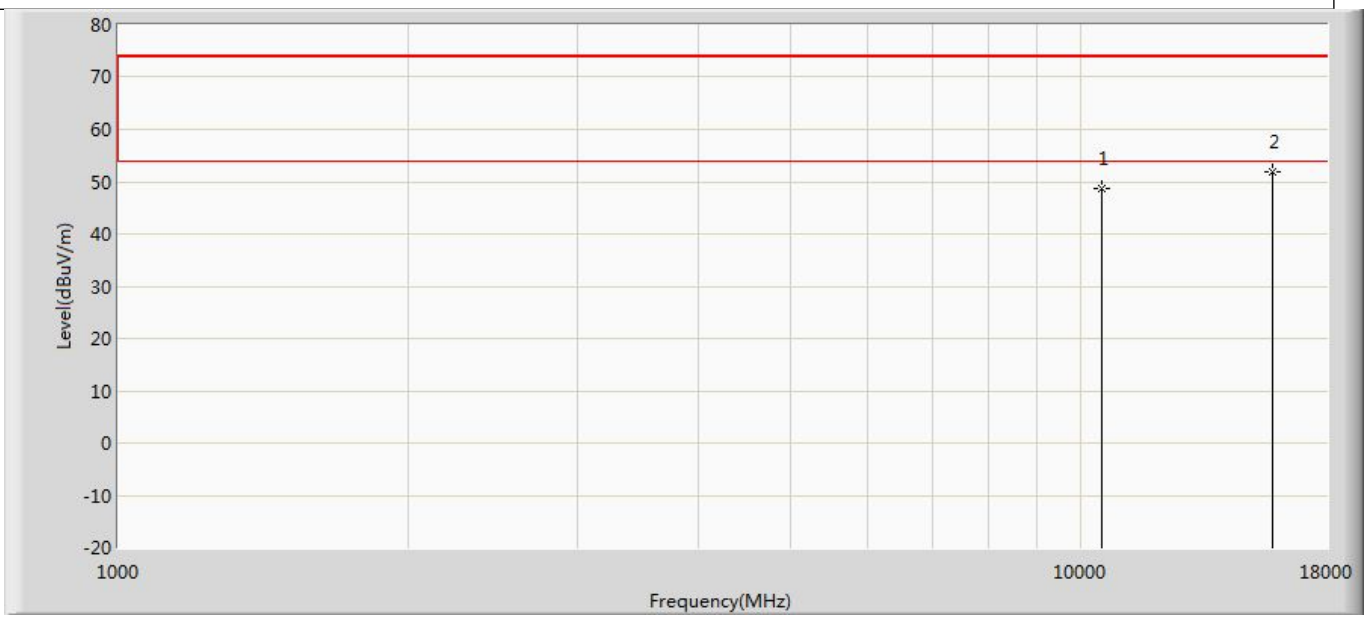

No	Mark	Frequency (MHz)	Measure Level (dBuV/m)	Reading Level (dBuV)	Over Limit (dB)	Limit (dBuV/m)	Factor (dB)	Type
1		10520.000	48.741	51.980	-25.259	74.000	-3.239	PK
2	*	15780.000	52.020	50.762	-21.980	74.000	1.257	PK

Profile: 23B0641R	Page No.: 100
Engineer:Pengcheng Yang	
Site: AC5	Time: 2023/12/06 - 05:06
Limit: FCC_Part15.209_RE(3m)	Margin: 0
Probe: Horn_3117_00167055(1-18GHz)	Polarity: Vertical
EUT: SKI.WB663U.2	Power: 3.3Vdc
Note: Mode 2：Transmit at 5260MHz by 802.11n(20MHz) with Ant1+2	

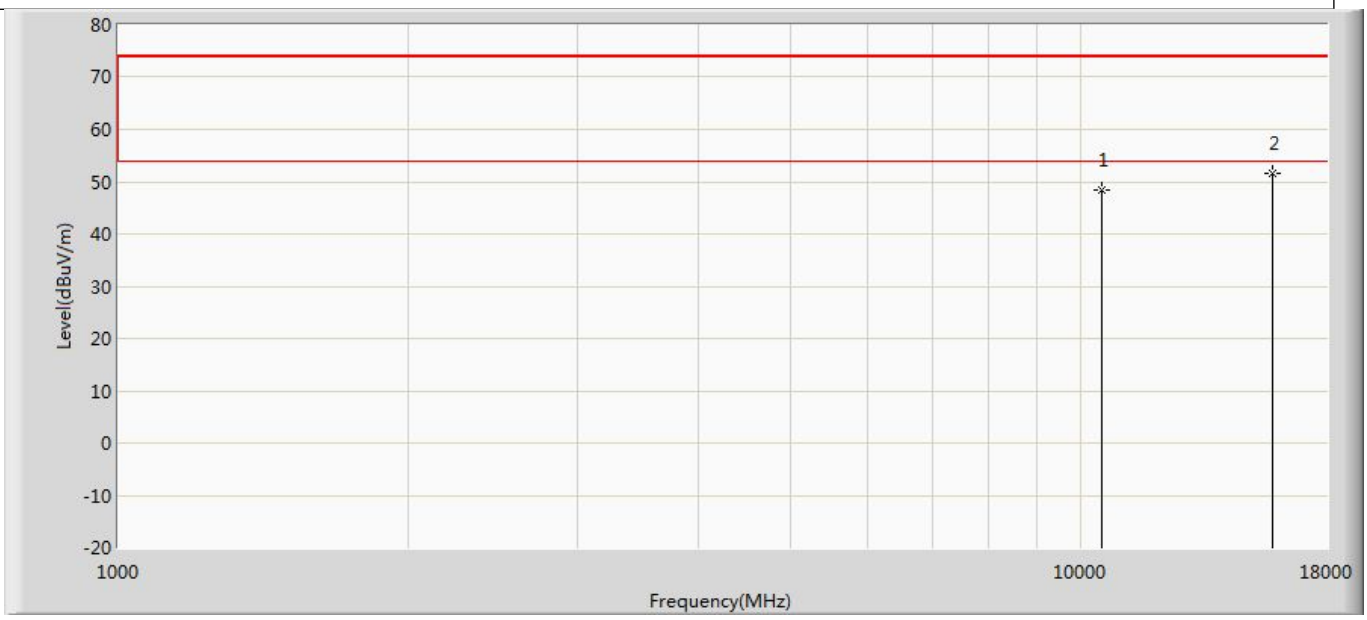

No	Mark	Frequency (MHz)	Measure Level (dBuV/m)	Reading Level (dBuV)	Over Limit (dB)	Limit (dBuV/m)	Factor (dB)	Type
1		10520.000	48.477	51.716	-25.523	74.000	-3.239	PK
2	*	15780.000	51.576	50.318	-22.424	74.000	1.257	PK

Profile: 23B0641R	Page No.: 101
Engineer:Pengcheng Yang	
Site: AC5	Time: 2023/12/06 - 05:06
Limit: FCC_Part15.209_RE(3m)	Margin: 0
Probe: Horn_3117_00167055(1-18GHz)	Polarity: Horizontal
EUT: SKI.WB663U.2	Power: 3.3Vdc
Note: Mode 2：Transmit at 5300MHz by 802.11n(20MHz) with Ant1+2	

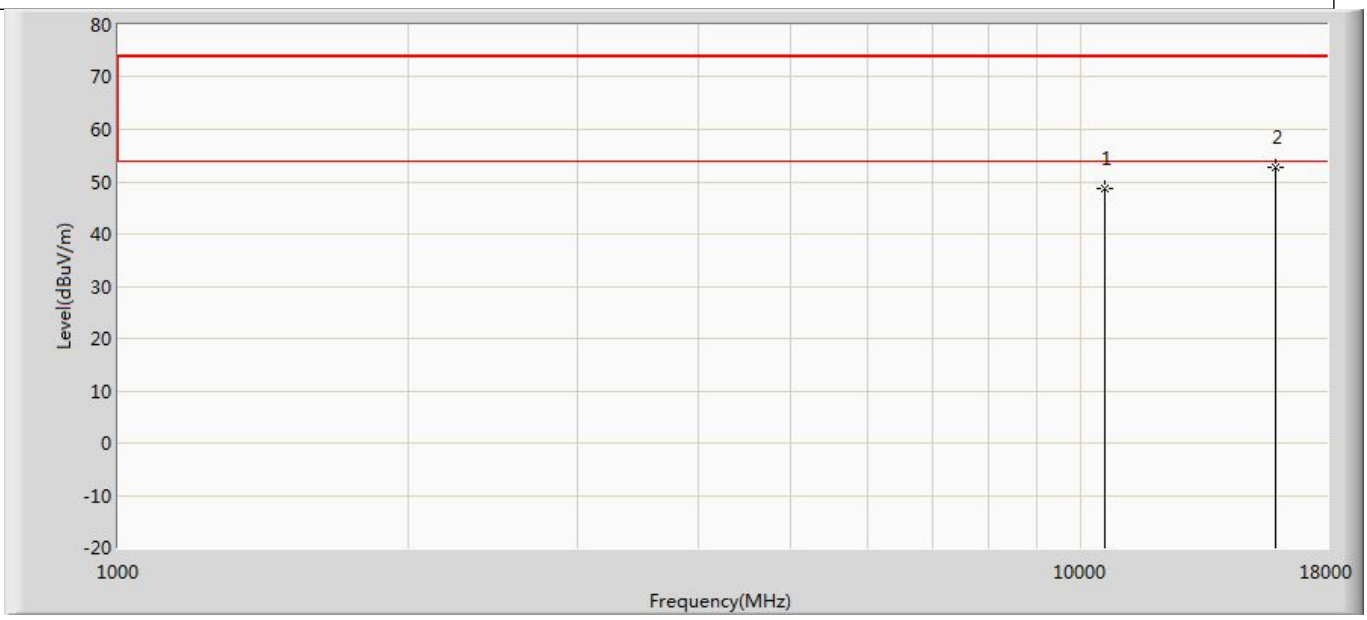

No	Mark	Frequency (MHz)	Measure Level (dBuV/m)	Reading Level (dBuV)	Over Limit (dB)	Limit (dBuV/m)	Factor (dB)	Type
1		10600.000	48.757	51.459	-25.243	74.000	-2.702	PK
2	*	15900.000	52.687	50.620	-21.313	74.000	2.067	PK

Profile: 23B0641R	Page No.: 102
Engineer:Pengcheng Yang	
Site: AC5	Time: 2023/12/06 - 05:06
Limit: FCC_Part15.209_RE(3m)	Margin: 0
Probe: Horn_3117_00167055(1-18GHz)	Polarity: Vertical
EUT: SKI.WB663U.2	Power: 3.3Vdc
Note: Mode 2：Transmit at 5300MHz by 802.11n(20MHz) with Ant1+2	

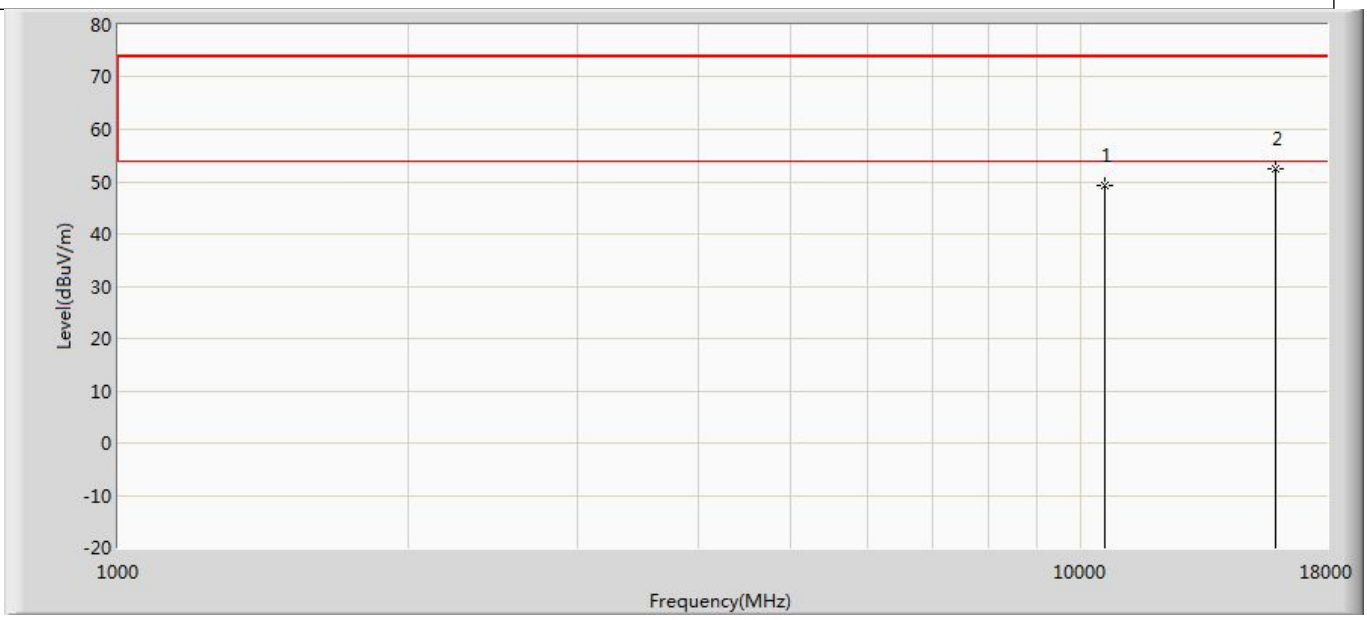

No	Mark	Frequency (MHz)	Measure Level (dBuV/m)	Reading Level (dBuV)	Over Limit (dB)	Limit (dBuV/m)	Factor (dB)	Type
1		10600.000	49.232	51.934	-24.768	74.000	-2.702	PK
2	*	15900.000	52.495	50.428	-21.505	74.000	2.067	PK

Profile: 23B0641R	Page No.: 103
Engineer:Pengcheng Yang	
Site: AC5	Time: 2023/12/06 - 05:06
Limit: FCC_Part15.209_RE(3m)	Margin: 0
Probe: Horn_3117_00167055(1-18GHz)	Polarity: Horizontal
EUT: SKI.WB663U.2	Power: 3.3Vdc
Note: Mode 2：Transmit at 5320MHz by 802.11n(20MHz) with Ant1+2	

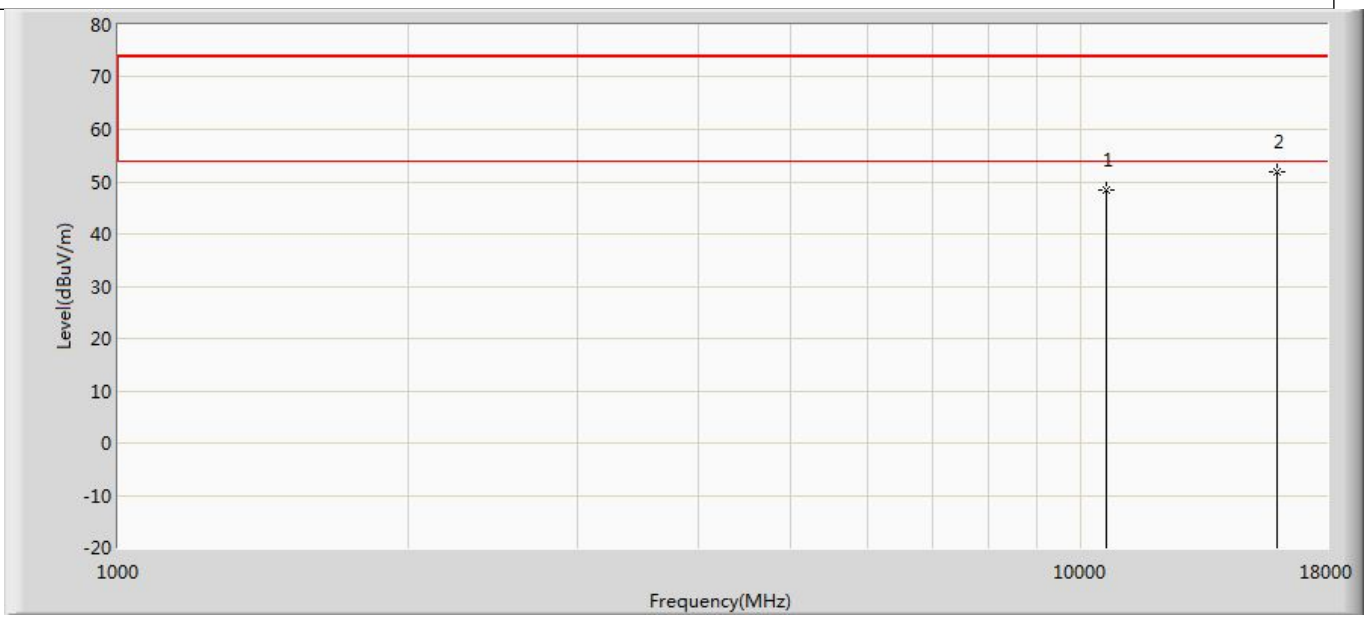

No	Mark	Frequency (MHz)	Measure Level (dBuV/m)	Reading Level (dBuV)	Over Limit (dB)	Limit (dBuV/m)	Factor (dB)	Type
1		10640.000	48.512	51.876	-25.488	74.000	-3.364	PK
2	*	15960.000	51.868	50.735	-22.132	74.000	1.133	PK

Profile: 23B0641R	Page No.: 104
Engineer:Pengcheng Yang	
Site: AC5	Time: 2023/12/06 - 05:06
Limit: FCC_Part15.209_RE(3m)	Margin: 0
Probe: Horn_3117_00167055(1-18GHz)	Polarity: Vertical
EUT: SKI.WB663U.2	Power: 3.3Vdc
Note: Mode 2：Transmit at 5320MHz by 802.11n(20MHz) with Ant1+2	

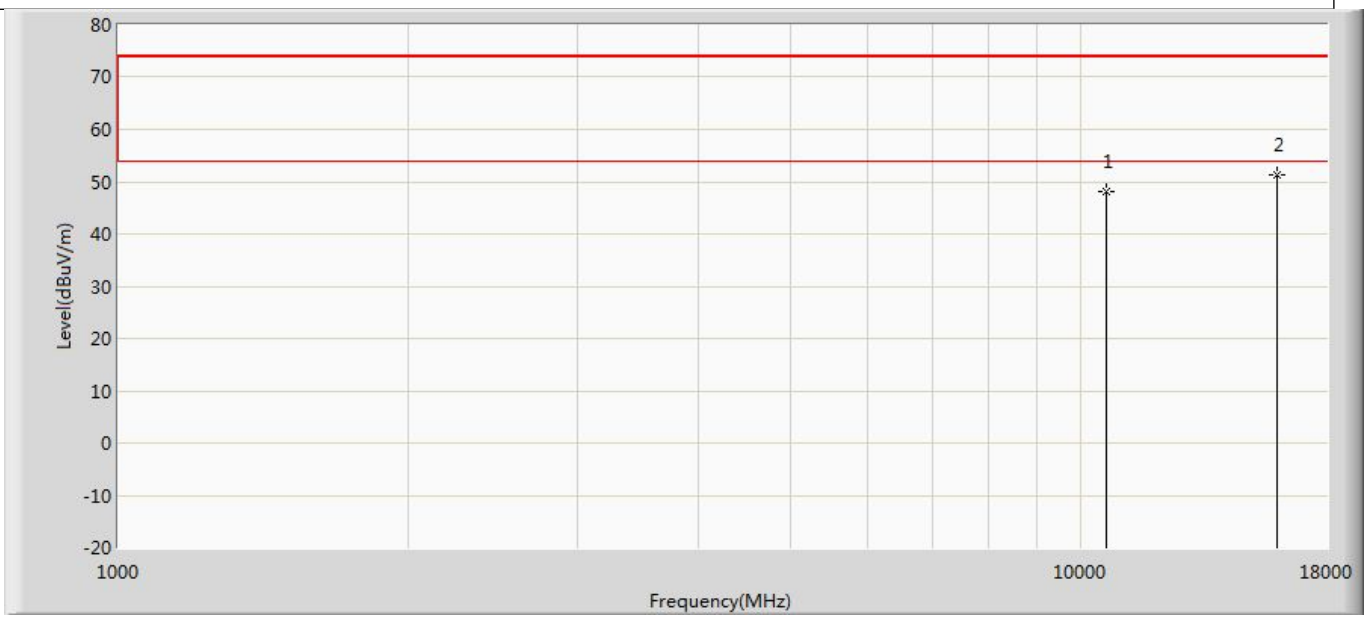

No	Mark	Frequency (MHz)	Measure Level (dBuV/m)	Reading Level (dBuV)	Over Limit (dB)	Limit (dBuV/m)	Factor (dB)	Type
1		10640.000	48.139	51.503	-25.861	74.000	-3.364	PK
2	*	15960.000	51.306	50.173	-22.694	74.000	1.133	PK

Profile: 23B0641R	Page No.: 105
Engineer:Pengcheng Yang	
Site: AC5	Time: 2023/12/06 - 05:06
Limit: FCC_Part15.209_RE(3m)	Margin: 0
Probe: Horn_3117_00167055(1-18GHz)	Polarity: Horizontal
EUT: SKI.WB663U.2	Power: 3.3Vdc
Note: Mode 2：Transmit at 5500MHz by 802.11n(20MHz) with Ant1+2	

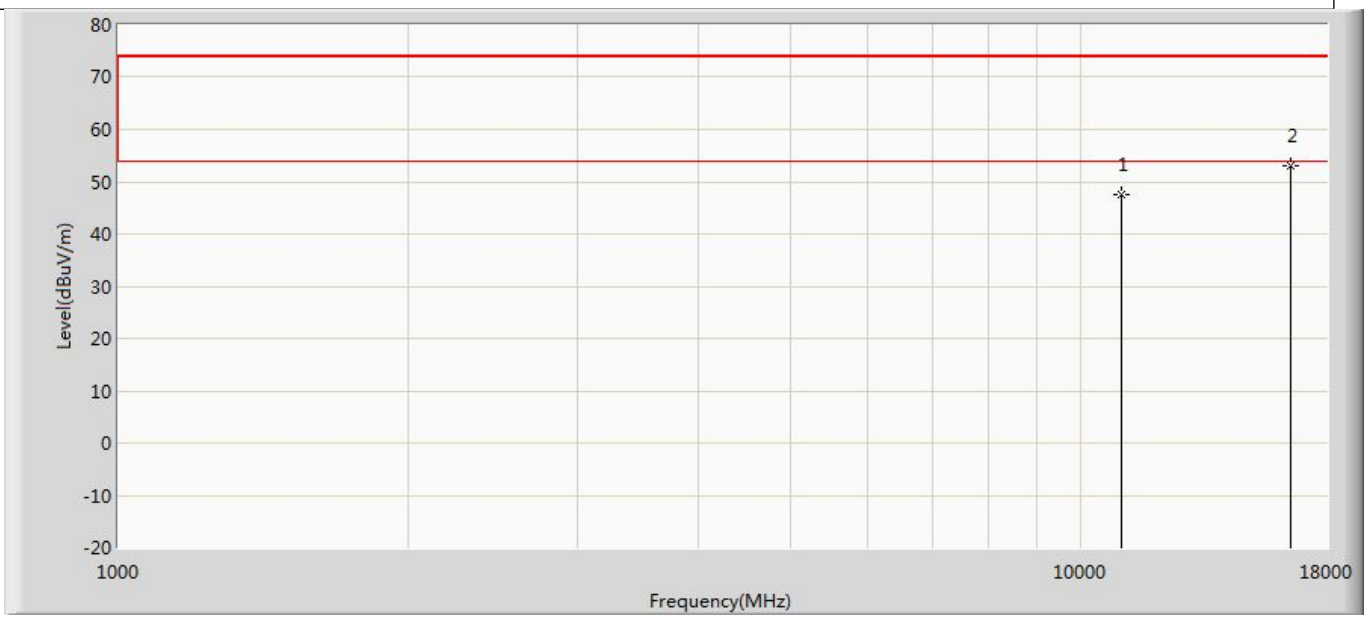

No	Mark	Frequency (MHz)	Measure Level (dBuV/m)	Reading Level (dBuV)	Over Limit (dB)	Limit (dBuV/m)	Factor (dB)	Type
1		11000.000	47.585	49.473	-26.415	74.000	-1.888	PK
2	*	16500.000	52.951	48.018	-21.049	74.000	4.933	PK

Profile: 23B0641R	Page No.: 106
Engineer:Pengcheng Yang	
Site: AC5	Time: 2023/12/06 - 05:06
Limit: FCC_Part15.209_RE(3m)	Margin: 0
Probe: Horn_3117_00167055(1-18GHz)	Polarity: Vertical
EUT: SKI.WB663U.2	Power: 3.3Vdc
Note: Mode 2：Transmit at 5500MHz by 802.11n(20MHz) with Ant1+2	

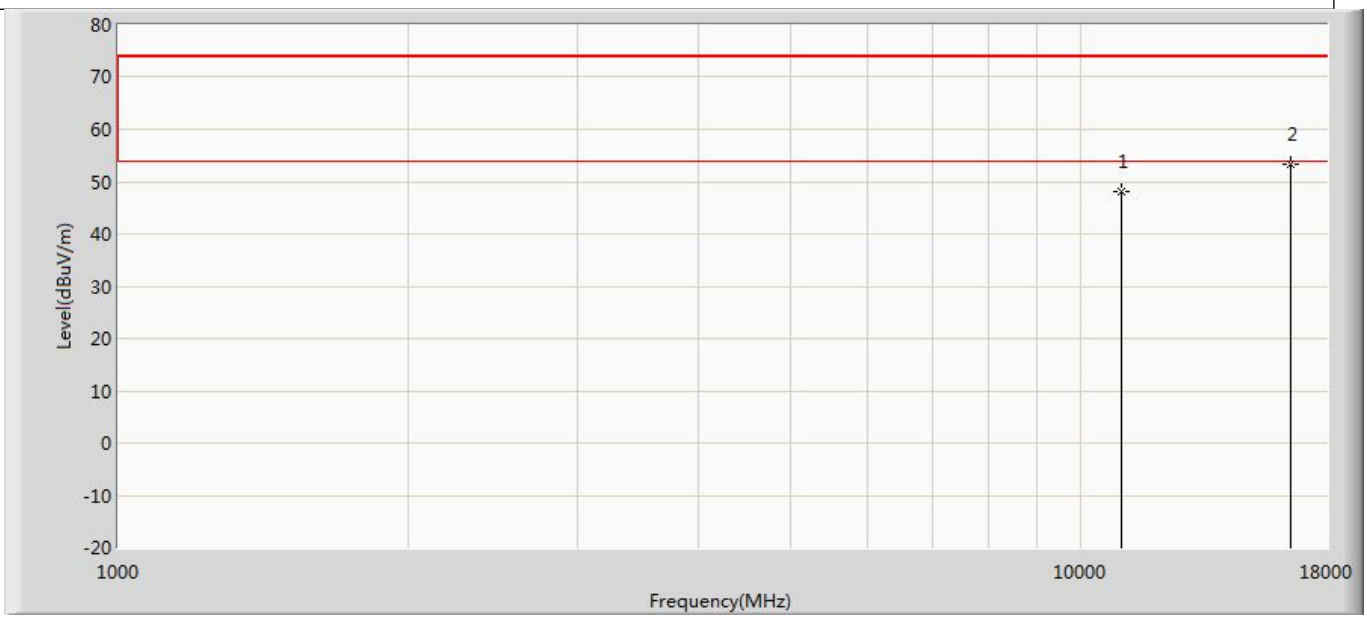

No	Mark	Frequency (MHz)	Measure Level (dBuV/m)	Reading Level (dBuV)	Over Limit (dB)	Limit (dBuV/m)	Factor (dB)	Type
1		11000.000	48.253	50.141	-25.747	74.000	-1.888	PK
2	*	16500.000	53.389	48.456	-20.611	74.000	4.933	PK

Profile: 23B0641R	Page No.: 107
Engineer:Pengcheng Yang	
Site: AC5	Time: 2023/12/06 - 05:07
Limit: FCC_Part15.209_RE(3m)	Margin: 0
Probe: Horn_3117_00167055(1-18GHz)	Polarity: Horizontal
EUT: SKI.WB663U.2	Power: 3.3Vdc
Note: Mode 2：Transmit at 5580MHz by 802.11n(20MHz) with Ant1+2	

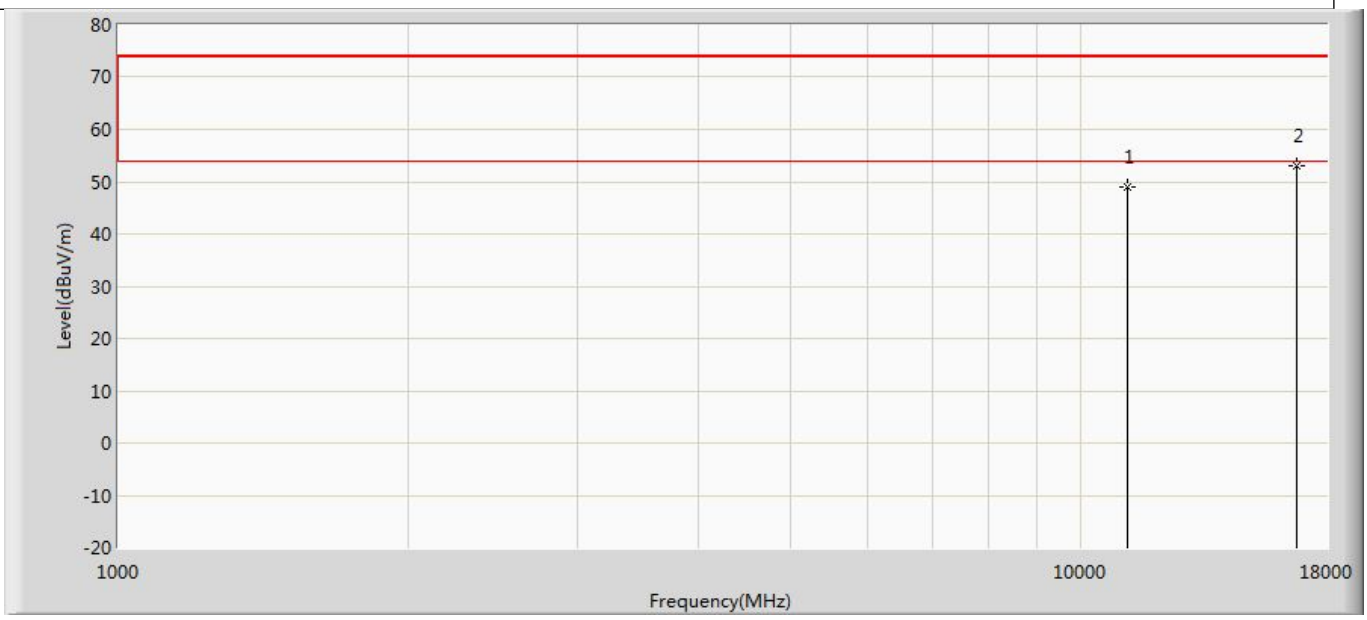

No	Mark	Frequency (MHz)	Measure Level (dBuV/m)	Reading Level (dBuV)	Over Limit (dB)	Limit (dBuV/m)	Factor (dB)	Type
1		11160.000	49.044	50.229	-24.956	74.000	-1.185	PK
2	*	16740.000	53.164	49.106	-20.836	74.000	4.058	PK

Profile: 23B0641R	Page No.: 108
Engineer:Pengcheng Yang	
Site: AC5	Time: 2023/12/06 - 05:07
Limit: FCC_Part15.209_RE(3m)	Margin: 0
Probe: Horn_3117_00167055(1-18GHz)	Polarity: Vertical
EUT: SKI.WB663U.2	Power: 3.3Vdc
Note: Mode 2：Transmit at 5580MHz by 802.11n(20MHz) with Ant1+2	

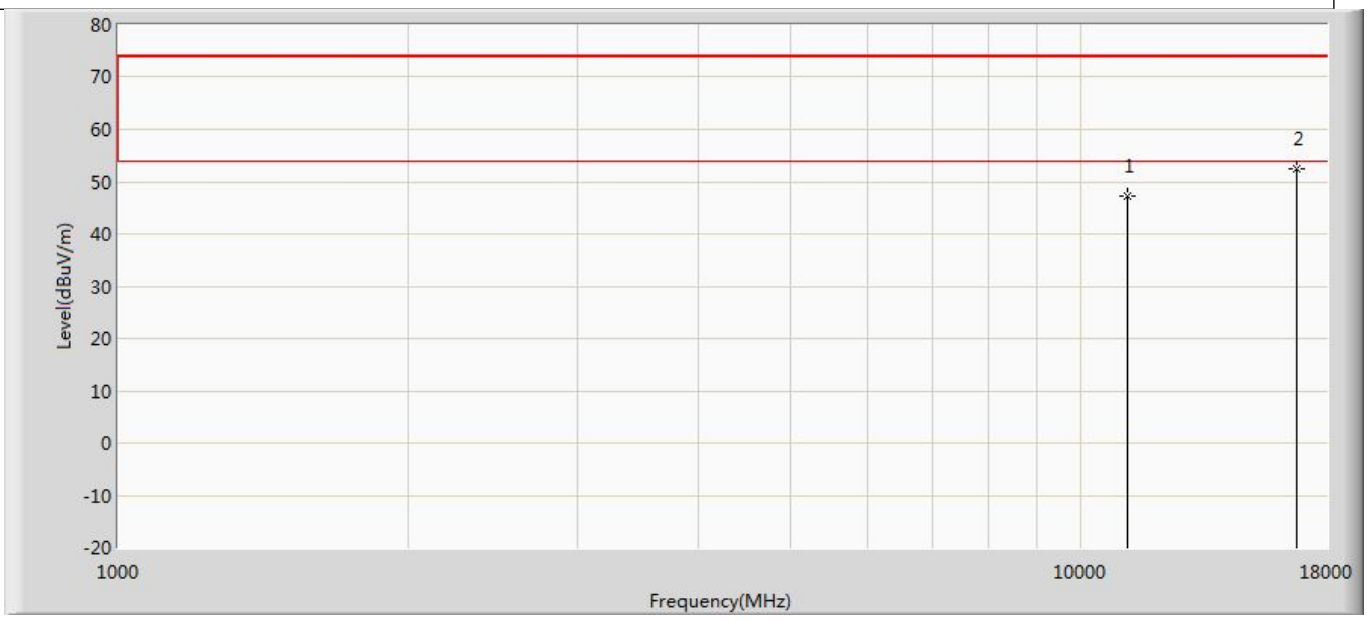

No	Mark	Frequency (MHz)	Measure Level (dBuV/m)	Reading Level (dBuV)	Over Limit (dB)	Limit (dBuV/m)	Factor (dB)	Type
1		11160.000	47.303	48.488	-26.697	74.000	-1.185	PK
2	*	16740.000	52.377	48.319	-21.623	74.000	4.058	PK

Profile: 23B0641R	Page No.: 109
Engineer:Pengcheng Yang	
Site: AC5	Time: 2023/12/06 - 05:07
Limit: FCC_Part15.209_RE(3m)	Margin: 0
Probe: Horn_3117_00167055(1-18GHz)	Polarity: Horizontal
EUT: SKI.WB663U.2	Power: 3.3Vdc
Note: Mode 2：Transmit at 5700MHz by 802.11n(20MHz) with Ant1+2	

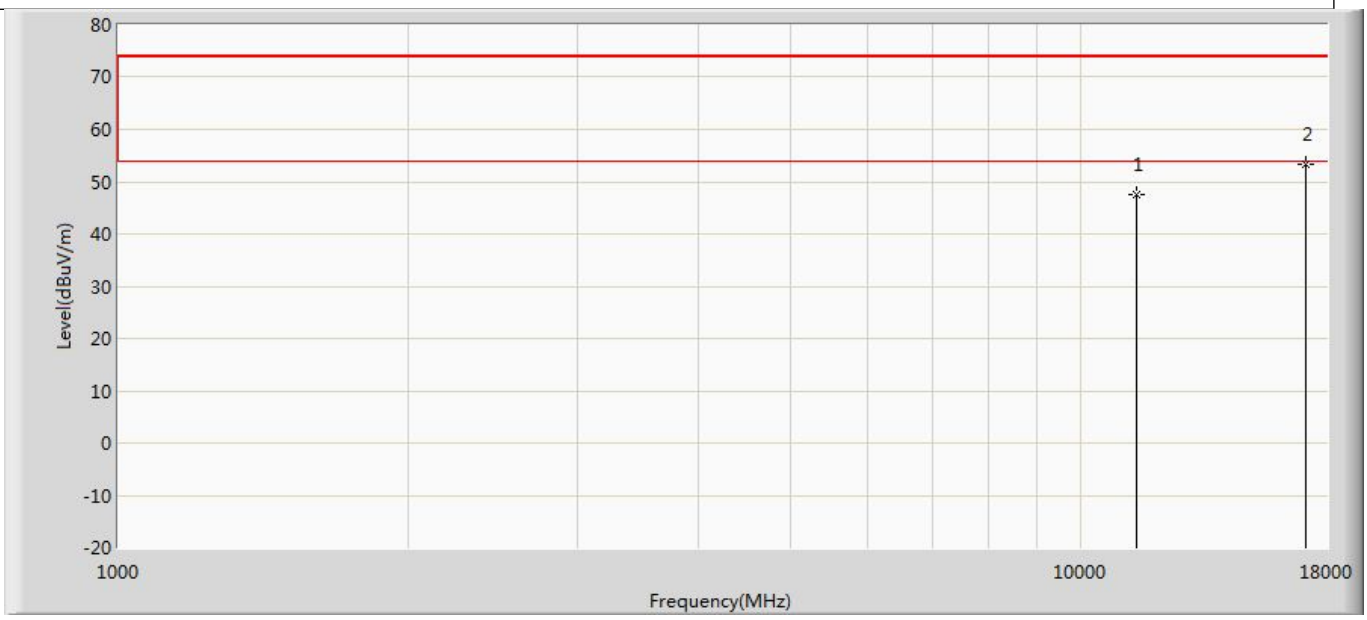

No	Mark	Frequency (MHz)	Measure Level (dBuV/m)	Reading Level (dBuV)	Over Limit (dB)	Limit (dBuV/m)	Factor (dB)	Type
1		11400.000	47.489	48.531	-26.511	74.000	-1.042	PK
2	*	17100.000	53.201	48.414	-20.799	74.000	4.787	PK

Profile: 23B0641R	Page No.: 110
Engineer:Pengcheng Yang	
Site: AC5	Time: 2023/12/06 - 05:07
Limit: FCC_Part15.209_RE(3m)	Margin: 0
Probe: Horn_3117_00167055(1-18GHz)	Polarity: Vertical
EUT: SKI.WB663U.2	Power: 3.3Vdc
Note: Mode 2：Transmit at 5700MHz by 802.11n(20MHz) with Ant1+2	

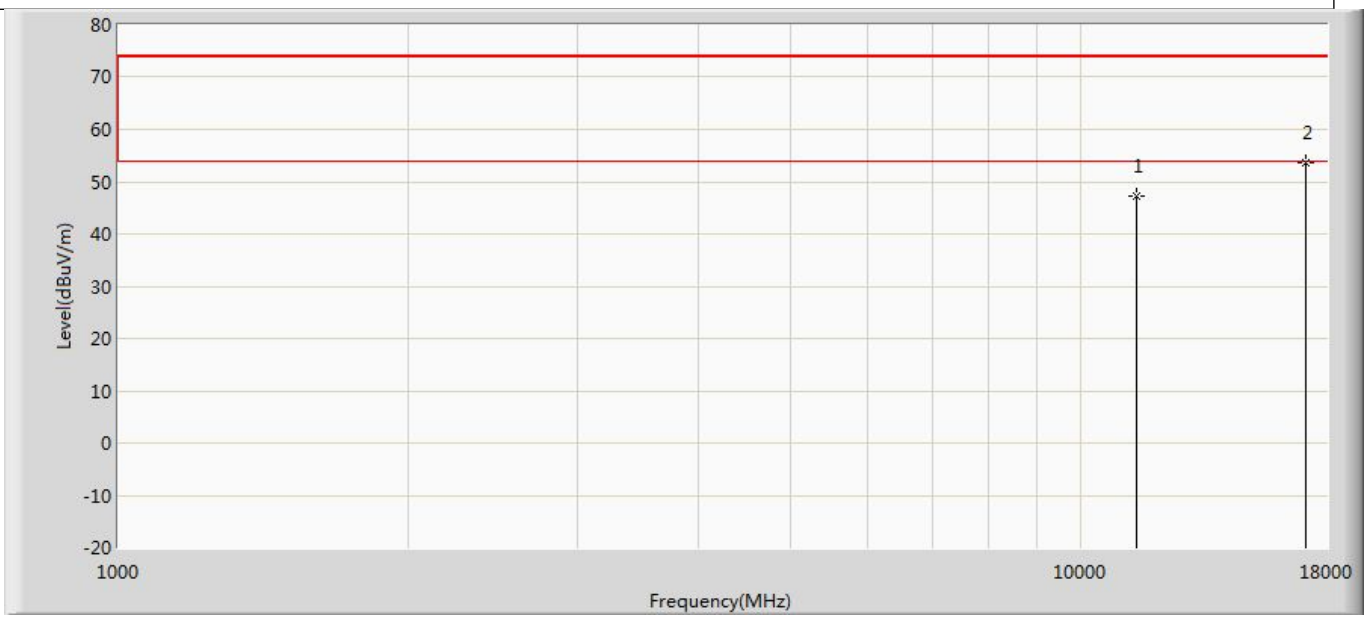

No	Mark	Frequency (MHz)	Measure Level (dBuV/m)	Reading Level (dBuV)	Over Limit (dB)	Limit (dBuV/m)	Factor (dB)	Type
1		11400.000	47.366	48.408	-26.634	74.000	-1.042	PK
2	*	17100.000	53.647	48.860	-20.353	74.000	4.787	PK

Profile: 23B0641R	Page No.: 111
Engineer:Pengcheng Yang	
Site: AC5	Time: 2023/12/06 - 05:07
Limit: FCC_Part15.209_RE(3m)	Margin: 0
Probe: Horn_3117_00167055(1-18GHz)	Polarity: Horizontal
EUT: SKI.WB663U.2	Power: 3.3Vdc
Note: Mode 2：Transmit at 5745MHz by 802.11n(20MHz) with Ant1+2	

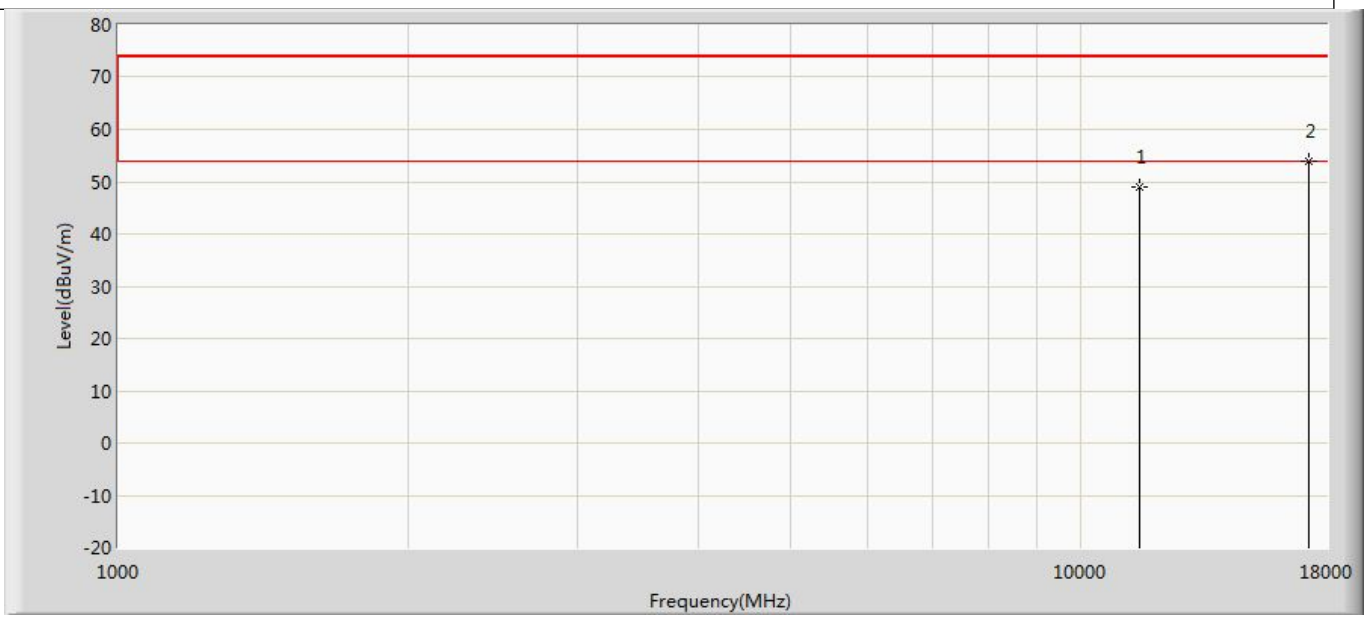

No	Mark	Frequency (MHz)	Measure Level (dBuV/m)	Reading Level (dBuV)	Over Limit (dB)	Limit (dBuV/m)	Factor (dB)	Type
1		11490.000	49.021	49.545	-24.979	74.000	-0.524	PK
2	*	17235.000	53.804	48.367	-20.196	74.000	5.437	PK

Profile: 23B0641R	Page No.: 112
Engineer:Pengcheng Yang	
Site: AC5	Time: 2023/12/06 - 05:07
Limit: FCC_Part15.209_RE(3m)	Margin: 0
Probe: Horn_3117_00167055(1-18GHz)	Polarity: Vertical
EUT: SKI.WB663U.2	Power: 3.3Vdc
Note: Mode 2：Transmit at 5745MHz by 802.11n(20MHz) with Ant1+2	

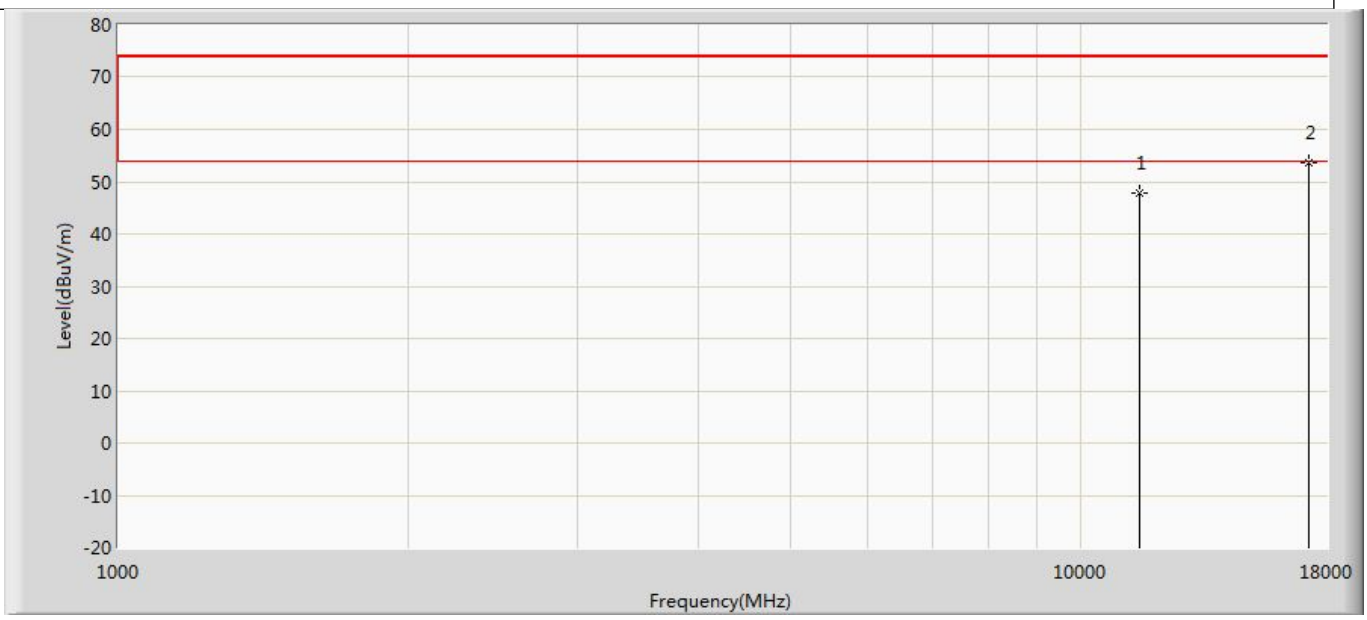

No	Mark	Frequency (MHz)	Measure Level (dBuV/m)	Reading Level (dBuV)	Over Limit (dB)	Limit (dBuV/m)	Factor (dB)	Type
1		11490.000	47.891	48.415	-26.109	74.000	-0.524	PK
2	*	17235.000	53.685	48.248	-20.315	74.000	5.437	PK

Profile: 23B0641R	Page No.: 113
Engineer:Pengcheng Yang	
Site: AC5	Time: 2023/12/06 - 05:07
Limit: FCC_Part15.209_RE(3m)	Margin: 0
Probe: Horn_3117_00167055(1-18GHz)	Polarity: Horizontal
EUT: SKI.WB663U.2	Power: 3.3Vdc
Note: Mode 2：Transmit at 5785MHz by 802.11n(20MHz) with Ant1+2	

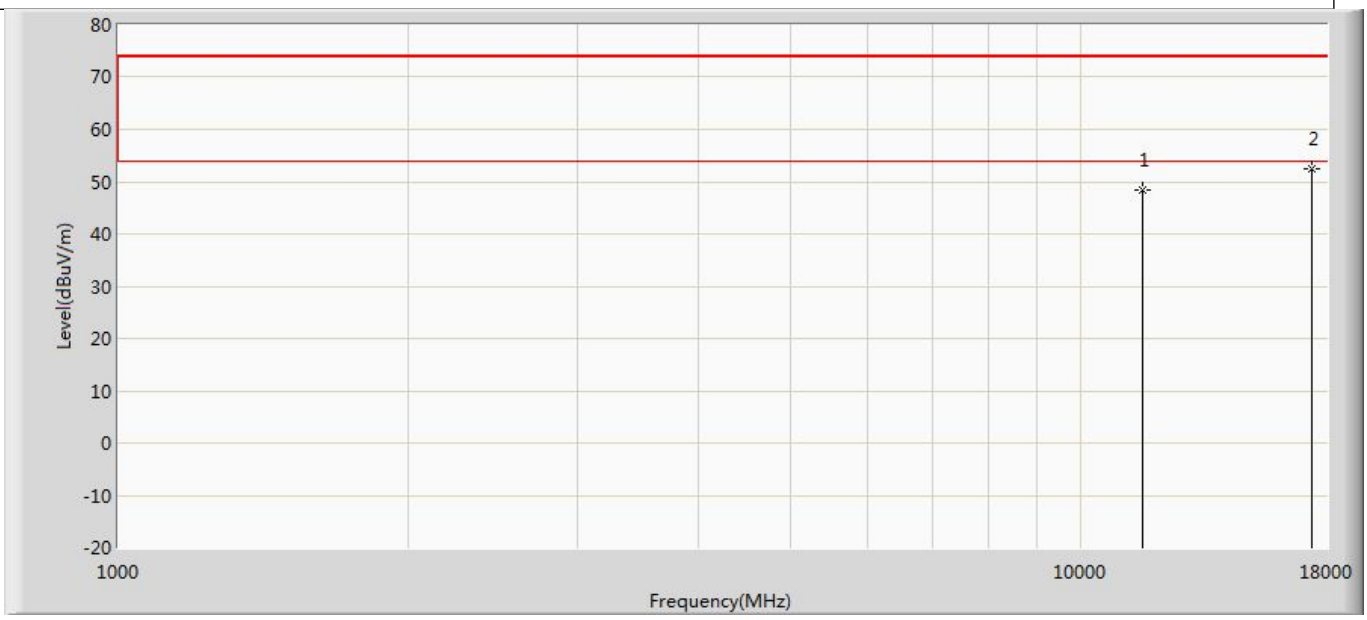

No	Mark	Frequency (MHz)	Measure Level (dBuV/m)	Reading Level (dBuV)	Over Limit (dB)	Limit (dBuV/m)	Factor (dB)	Type
1		11570.000	48.421	49.610	-25.579	74.000	-1.189	PK
2	*	17355.000	52.547	48.085	-21.453	74.000	4.461	PK

Profile: 23B0641R	Page No.: 114
Engineer:Pengcheng Yang	
Site: AC5	Time: 2023/12/06 - 05:07
Limit: FCC_Part15.209_RE(3m)	Margin: 0
Probe: Horn_3117_00167055(1-18GHz)	Polarity: Vertical
EUT: SKI.WB663U.2	Power: 3.3Vdc
Note: Mode 2：Transmit at 5785MHz by 802.11n(20MHz) with Ant1+2	

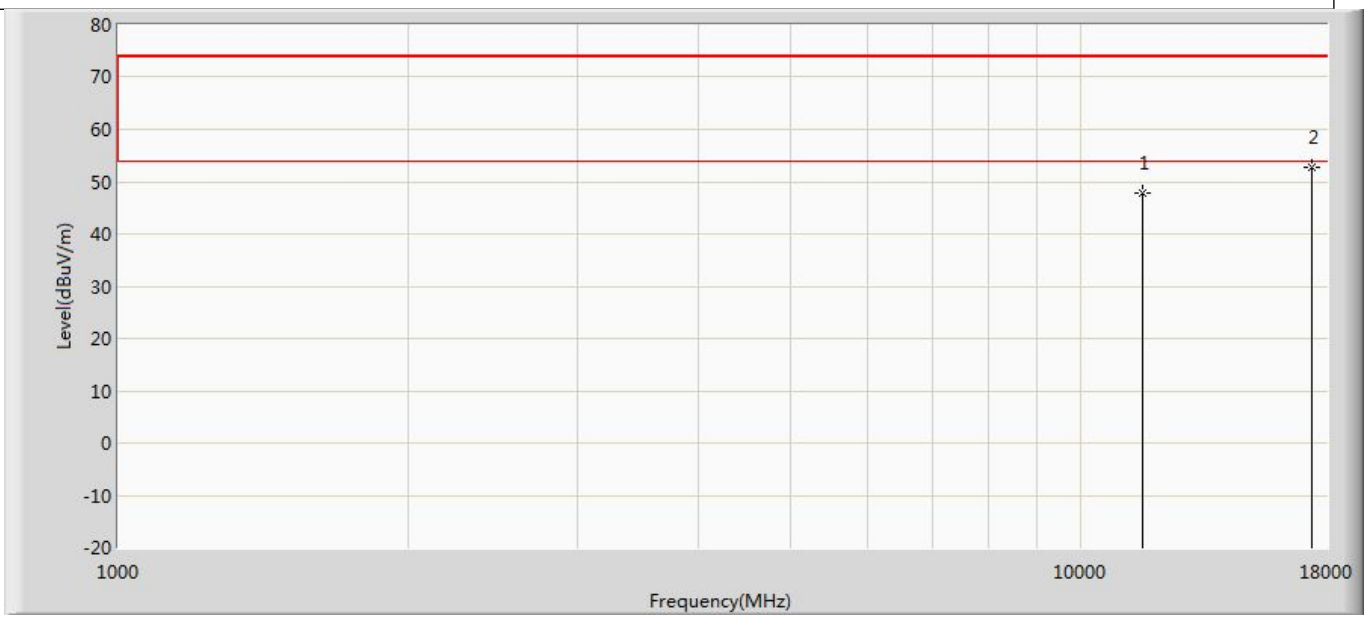

No	Mark	Frequency (MHz)	Measure Level (dBuV/m)	Reading Level (dBuV)	Over Limit (dB)	Limit (dBuV/m)	Factor (dB)	Type
1		11570.000	47.750	48.939	-26.250	74.000	-1.189	PK
2	*	17355.000	52.813	48.351	-21.187	74.000	4.461	PK

Profile: 23B0641R	Page No.: 115
Engineer:Pengcheng Yang	
Site: AC5	Time: 2023/12/06 - 05:07
Limit: FCC_Part15.209_RE(3m)	Margin: 0
Probe: Horn_3117_00167055(1-18GHz)	Polarity: Horizontal
EUT: SKI.WB663U.2	Power: 3.3Vdc
Note: Mode 2：Transmit at 5825MHz by 802.11n(20MHz) with Ant1+2	

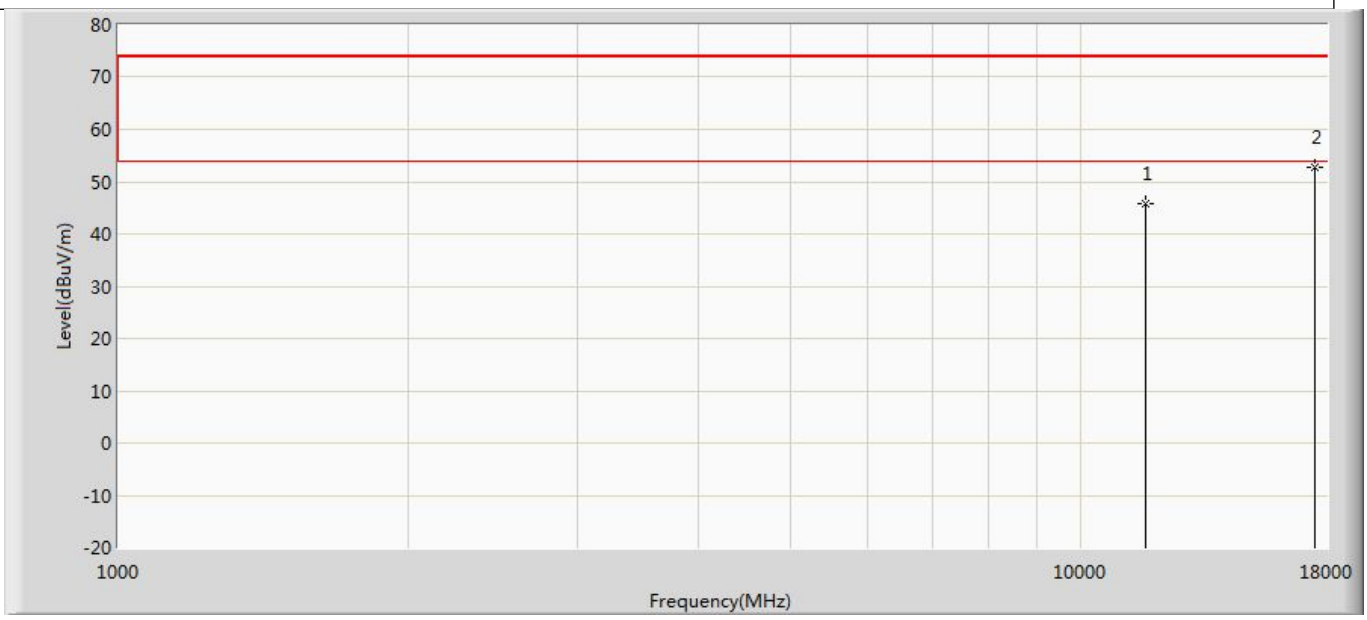

No	Mark	Frequency (MHz)	Measure Level (dBuV/m)	Reading Level (dBuV)	Over Limit (dB)	Limit (dBuV/m)	Factor (dB)	Type
1		11650.000	45.906	47.582	-28.094	74.000	-1.676	PK
2	*	17475.000	52.711	48.517	-21.289	74.000	4.195	PK

Profile: 23B0641R	Page No.: 116
Engineer:Pengcheng Yang	
Site: AC5	Time: 2023/12/06 - 05:07
Limit: FCC_Part15.209_RE(3m)	Margin: 0
Probe: Horn_3117_00167055(1-18GHz)	Polarity: Vertical
EUT: SKI.WB663U.2	Power: 3.3Vdc
Note: Mode 2：Transmit at 5825MHz by 802.11n(20MHz) with Ant1+2	

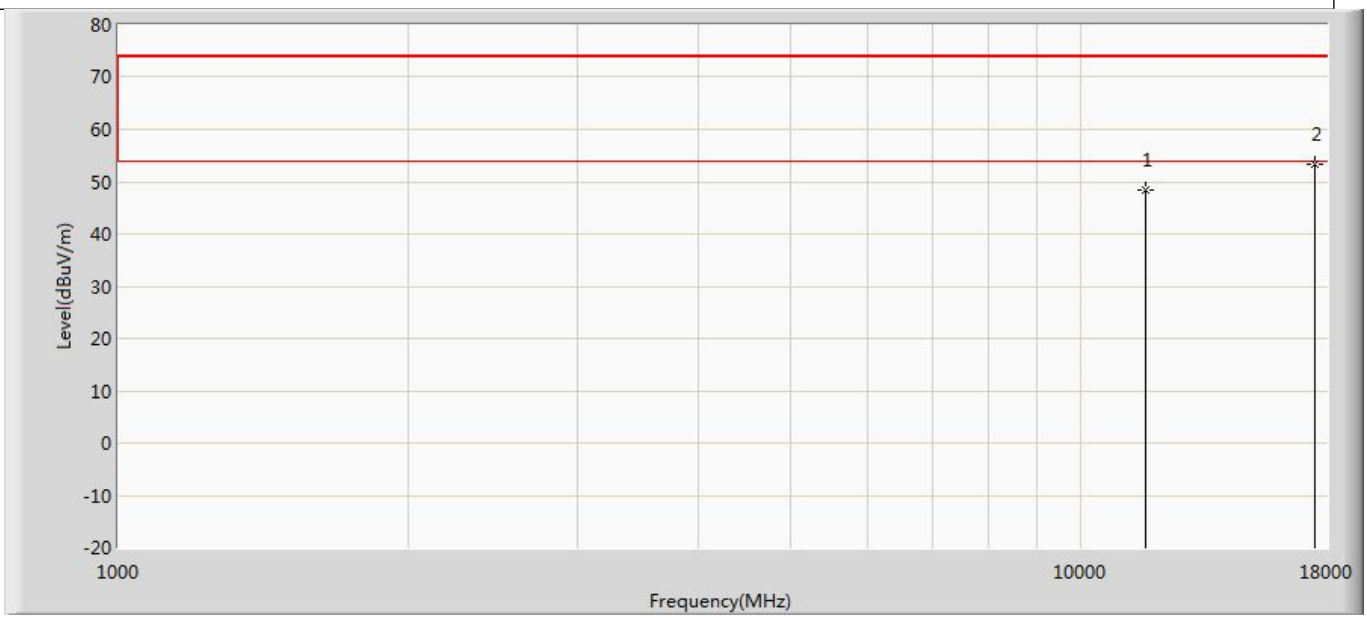

No	Mark	Frequency (MHz)	Measure Level (dBuV/m)	Reading Level (dBuV)	Over Limit (dB)	Limit (dBuV/m)	Factor (dB)	Type
1		11650.000	48.309	49.985	-25.691	74.000	-1.676	PK
2	*	17475.000	53.267	49.073	-20.733	74.000	4.195	PK

Profile: 23B0641R	Page No.: 117
Engineer:Pengcheng Yang	
Site: AC5	Time: 2023/12/06 - 05:07
Limit: FCC_Part15.209_RE(3m)	Margin: 0
Probe: Horn_3117_00167055(1-18GHz)	Polarity: Horizontal
EUT: SKI.WB663U.2	Power: 3.3Vdc
Note: Mode 3：Transmit at 5190MHz by 802.11n(40MHz) with Ant1+2	

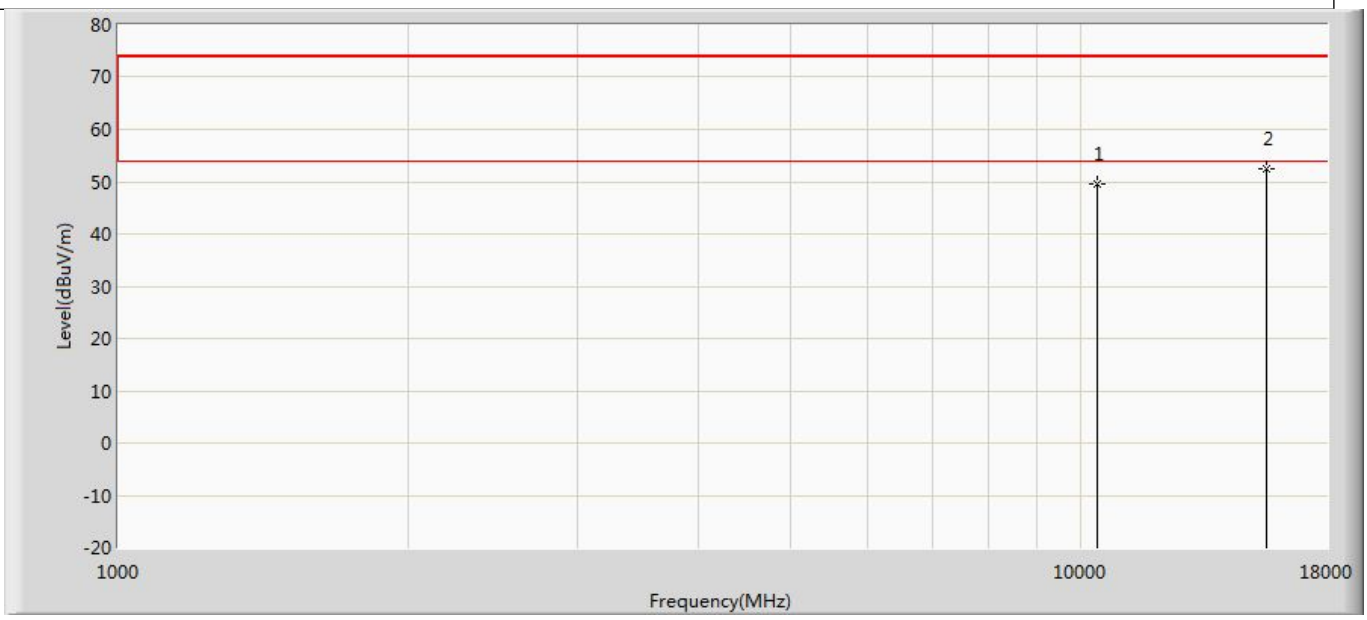

No	Mark	Frequency (MHz)	Measure Level (dBuV/m)	Reading Level (dBuV)	Over Limit (dB)	Limit (dBuV/m)	Factor (dB)	Type
1		10380.000	49.559	52.764	-24.441	74.000	-3.205	PK
2	*	15570.000	52.345	52.051	-21.655	74.000	0.294	PK

Profile: 23B0641R	Page No.: 118
Engineer:Pengcheng Yang	
Site: AC5	Time: 2023/12/06 - 05:07
Limit: FCC_Part15.209_RE(3m)	Margin: 0
Probe: Horn_3117_00167055(1-18GHz)	Polarity: Vertical
EUT: SKI.WB663U.2	Power: 3.3Vdc
Note: Mode 3：Transmit at 5190MHz by 802.11n(40MHz) with Ant1+2	

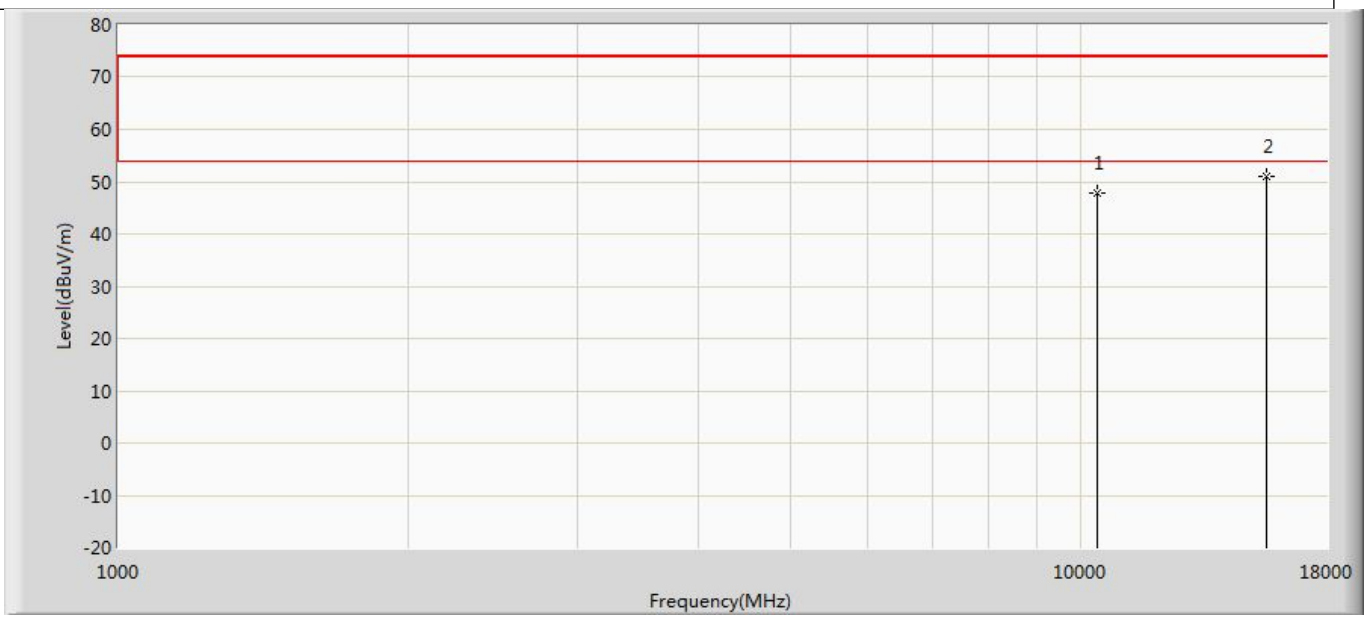

No	Mark	Frequency (MHz)	Measure Level (dBuV/m)	Reading Level (dBuV)	Over Limit (dB)	Limit (dBuV/m)	Factor (dB)	Type
1		10380.000	47.922	51.127	-26.078	74.000	-3.205	PK
2	*	15570.000	50.916	50.622	-23.084	74.000	0.294	PK

Profile: 23B0641R	Page No.: 119
Engineer:Pengcheng Yang	
Site: AC5	Time: 2023/12/06 - 05:08
Limit: FCC_Part15.209_RE(3m)	Margin: 0
Probe: Horn_3117_00167055(1-18GHz)	Polarity: Horizontal
EUT: SKI.WB663U.2	Power: 3.3Vdc
Note: Mode 3：Transmit at 5230MHz by 802.11n(40MHz) with Ant1+2	

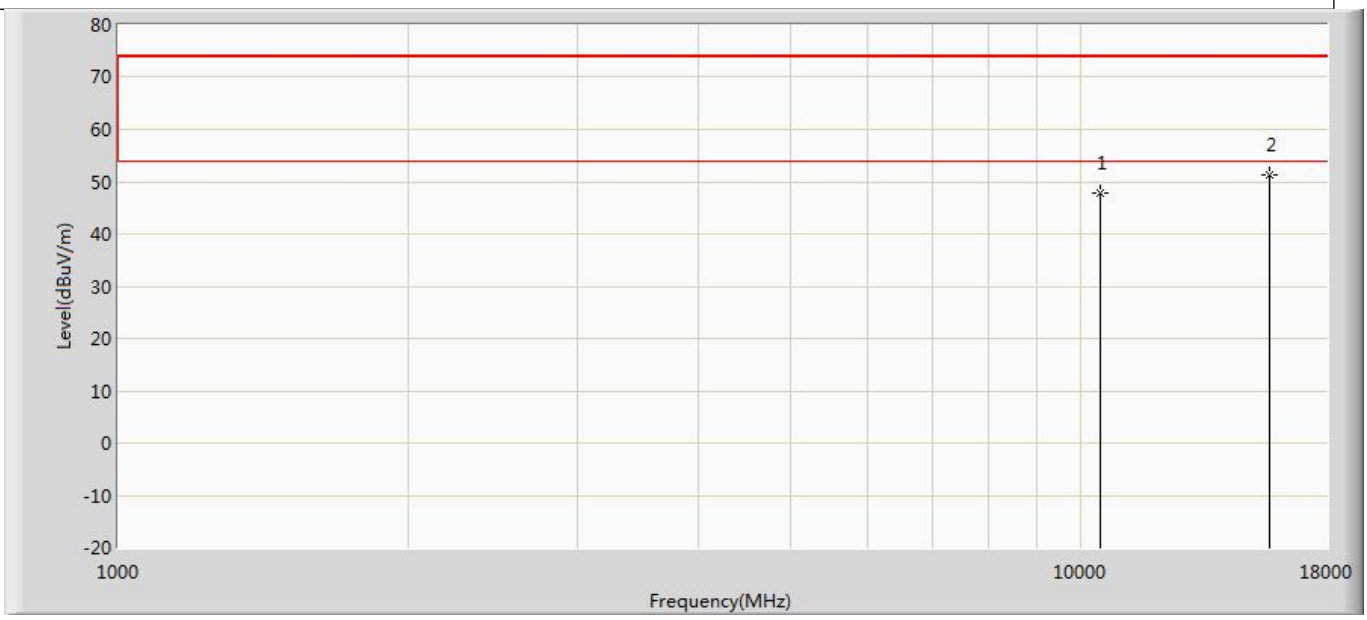

No	Mark	Frequency (MHz)	Measure Level (dBuV/m)	Reading Level (dBuV)	Over Limit (dB)	Limit (dBuV/m)	Factor (dB)	Type
1		10460.000	47.935	51.275	-26.065	74.000	-3.341	PK
2	*	15690.000	51.257	50.981	-22.743	74.000	0.276	PK

Profile: 23B0641R	Page No.: 120
Engineer:Pengcheng Yang	
Site: AC5	Time: 2023/12/06 - 05:08
Limit: FCC_Part15.209_RE(3m)	Margin: 0
Probe: Horn_3117_00167055(1-18GHz)	Polarity: Vertical
EUT: SKI.WB663U.2	Power: 3.3Vdc
Note: Mode 3：Transmit at 5230MHz by 802.11n(40MHz) with Ant1+2	

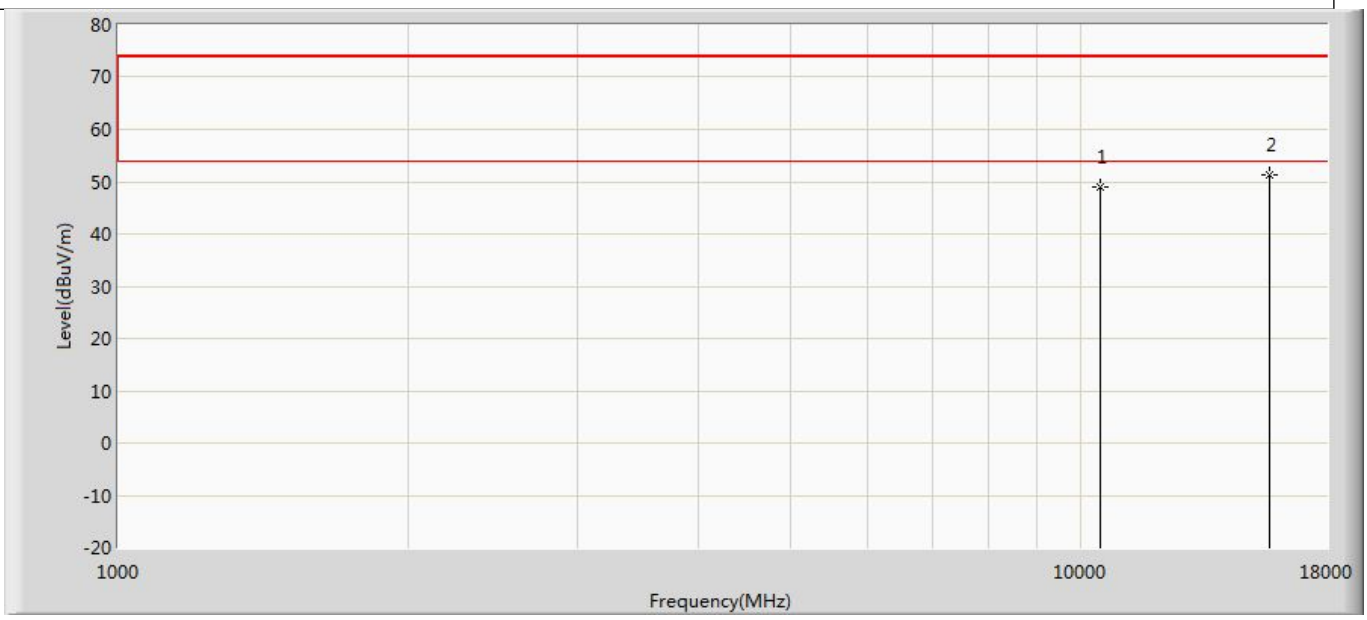

No	Mark	Frequency (MHz)	Measure Level (dBuV/m)	Reading Level (dBuV)	Over Limit (dB)	Limit (dBuV/m)	Factor (dB)	Type
1		10460.000	49.130	52.470	-24.870	74.000	-3.341	PK
2	*	15690.000	51.211	50.935	-22.789	74.000	0.276	PK

Profile: 23B0641R	Page No.: 121
Engineer:Pengcheng Yang	
Site: AC5	Time: 2023/12/06 - 05:08
Limit: FCC_Part15.209_RE(3m)	Margin: 0
Probe: Horn_3117_00167055(1-18GHz)	Polarity: Horizontal
EUT: SKI.WB663U.2	Power: 3.3Vdc
Note: Mode 3：Transmit at 5270MHz by 802.11n(40MHz) with Ant1+2	

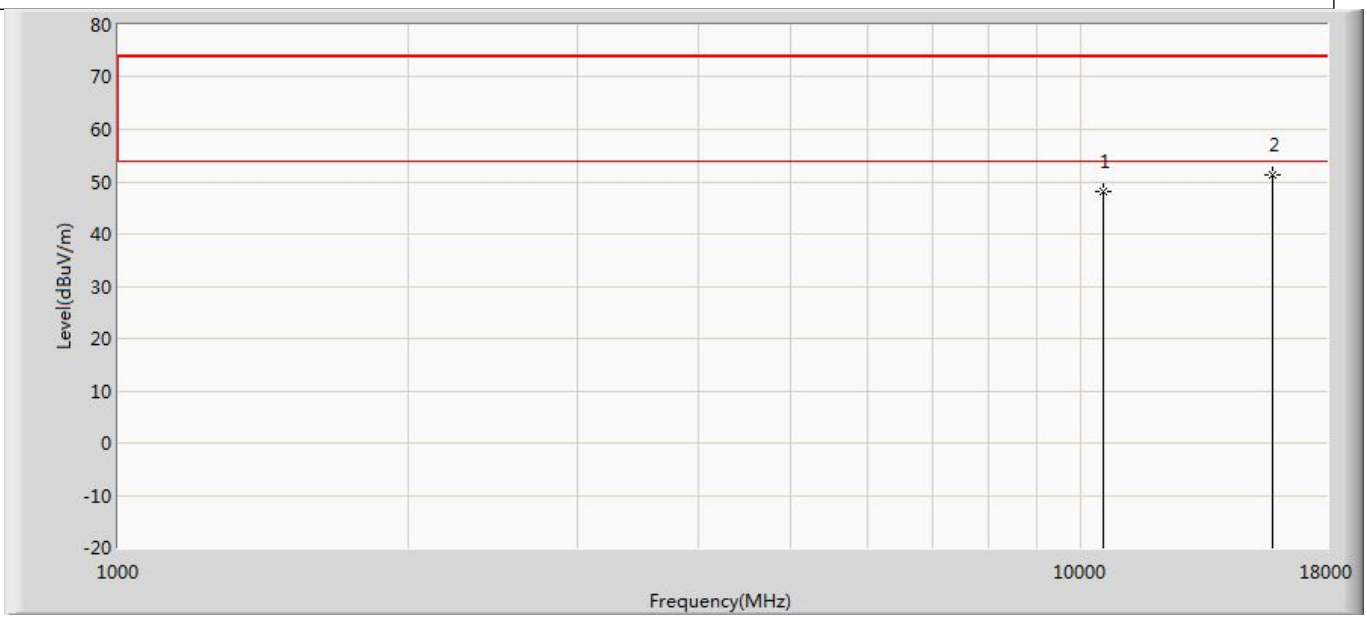

No	Mark	Frequency (MHz)	Measure Level (dBuV/m)	Reading Level (dBuV)	Over Limit (dB)	Limit (dBuV/m)	Factor (dB)	Type
1		10540.000	48.170	51.380	-25.830	74.000	-3.210	PK
2	*	15810.000	51.289	50.223	-22.711	74.000	1.066	PK

Profile: 23B0641R	Page No.: 122
Engineer:Pengcheng Yang	
Site: AC5	Time: 2023/12/06 - 05:08
Limit: FCC_Part15.209_RE(3m)	Margin: 0
Probe: Horn_3117_00167055(1-18GHz)	Polarity: Vertical
EUT: SKI.WB663U.2	Power: 3.3Vdc
Note: Mode 3：Transmit at 5270MHz by 802.11n(40MHz) with Ant1+2	

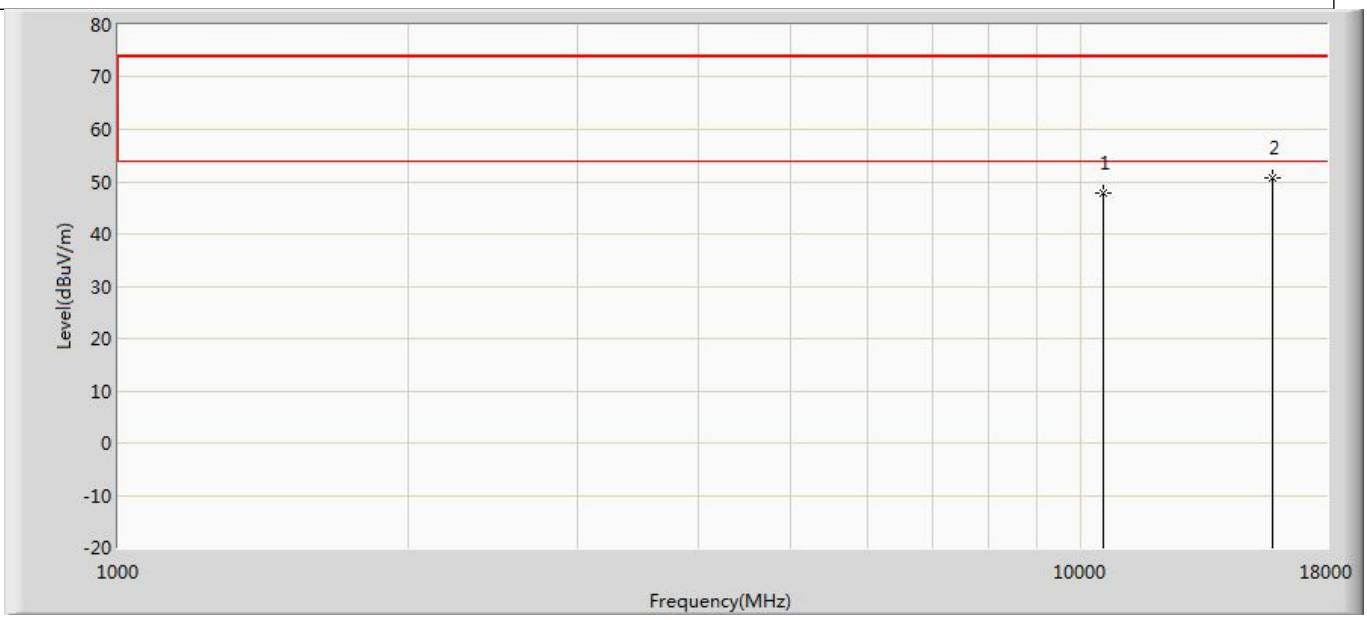

No	Mark	Frequency (MHz)	Measure Level (dBuV/m)	Reading Level (dBuV)	Over Limit (dB)	Limit (dBuV/m)	Factor (dB)	Type
1		10540.000	47.938	51.148	-26.062	74.000	-3.210	PK
2	*	15810.000	50.678	49.612	-23.322	74.000	1.066	PK

Profile: 23B0641R	Page No.: SKI.WB663U.2
Engineer:Pengcheng Yang	
Site: AC5	Time: 2023/12/06 - 05:08
Limit: FCC_Part15.209_RE(3m)	Margin: 0
Probe: Horn_3117_00167055(1-18GHz)	Polarity: Horizontal
EUT: SKI.WB663U.2	Power: 3.3Vdc
Note: Mode 3：Transmit at 5310MHz by 802.11n(40MHz) with Ant1+2	

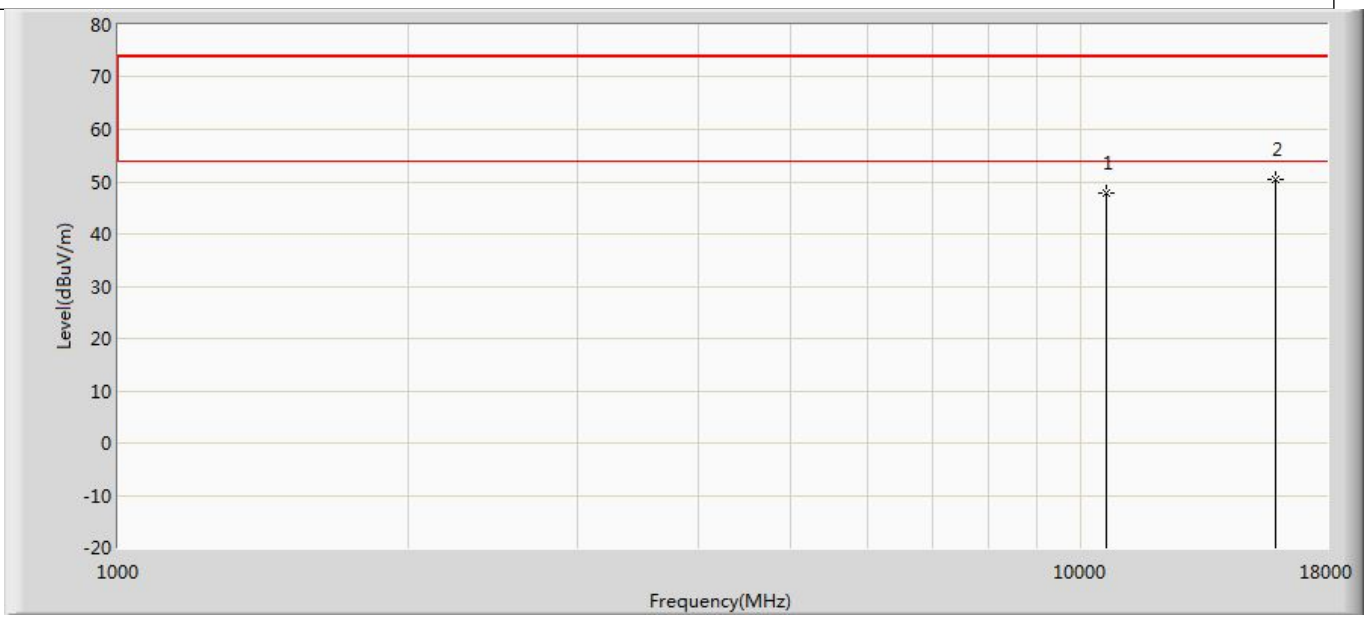

No	Mark	Frequency (MHz)	Measure Level (dBuV/m)	Reading Level (dBuV)	Over Limit (dB)	Limit (dBuV/m)	Factor (dB)	Type
1		10620.000	47.728	50.944	-26.272	74.000	-3.217	PK
2	*	15930.000	50.486	49.295	-23.514	74.000	1.191	PK

Profile: 23B0641R	Page No.: 124
Engineer:Pengcheng Yang	
Site: AC5	Time: 2023/12/06 - 05:08
Limit: FCC_Part15.209_RE(3m)	Margin: 0
Probe: Horn_3117_00167055(1-18GHz)	Polarity: Vertical
EUT: SKI.WB663U.2	Power: 3.3Vdc
Note: Mode 3：Transmit at 5310MHz by 802.11n(40MHz) with Ant1+2	

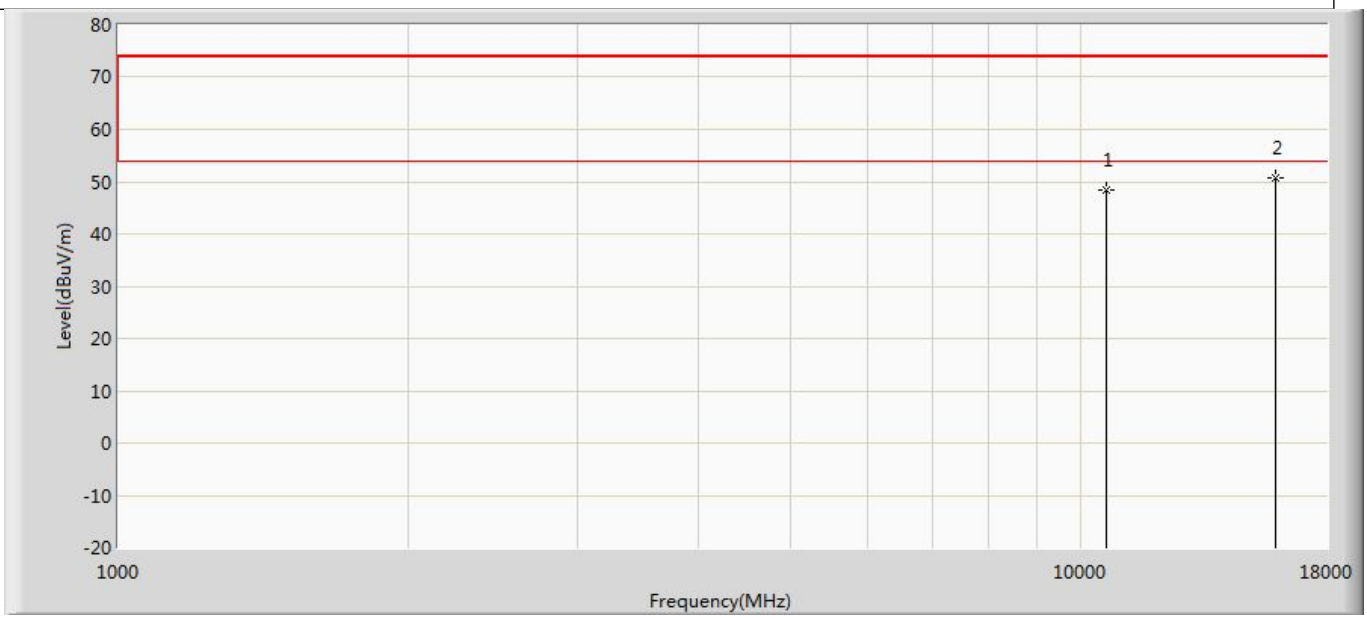

No	Mark	Frequency (MHz)	Measure Level (dBuV/m)	Reading Level (dBuV)	Over Limit (dB)	Limit (dBuV/m)	Factor (dB)	Type
1		10620.000	48.484	51.700	-25.516	74.000	-3.217	PK
2	*	15930.000	50.732	49.541	-23.268	74.000	1.191	PK

Profile: 23B0641R	Page No.: 125
Engineer:Pengcheng Yang	
Site: AC5	Time: 2023/12/06 - 05:08
Limit: FCC_Part15.209_RE(3m)	Margin: 0
Probe: Horn_3117_00167055(1-18GHz)	Polarity: Horizontal
EUT: SKI.WB663U.2	Power: 3.3Vdc
Note: Mode 3：Transmit at 5510MHz by 802.11n(40MHz) with Ant1+2	

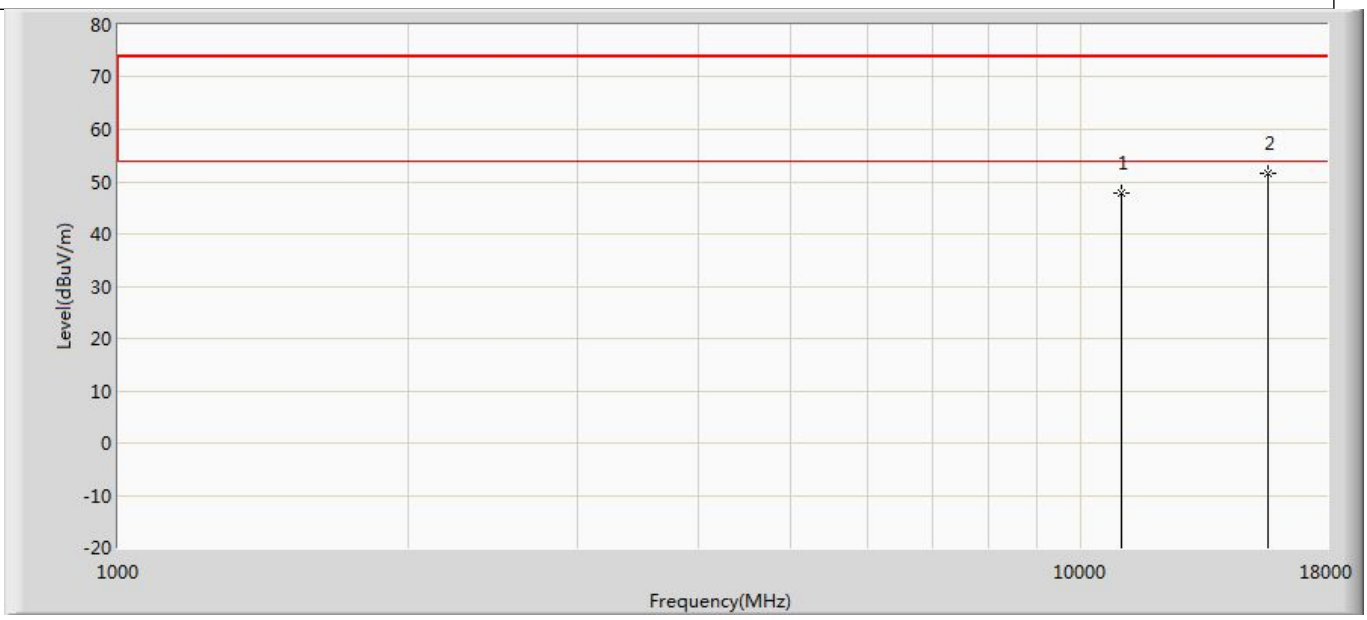

No	Mark	Frequency (MHz)	Measure Level (dBuV/m)	Reading Level (dBuV)	Over Limit (dB)	Limit (dBuV/m)	Factor (dB)	Type
1		11020.000	47.793	49.895	-26.207	74.000	-2.102	PK
2	*	15630.000	51.586	48.773	-22.414	74.000	2.814	PK

Profile: 23B0641R	Page No.: 126
Engineer:Pengcheng Yang	
Site: AC5	Time: 2023/12/06 - 05:08
Limit: FCC_Part15.209_RE(3m)	Margin: 0
Probe: Horn_3117_00167055(1-18GHz)	Polarity: Vertical
EUT: SKI.WB663U.2	Power: 3.3Vdc
Note: Mode 3：Transmit at 5510MHz by 802.11n(40MHz) with Ant1+2	

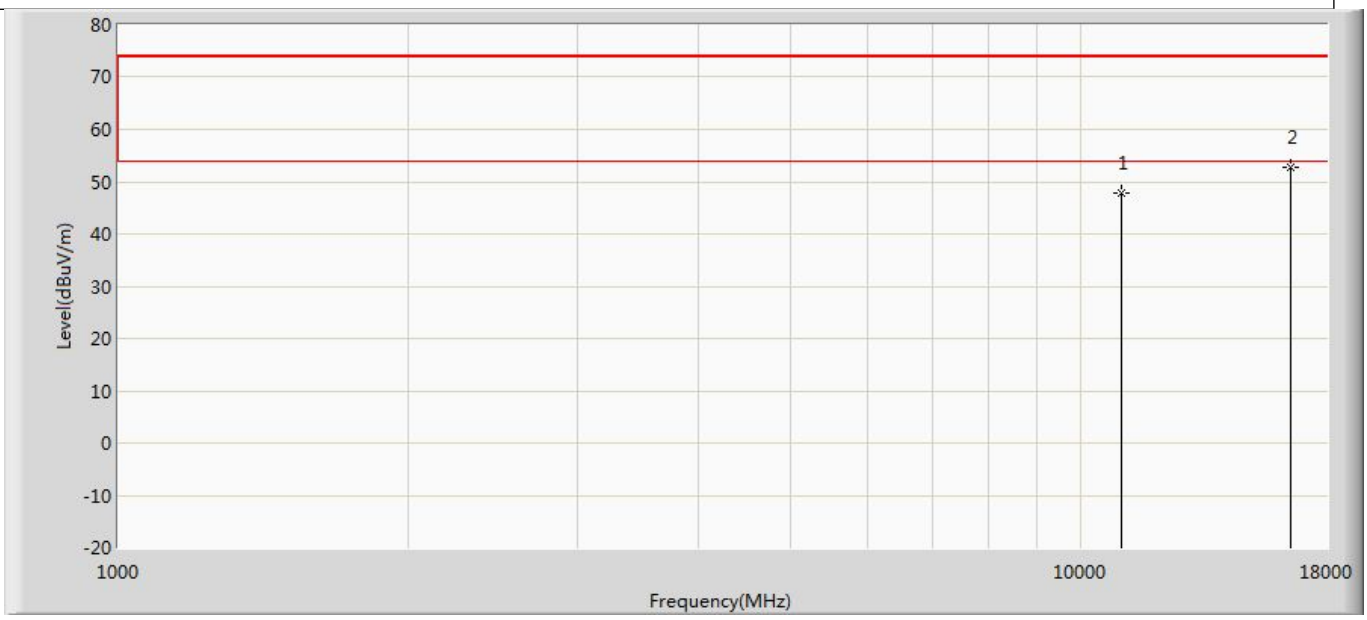

No	Mark	Frequency (MHz)	Measure Level (dBuV/m)	Reading Level (dBuV)	Over Limit (dB)	Limit (dBuV/m)	Factor (dB)	Type
1		11020.000	47.944	50.046	-26.056	74.000	-2.102	PK
2	*	16530.000	52.637	48.359	-21.363	74.000	4.278	PK

Profile: 23B0641R	Page No.: 127
Engineer:Pengcheng Yang	
Site: AC5	Time: 2023/12/06 - 05:08
Limit: FCC_Part15.209_RE(3m)	Margin: 0
Probe: Horn_3117_00167055(1-18GHz)	Polarity: Horizontal
EUT: SKI.WB663U.2	Power: 3.3Vdc
Note: Mode 3：Transmit at 5590MHz by 802.11n(40MHz) with Ant1+2	

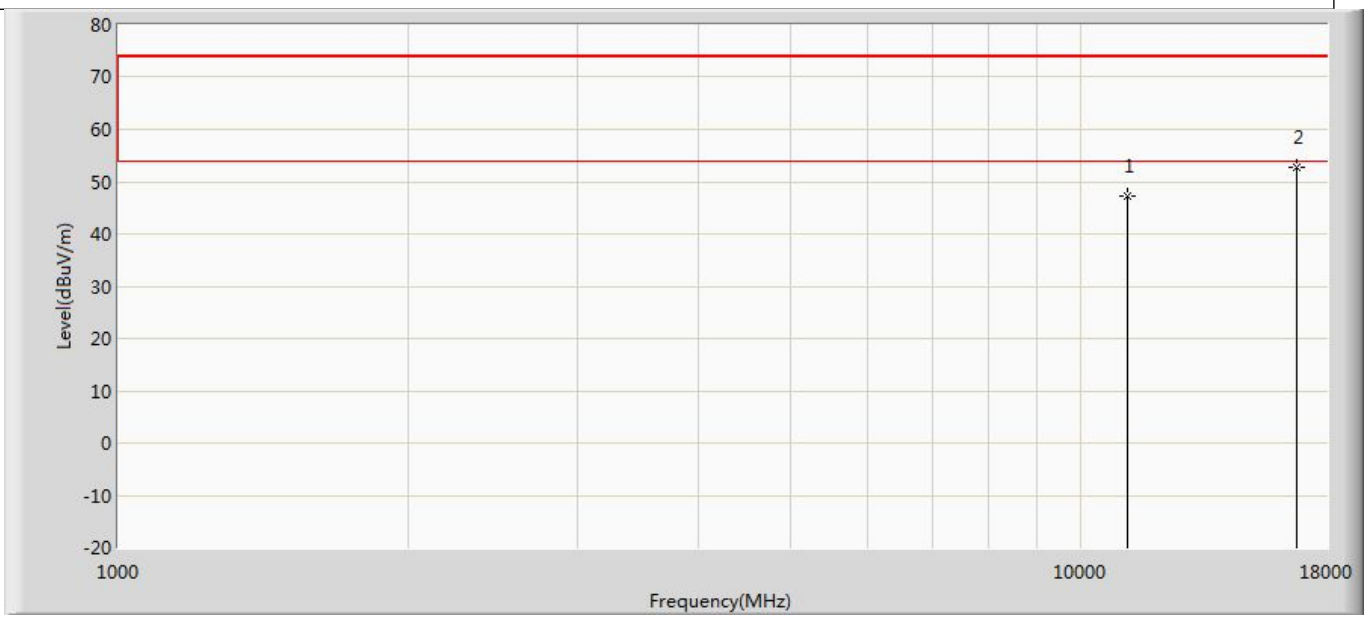

No	Mark	Frequency (MHz)	Measure Level (dBuV/m)	Reading Level (dBuV)	Over Limit (dB)	Limit (dBuV/m)	Factor (dB)	Type
1		11180.000	47.265	49.498	-26.735	74.000	-2.234	PK
2	*	16770.000	52.626	47.621	-21.374	74.000	5.005	PK

Profile: 23B0641R	Page No.: 128
Engineer:Pengcheng Yang	
Site: AC5	Time: 2023/12/06 - 05:08
Limit: FCC_Part15.209_RE(3m)	Margin: 0
Probe: Horn_3117_00167055(1-18GHz)	Polarity: Vertical
EUT: SKI.WB663U.2	Power: 3.3Vdc
Note: Mode 3：Transmit at 5590MHz by 802.11n(40MHz) with Ant1+2	

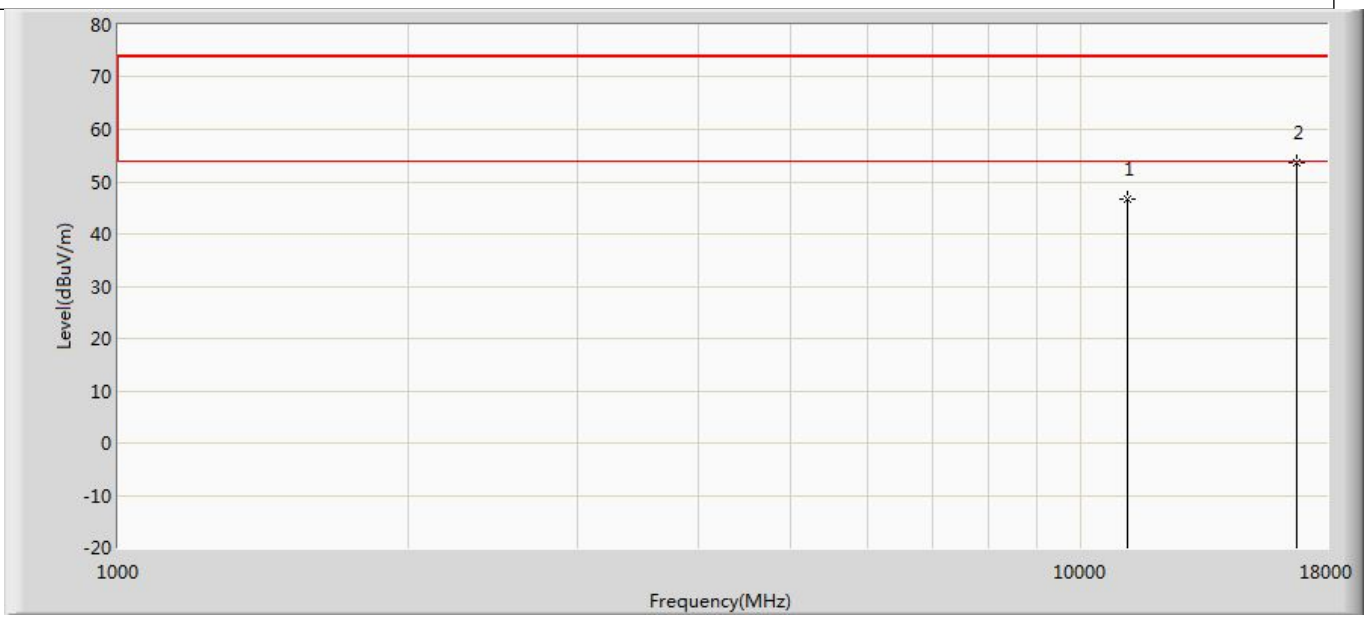

No	Mark	Frequency (MHz)	Measure Level (dBuV/m)	Reading Level (dBuV)	Over Limit (dB)	Limit (dBuV/m)	Factor (dB)	Type
1		11180.000	46.721	48.954	-27.279	74.000	-2.234	PK
2	*	16770.000	53.547	48.542	-20.453	74.000	5.005	PK

Profile: 23B0641R	Page No.: 129
Engineer:Pengcheng Yang	
Site: AC5	Time: 2023/12/06 - 05:08
Limit: FCC_Part15.209_RE(3m)	Margin: 0
Probe: Horn_3117_00167055(1-18GHz)	Polarity: Horizontal
EUT: SKI.WB663U.2	Power: 3.3Vdc
Note: Mode 3：Transmit at 5670MHz by 802.11n(40MHz) with Ant1+2	

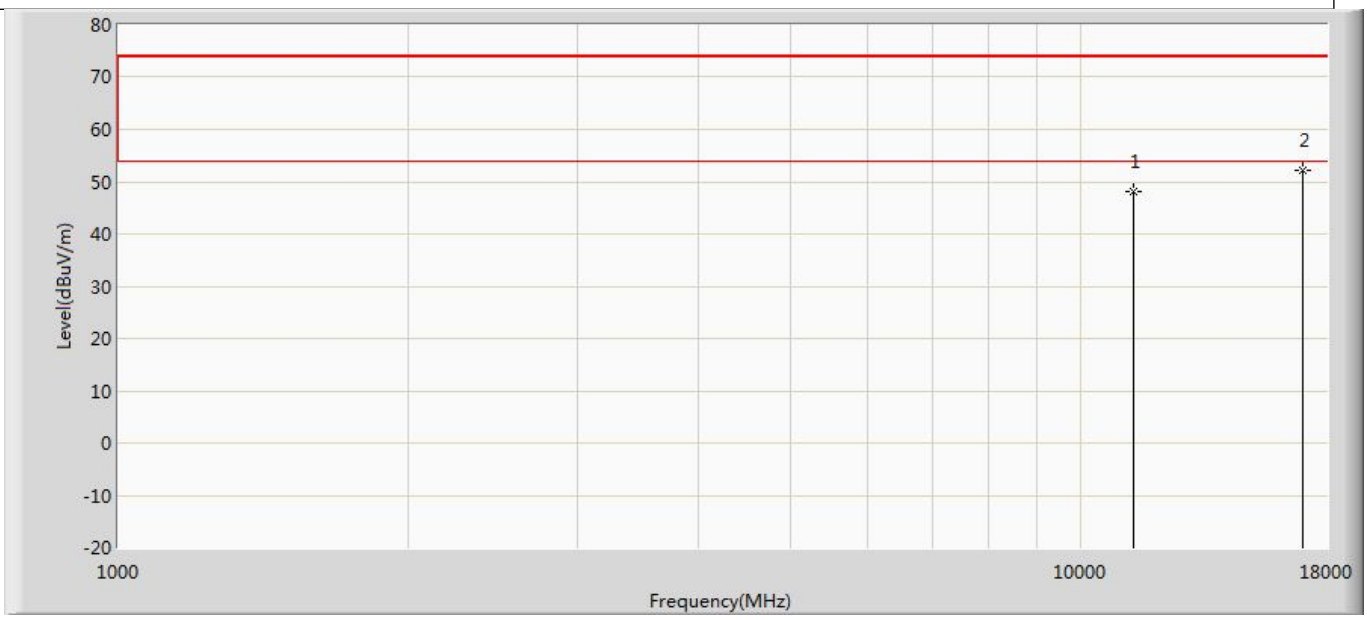

No	Mark	Frequency (MHz)	Measure Level (dBuV/m)	Reading Level (dBuV)	Over Limit (dB)	Limit (dBuV/m)	Factor (dB)	Type
1		11340.000	48.215	49.586	-25.785	74.000	-1.371	PK
2	*	17010.000	52.125	47.960	-21.875	74.000	4.165	PK

Profile: 23B0641R	Page No.: 130
Engineer:Pengcheng Yang	
Site: AC5	Time: 2023/12/06 - 05:09
Limit: FCC_Part15.209_RE(3m)	Margin: 0
Probe: Horn_3117_00167055(1-18GHz)	Polarity: Vertical
EUT: SKI.WB663U.2	Power: 3.3Vdc
Note: Mode 3：Transmit at 5670MHz by 802.11n(40MHz) with Ant1+2	

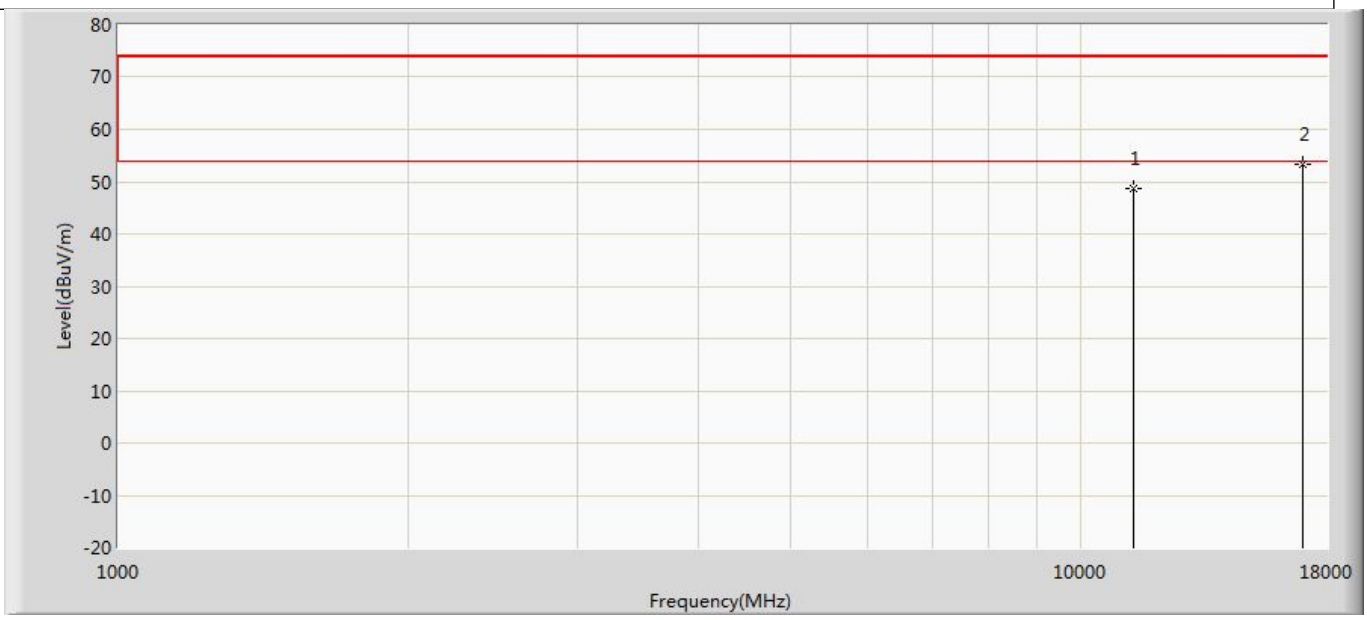

No	Mark	Frequency (MHz)	Measure Level (dBuV/m)	Reading Level (dBuV)	Over Limit (dB)	Limit (dBuV/m)	Factor (dB)	Type
1		11340.000	48.840	50.211	-25.160	74.000	-1.371	PK
2	*	17010.000	53.291	49.126	-20.709	74.000	4.165	PK

Profile: 23B0641R	Page No.: 131
Engineer:Pengcheng Yang	
Site: AC5	Time: 2023/12/06 - 05:09
Limit: FCC_Part15.209_RE(3m)	Margin: 0
Probe: Horn_3117_00167055(1-18GHz)	Polarity: Horizontal
EUT: SKI.WB663U.2	Power: 3.3Vdc
Note: Mode 3：Transmit at 5755MHz by 802.11n(40MHz) with Ant1+2	

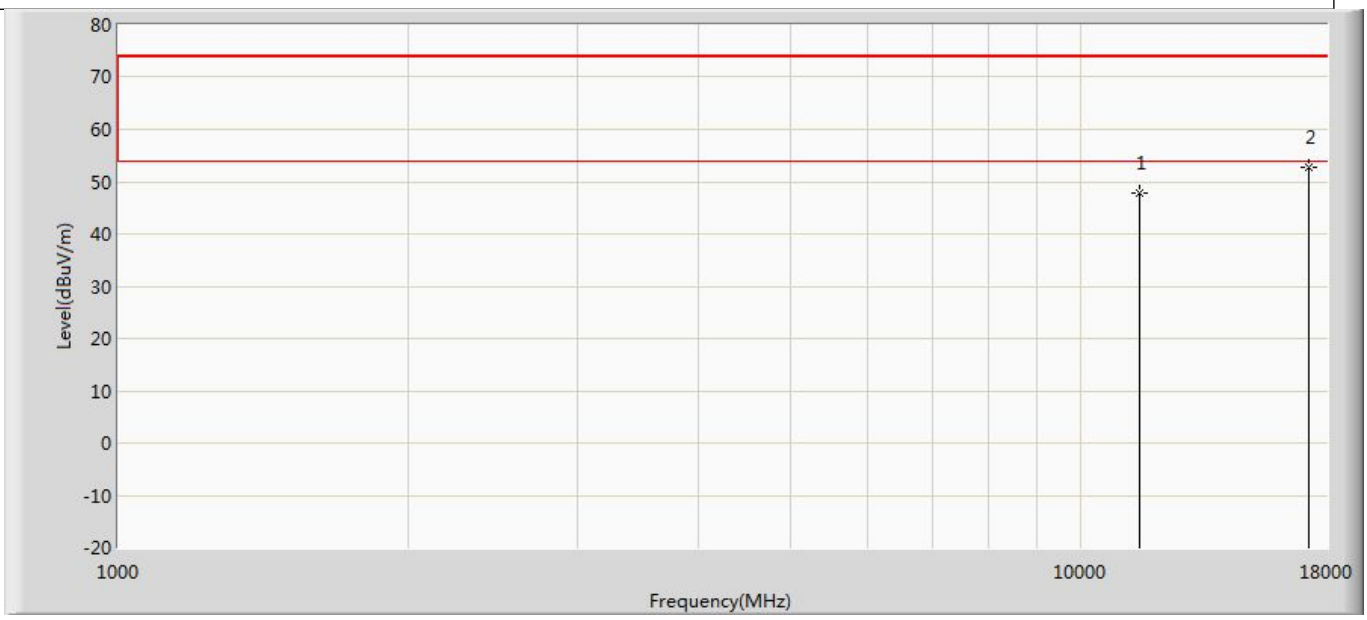

No	Mark	Frequency (MHz)	Measure Level (dBuV/m)	Reading Level (dBuV)	Over Limit (dB)	Limit (dBuV/m)	Factor (dB)	Type
1		11510.000	47.922	49.200	-26.078	74.000	-1.278	PK
2	*	17265.000	52.857	49.444	-21.143	74.000	3.412	PK

Profile: 23B0641R	Page No.: 132
Engineer:Pengcheng Yang	
Site: AC5	Time: 2023/12/06 - 05:09
Limit: FCC_Part15.209_RE(3m)	Margin: 0
Probe: Horn_3117_00167055(1-18GHz)	Polarity: Vertical
EUT: SKI.WB663U.2	Power: 3.3Vdc
Note: Mode 3：Transmit at 5755MHz by 802.11n(40MHz) with Ant1+2	

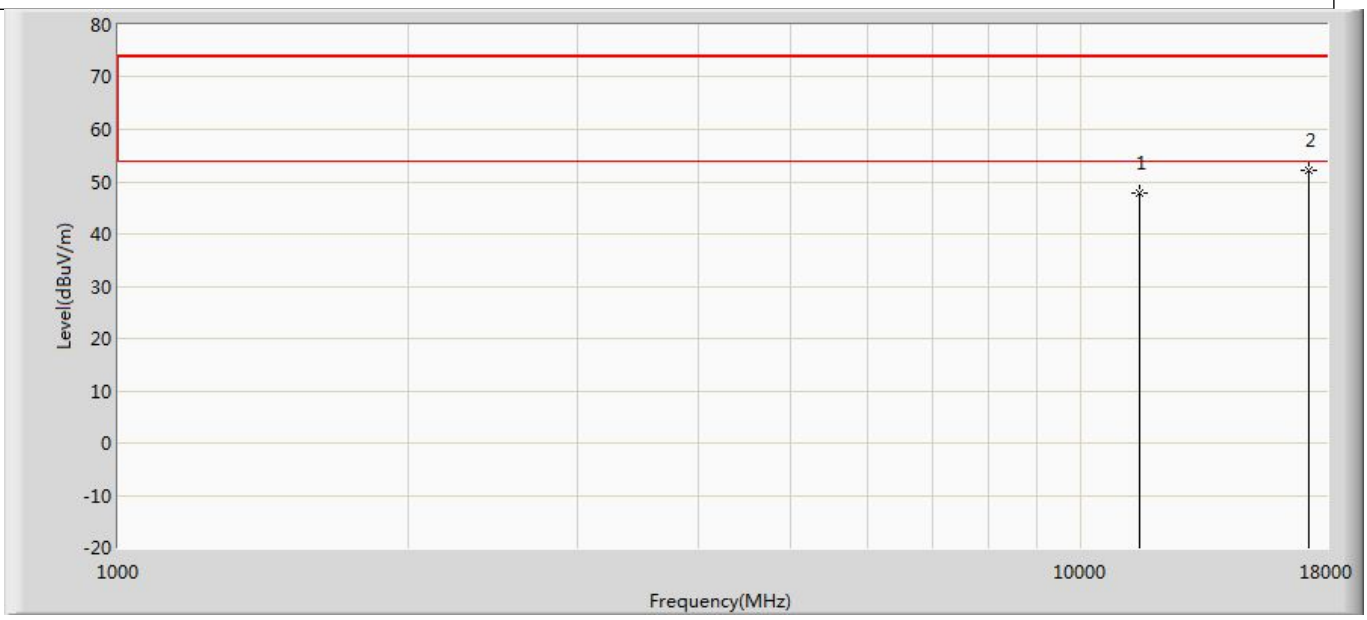

No	Mark	Frequency (MHz)	Measure Level (dBuV/m)	Reading Level (dBuV)	Over Limit (dB)	Limit (dBuV/m)	Factor (dB)	Type
1		11510.000	47.924	49.202	-26.076	74.000	-1.278	PK
2	*	17265.000	52.316	48.903	-21.684	74.000	3.412	PK

Profile: 23B0641R	Page No.: 133
Engineer:Pengcheng Yang	
Site: AC5	Time: 2023/12/06 - 05:09
Limit: FCC_Part15.209_RE(3m)	Margin: 0
Probe: Horn_3117_00167055(1-18GHz)	Polarity: Horizontal
EUT: SKI.WB663U.2	Power: 3.3Vdc
Note: Mode 3：Transmit at 5795MHz by 802.11n(40MHz) with Ant1+2	

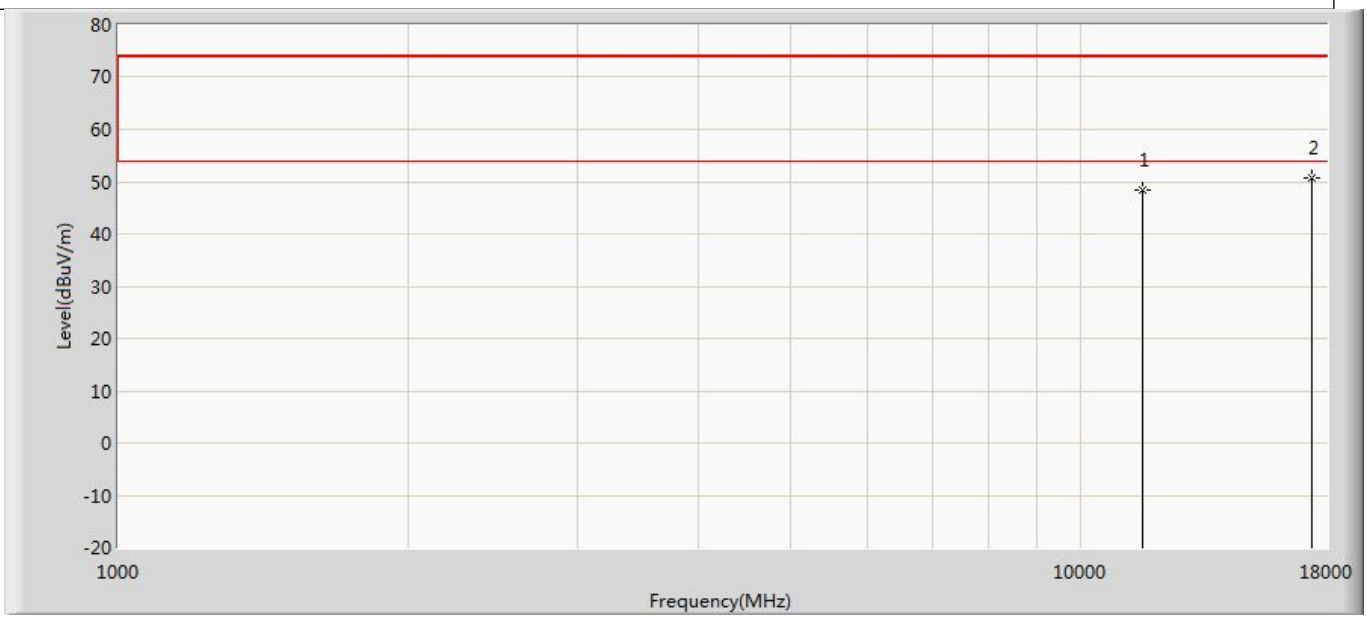

No	Mark	Frequency (MHz)	Measure Level (dBuV/m)	Reading Level (dBuV)	Over Limit (dB)	Limit (dBuV/m)	Factor (dB)	Type
1		11590.000	48.385	48.284	-25.615	74.000	0.101	PK
2	*	17385.000	50.649	47.317	-23.351	74.000	3.332	PK

Profile: 23B0641R	Page No.: 134
Engineer:Pengcheng Yang	
Site: AC5	Time: 2023/12/06 - 05:09
Limit: FCC_Part15.209_RE(3m)	Margin: 0
Probe: Horn_3117_00167055(1-18GHz)	Polarity: Vertical
EUT: SKI.WB663U.2	Power: 3.3Vdc
Note: Mode 3：Transmit at 5795MHz by 802.11n(40MHz) with Ant1+2	

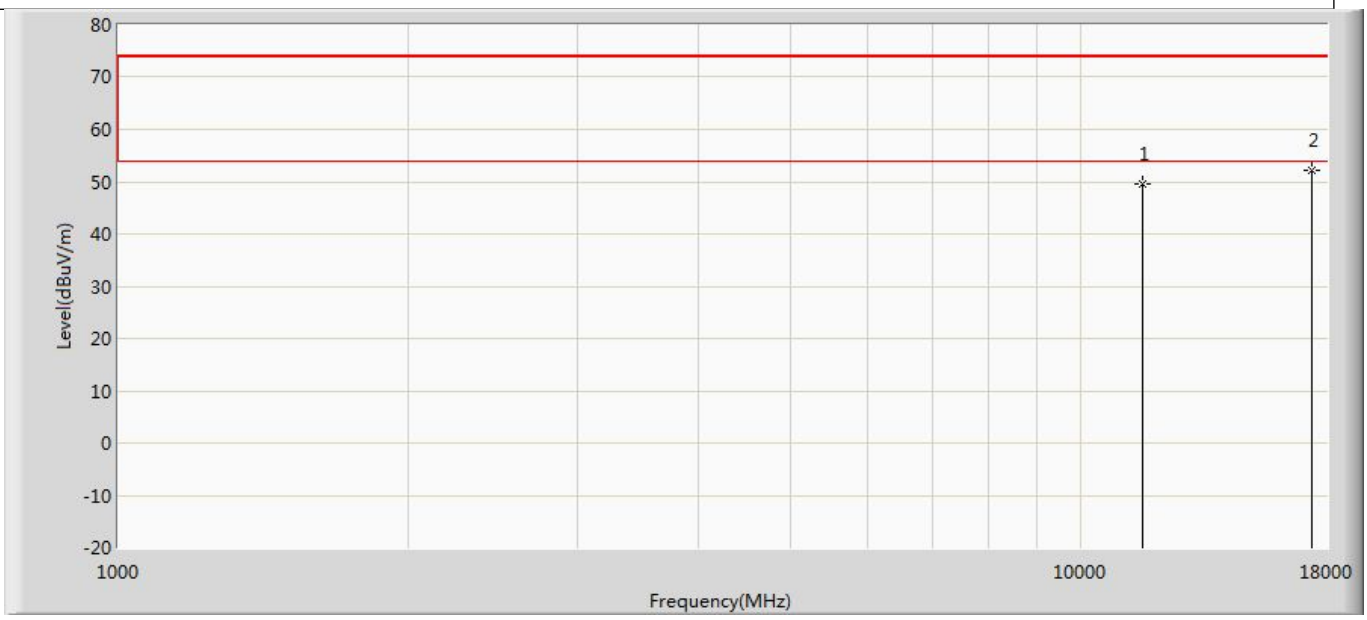

No	Mark	Frequency (MHz)	Measure Level (dBuV/m)	Reading Level (dBuV)	Over Limit (dB)	Limit (dBuV/m)	Factor (dB)	Type
1		11590.000	49.517	49.416	-24.483	74.000	0.101	PK
2	*	17385.000	52.228	48.896	-21.772	74.000	3.332	PK

Profile: 23B0641R	Page No.: 135
Engineer:Pengcheng Yang	
Site: AC5	Time: 2023/12/06 - 05:09
Limit: FCC_Part15.209_RE(3m)	Margin: 0
Probe: Horn_3117_00167055(1-18GHz)	Polarity: Horizontal
EUT: SKI.WB663U.2	Power: 3.3Vdc
Note: Mode 4：Transmit at 5180MHz by 802.11ac(20MHz) with Ant1+2	

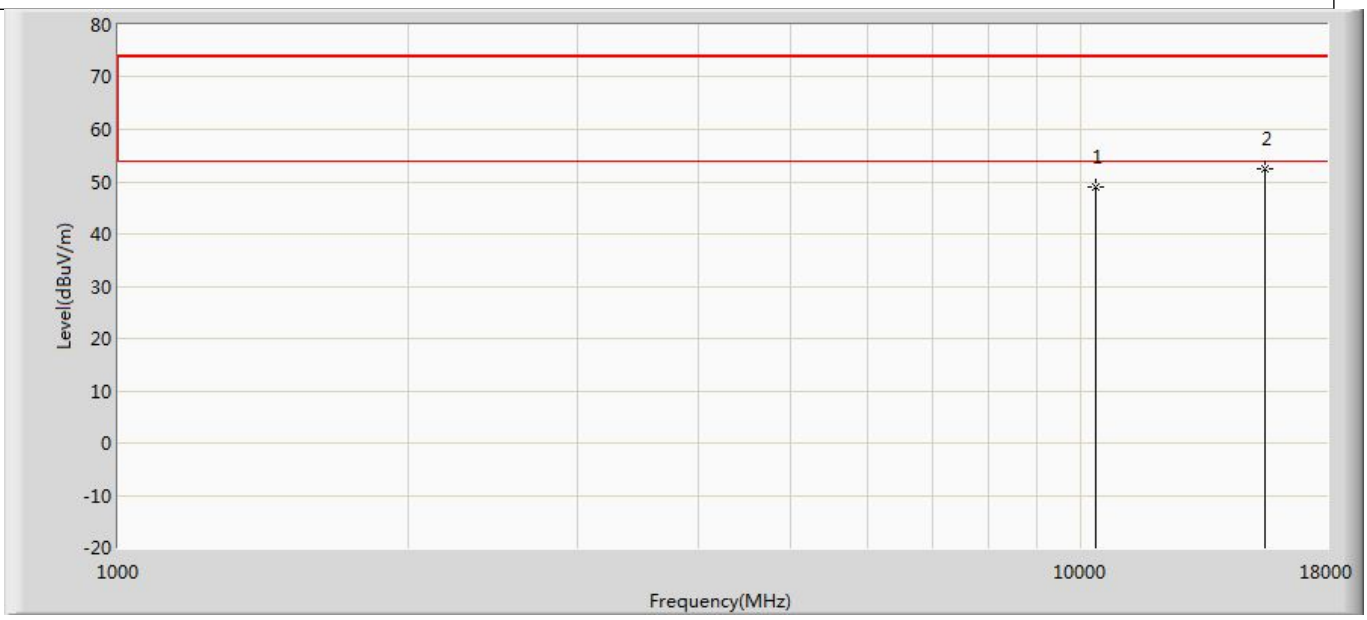

No	Mark	Frequency (MHz)	Measure Level (dBuV/m)	Reading Level (dBuV)	Over Limit (dB)	Limit (dBuV/m)	Factor (dB)	Type
1		10360.000	48.852	52.258	-25.148	74.000	-3.406	PK
2	*	15540.000	52.364	51.321	-21.636	74.000	1.043	PK

Profile: 23B0641R	Page No.: 136
Engineer:Pengcheng Yang	
Site: AC5	Time: 2023/12/06 - 05:09
Limit: FCC_Part15.209_RE(3m)	Margin: 0
Probe: Horn_3117_00167055(1-18GHz)	Polarity: Vertical
EUT: SKI.WB663U.2	Power: 3.3Vdc
Note: Mode 4：Transmit at 5180MHz by 802.11ac(20MHz) with Ant1+2	

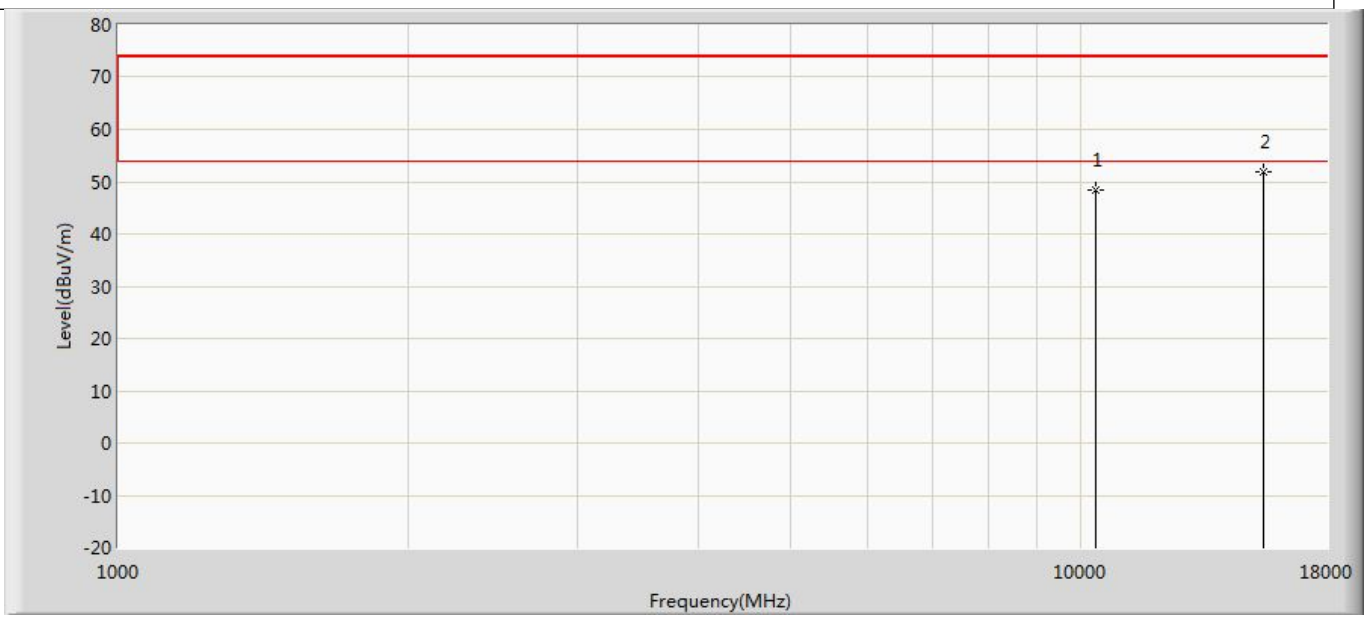

No	Mark	Frequency (MHz)	Measure Level (dBuV/m)	Reading Level (dBuV)	Over Limit (dB)	Limit (dBuV/m)	Factor (dB)	Type
1		10360.000	48.334	51.740	-25.666	74.000	-3.406	PK
2	*	15440.000	51.975	50.875	-22.025	74.000	1.099	PK

Profile: 23B0641R	Page No.: 137
Engineer:Pengcheng Yang	
Site: AC5	Time: 2023/12/06 - 05:09
Limit: FCC_Part15.209_RE(3m)	Margin: 0
Probe: Horn_3117_00167055(1-18GHz)	Polarity: Horizontal
EUT: SKI.WB663U.2	Power: 3.3Vdc
Note: Mode 4：Transmit at 5220MHz by 802.11ac(20MHz) with Ant1+2	

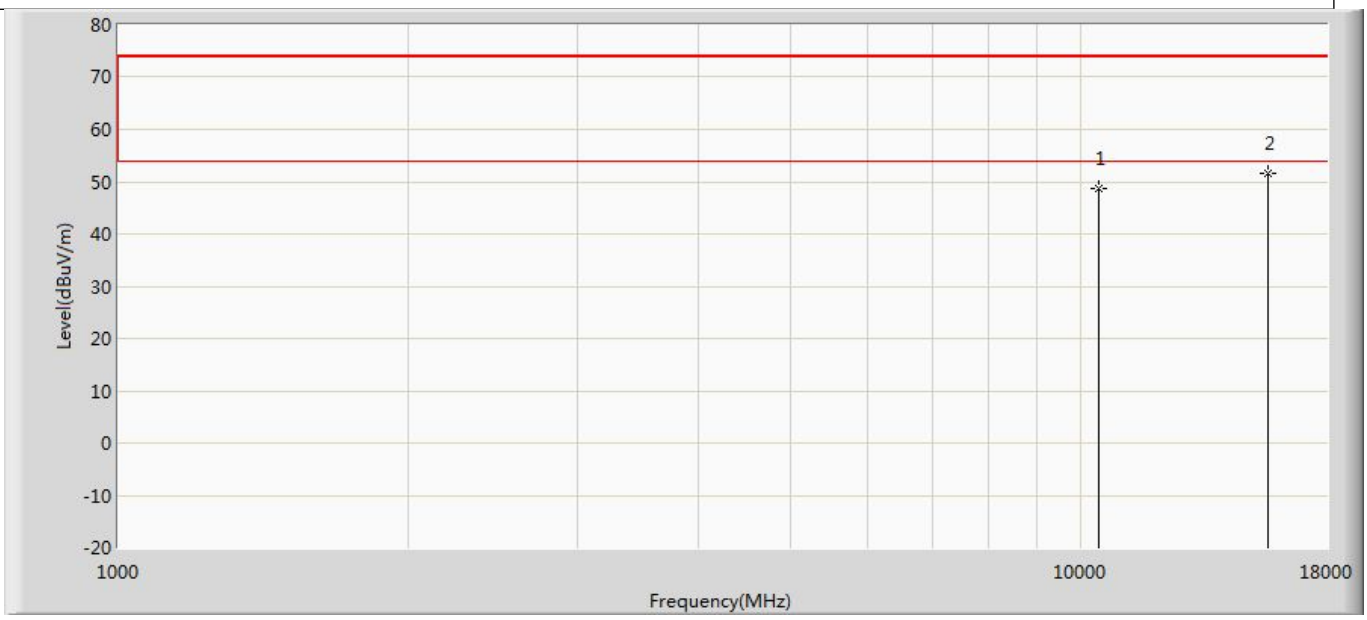

No	Mark	Frequency (MHz)	Measure Level (dBuV/m)	Reading Level (dBuV)	Over Limit (dB)	Limit (dBuV/m)	Factor (dB)	Type
1		10440.000	48.612	51.906	-25.388	74.000	-3.294	PK
2	*	15660.000	51.555	50.544	-22.445	74.000	1.011	PK

Profile: 23B0641R	Page No.: 138
Engineer:Pengcheng Yang	
Site: AC5	Time: 2023/12/06 - 05:09
Limit: FCC_Part15.209_RE(3m)	Margin: 0
Probe: Horn_3117_00167055(1-18GHz)	Polarity: Vertical
EUT: SKI.WB663U.2	Power: 3.3Vdc
Note: Mode 4：Transmit at 5220MHz by 802.11ac(20MHz) with Ant1+2	

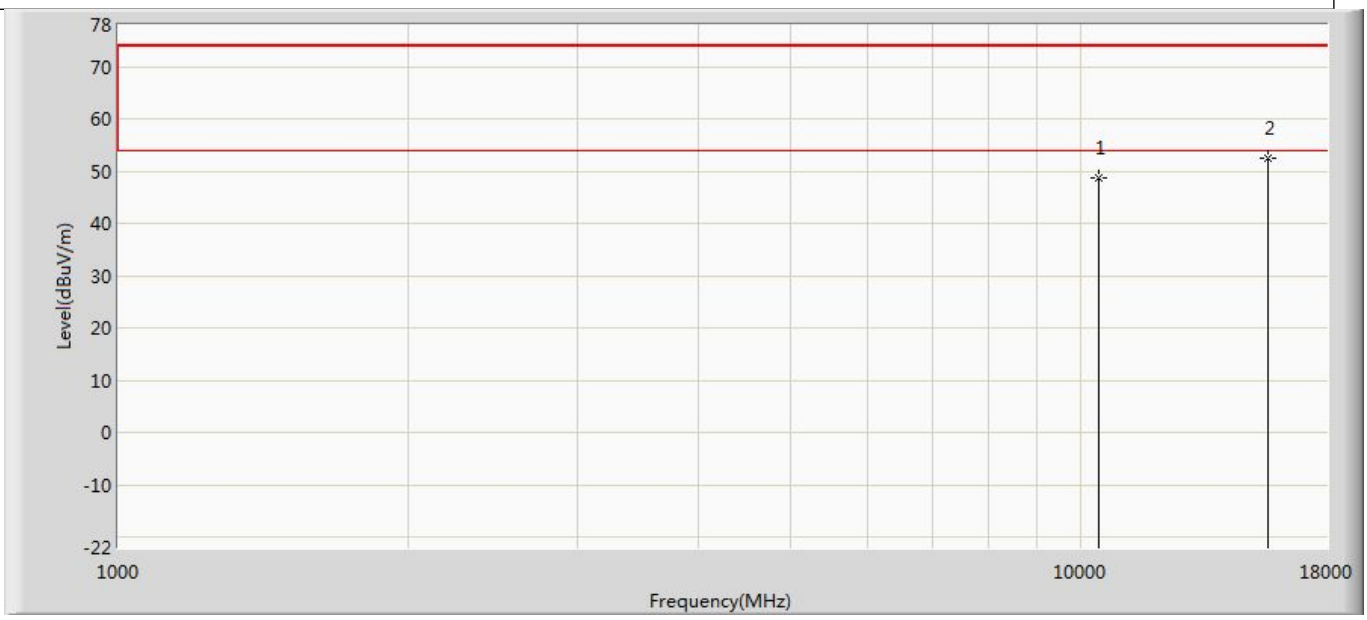

No	Mark	Frequency (MHz)	Measure Level (dBuV/m)	Reading Level (dBuV)	Over Limit (dB)	Limit (dBuV/m)	Factor (dB)	Type
1		10440.000	48.856	52.150	-25.144	74.000	-3.294	PK
2	*	15660.000	52.528	51.517	-21.472	74.000	1.011	PK

Profile: 23B0641R	Page No.: 139
Engineer:Pengcheng Yang	
Site: AC5	Time: 2023/12/06 - 05:09
Limit: FCC_Part15.209_RE(3m)	Margin: 0
Probe: Horn_3117_00167055(1-18GHz)	Polarity: Horizontal
EUT: SKI.WB663U.2	Power: 3.3Vdc
Note: Mode 4：Transmit at 5240MHz by 802.11ac(20MHz) with Ant1+2	

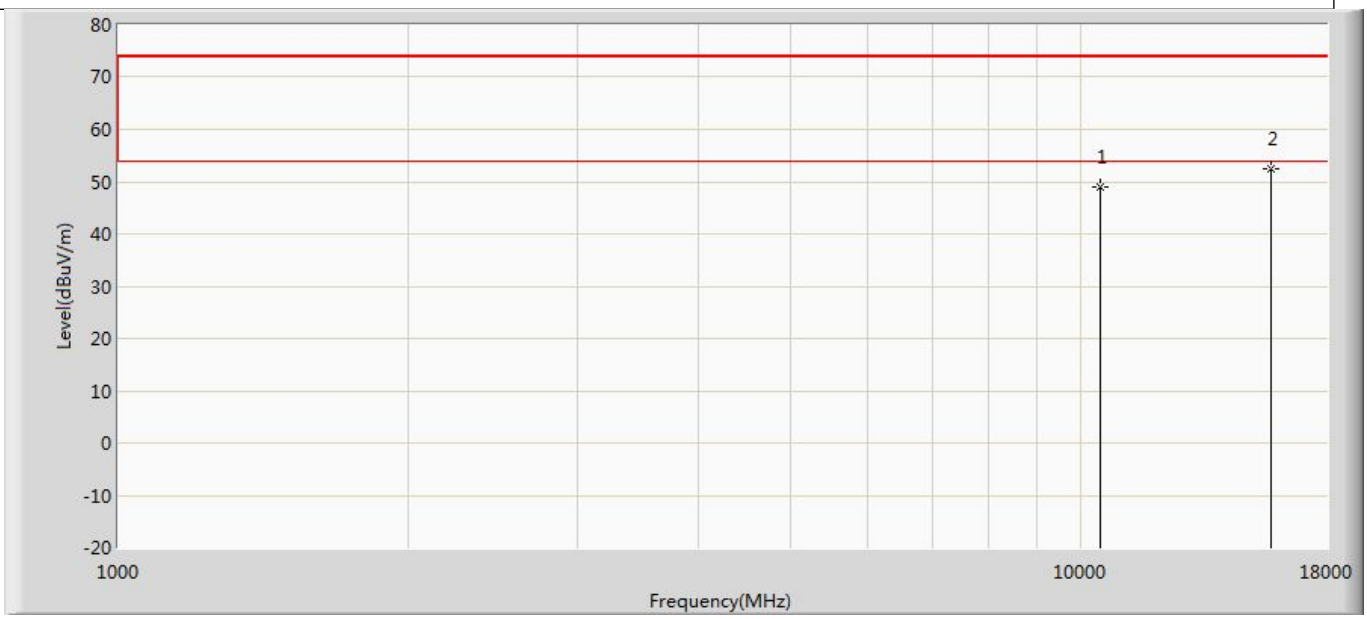

No	Mark	Frequency (MHz)	Measure Level (dBuV/m)	Reading Level (dBuV)	Over Limit (dB)	Limit (dBuV/m)	Factor (dB)	Type
1		10480.000	49.032	52.311	-24.968	74.000	-3.279	PK
2	*	15720.000	52.351	50.831	-21.649	74.000	1.520	PK

Profile: 23B0641R	Page No.: 140
Engineer:Pengcheng Yang	
Site: AC5	Time: 2023/12/06 - 05:09
Limit: FCC_Part15.209_RE(3m)	Margin: 0
Probe: Horn_3117_00167055(1-18GHz)	Polarity: Vertical
EUT: SKI.WB663U.2	Power: 3.3Vdc
Note: Mode 4：Transmit at 5240MHz by 802.11ac(20MHz) with Ant1+2	

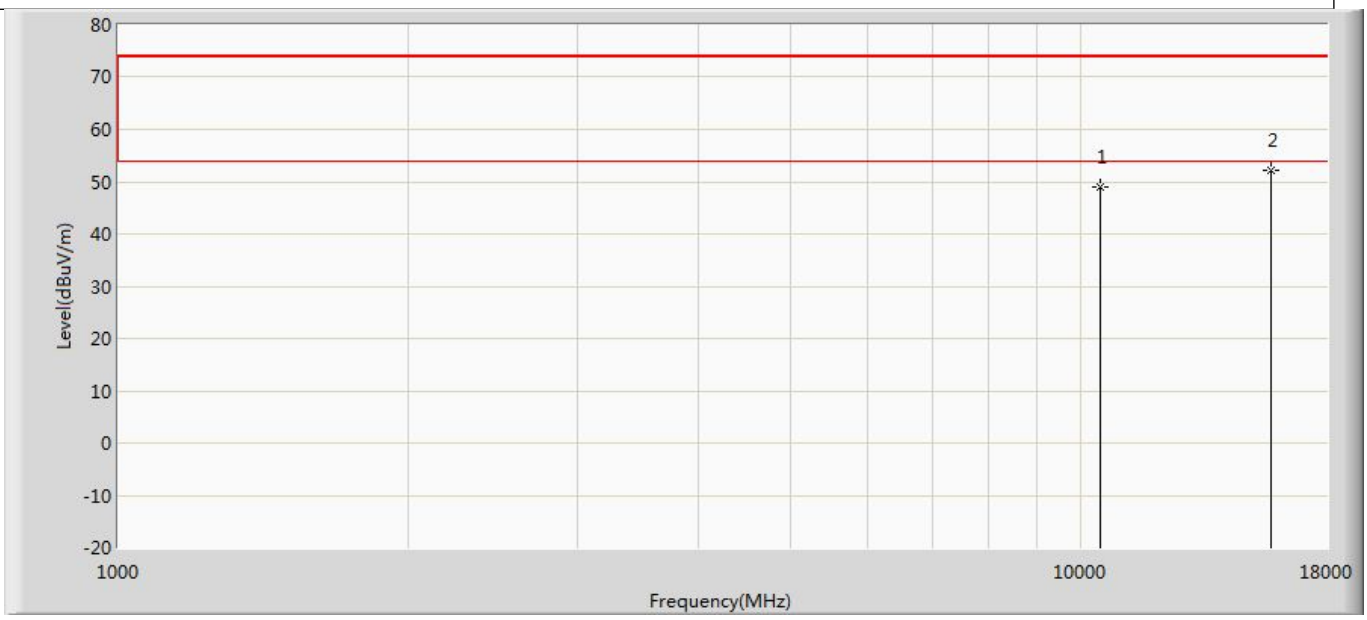

No	Mark	Frequency (MHz)	Measure Level (dBuV/m)	Reading Level (dBuV)	Over Limit (dB)	Limit (dBuV/m)	Factor (dB)	Type
1		10480.000	49.075	52.354	-24.925	74.000	-3.279	PK
2	*	15720.000	52.059	50.539	-21.941	74.000	1.520	PK

Profile: 23B0641R	Page No.: 141
Engineer:Pengcheng Yang	
Site: AC5	Time: 2023/12/06 - 05:09
Limit: FCC_Part15.209_RE(3m)	Margin: 0
Probe: Horn_3117_00167055(1-18GHz)	Polarity: Horizontal
EUT: SKI.WB663U.2	Power: 3.3Vdc
Note: Mode 4：Transmit at 5260MHz by 802.11ac(20MHz) with Ant1+2	

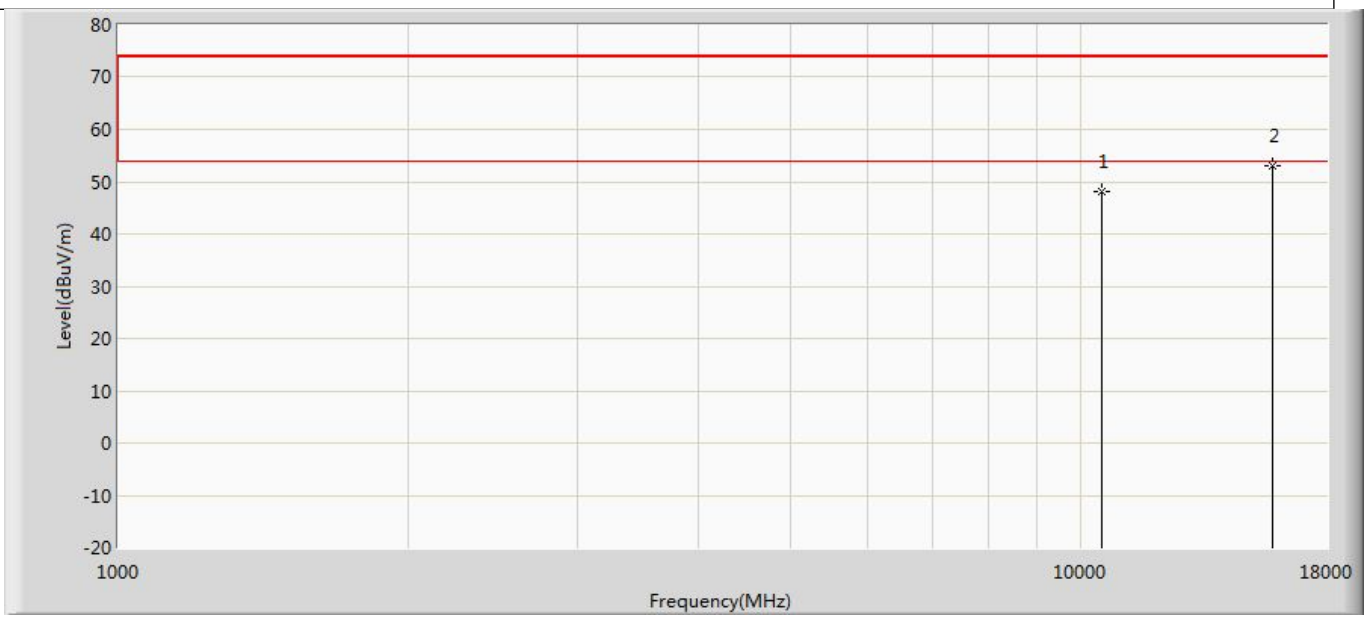

No	Mark	Frequency (MHz)	Measure Level (dBuV/m)	Reading Level (dBuV)	Over Limit (dB)	Limit (dBuV/m)	Factor (dB)	Type
1		10520.000	48.004	51.243	-25.996	74.000	-3.239	PK
2	*	15780.000	53.083	51.825	-20.917	74.000	1.257	PK

Profile: 23B0641R	Page No.: 142
Engineer:Pengcheng Yang	
Site: AC5	Time: 2023/12/06 - 05:10
Limit: FCC_Part15.209_RE(3m)	Margin: 0
Probe: Horn_3117_00167055(1-18GHz)	Polarity: Vertical
EUT: SKI.WB663U.2	Power: 3.3Vdc
Note: Mode 4：Transmit at 5260MHz by 802.11ac(20MHz) with Ant1+2	

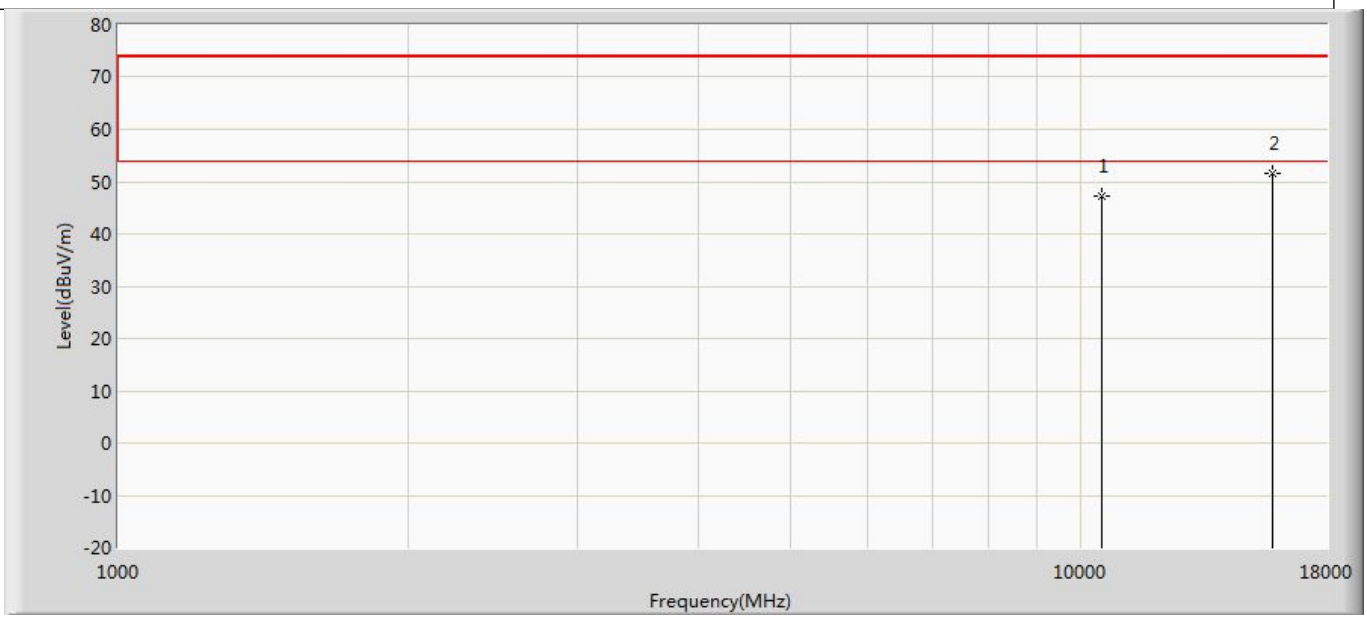

No	Mark	Frequency (MHz)	Measure Level (dBuV/m)	Reading Level (dBuV)	Over Limit (dB)	Limit (dBuV/m)	Factor (dB)	Type
1		10520.000	47.263	50.502	-26.737	74.000	-3.239	PK
2	*	15780.000	51.649	50.391	-22.351	74.000	1.257	PK

Profile: 23B0641R	Page No.: 143
Engineer:Pengcheng Yang	
Site: AC5	Time: 2023/12/06 - 05:10
Limit: FCC_Part15.209_RE(3m)	Margin: 0
Probe: Horn_3117_00167055(1-18GHz)	Polarity: Horizontal
EUT: SKI.WB663U.2	Power: 3.3Vdc
Note: Mode 4：Transmit at 5300MHz by 802.11ac(20MHz) with Ant1+2	

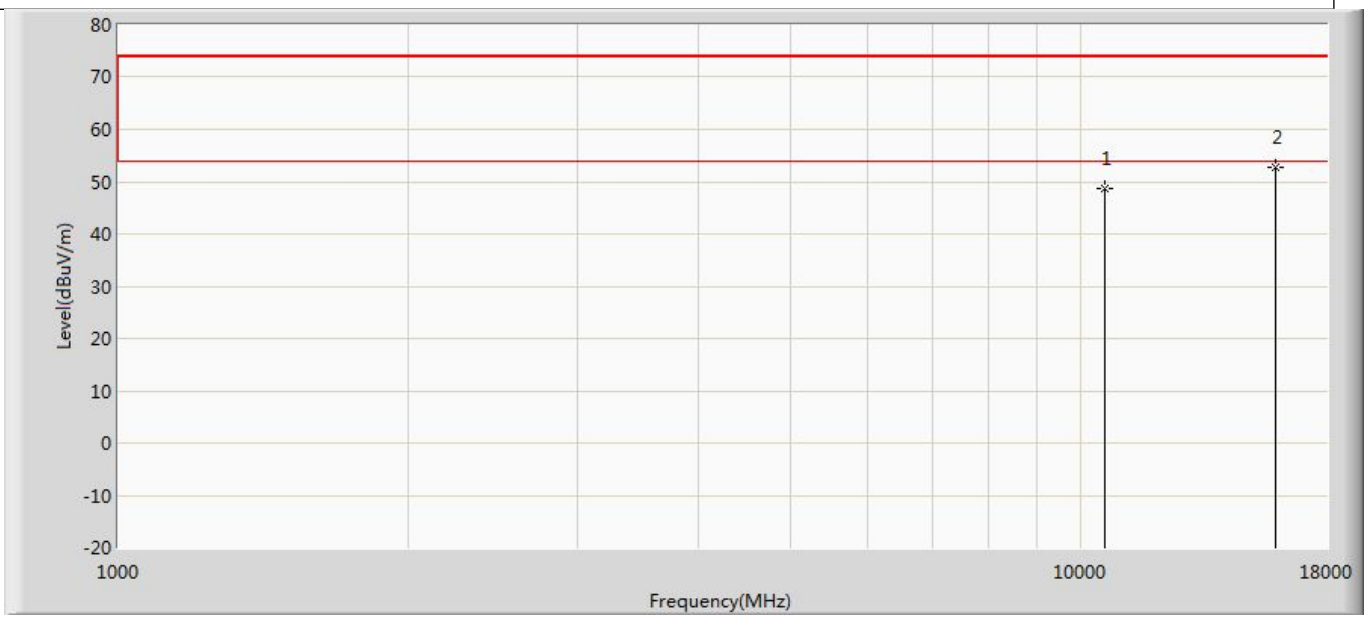

No	Mark	Frequency (MHz)	Measure Level (dBuV/m)	Reading Level (dBuV)	Over Limit (dB)	Limit (dBuV/m)	Factor (dB)	Type
1		10600.000	48.747	51.449	-25.253	74.000	-2.702	PK
2	*	15900.000	52.709	50.642	-21.291	74.000	2.067	PK

Profile: 23B0641R	Page No.: 144
Engineer:Pengcheng Yang	
Site: AC5	Time: 2023/12/06 - 05:10
Limit: FCC_Part15.209_RE(3m)	Margin: 0
Probe: Horn_3117_00167055(1-18GHz)	Polarity: Vertical
EUT: SKI.WB663U.2	Power: 3.3Vdc
Note: Mode 4：Transmit at 5300MHz by 802.11ac(20MHz) with Ant1+2	

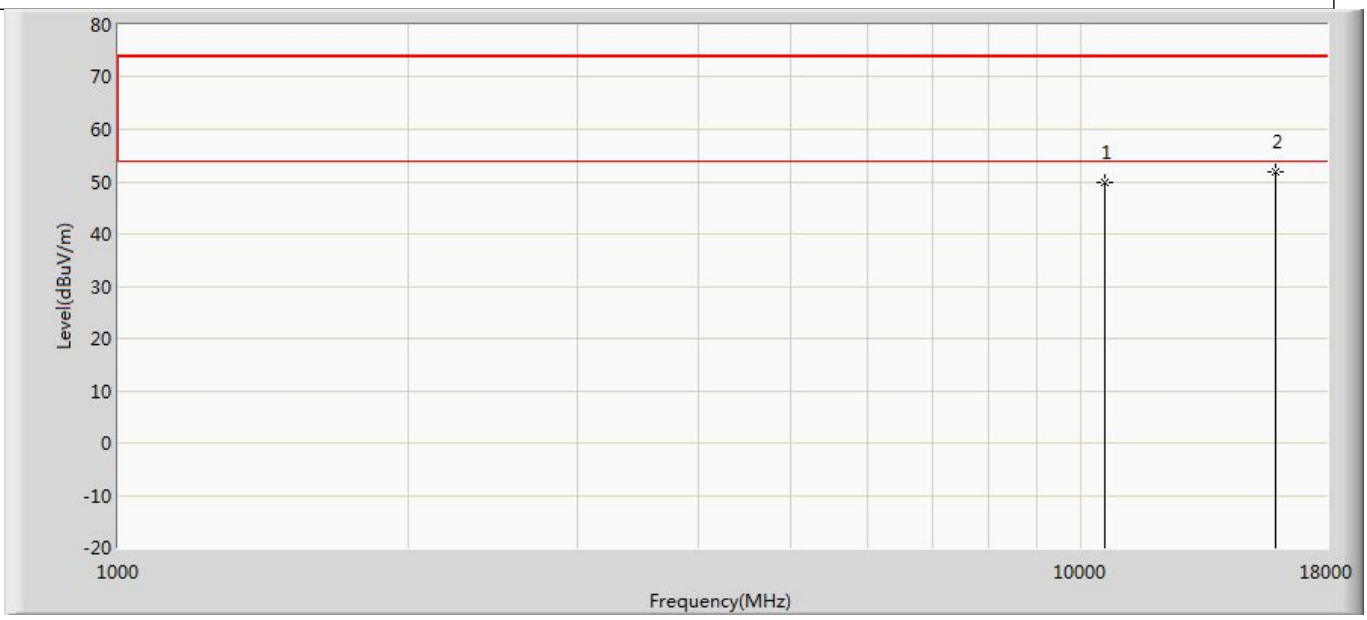

No	Mark	Frequency (MHz)	Measure Level (dBuV/m)	Reading Level (dBuV)	Over Limit (dB)	Limit (dBuV/m)	Factor (dB)	Type
1		10600.000	49.806	52.508	-24.194	74.000	-2.702	PK
2	*	15900.000	52.010	49.943	-21.990	74.000	2.067	PK

Profile: 23B0641R	Page No.: 145
Engineer:Pengcheng Yang	
Site: AC5	Time: 2023/12/06 - 05:10
Limit: FCC_Part15.209_RE(3m)	Margin: 0
Probe: Horn_3117_00167055(1-18GHz)	Polarity: Horizontal
EUT: SKI.WB663U.2	Power: 3.3Vdc
Note: Mode 4：Transmit at 5320MHz by 802.11ac(20MHz) with Ant1+2	

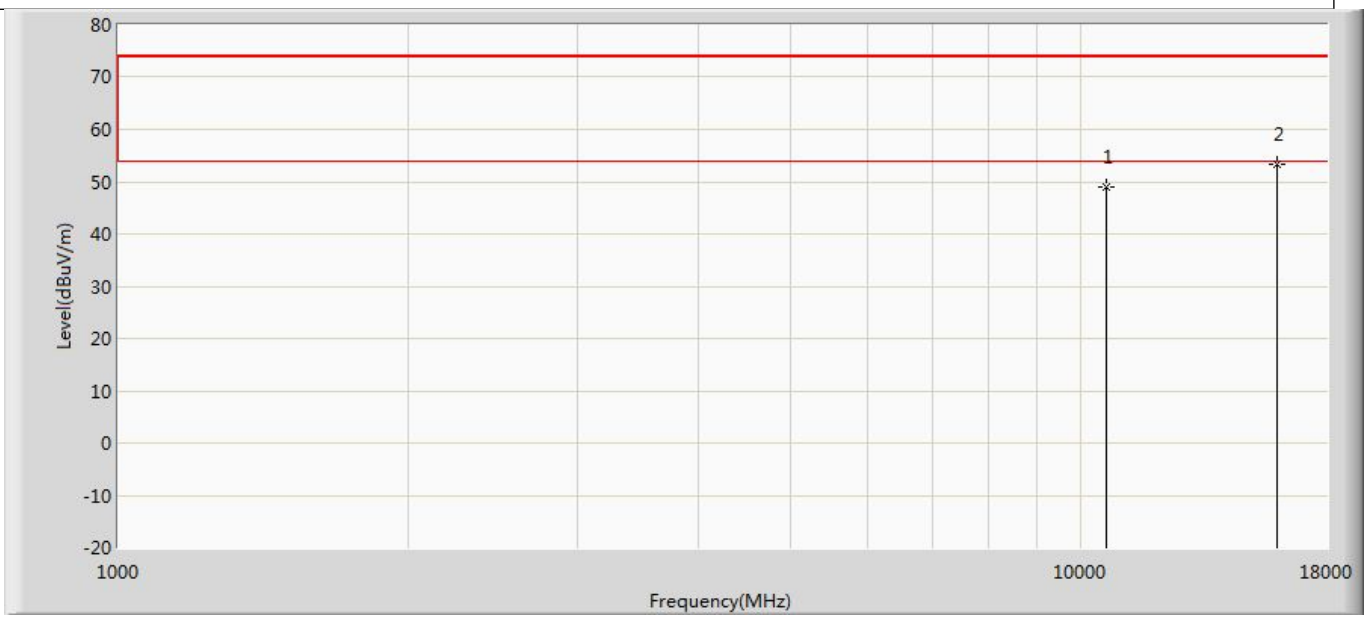

No	Mark	Frequency (MHz)	Measure Level (dBuV/m)	Reading Level (dBuV)	Over Limit (dB)	Limit (dBuV/m)	Factor (dB)	Type
1		10640.000	48.969	52.333	-25.031	74.000	-3.364	PK
2	*	15960.000	53.442	52.309	-20.558	74.000	1.133	PK

Profile: 23B0641R	Page No.: 146
Engineer:Pengcheng Yang	
Site: AC5	Time: 2023/12/06 - 05:10
Limit: FCC_Part15.209_RE(3m)	Margin: 0
Probe: Horn_3117_00167055(1-18GHz)	Polarity: Vertical
EUT: SKI.WB663U.2	Power: 3.3Vdc
Note: Mode 4：Transmit at 5320MHz by 802.11ac(20MHz) with Ant1+2	

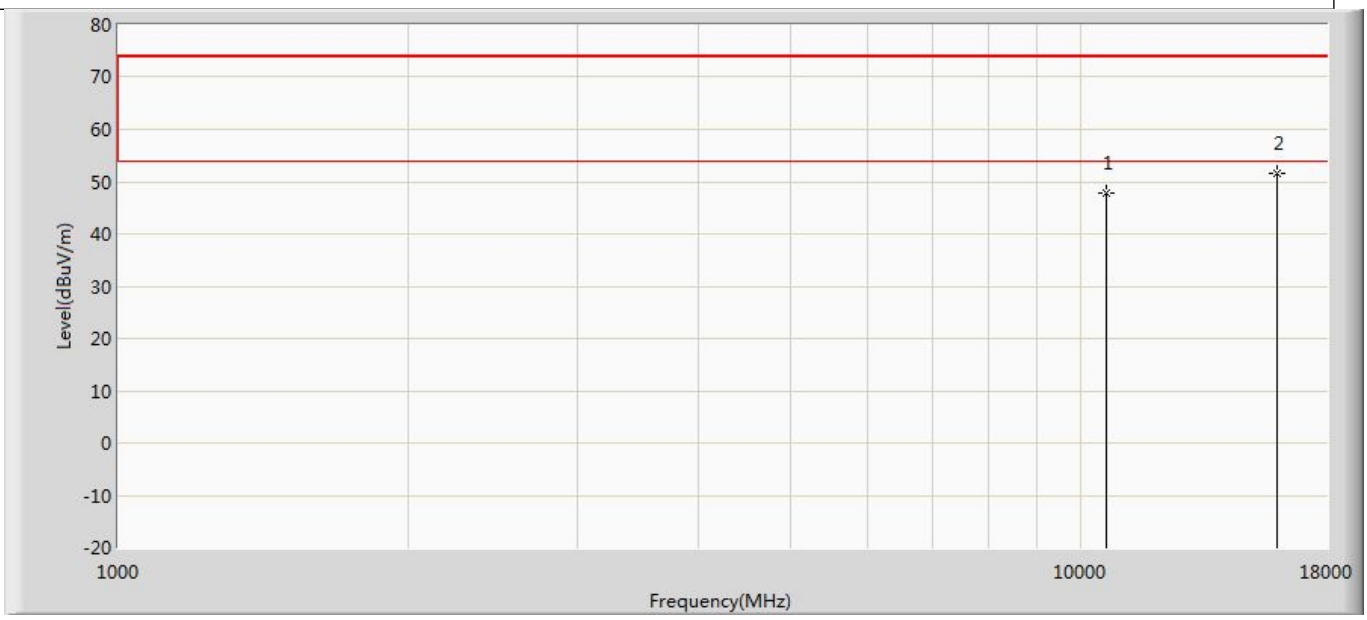

No	Mark	Frequency (MHz)	Measure Level (dBuV/m)	Reading Level (dBuV)	Over Limit (dB)	Limit (dBuV/m)	Factor (dB)	Type
1		10640.000	47.949	51.313	-26.051	74.000	-3.364	PK
2	*	15960.000	51.615	50.482	-22.385	74.000	1.133	PK

Profile: 23B0641R	Page No.: 147
Engineer:Pengcheng Yang	
Site: AC5	Time: 2023/12/06 - 05:10
Limit: FCC_Part15.209_RE(3m)	Margin: 0
Probe: Horn_3117_00167055(1-18GHz)	Polarity: Horizontal
EUT: SKI.WB663U.2	Power: 3.3Vdc
Note: Mode 4：Transmit at 5500MHz by 802.11ac(20MHz) with Ant1+2	

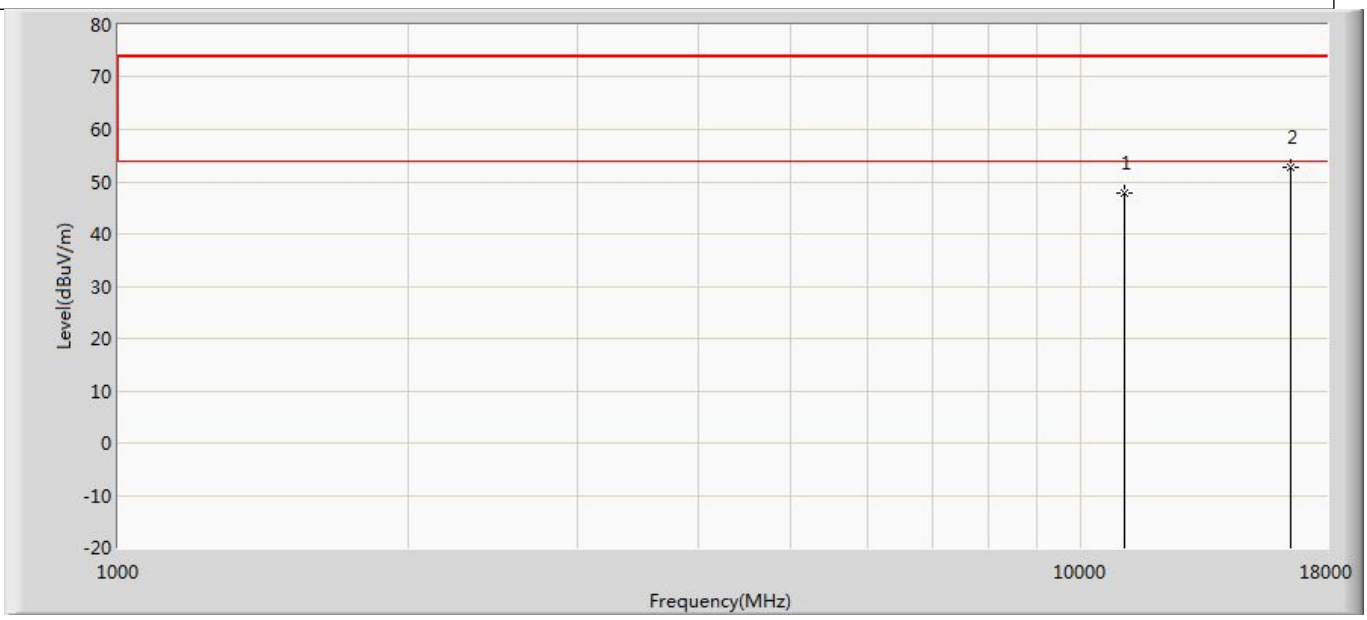

No	Mark	Frequency (MHz)	Measure Level (dBuV/m)	Reading Level (dBuV)	Over Limit (dB)	Limit (dBuV/m)	Factor (dB)	Type
1		11100.000	47.781	49.869	-26.219	74.000	-2.089	PK
2	*	16500.000	52.686	47.753	-21.314	74.000	4.933	PK

Profile: 23B0641R	Page No.: 148
Engineer:Pengcheng Yang	
Site: AC5	Time: 2023/12/06 - 05:10
Limit: FCC_Part15.209_RE(3m)	Margin: 0
Probe: Horn_3117_00167055(1-18GHz)	Polarity: Vertical
EUT: SKI.WB663U.2	Power: 3.3Vdc
Note: Mode 4：Transmit at 5500MHz by 802.11ac(20MHz) with Ant1+2	

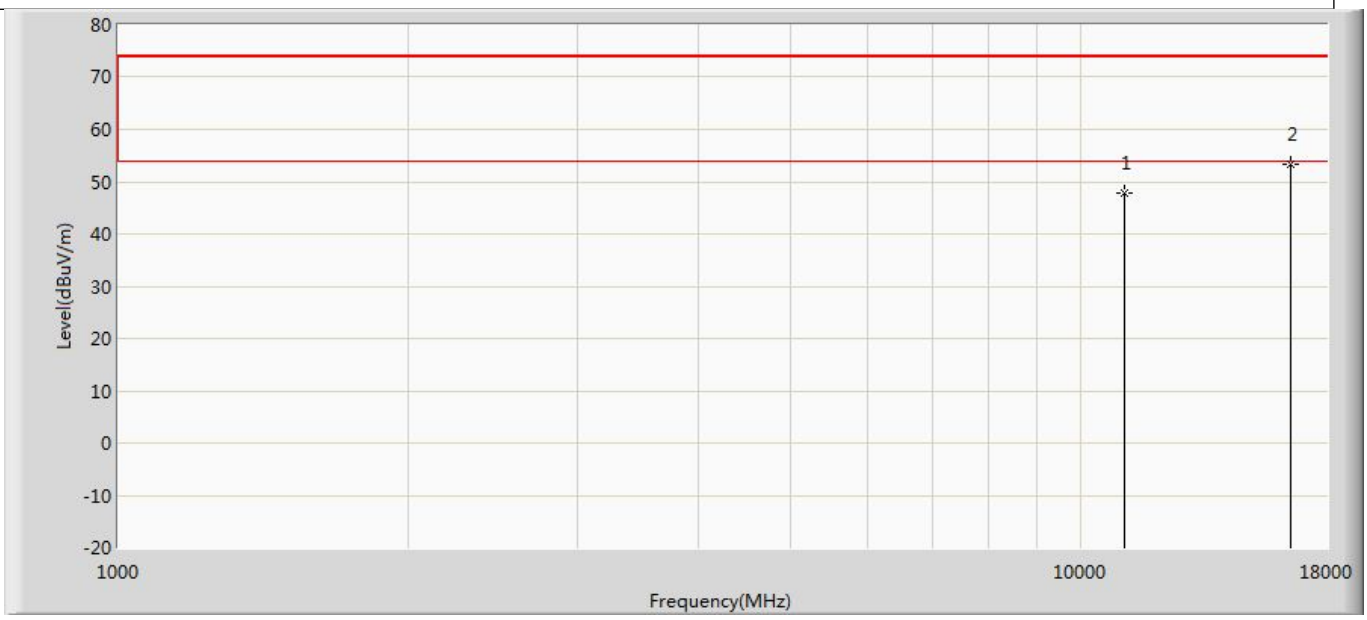

No	Mark	Frequency (MHz)	Measure Level (dBuV/m)	Reading Level (dBuV)	Over Limit (dB)	Limit (dBuV/m)	Factor (dB)	Type
1		11100.000	47.818	49.906	-26.182	74.000	-2.089	PK
2	*	16500.000	53.328	48.395	-20.672	74.000	4.933	PK

Profile: 23B0641R	Page No.: 149
Engineer:Pengcheng Yang	
Site: AC5	Time: 2023/12/06 - 05:10
Limit: FCC_Part15.209_RE(3m)	Margin: 0
Probe: Horn_3117_00167055(1-18GHz)	Polarity: Horizontal
EUT: SKI.WB663U.2	Power: 3.3Vdc
Note: Mode 4：Transmit at 5580MHz by 802.11ac(20MHz) with Ant1+2	

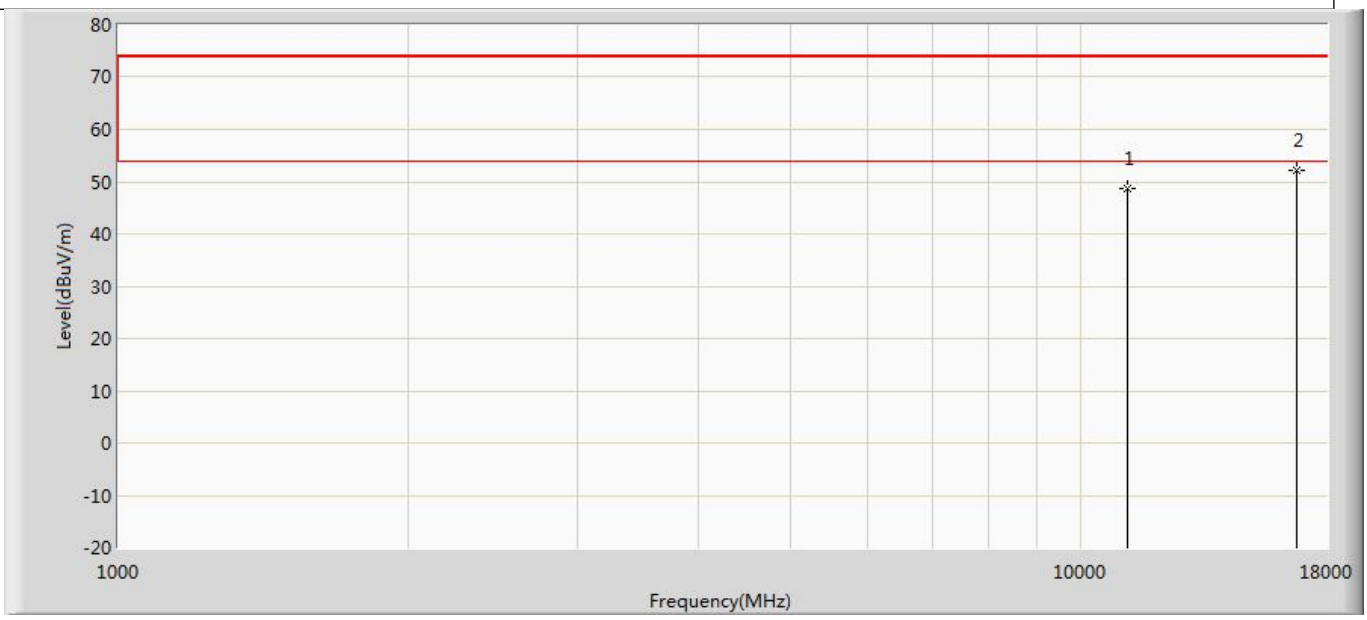

No	Mark	Frequency (MHz)	Measure Level (dBuV/m)	Reading Level (dBuV)	Over Limit (dB)	Limit (dBuV/m)	Factor (dB)	Type
1		11160.000	48.768	49.953	-25.232	74.000	-1.185	PK
2	*	16740.000	52.286	48.228	-21.714	74.000	4.058	PK

Profile: 23B0641R	Page No.: 150
Engineer:Pengcheng Yang	
Site: AC5	Time: 2023/12/06 - 05:10
Limit: FCC_Part15.209_RE(3m)	Margin: 0
Probe: Horn_3117_00167055(1-18GHz)	Polarity: Vertical
EUT: SKI.WB663U.2	Power: 3.3Vdc
Note: Mode 4：Transmit at 5580MHz by 802.11ac(20MHz) with Ant1+2	

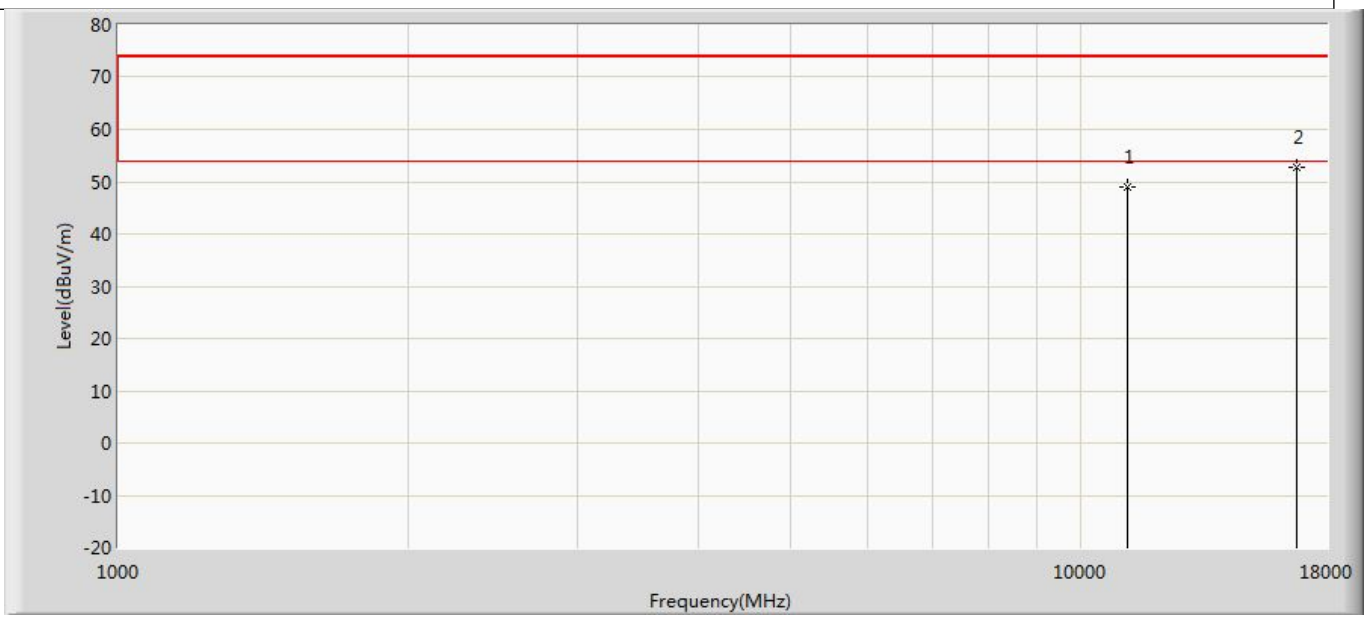

No	Mark	Frequency (MHz)	Measure Level (dBuV/m)	Reading Level (dBuV)	Over Limit (dB)	Limit (dBuV/m)	Factor (dB)	Type
1		11160.000	48.901	50.086	-25.099	74.000	-1.185	PK
2	*	16740.000	52.617	48.559	-21.383	74.000	4.058	PK

Profile: 23B0641R	Page No.: 151
Engineer:Pengcheng Yang	
Site: AC5	Time: 2023/12/06 - 05:10
Limit: FCC_Part15.209_RE(3m)	Margin: 0
Probe: Horn_3117_00167055(1-18GHz)	Polarity: Horizontal
EUT: SKI.WB663U.2	Power: 3.3Vdc
Note: Mode 4：Transmit at 5700MHz by 802.11ac(20MHz) with Ant1+2	

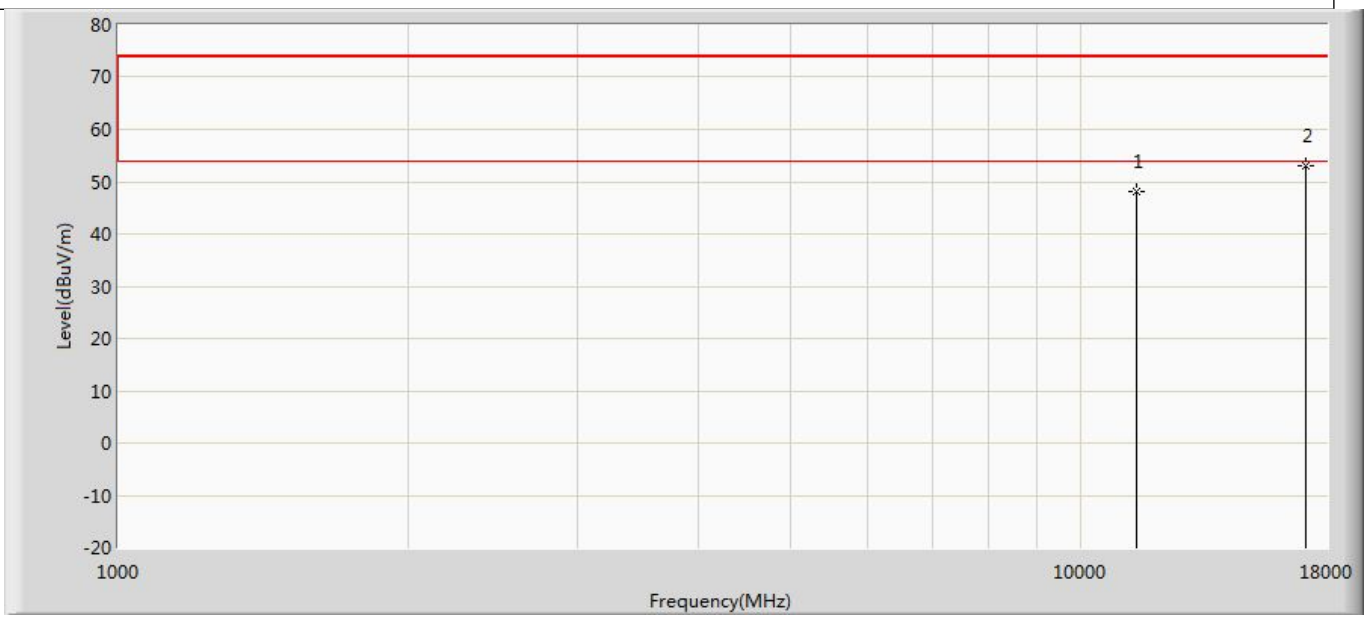

No	Mark	Frequency (MHz)	Measure Level (dBuV/m)	Reading Level (dBuV)	Over Limit (dB)	Limit (dBuV/m)	Factor (dB)	Type
1		11400.000	48.066	49.108	-25.934	74.000	-1.042	PK
2	*	17100.000	53.SKI.WB663 U.2	48.336	-20.877	74.000	4.787	PK

Profile: 23B0641R	Page No.: 152
Engineer:Pengcheng Yang	
Site: AC5	Time: 2023/12/06 - 05:10
Limit: FCC_Part15.209_RE(3m)	Margin: 0
Probe: Horn_3117_00167055(1-18GHz)	Polarity: Vertical
EUT: SKI.WB663U.2	Power: 3.3Vdc
Note: Mode 4：Transmit at 5700MHz by 802.11ac(20MHz) with Ant1+2	

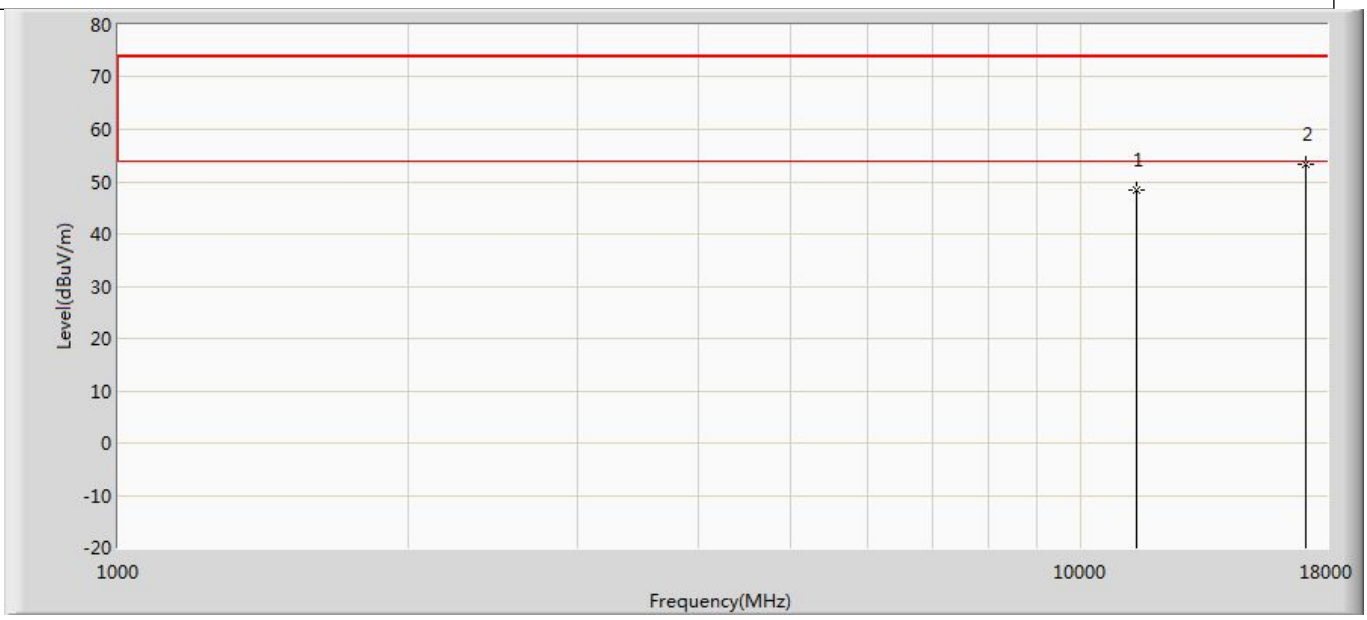

No	Mark	Frequency (MHz)	Measure Level (dBuV/m)	Reading Level (dBuV)	Over Limit (dB)	Limit (dBuV/m)	Factor (dB)	Type
1		11400.000	48.264	49.306	-25.736	74.000	-1.042	PK
2	*	17100.000	53.307	48.520	-20.693	74.000	4.787	PK

Profile: 23B0641R	Page No.: 153
Engineer:Pengcheng Yang	
Site: AC5	Time: 2023/12/06 - 05:11
Limit: FCC_Part15.209_RE(3m)	Margin: 0
Probe: Horn_3117_00167055(1-18GHz)	Polarity: Horizontal
EUT: SKI.WB663U.2	Power: 3.3Vdc
Note: Mode 4：Transmit at 5745MHz by 802.11ac(20MHz) with Ant1+2	

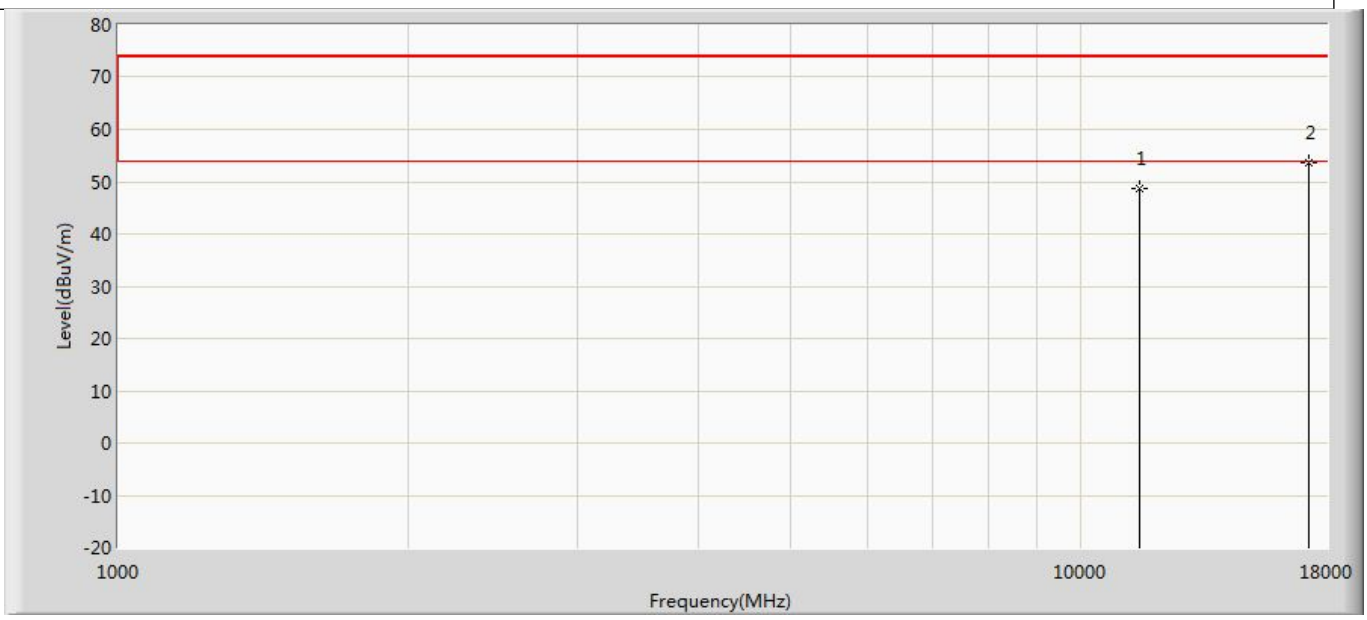

No	Mark	Frequency (MHz)	Measure Level (dBuV/m)	Reading Level (dBuV)	Over Limit (dB)	Limit (dBuV/m)	Factor (dB)	Type
1		11490.000	48.831	49.355	-25.169	74.000	-0.524	PK
2	*	17235.000	53.536	48.099	-20.464	74.000	5.437	PK

Profile: 23B0641R	Page No.: 154
Engineer:Pengcheng Yang	
Site: AC5	Time: 2023/12/06 - 05:11
Limit: FCC_Part15.209_RE(3m)	Margin: 0
Probe: Horn_3117_00167055(1-18GHz)	Polarity: Vertical
EUT: SKI.WB663U.2	Power: 3.3Vdc
Note: Mode 4：Transmit at 5745MHz by 802.11ac(20MHz) with Ant1+2	

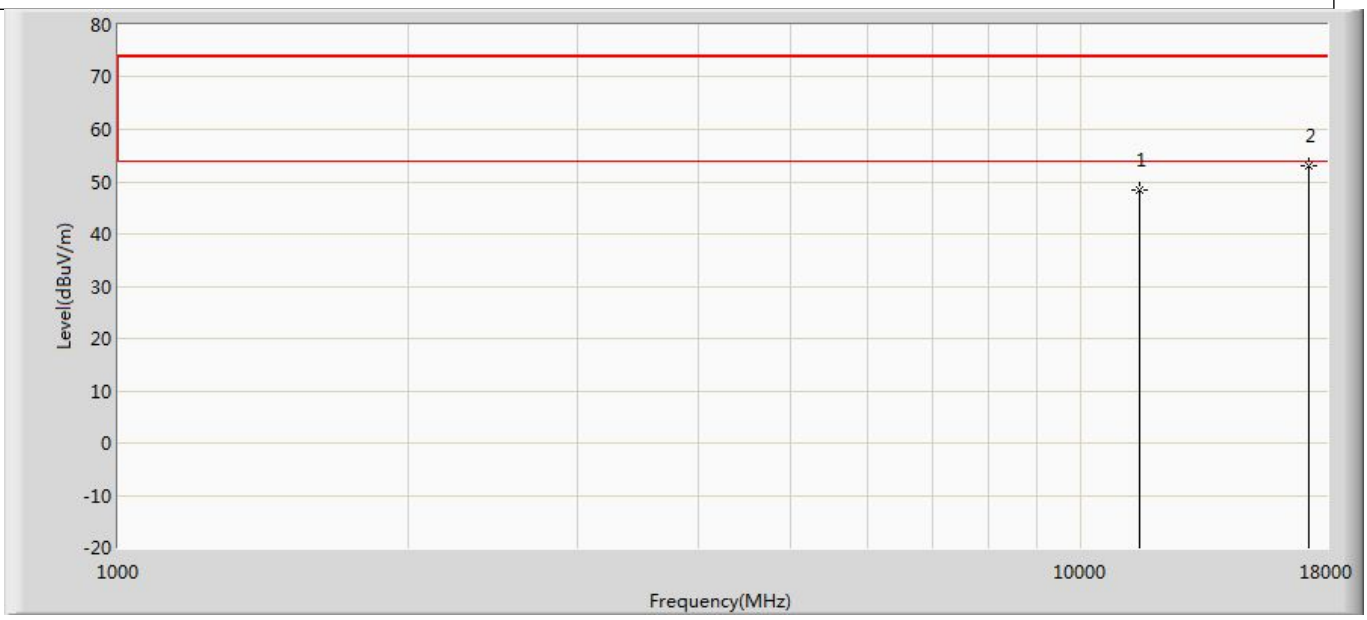

No	Mark	Frequency (MHz)	Measure Level (dBuV/m)	Reading Level (dBuV)	Over Limit (dB)	Limit (dBuV/m)	Factor (dB)	Type
1		11490.000	48.425	48.949	-25.575	74.000	-0.524	PK
2	*	17235.000	53.168	47.731	-20.832	74.000	5.437	PK

Profile: 23B0641R	Page No.: 155
Engineer:Pengcheng Yang	
Site: AC5	Time: 2023/12/06 - 05:11
Limit: FCC_Part15.209_RE(3m)	Margin: 0
Probe: Horn_3117_00167055(1-18GHz)	Polarity: Horizontal
EUT: SKI.WB663U.2	Power: 3.3Vdc
Note: Mode 4：Transmit at 5785MHz by 802.11ac(20MHz) with Ant1+2	

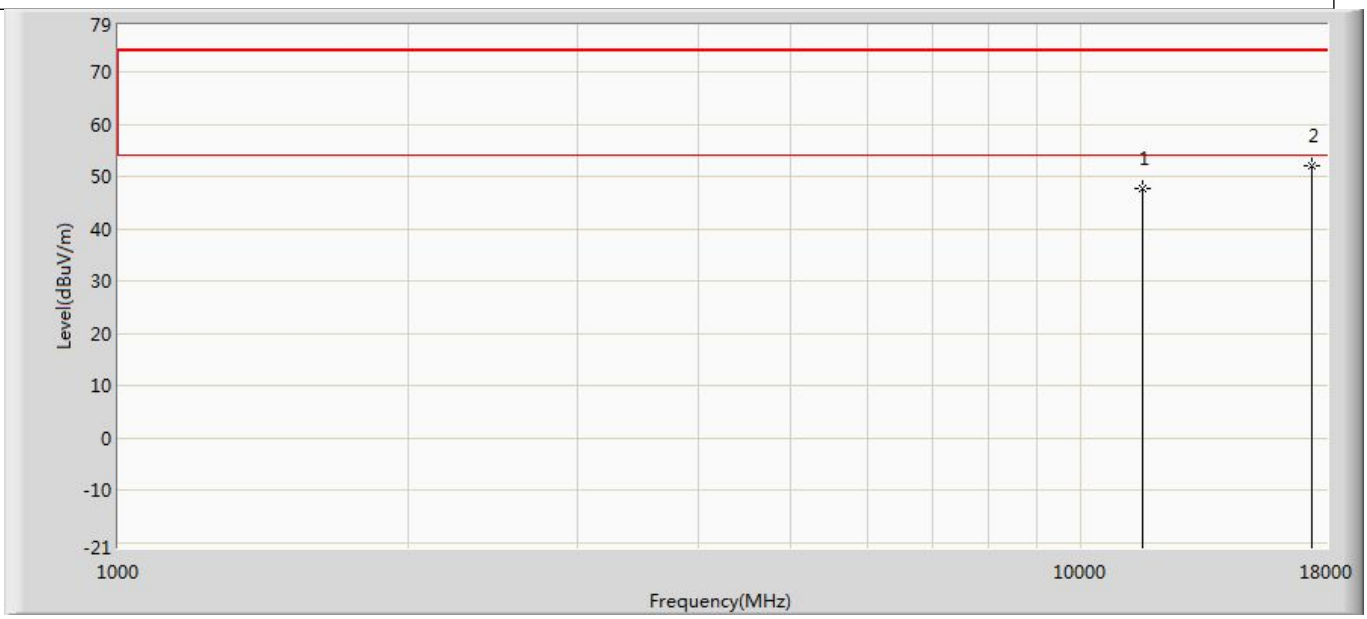

No	Mark	Frequency (MHz)	Measure Level (dBuV/m)	Reading Level (dBuV)	Over Limit (dB)	Limit (dBuV/m)	Factor (dB)	Type
1		11570.000	47.724	48.913	-26.276	74.000	-1.189	PK
2	*	17355.000	52.088	47.626	-21.912	74.000	4.461	PK

Profile: 23B0641R	Page No.: 156
Engineer:Pengcheng Yang	
Site: AC5	Time: 2023/12/06 - 05:11
Limit: FCC_Part15.209_RE(3m)	Margin: 0
Probe: Horn_3117_00167055(1-18GHz)	Polarity: Vertical
EUT: SKI.WB663U.2	Power: 3.3Vdc
Note: Mode 4：Transmit at 5785MHz by 802.11ac(20MHz) with Ant1+2	

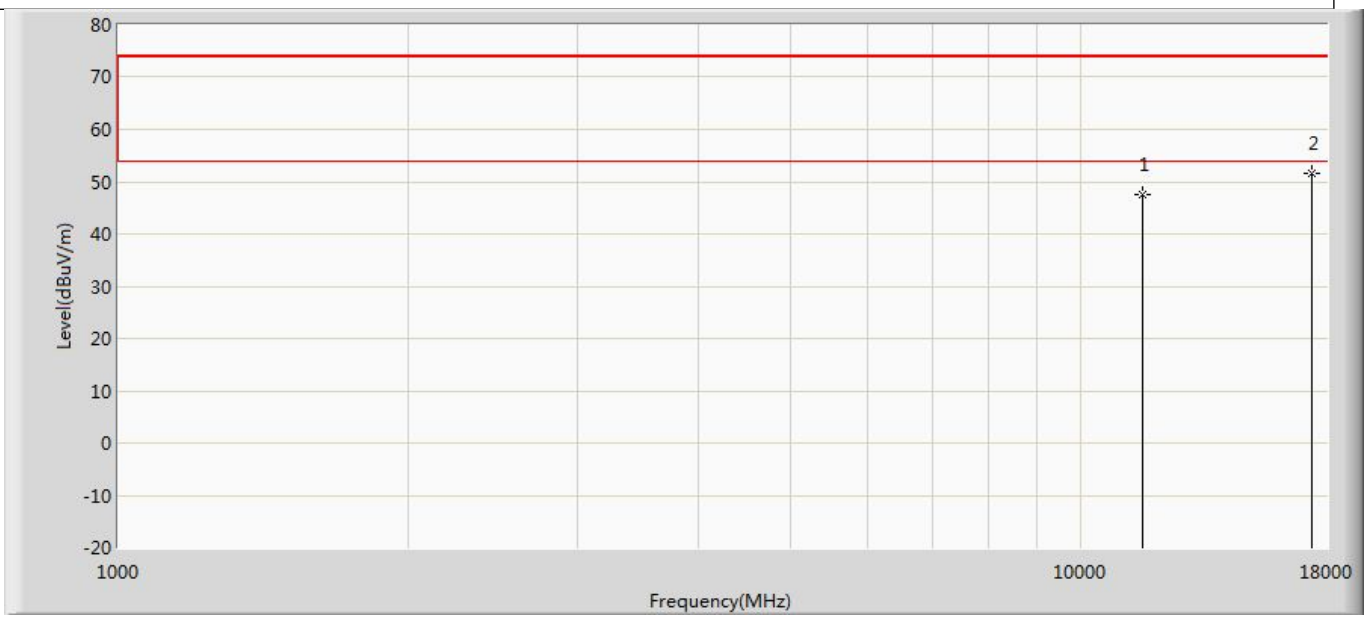

No	Mark	Frequency (MHz)	Measure Level (dBuV/m)	Reading Level (dBuV)	Over Limit (dB)	Limit (dBuV/m)	Factor (dB)	Type
1		11570.000	47.396	48.585	-26.604	74.000	-1.189	PK
2	*	17355.000	51.729	47.267	-22.271	74.000	4.461	PK

Profile: 23B0641R	Page No.: 157
Engineer:Pengcheng Yang	
Site: AC5	Time: 2023/12/06 - 05:11
Limit: FCC_Part15.209_RE(3m)	Margin: 0
Probe: Horn_3117_00167055(1-18GHz)	Polarity: Horizontal
EUT: SKI.WB663U.2	Power: 3.3Vdc
Note: Mode 4：Transmit at 5825MHz by 802.11ac(20MHz) with Ant1+2	

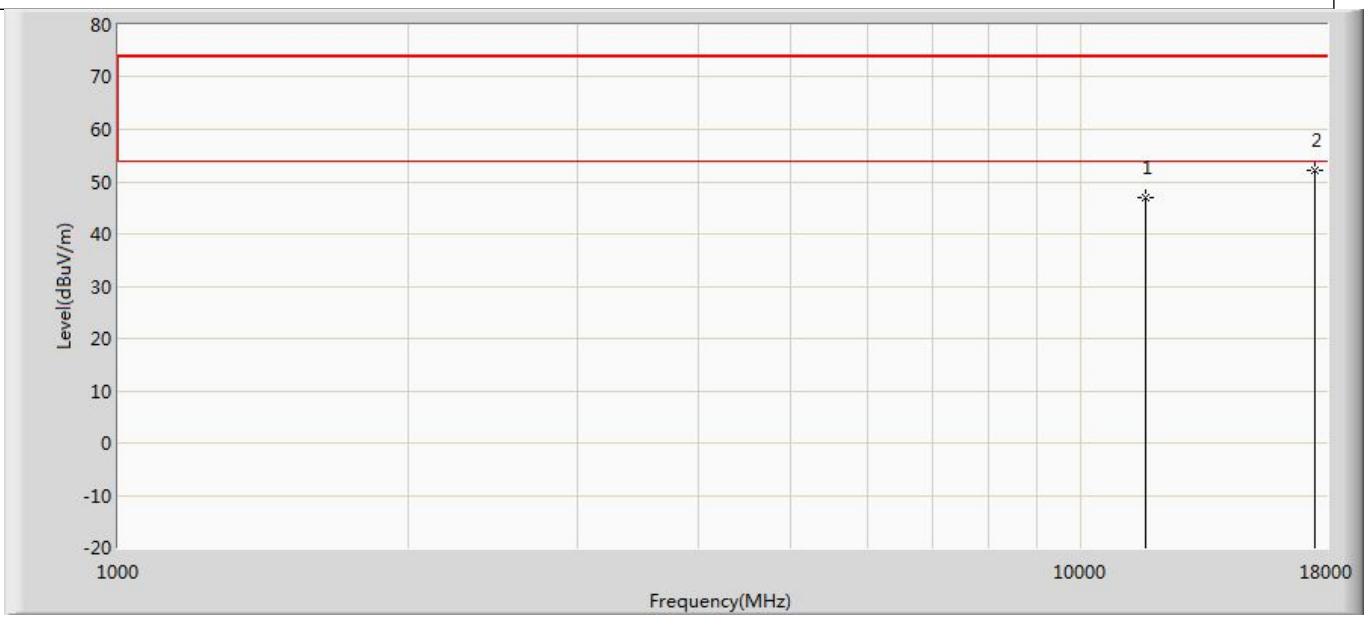

No	Mark	Frequency (MHz)	Measure Level (dBuV/m)	Reading Level (dBuV)	Over Limit (dB)	Limit (dBuV/m)	Factor (dB)	Type
1		11650.000	46.866	48.542	-27.134	74.000	-1.676	PK
2	*	17475.000	52.120	47.926	-21.880	74.000	4.195	PK

Profile: 23B0641R	Page No.: 158
Engineer:Pengcheng Yang	
Site: AC5	Time: 2023/12/06 - 05:11
Limit: FCC_Part15.209_RE(3m)	Margin: 0
Probe: Horn_3117_00167055(1-18GHz)	Polarity: Vertical
EUT: SKI.WB663U.2	Power: 3.3Vdc
Note: Mode 4：Transmit at 5825MHz by 802.11ac(20MHz) with Ant1+2	

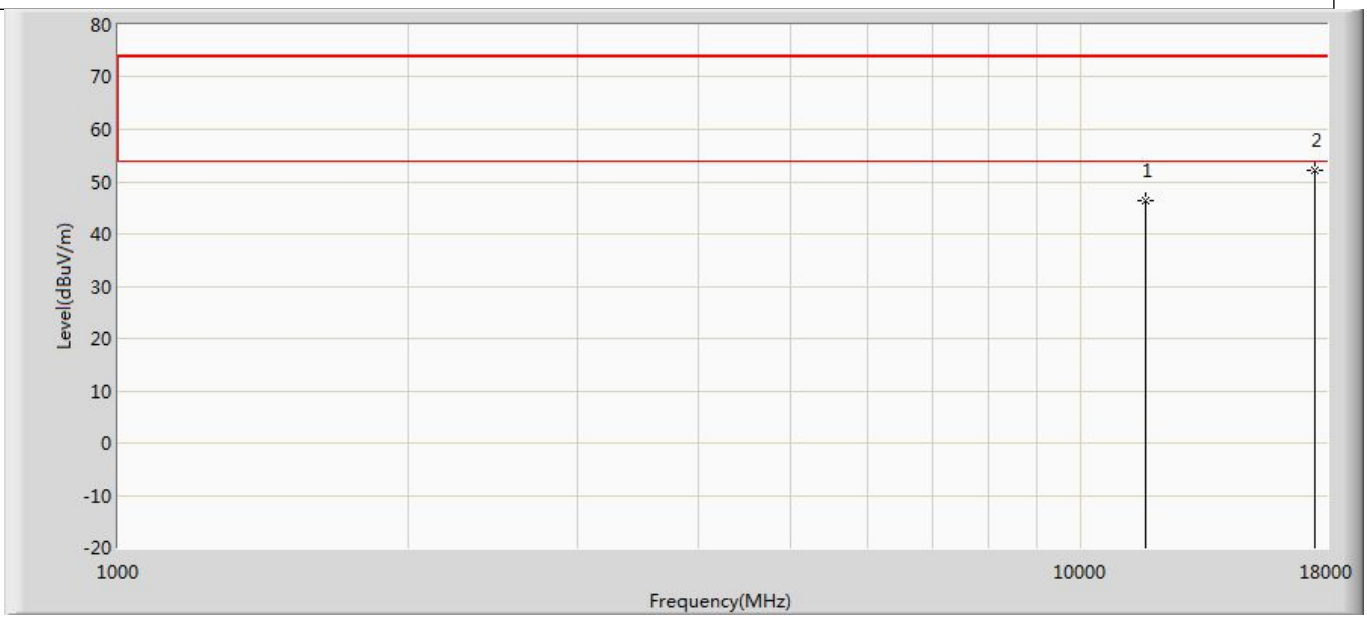

No	Mark	Frequency (MHz)	Measure Level (dBuV/m)	Reading Level (dBuV)	Over Limit (dB)	Limit (dBuV/m)	Factor (dB)	Type
1		11650.000	46.291	47.967	-27.709	74.000	-1.676	PK
2	*	17475.000	52.163	47.969	-21.837	74.000	4.195	PK

Profile: 23B0641R	Page No.: 159
Engineer:Pengcheng Yang	
Site: AC5	Time: 2023/12/06 - 05:11
Limit: FCC_Part15.209_RE(3m)	Margin: 0
Probe: Horn_3117_00167055(1-18GHz)	Polarity: Horizontal
EUT: SKI.WB663U.2	Power: 3.3Vdc
Note: Mode 5：Transmit at 5190MHz by 802.11ac(40MHz) with Ant1+2	

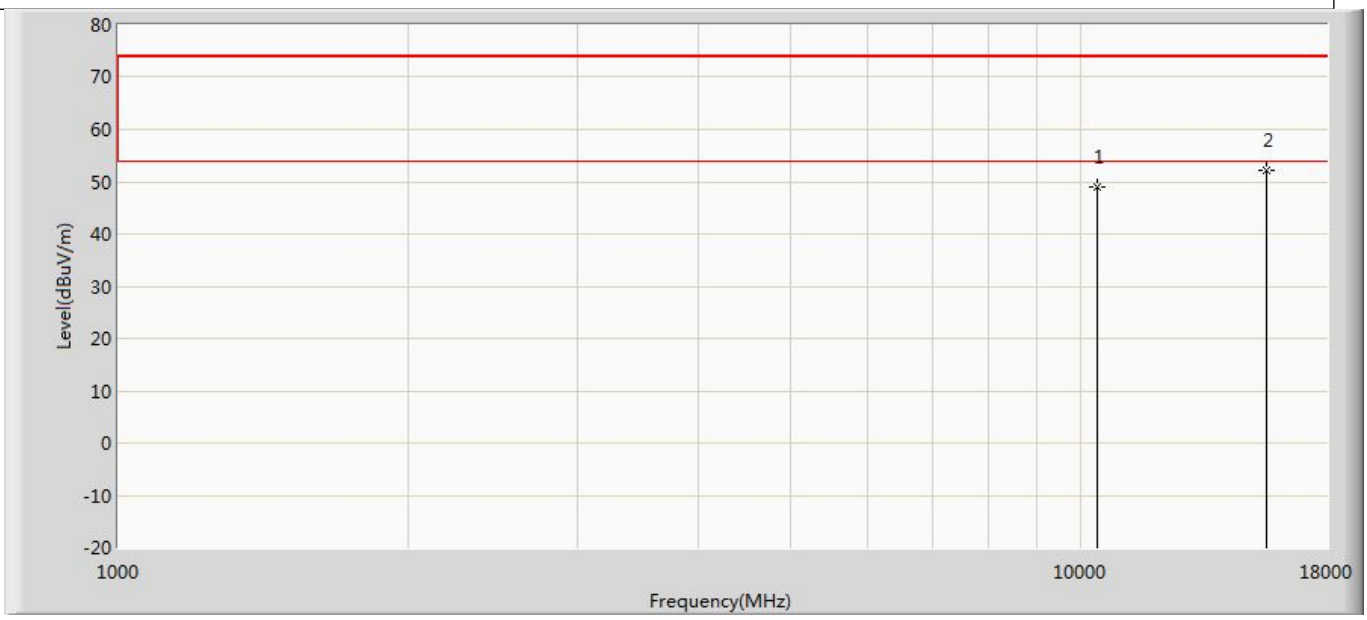

No	Mark	Frequency (MHz)	Measure Level (dBuV/m)	Reading Level (dBuV)	Over Limit (dB)	Limit (dBuV/m)	Factor (dB)	Type
1		10380.000	48.913	52.118	-25.087	74.000	-3.205	PK
2	*	15570.000	52.040	51.746	-21.960	74.000	0.294	PK

Profile: 23B0641R	Page No.: 160
Engineer:Pengcheng Yang	
Site: AC5	Time: 2023/12/06 - 05:11
Limit: FCC_Part15.209_RE(3m)	Margin: 0
Probe: Horn_3117_00167055(1-18GHz)	Polarity: Vertical
EUT: SKI.WB663U.2	Power: 3.3Vdc
Note: Mode 5：Transmit at 5190MHz by 802.11ac(40MHz) with Ant1+2	

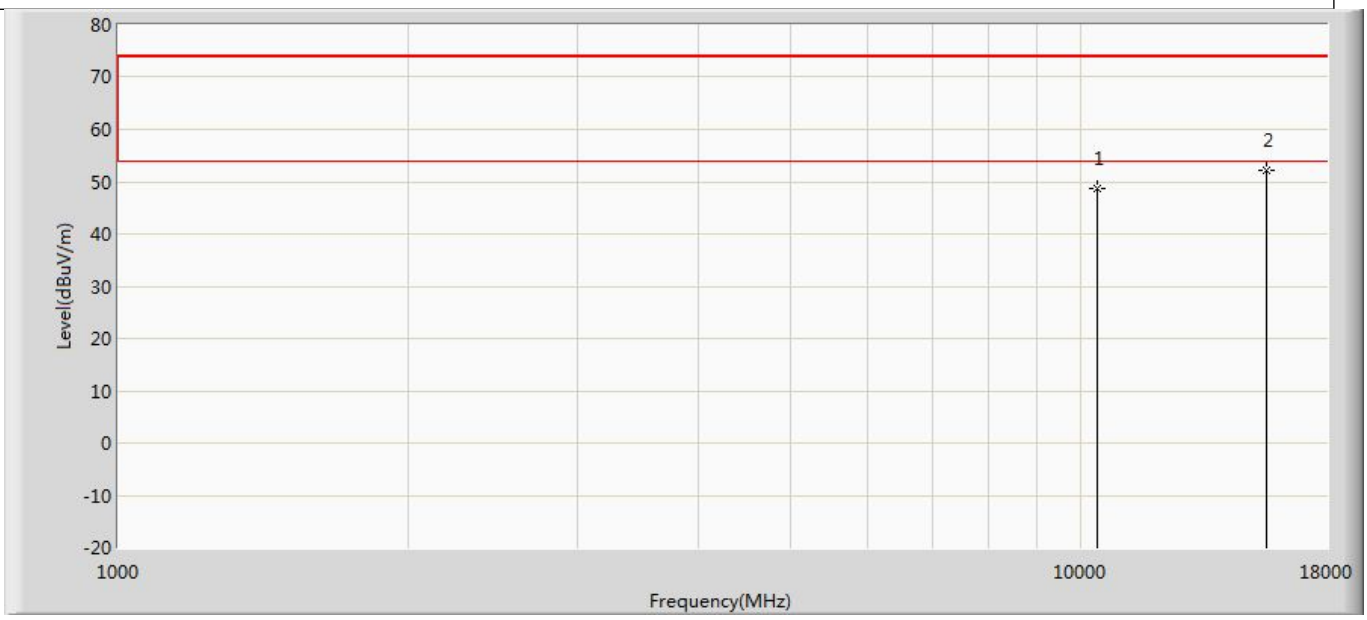

No	Mark	Frequency (MHz)	Measure Level (dBuV/m)	Reading Level (dBuV)	Over Limit (dB)	Limit (dBuV/m)	Factor (dB)	Type
1		10380.000	48.629	51.834	-25.371	74.000	-3.205	PK
2	*	15570.000	52.084	51.790	-21.916	74.000	0.294	PK

Profile: 23B0641R	Page No.: 161
Engineer:Pengcheng Yang	
Site: AC5	Time: 2023/12/06 - 05:11
Limit: FCC_Part15.209_RE(3m)	Margin: 0
Probe: Horn_3117_00167055(1-18GHz)	Polarity: Horizontal
EUT: SKI.WB663U.2	Power: 3.3Vdc
Note: Mode 5：Transmit at 5230MHz by 802.11ac(40MHz) with Ant1+2	

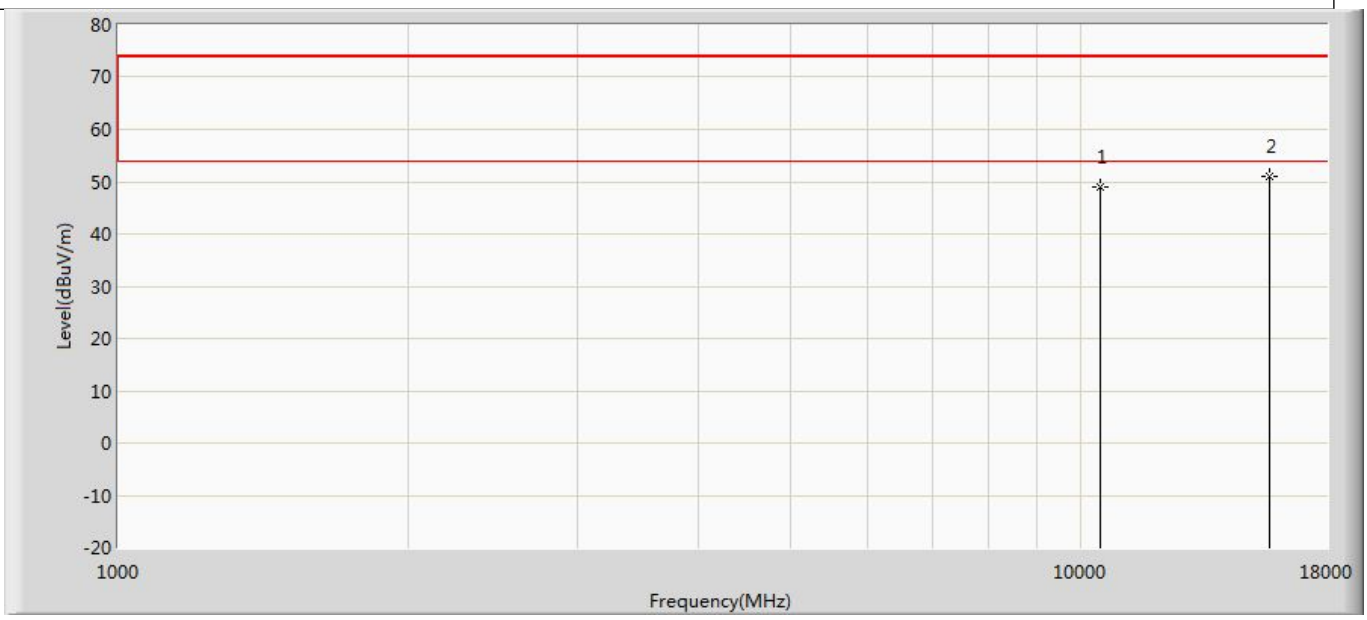

No	Mark	Frequency (MHz)	Measure Level (dBuV/m)	Reading Level (dBuV)	Over Limit (dB)	Limit (dBuV/m)	Factor (dB)	Type
1		10460.000	48.888	52.228	-25.112	74.000	-3.341	PK
2	*	15690.000	51.017	50.741	-22.983	74.000	0.276	PK

Profile: 23B0641R	Page No.: 162
Engineer:Pengcheng Yang	
Site: AC5	Time: 2023/12/06 - 05:11
Limit: FCC_Part15.209_RE(3m)	Margin: 0
Probe: Horn_3117_00167055(1-18GHz)	Polarity: Vertical
EUT: SKI.WB663U.2	Power: 3.3Vdc
Note: Mode 5：Transmit at 5230MHz by 802.11ac(40MHz) with Ant1+2	

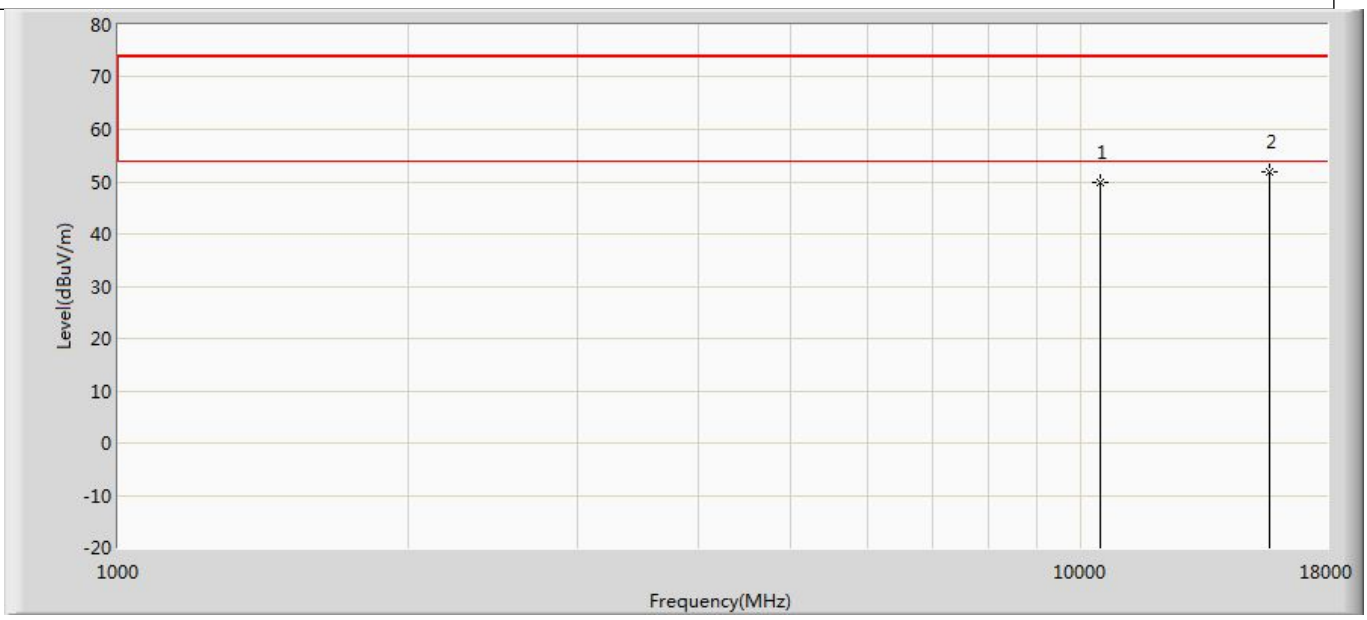

No	Mark	Frequency (MHz)	Measure Level (dBuV/m)	Reading Level (dBuV)	Over Limit (dB)	Limit (dBuV/m)	Factor (dB)	Type
1		10460.000	49.917	53.257	-24.083	74.000	-3.341	PK
2	*	15690.000	51.815	51.539	-22.185	74.000	0.276	PK

Profile: 23B0641R	Page No.: 163
Engineer:Pengcheng Yang	
Site: AC5	Time: 2023/12/06 - 05:11
Limit: FCC_Part15.209_RE(3m)	Margin: 0
Probe: Horn_3117_00167055(1-18GHz)	Polarity: Horizontal
EUT: SKI.WB663U.2	Power: 3.3Vdc
Note: Mode 5：Transmit at 5270MHz by 802.11ac(40MHz) with Ant1+2	

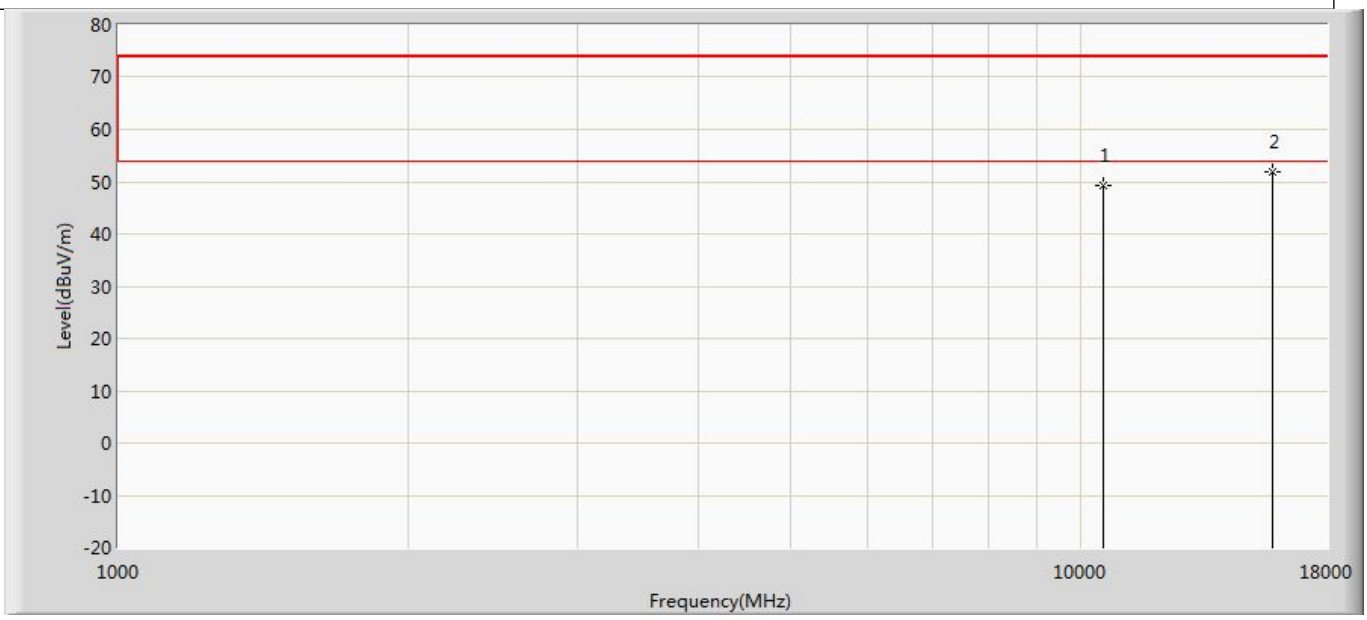

No	Mark	Frequency (MHz)	Measure Level (dBuV/m)	Reading Level (dBuV)	Over Limit (dB)	Limit (dBuV/m)	Factor (dB)	Type
1		10540.000	49.137	52.347	-24.863	74.000	-3.210	PK
2	*	15810.000	51.782	50.716	-22.218	74.000	1.066	PK

Profile: 23B0641R	Page No.: 164
Engineer:Pengcheng Yang	
Site: AC5	Time: 2023/12/06 - 05:12
Limit: FCC_Part15.209_RE(3m)	Margin: 0
Probe: Horn_3117_00167055(1-18GHz)	Polarity: Vertical
EUT: SKI.WB663U.2	Power: 3.3Vdc
Note: Mode 5：Transmit at 5270MHz by 802.11ac(40MHz) with Ant1+2	

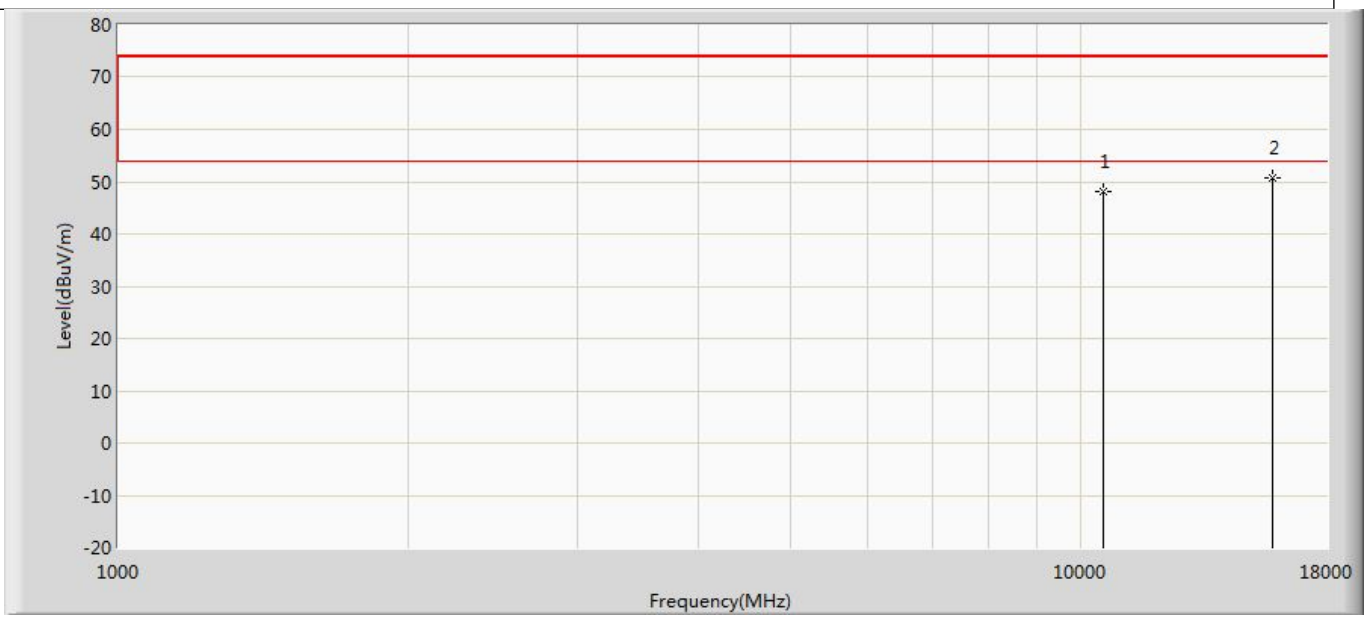

No	Mark	Frequency (MHz)	Measure Level (dBuV/m)	Reading Level (dBuV)	Over Limit (dB)	Limit (dBuV/m)	Factor (dB)	Type
1		10540.000	48.197	51.407	-25.803	74.000	-3.210	PK
2	*	15810.000	50.689	49.623	-23.311	74.000	1.066	PK

Profile: 23B0641R	Page No.: 165
Engineer:Pengcheng Yang	
Site: AC5	Time: 2023/12/06 - 05:12
Limit: FCC_Part15.209_RE(3m)	Margin: 0
Probe: Horn_3117_00167055(1-18GHz)	Polarity: Horizontal
EUT: SKI.WB663U.2	Power: 3.3Vdc
Note: Mode 5：Transmit at 5310MHz by 802.11ac(40MHz) with Ant1+2	

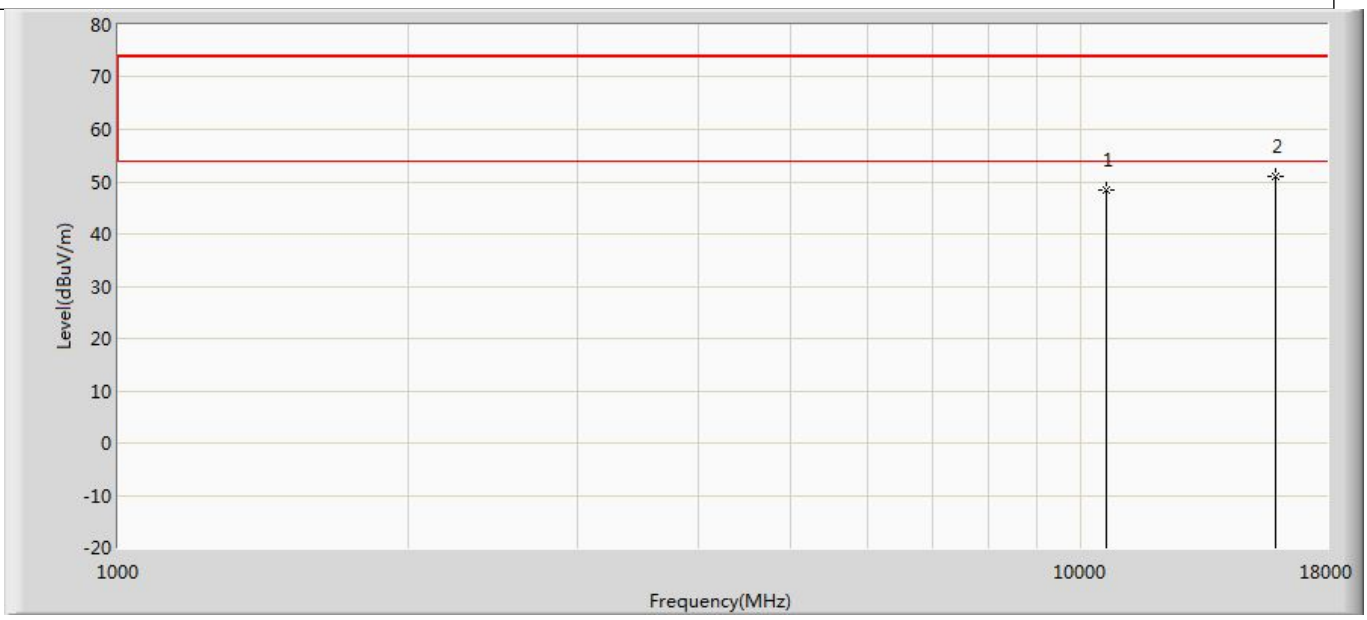

No	Mark	Frequency (MHz)	Measure Level (dBuV/m)	Reading Level (dBuV)	Over Limit (dB)	Limit (dBuV/m)	Factor (dB)	Type
1		10620.000	48.478	51.694	-25.522	74.000	-3.217	PK
2	*	15930.000	50.909	49.718	-23.091	74.000	1.191	PK

Profile: 23B0641R	Page No.: 166
Engineer:Pengcheng Yang	
Site: AC5	Time: 2023/12/06 - 05:12
Limit: FCC_Part15.209_RE(3m)	Margin: 0
Probe: Horn_3117_00167055(1-18GHz)	Polarity: Vertical
EUT: SKI.WB663U.2	Power: 3.3Vdc
Note: Mode 5：Transmit at 5310MHz by 802.11ac(40MHz) with Ant1+2	

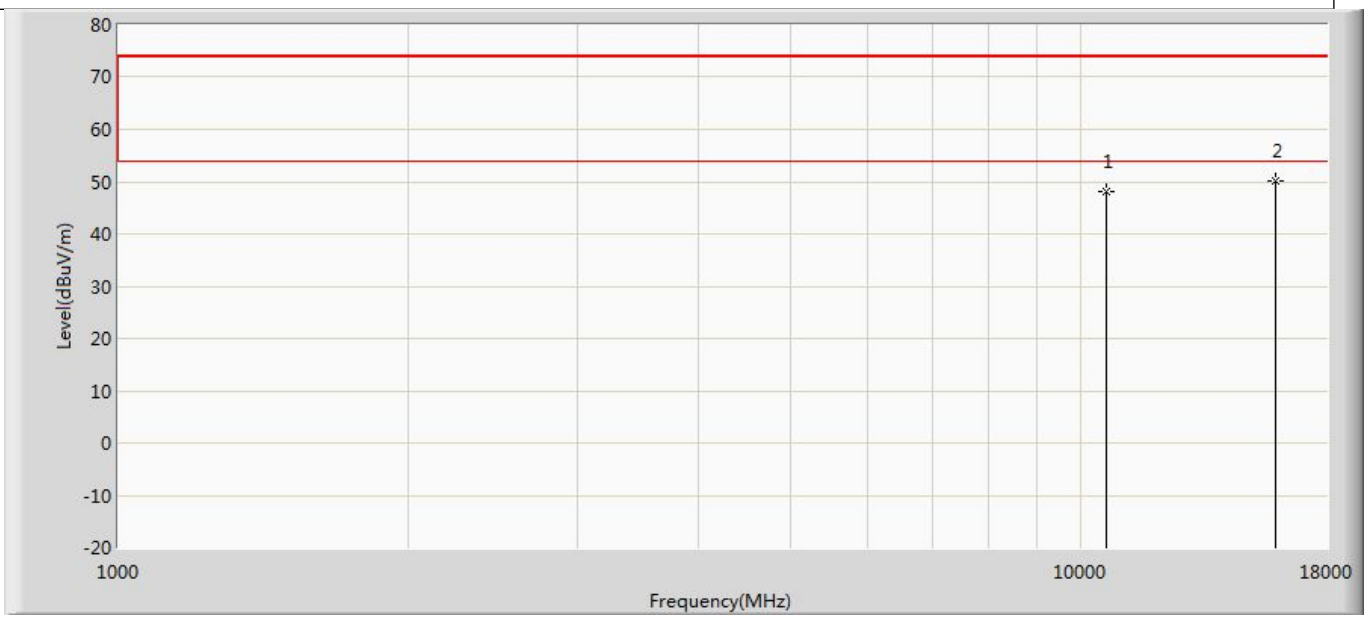

No	Mark	Frequency (MHz)	Measure Level (dBuV/m)	Reading Level (dBuV)	Over Limit (dB)	Limit (dBuV/m)	Factor (dB)	Type
1		10620.000	48.240	51.456	-25.760	74.000	-3.217	PK
2	*	15930.000	50.239	49.048	-23.761	74.000	1.191	PK

Profile: 23B0641R	Page No.: 167
Engineer:Pengcheng Yang	
Site: AC5	Time: 2023/12/06 - 05:12
Limit: FCC_Part15.209_RE(3m)	Margin: 0
Probe: Horn_3117_00167055(1-18GHz)	Polarity: Horizontal
EUT: SKI.WB663U.2	Power: 3.3Vdc
Note: Mode 5：Transmit at 5510MHz by 802.11ac(40MHz) with Ant1+2	

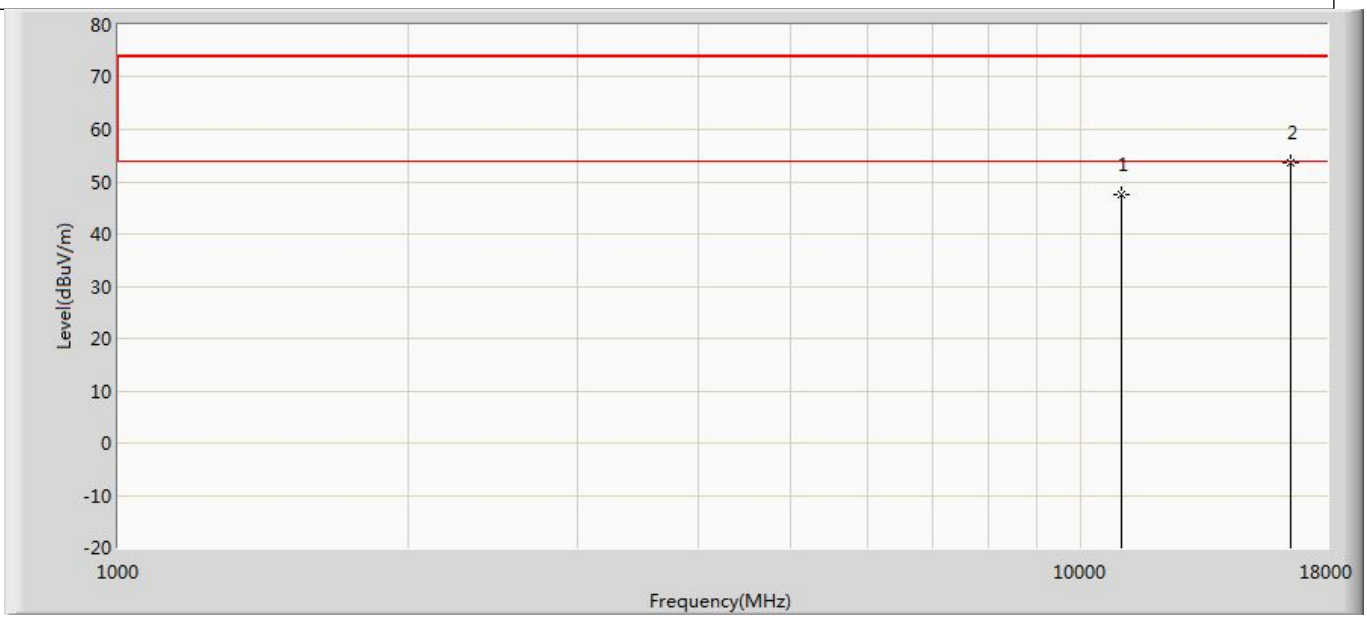

No	Mark	Frequency (MHz)	Measure Level (dBuV/m)	Reading Level (dBuV)	Over Limit (dB)	Limit (dBuV/m)	Factor (dB)	Type
1		11020.000	47.540	49.642	-26.460	74.000	-2.102	PK
2	*	16530.000	53.569	49.291	-20.431	74.000	4.278	PK

Profile: 23B0641R	Page No.: 168
Engineer:Pengcheng Yang	
Site: AC5	Time: 2023/12/06 - 05:12
Limit: FCC_Part15.209_RE(3m)	Margin: 0
Probe: Horn_3117_00167055(1-18GHz)	Polarity: Vertical
EUT: SKI.WB663U.2	Power: 3.3Vdc
Note: Mode 5：Transmit at 5510MHz by 802.11ac(40MHz) with Ant1+2	

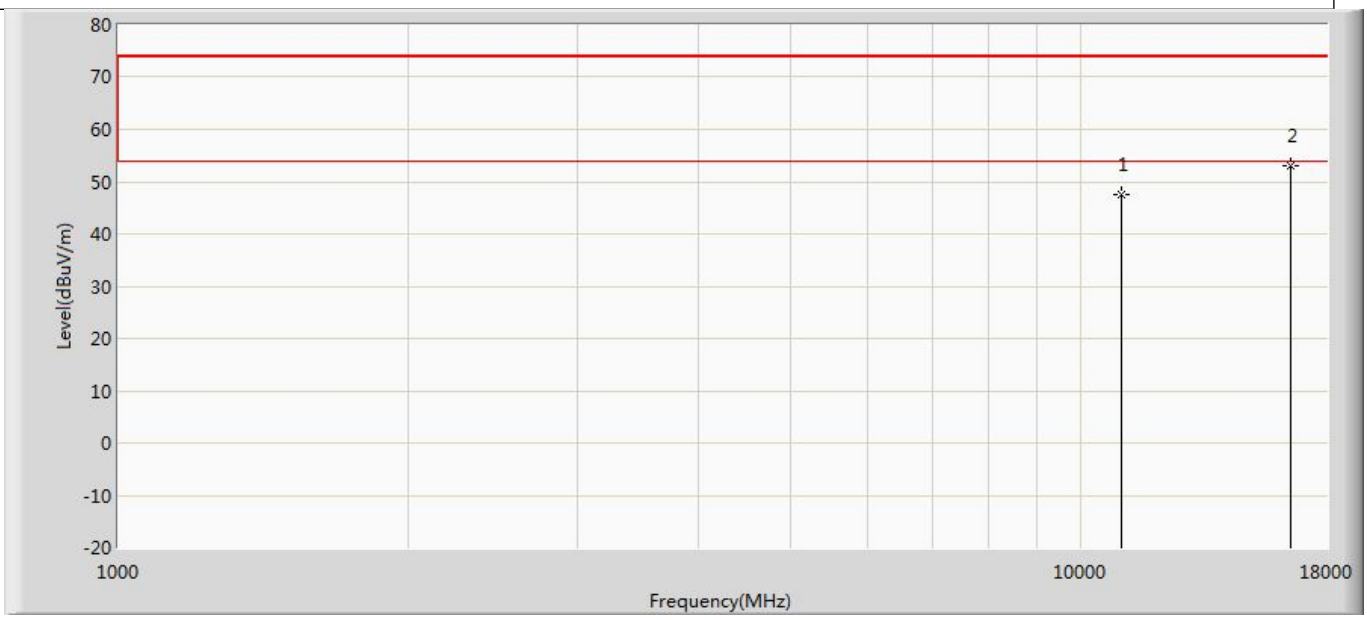

No	Mark	Frequency (MHz)	Measure Level (dBuV/m)	Reading Level (dBuV)	Over Limit (dB)	Limit (dBuV/m)	Factor (dB)	Type
1		11020.000	47.472	49.574	-26.528	74.000	-2.102	PK
2	*	16530.000	53.153	48.875	-20.847	74.000	4.278	PK

Profile: 23B0641R	Page No.: 169
Engineer:Pengcheng Yang	
Site: AC5	Time: 2023/12/06 - 05:12
Limit: FCC_Part15.209_RE(3m)	Margin: 0
Probe: Horn_3117_00167055(1-18GHz)	Polarity: Horizontal
EUT: SKI.WB663U.2	Power: 3.3Vdc
Note: Mode 5：Transmit at 5590MHz by 802.11ac(40MHz) with Ant1+2	

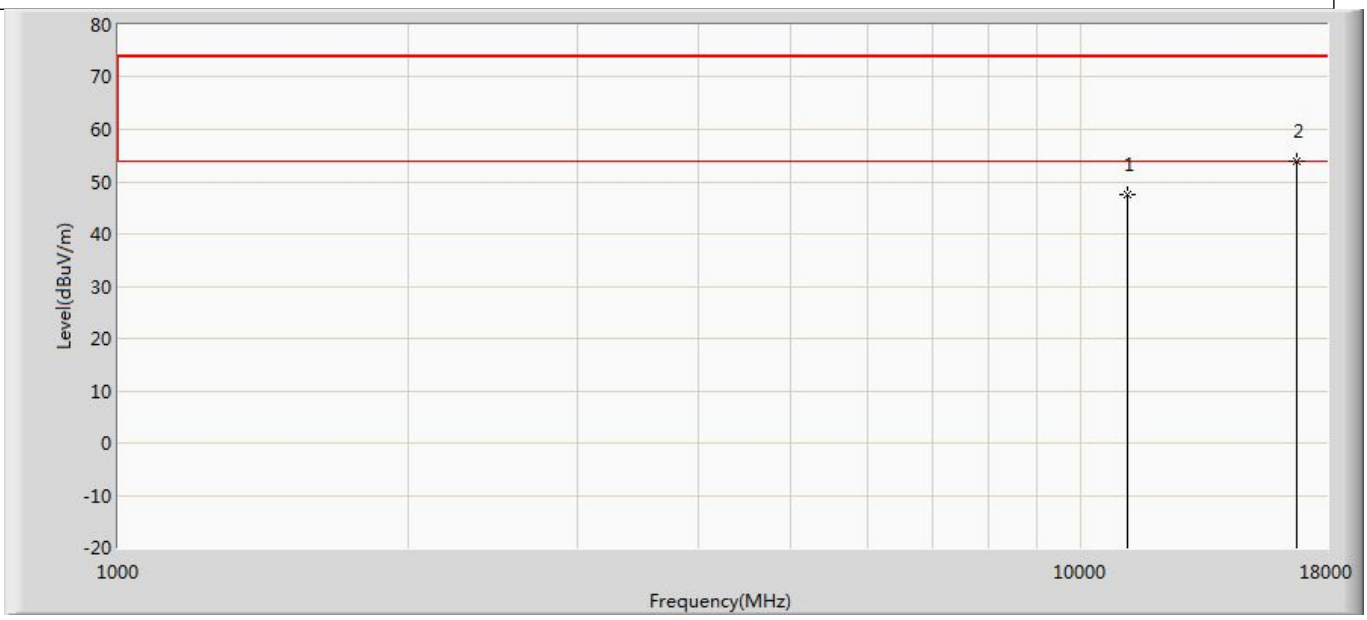

No	Mark	Frequency (MHz)	Measure Level (dBuV/m)	Reading Level (dBuV)	Over Limit (dB)	Limit (dBuV/m)	Factor (dB)	Type
1		11180.000	47.530	49.763	-26.470	74.000	-2.234	PK
2	*	16770.000	53.814	48.809	-20.186	74.000	5.005	PK

Profile: 23B0641R	Page No.: 170
Engineer:Pengcheng Yang	
Site: AC5	Time: 2023/12/06 - 05:12
Limit: FCC_Part15.209_RE(3m)	Margin: 0
Probe: Horn_3117_00167055(1-18GHz)	Polarity: Vertical
EUT: SKI.WB663U.2	Power: 3.3Vdc
Note: Mode 5：Transmit at 5590MHz by 802.11ac(40MHz) with Ant1+2	

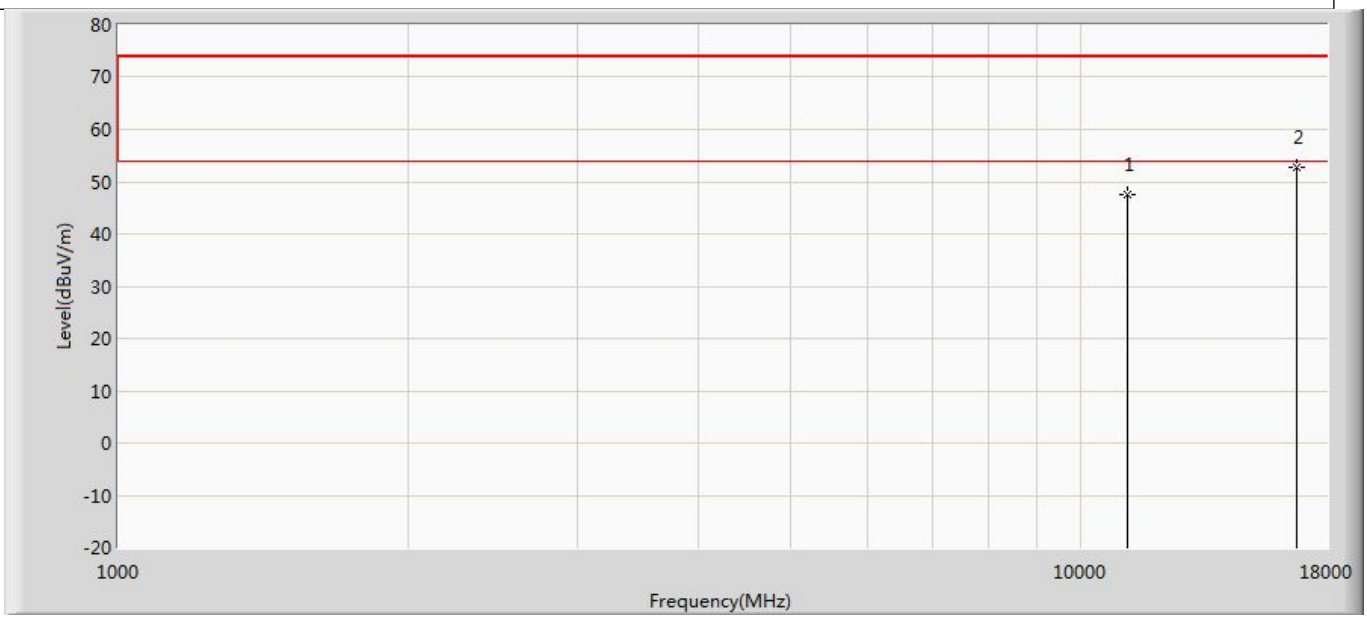

No	Mark	Frequency (MHz)	Measure Level (dBuV/m)	Reading Level (dBuV)	Over Limit (dB)	Limit (dBuV/m)	Factor (dB)	Type
1		11180.000	47.428	49.661	-26.572	74.000	-2.234	PK
2	*	16770.000	52.715	47.710	-21.285	74.000	5.005	PK

Profile: 23B0641R	Page No.: 171
Engineer:Pengcheng Yang	
Site: AC5	Time: 2023/12/06 - 05:12
Limit: FCC_Part15.209_RE(3m)	Margin: 0
Probe: Horn_3117_00167055(1-18GHz)	Polarity: Horizontal
EUT: SKI.WB663U.2	Power: 3.3Vdc
Note: Mode 5：Transmit at 5670MHz by 802.11ac(40MHz) with Ant1+2	

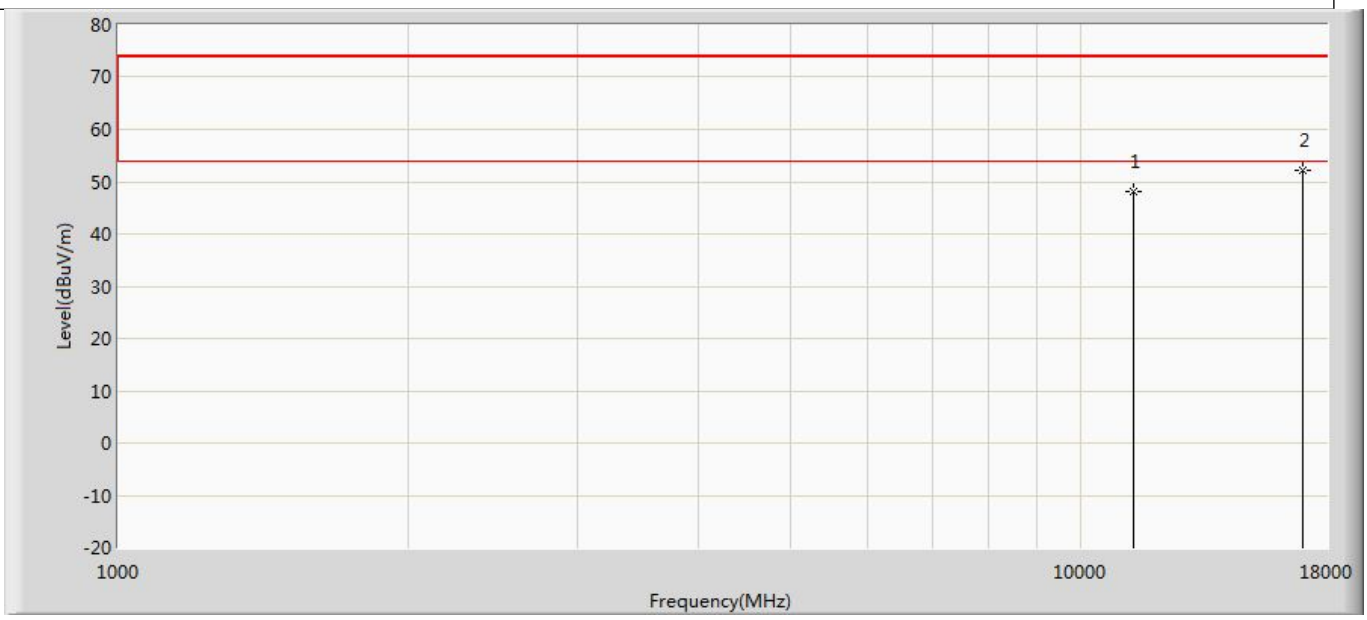

No	Mark	Frequency (MHz)	Measure Level (dBuV/m)	Reading Level (dBuV)	Over Limit (dB)	Limit (dBuV/m)	Factor (dB)	Type
1		11340.000	48.097	49.468	-25.903	74.000	-1.371	PK
2	*	17010.000	52.281	48.116	-21.719	74.000	4.165	PK

Profile: 23B0641R	Page No.: 172
Engineer:Pengcheng Yang	
Site: AC5	Time: 2023/12/06 - 05:12
Limit: FCC_Part15.209_RE(3m)	Margin: 0
Probe: Horn_3117_00167055(1-18GHz)	Polarity: Vertical
EUT: SKI.WB663U.2	Power: 3.3Vdc
Note: Mode 5：Transmit at 5670MHz by 802.11ac(40MHz) with Ant1+2	

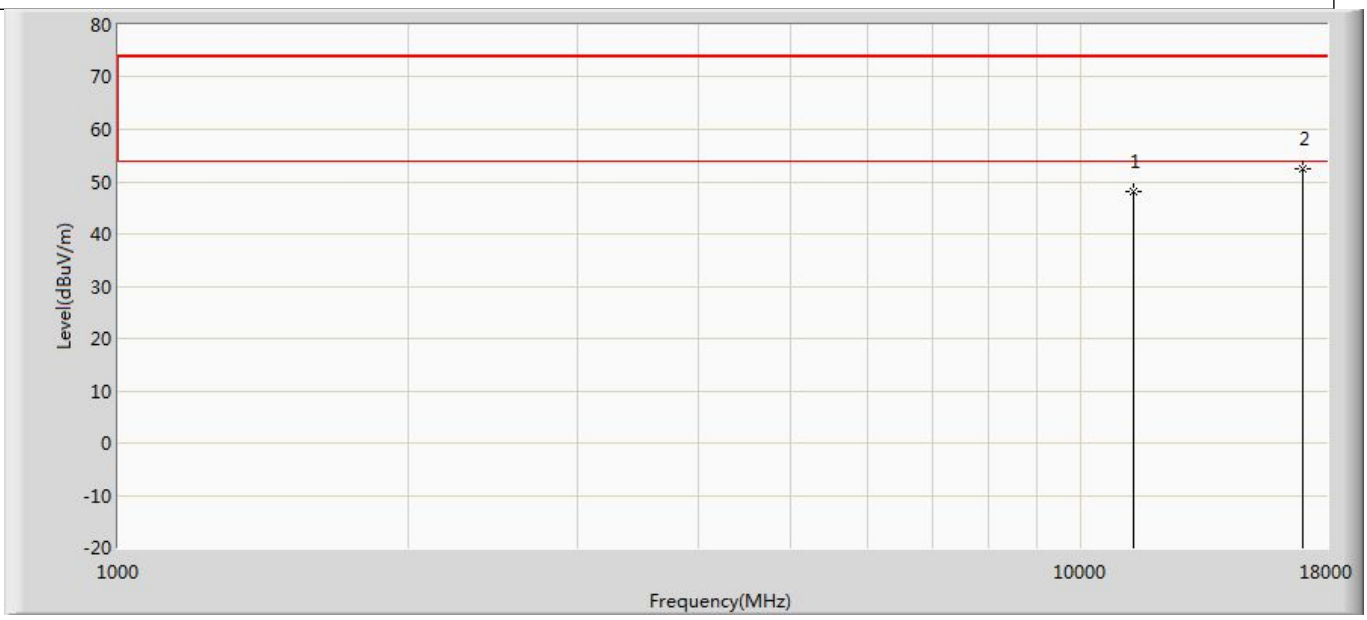

No	Mark	Frequency (MHz)	Measure Level (dBuV/m)	Reading Level (dBuV)	Over Limit (dB)	Limit (dBuV/m)	Factor (dB)	Type
1		11340.000	48.256	49.627	-25.744	74.000	-1.371	PK
2	*	17010.000	52.375	48.210	-21.625	74.000	4.165	PK

Profile: 23B0641R	Page No.: 173
Engineer:Pengcheng Yang	
Site: AC5	Time: 2023/12/06 - 05:12
Limit: FCC_Part15.209_RE(3m)	Margin: 0
Probe: Horn_3117_00167055(1-18GHz)	Polarity: Horizontal
EUT: SKI.WB663U.2	Power: 3.3Vdc
Note: Mode 5：Transmit at 5755MHz by 802.11ac(40MHz) with Ant1+2	

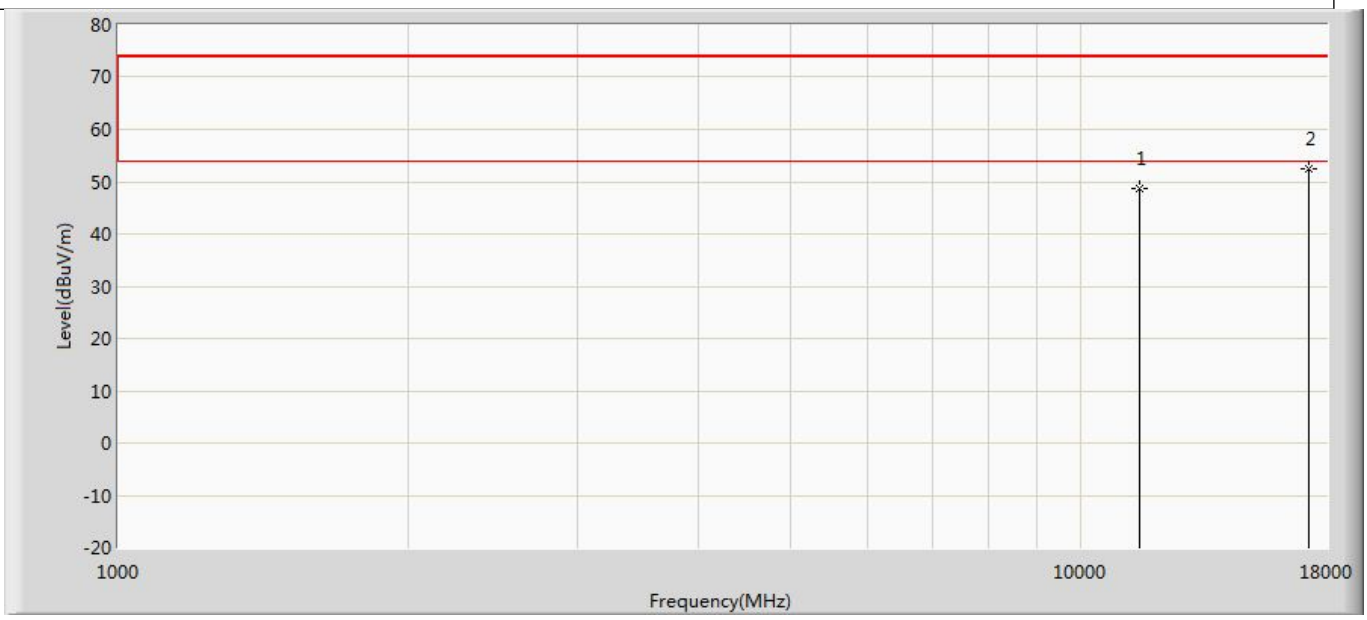

No	Mark	Frequency (MHz)	Measure Level (dBuV/m)	Reading Level (dBuV)	Over Limit (dB)	Limit (dBuV/m)	Factor (dB)	Type
1		11510.000	48.580	49.858	-25.420	74.000	-1.278	PK
2	*	17265.000	52.321	48.908	-21.679	74.000	3.412	PK

Profile: 23B0641R	Page No.: 174
Engineer:Pengcheng Yang	
Site: AC5	Time: 2023/12/06 - 05:12
Limit: FCC_Part15.209_RE(3m)	Margin: 0
Probe: Horn_3117_00167055(1-18GHz)	Polarity: Vertical
EUT: SKI.WB663U.2	Power: 3.3Vdc
Note: Mode 5：Transmit at 5755MHz by 802.11ac(40MHz) with Ant1+2	

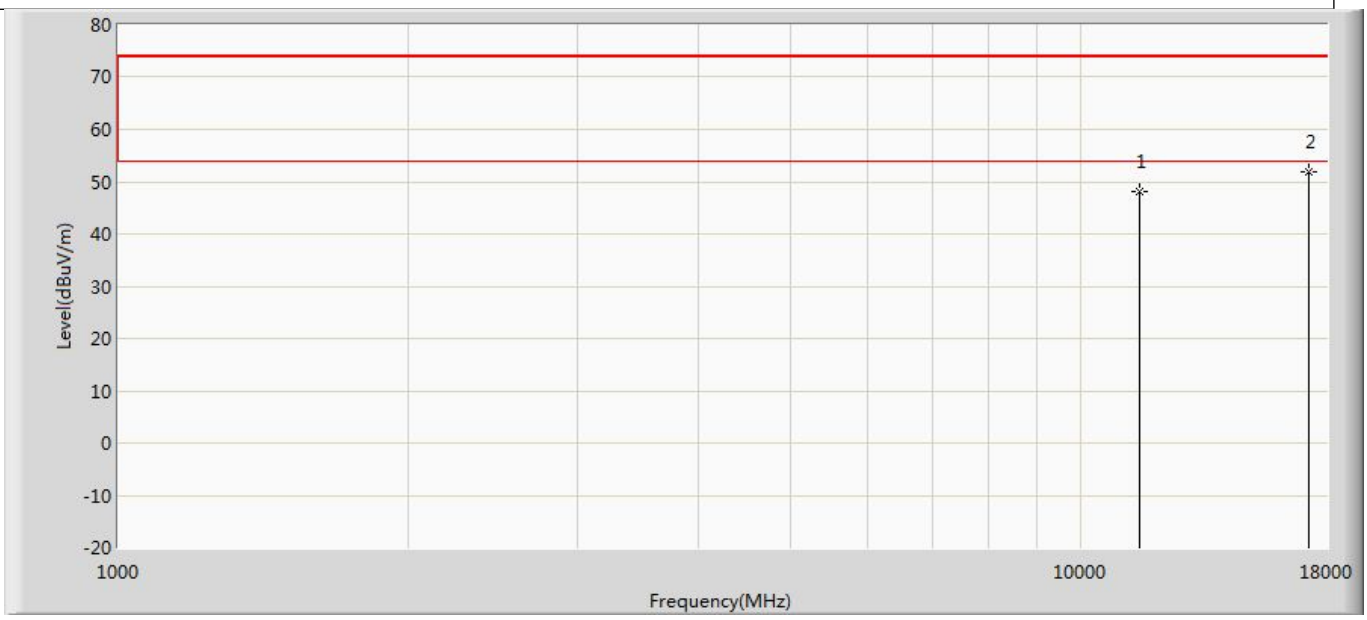

No	Mark	Frequency (MHz)	Measure Level (dBuV/m)	Reading Level (dBuV)	Over Limit (dB)	Limit (dBuV/m)	Factor (dB)	Type
1		11510.000	48.084	49.362	-25.916	74.000	-1.278	PK
2	*	17265.000	51.940	48.527	-22.060	74.000	3.412	PK

Profile: 23B0641R	Page No.: 175
Engineer:Pengcheng Yang	
Site: AC5	Time: 2023/12/06 - 05:13
Limit: FCC_Part15.209_RE(3m)	Margin: 0
Probe: Horn_3117_00167055(1-18GHz)	Polarity: Horizontal
EUT: SKI.WB663U.2	Power: 3.3Vdc
Note: Mode 5：Transmit at 5795MHz by 802.11ac(40MHz) with Ant1+2	

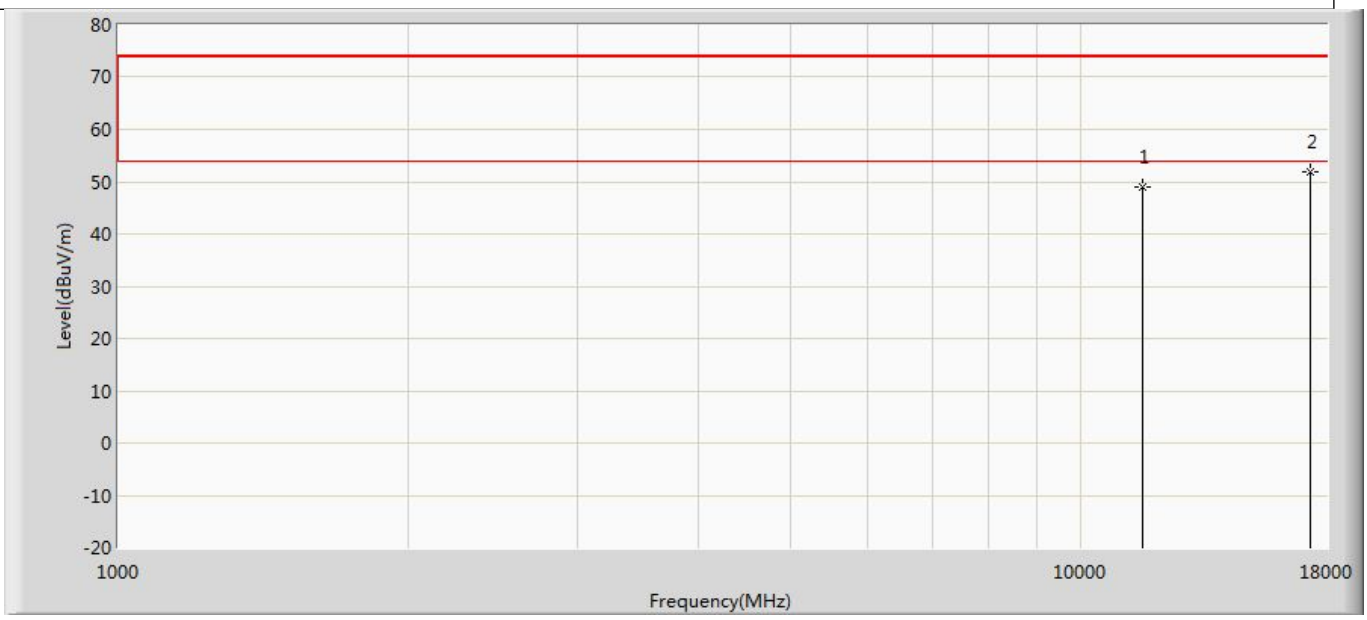

No	Mark	Frequency (MHz)	Measure Level (dBuV/m)	Reading Level (dBuV)	Over Limit (dB)	Limit (dBuV/m)	Factor (dB)	Type
1		11590.000	48.856	48.755	-25.144	74.000	0.101	PK
2	*	17285.000	52.012	49.043	-21.988	74.000	2.969	PK

Profile: 23B0641R	Page No.: 176
Engineer:Pengcheng Yang	
Site: AC5	Time: 2023/12/06 - 05:13
Limit: FCC_Part15.209_RE(3m)	Margin: 0
Probe: Horn_3117_00167055(1-18GHz)	Polarity: Vertical
EUT: SKI.WB663U.2	Power: 3.3Vdc
Note: Mode 5：Transmit at 5795MHz by 802.11ac(40MHz) with Ant1+2	

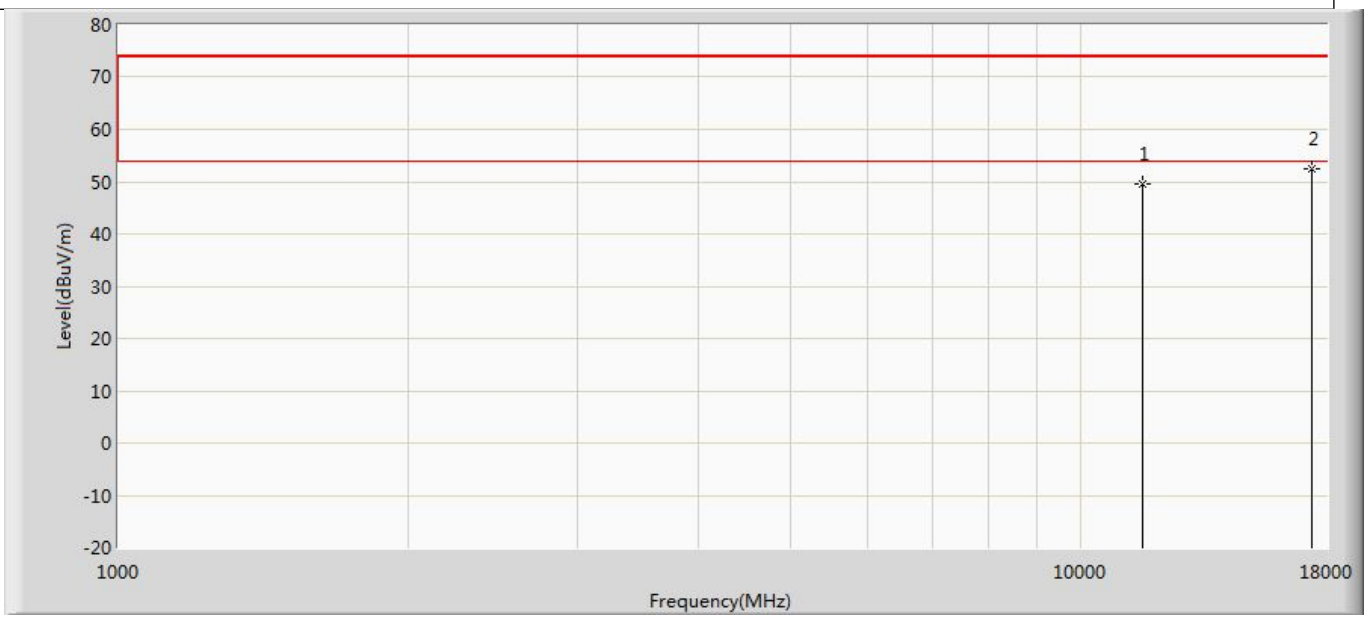

No	Mark	Frequency (MHz)	Measure Level (dBuV/m)	Reading Level (dBuV)	Over Limit (dB)	Limit (dBuV/m)	Factor (dB)	Type
1		11590.000	49.476	49.375	-24.524	74.000	0.101	PK
2	*	17385.000	52.474	49.142	-21.526	74.000	3.332	PK

Profile: 23B0641R	Page No.: 177
Engineer:Pengcheng Yang	
Site: AC5	Time: 2023/12/06 - 05:13
Limit: FCC_Part15.209_RE(3m)	Margin: 0
Probe: Horn_3117_00167055(1-18GHz)	Polarity: Horizontal
EUT: SKI.WB663U.2	Power: 3.3Vdc
Note: Mode 6：Transmit at 5210MHz by 802.11ac(80MHz) with Ant1+2	

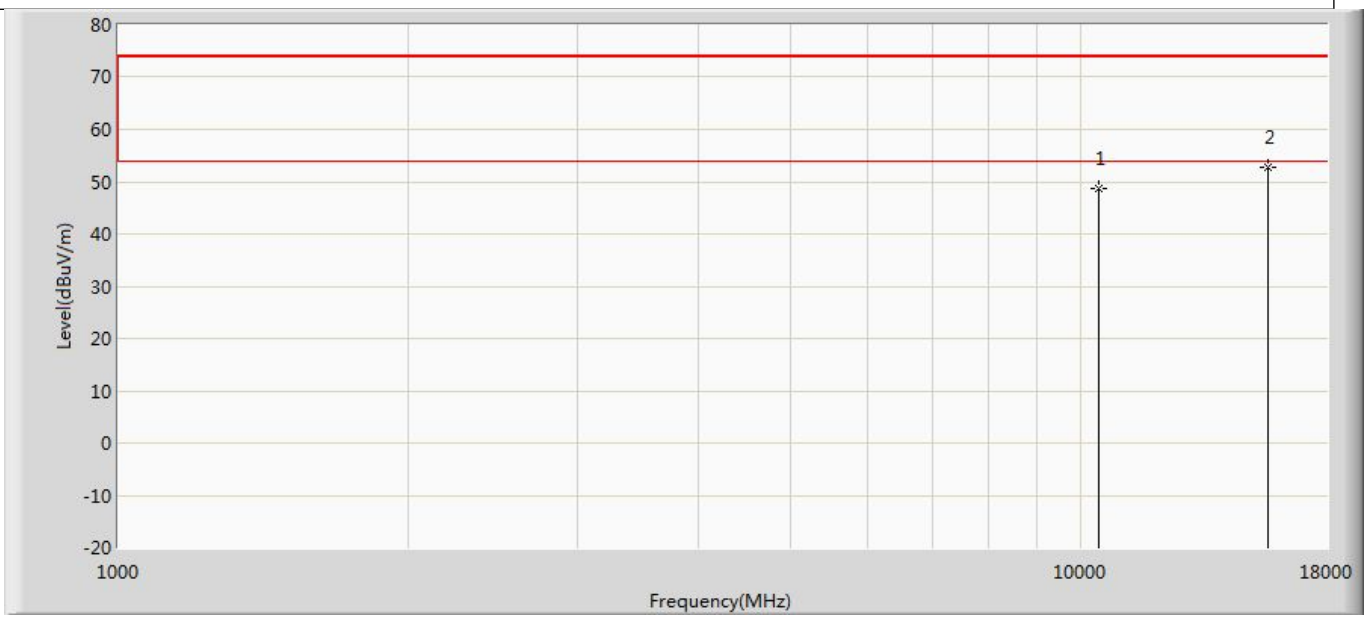

No	Mark	Frequency (MHz)	Measure Level (dBuV/m)	Reading Level (dBuV)	Over Limit (dB)	Limit (dBuV/m)	Factor (dB)	Type
1		10420.000	48.748	51.744	-25.252	74.000	-2.996	PK
2	*	15630.000	52.762	51.530	-21.238	74.000	1.232	PK

Profile: 23B0641R	Page No.: 178
Engineer:Pengcheng Yang	
Site: AC5	Time: 2023/12/06 - 05:13
Limit: FCC_Part15.209_RE(3m)	Margin: 0
Probe: Horn_3117_00167055(1-18GHz)	Polarity: Vertical
EUT: SKI.WB663U.2	Power: 3.3Vdc
Note: Mode 6：Transmit at 5210MHz by 802.11ac(80MHz) with Ant1+2	

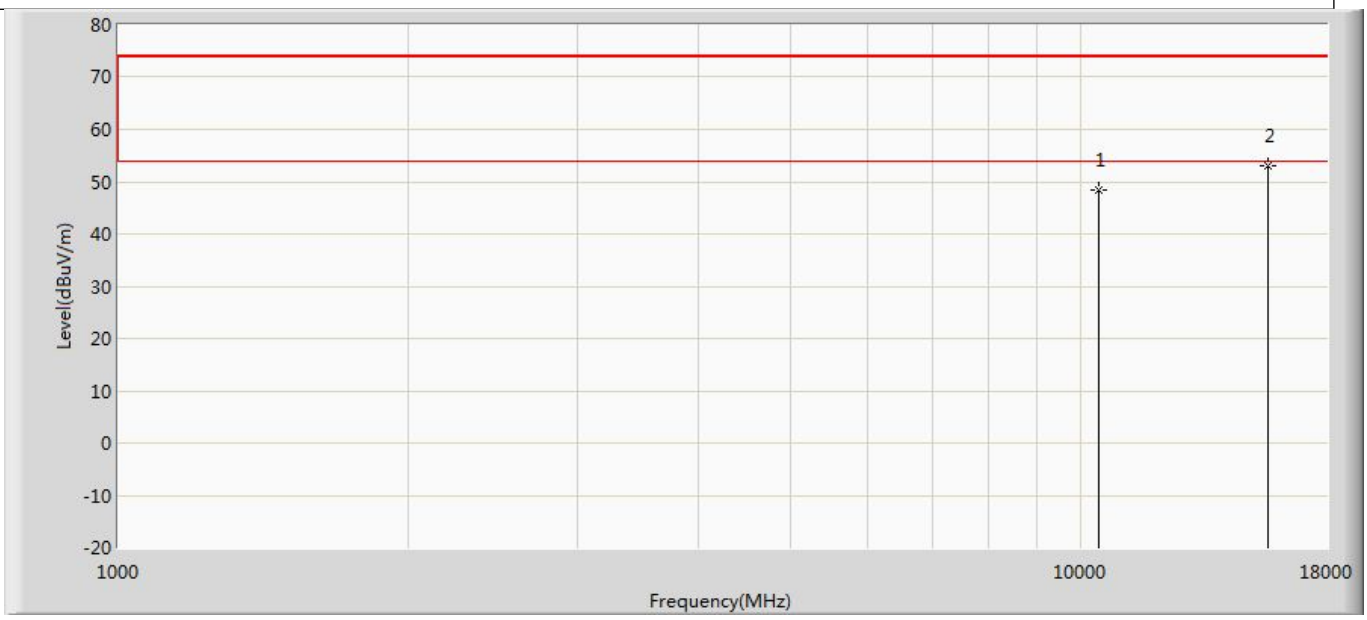

No	Mark	Frequency (MHz)	Measure Level (dBuV/m)	Reading Level (dBuV)	Over Limit (dB)	Limit (dBuV/m)	Factor (dB)	Type
1		10420.000	48.529	51.525	-25.471	74.000	-2.996	PK
2	*	15630.000	52.910	51.678	-21.090	74.000	1.232	PK

Profile: 23B0641R	Page No.: 179
Engineer:Pengcheng Yang	
Site: AC5	Time: 2023/12/06 - 05:13
Limit: FCC_Part15.209_RE(3m)	Margin: 0
Probe: Horn_3117_00167055(1-18GHz)	Polarity: Horizontal
EUT: SKI.WB663U.2	Power: 3.3Vdc
Note: Mode 6：Transmit at 5290MHz by 802.11ac(80MHz) with Ant1+2	

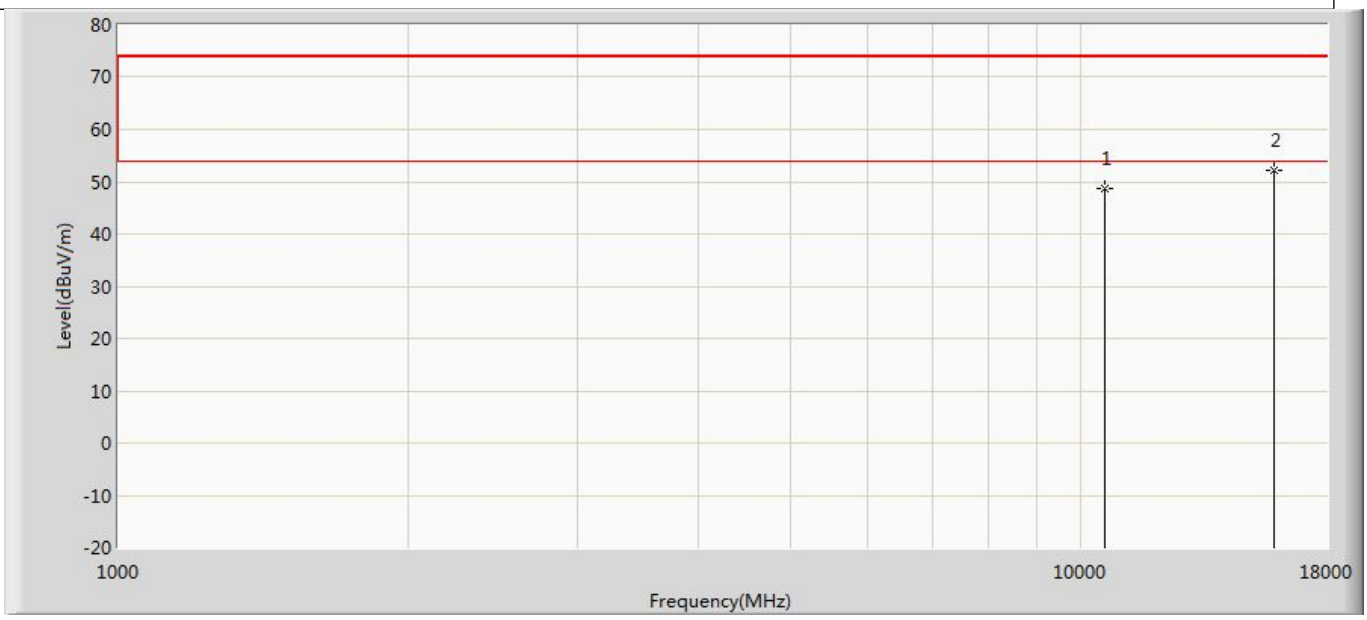

No	Mark	Frequency (MHz)	Measure Level (dBuV/m)	Reading Level (dBuV)	Over Limit (dB)	Limit (dBuV/m)	Factor (dB)	Type
1		10580.000	48.597	51.613	-25.403	74.000	-3.015	PK
2	*	15870.000	52.070	50.215	-21.930	74.000	1.855	PK

Profile: 23B0641R	Page No.: 180
Engineer:Pengcheng Yang	
Site: AC5	Time: 2023/12/06 - 05:13
Limit: FCC_Part15.209_RE(3m)	Margin: 0
Probe: Horn_3117_00167055(1-18GHz)	Polarity: Vertical
EUT: SKI.WB663U.2	Power: 3.3Vdc
Note: Mode 6：Transmit at 5290MHz by 802.11ac(80MHz) with Ant1+2	

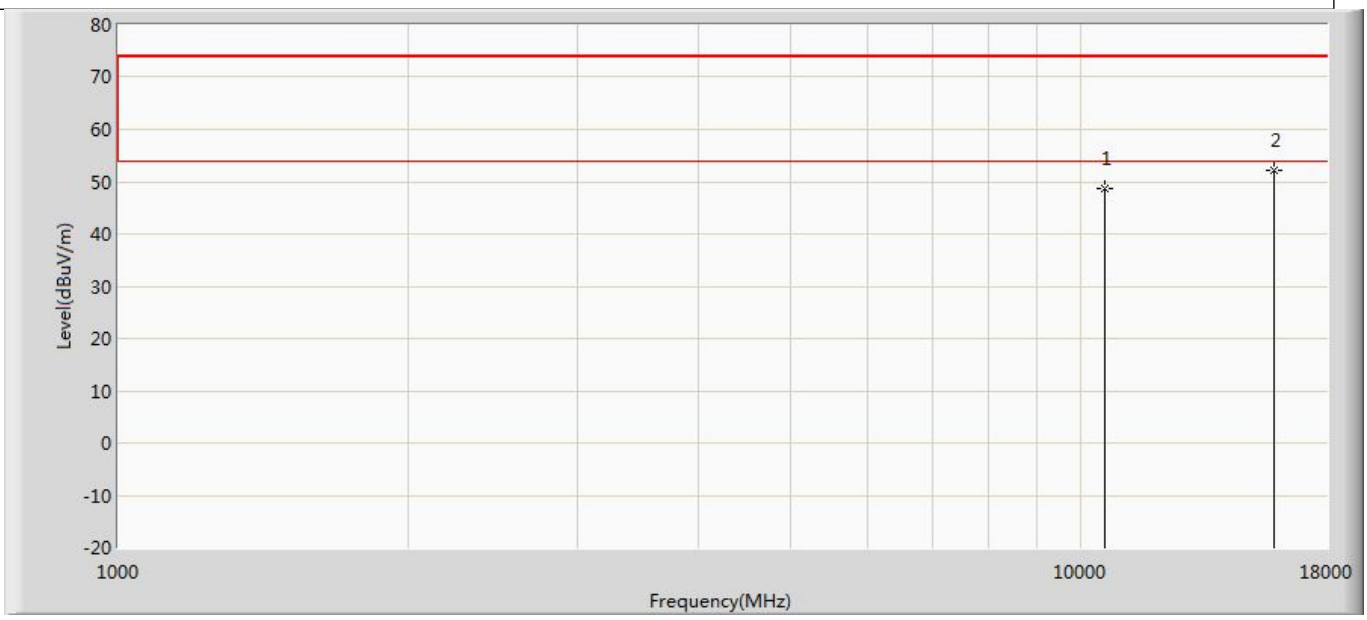

No	Mark	Frequency (MHz)	Measure Level (dBuV/m)	Reading Level (dBuV)	Over Limit (dB)	Limit (dBuV/m)	Factor (dB)	Type
1		10580.000	48.755	51.771	-25.245	74.000	-3.015	PK
2	*	15870.000	52.138	50.283	-21.862	74.000	1.855	PK

Profile: 23B0641R	Page No.: 181
Engineer:Pengcheng Yang	
Site: AC5	Time: 2023/12/06 - 05:13
Limit: FCC_Part15.209_RE(3m)	Margin: 0
Probe: Horn_3117_00167055(1-18GHz)	Polarity: Horizontal
EUT: SKI.WB663U.2	Power: 3.3Vdc
Note: Mode 6：Transmit at 5530MHz by 802.11ac(80MHz) with Ant1+2	

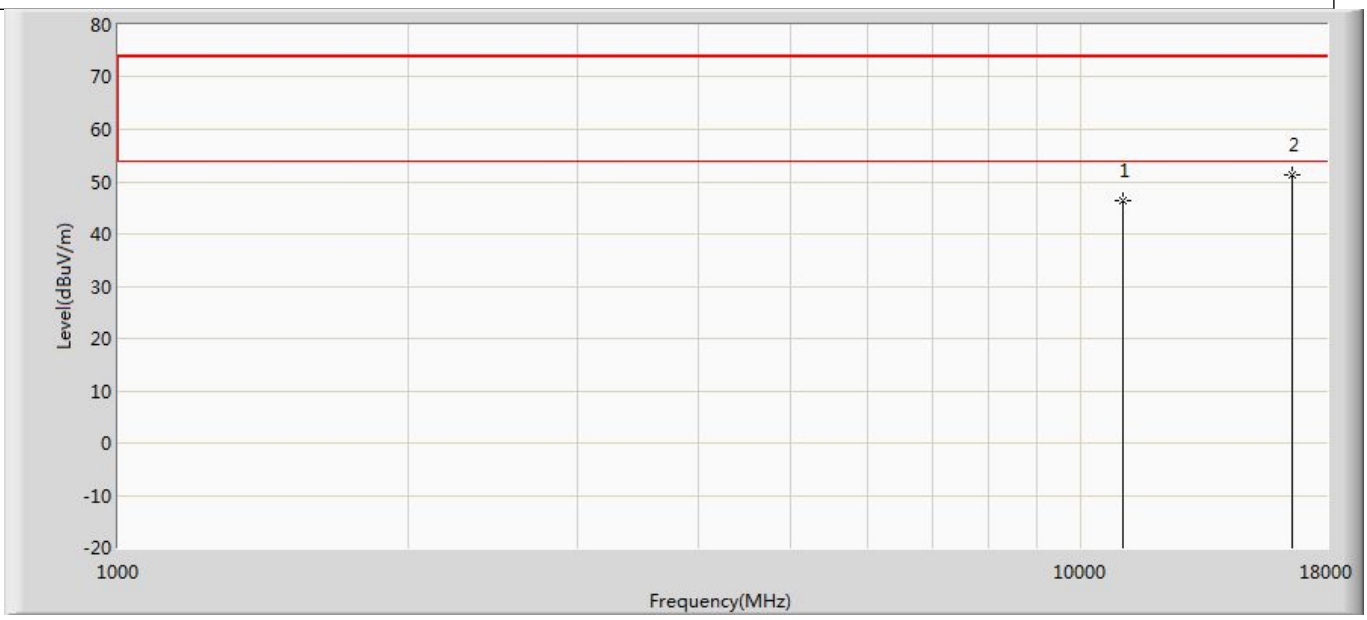

No	Mark	Frequency (MHz)	Measure Level (dBuV/m)	Reading Level (dBuV)	Over Limit (dB)	Limit (dBuV/m)	Factor (dB)	Type
1		11060.000	46.300	48.445	-27.700	74.000	-2.145	PK
2	*	16590.000	51.284	47.096	-22.716	74.000	4.189	PK

Profile: 23B0641R	Page No.: 182
Engineer:Pengcheng Yang	
Site: AC5	Time: 2023/12/06 - 05:13
Limit: FCC_Part15.209_RE(3m)	Margin: 0
Probe: Horn_3117_00167055(1-18GHz)	Polarity: Vertical
EUT: SKI.WB663U.2	Power: 3.3Vdc
Note: Mode 6：Transmit at 5530MHz by 802.11ac(80MHz) with Ant1+2	

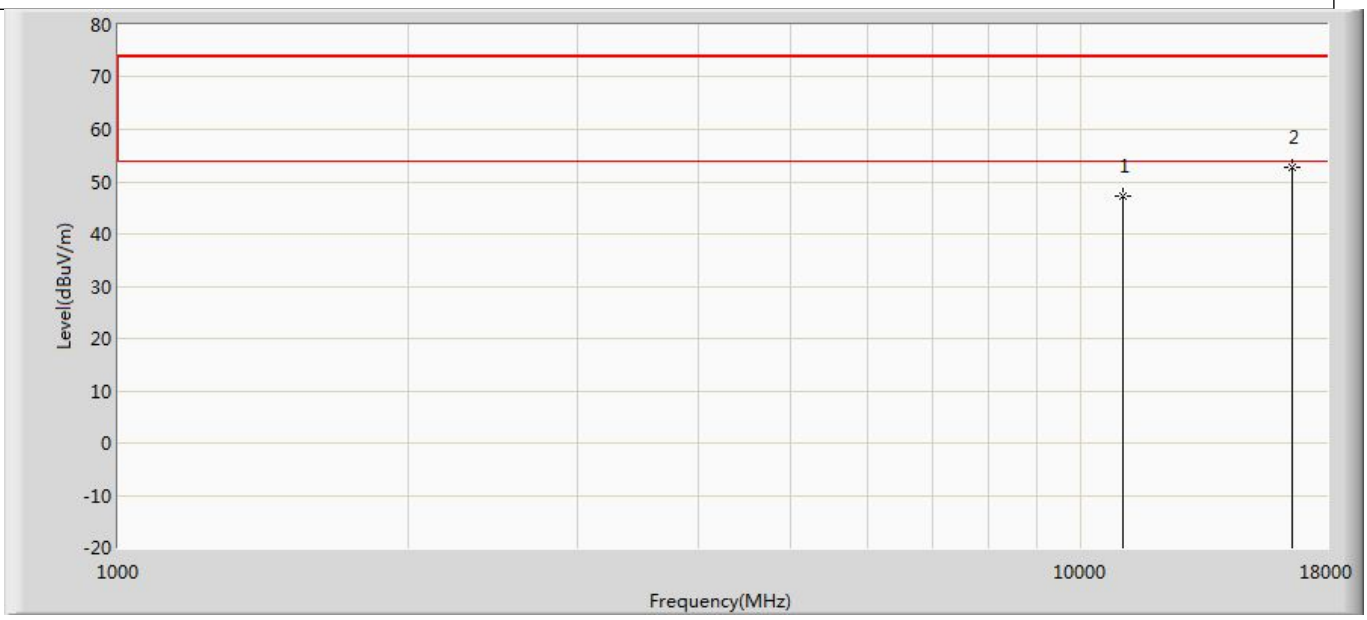

No	Mark	Frequency (MHz)	Measure Level (dBuV/m)	Reading Level (dBuV)	Over Limit (dB)	Limit (dBuV/m)	Factor (dB)	Type
1		11060.000	47.132	49.277	-26.868	74.000	-2.145	PK
2	*	16590.000	52.758	48.570	-21.242	74.000	4.189	PK

Profile: 23B0641R	Page No.: 183
Engineer:Pengcheng Yang	
Site: AC5	Time: 2023/12/06 - 05:13
Limit: FCC_Part15.209_RE(3m)	Margin: 0
Probe: Horn_3117_00167055(1-18GHz)	Polarity: Horizontal
EUT: SKI.WB663U.2	Power: 3.3Vdc
Note: Mode 6：Transmit at 5775MHz by 802.11ac(80MHz) with Ant1+2	

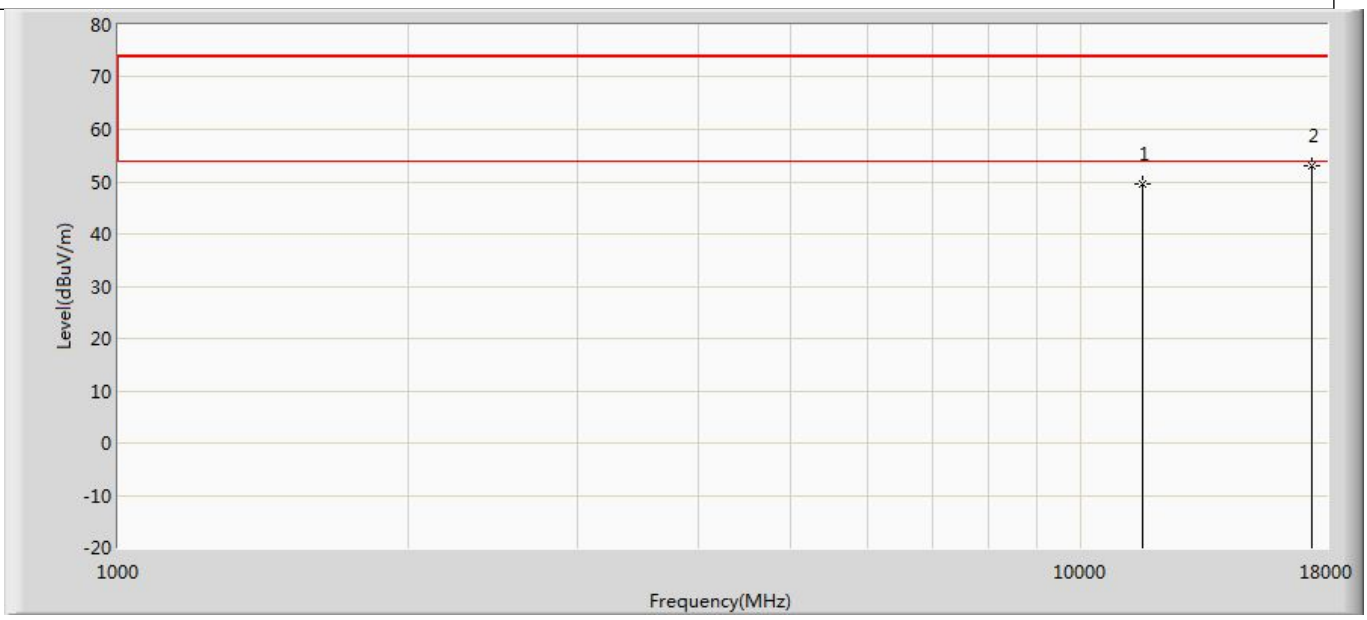

No	Mark	Frequency (MHz)	Measure Level (dBuV/m)	Reading Level (dBuV)	Over Limit (dB)	Limit (dBuV/m)	Factor (dB)	Type
1		11590.000	49.625	49.524	-24.375	74.000	0.101	PK
2	*	17385.000	52.916	49.584	-21.084	74.000	3.332	PK

Profile: 23B0641R	Page No.: 184
Engineer:Pengcheng Yang	
Site: AC5	Time: 2023/12/06 - 05:13
Limit: FCC_Part15.209_RE(3m)	Margin: 0
Probe: Horn_3117_00167055(1-18GHz)	Polarity: Vertical
EUT: SKI.WB663U.2	Power: 3.3Vdc
Note: Mode 6：Transmit at 5775MHz by 802.11ac(80MHz) with Ant1+2	

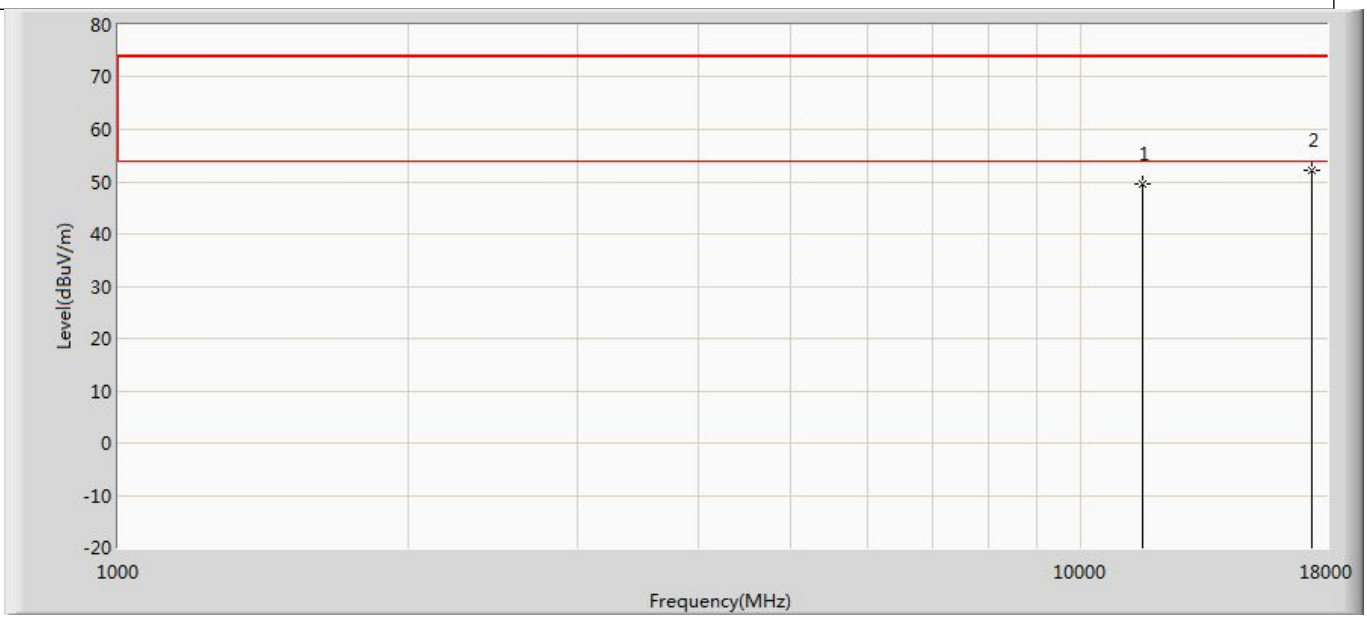

No	Mark	Frequency (MHz)	Measure Level (dBuV/m)	Reading Level (dBuV)	Over Limit (dB)	Limit (dBuV/m)	Factor (dB)	Type
1		11590.000	49.564	49.463	-24.436	74.000	0.101	PK
2	*	17385.000	52.220	48.888	-21.780	74.000	3.332	PK

Note:

1. " * ", means this data is the worst emission level.
2. Measurement Level = Reading Level + Factor(Probe+Cable-Amp).
3. We evaluated/tested both SISO and MIMO mode,shown in report is the worst data.

The worst case of radiation emissions below 1GHz:

Profile: 23B0641R	Page No.: 49
Engineer: Pengchengyang	
Site: AC2	Time: 2023/12/14 - 08:48
Limit: FCC_Part 15.109_RE (3m)_Class B	Margin: 0
Probe: CBL6112D_27613(30-1000MHz)	Polarity: Horizontal
EUT: SKI.WB663U.2	Power: 3.3Vdc
Note: Mode 1：Transmit at 5180MHz by 802.11a	

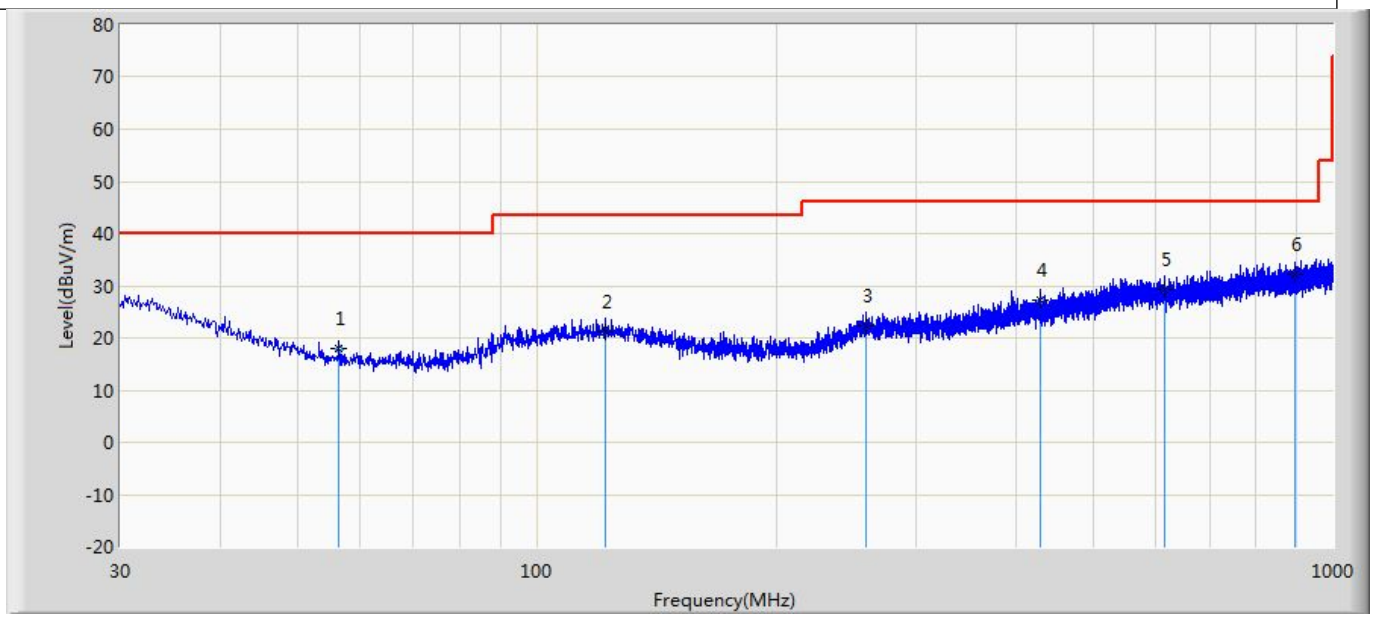

No	Mark	Frequency (MHz)	Measure Level (dBuV/m)	Reading Level (dBuV)	Over Limit (dB)	Limit (dBuV/m)	Factor (dB)	Type
1		56.432	17.919	4.461	-22.081	40.000	13.459	QP
2		121.908	21.172	1.850	-22.328	43.500	19.322	QP
3		259.284	22.190	1.385	-23.810	46.000	20.805	QP
4		428.306	27.321	3.118	-18.679	46.000	24.203	QP
5		614.061	29.139	1.898	-16.861	46.000	27.240	QP
6	*	894.997	32.060	2.517	-13.940	46.000	29.543	QP

Profile: 23B0641R	Page No.: 50
Engineer: Pengchengyang	
Site: AC2	Time: 2023/12/14 - 08:49
Limit: FCC_Part 15.109_RE (3m)_Class B	Margin: 0
Probe: CBL6112D_27613(30-1000MHz)	Polarity: Vertical
EUT: SKI.WB663U.2	Power: 3.3Vdc
Note: Mode 1: Transmit at 5180MHz by 802.11a	

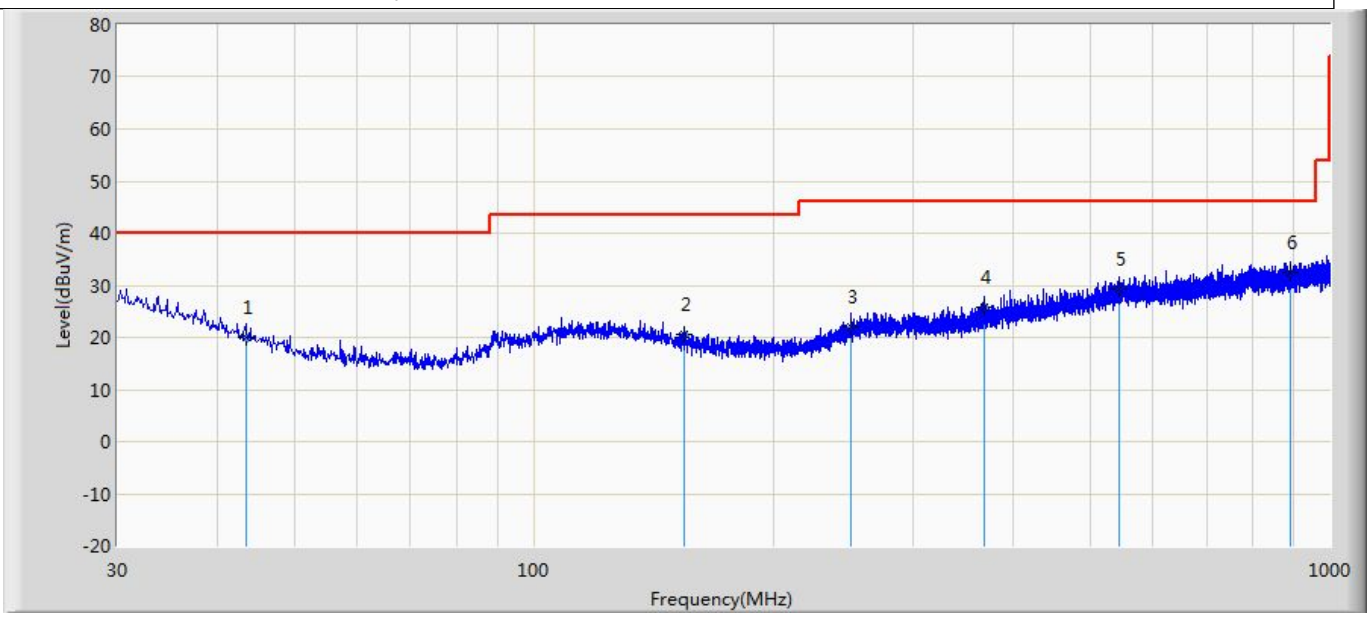

No	Mark	Frequency (MHz)	Measure Level (dBuV/m)	Reading Level (dBuV)	Over Limit (dB)	Limit (dBuV/m)	Factor (dB)	Type
1		43.459	20.127	2.365	-19.873	40.000	17.762	QP
2		154.887	20.510	3.307	-22.990	43.500	17.203	QP
3		250.554	22.170	2.287	-23.830	46.000	19.883	QP
4		367.924	25.678	3.017	-20.322	46.000	22.661	QP
5		544.100	29.166	2.216	-16.834	46.000	26.950	QP
6	*	893.179	32.495	2.962	-13.505	46.000	29.534	QP

Note:
1. " * ", means this data is the worst emission level.
2. Measurement Level = Reading Level + Factor(Probe+Cable-Amp). Test Photograph.
3. We evaluated/tested both SISO and MIMO mode,shown in report is the worst data.

Appendix C: Radiated Emission Band Edge

Profile: 23B0641R	Page No.: 1
Engineer: Pengcheng Yang	
Site: AC5	Time: 2023/12/10 - 20:20
Limit: FCC_Part15.209_RE(3m)	Margin: 0
Probe: Horn_3117_00167055(1-18GHz)	Polarity: Horizontal
EUT: SKI.WB663U.2	Power: 3.3Vdc
Note: Mode 1：Transmit at 5180MHz by 802.11a with Ant1	

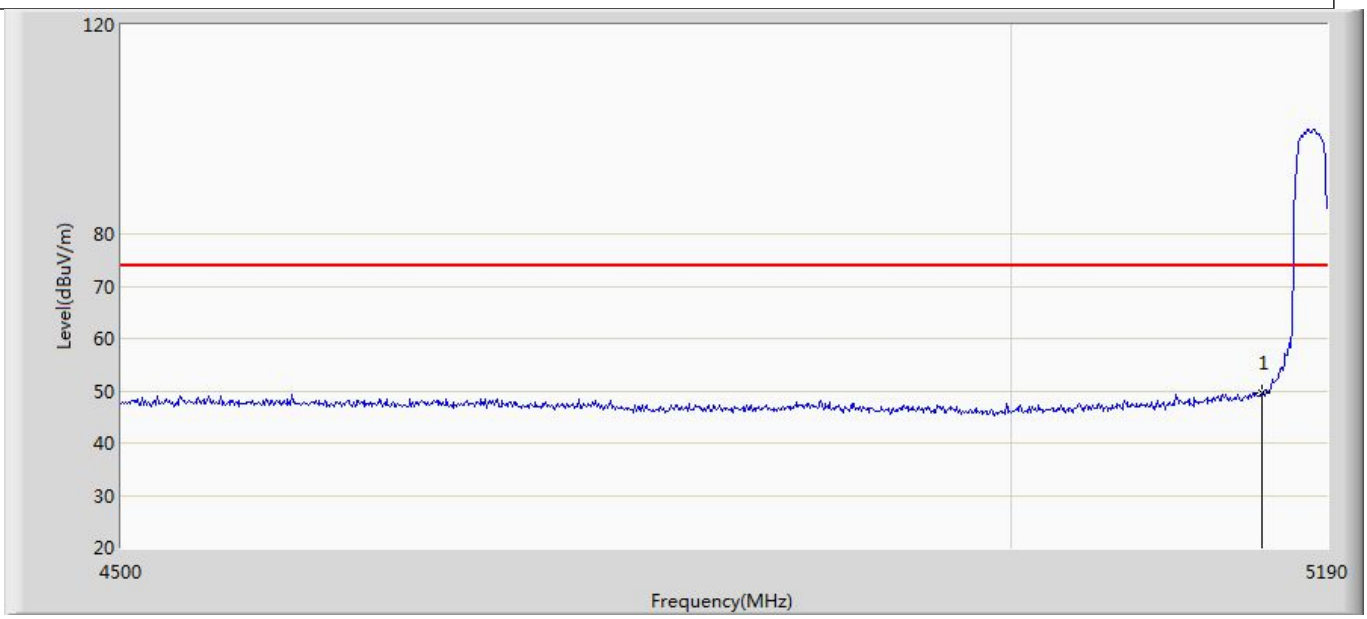

No	Mark	Frequency (MHz)	Measure Level (dBuV/m)	Reading Level (dBuV)	Over Limit (dB)	Limit (dBuV/m)	Factor (dB)	Type
1	*	5150.000	49.651	11.961	-24.349	74.000	37.691	PK

Profile: 23B0641R	Page No.: 2
Engineer: Pengcheng Yang	
Site: AC5	Time: 2023/12/10 - 19:45
Limit: FCC_Part15.209_RE(3m)	Margin: 0
Probe: Horn_3117_00167055(1-18GHz)	Polarity: Horizontal
EUT: SKI.WB663U.2	Power: 3.3Vdc
Note: Mode 1：Transmit at 5180MHz by 802.11a with Ant1	

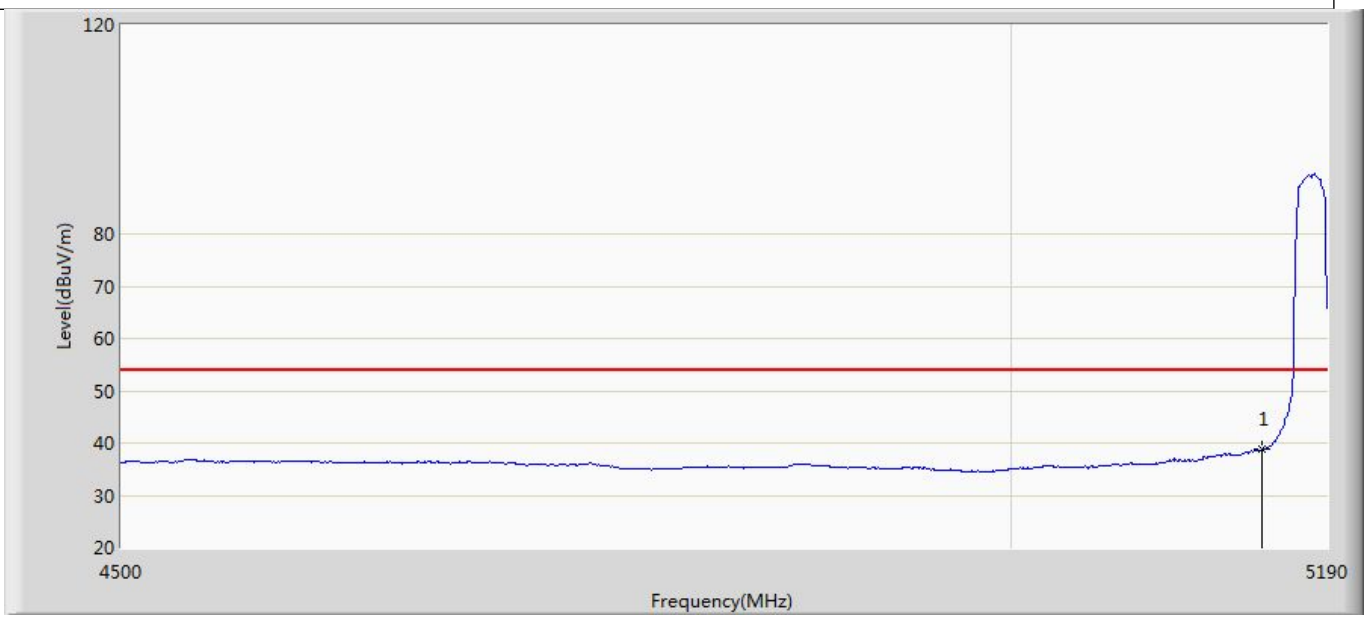

No	Mark	Frequency (MHz)	Measure Level (dBuV/m)	Reading Level (dBuV)	Over Limit (dB)	Limit (dBuV/m)	Factor (dB)	Type
1	*	5150.000	38.698	1.008	-15.302	54.000	37.691	AV

Profile: 23B0641R	Page No.: 3
Engineer: Pengcheng Yang	
Site: AC5	Time: 2023/12/10 - 19:47
Limit: FCC_Part15.209_RE(3m)	Margin: 0
Probe: Horn_3117_00167055(1-18GHz)	Polarity: Vertical
EUT: SKI.WB663U.2	Power: 3.3Vdc
Note: Mode 1：Transmit at 5180MHz by 802.11a with Ant1	

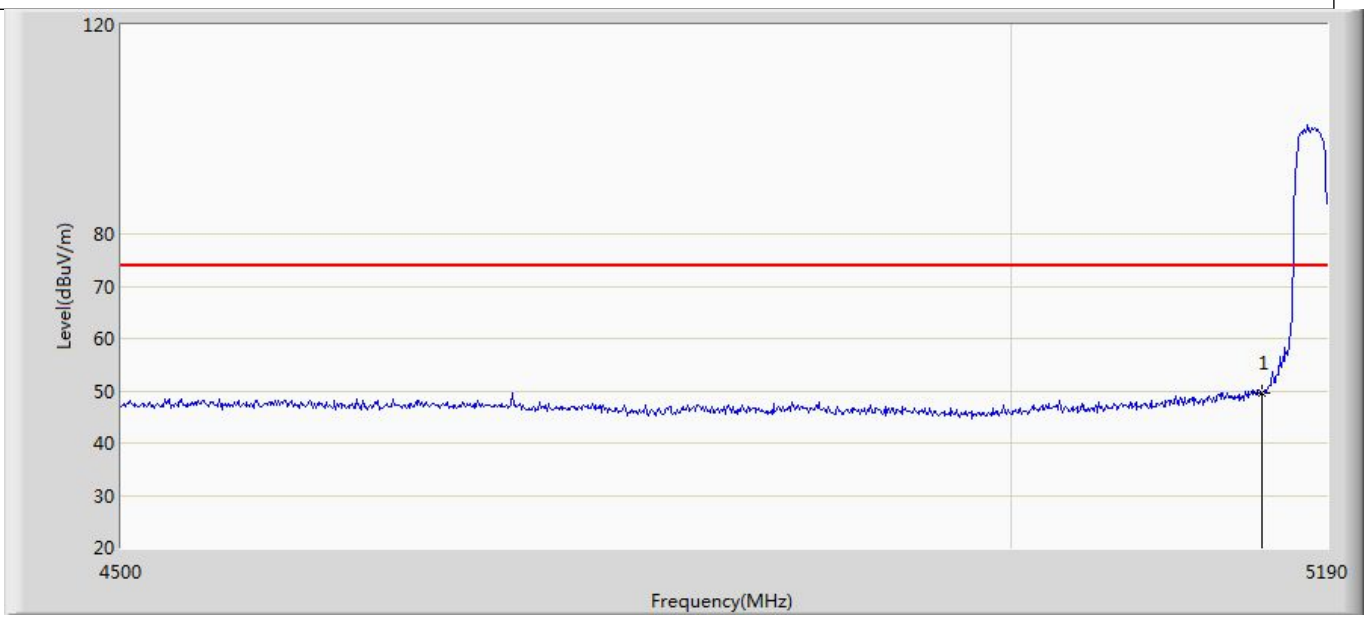

No	Mark	Frequency (MHz)	Measure Level (dBuV/m)	Reading Level (dBuV)	Over Limit (dB)	Limit (dBuV/m)	Factor (dB)	Type
1	*	5150.000	49.521	11.831	-24.479	74.000	37.691	PK

Profile: 23B0641R	Page No.: 4
Engineer: Pengcheng Yang	
Site: AC5	Time: 2023/12/10 - 19:49
Limit: FCC_Part15.209_RE(3m)	Margin: 0
Probe: Horn_3117_00167055(1-18GHz)	Polarity: Vertical
EUT: SKI.WB663U.2	Power: 3.3Vdc
Note: Mode 1：Transmit at 5180MHz by 802.11a with Ant1	

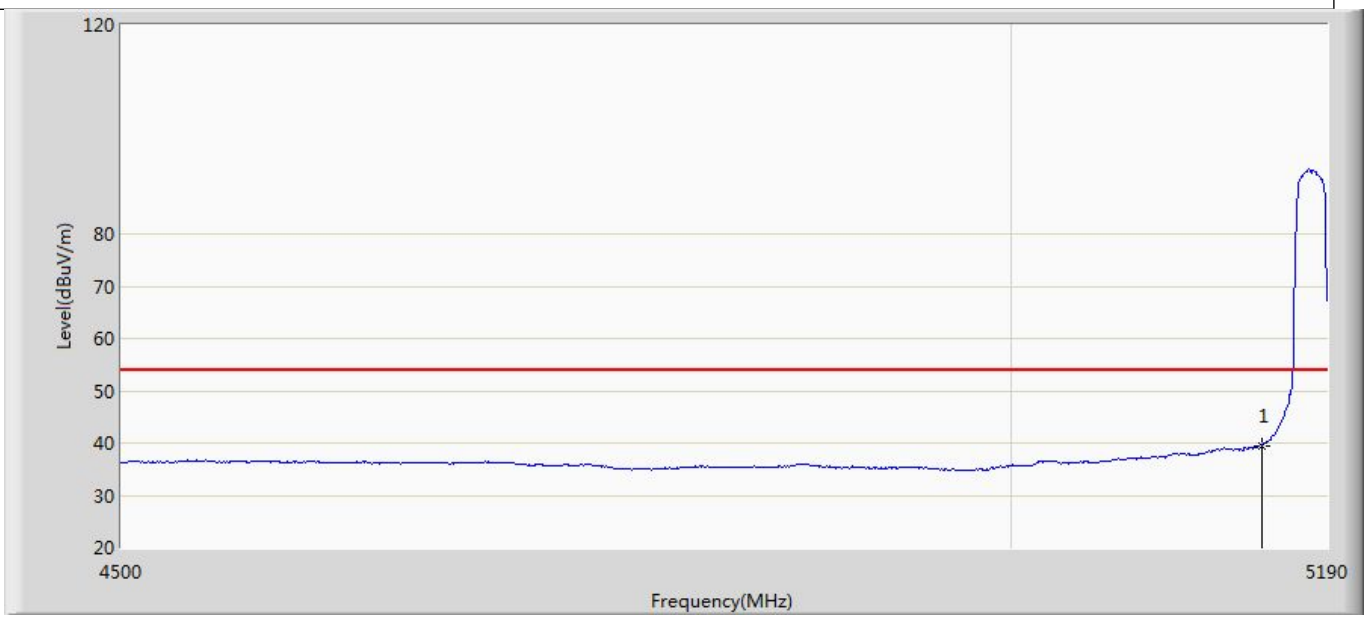

No	Mark	Frequency (MHz)	Measure Level (dBuV/m)	Reading Level (dBuV)	Over Limit (dB)	Limit (dBuV/m)	Factor (dB)	Type
1	*	5150.000	39.452	1.762	-14.548	54.000	37.691	AV

Profile: 23B0641R	Page No.: 5
Engineer: Pengcheng Yang	
Site: AC5	Time: 2023/12/10 - 19:54
Limit: FCC_Part15.209_RE(3m)	Margin: 0
Probe: Horn_3117_00167055(1-18GHz)	Polarity: Horizontal
EUT: SKI.WB663U.2	Power: 3.3Vdc
Note: Mode 1：Transmit at 5320MHz by 802.11a with Ant1	

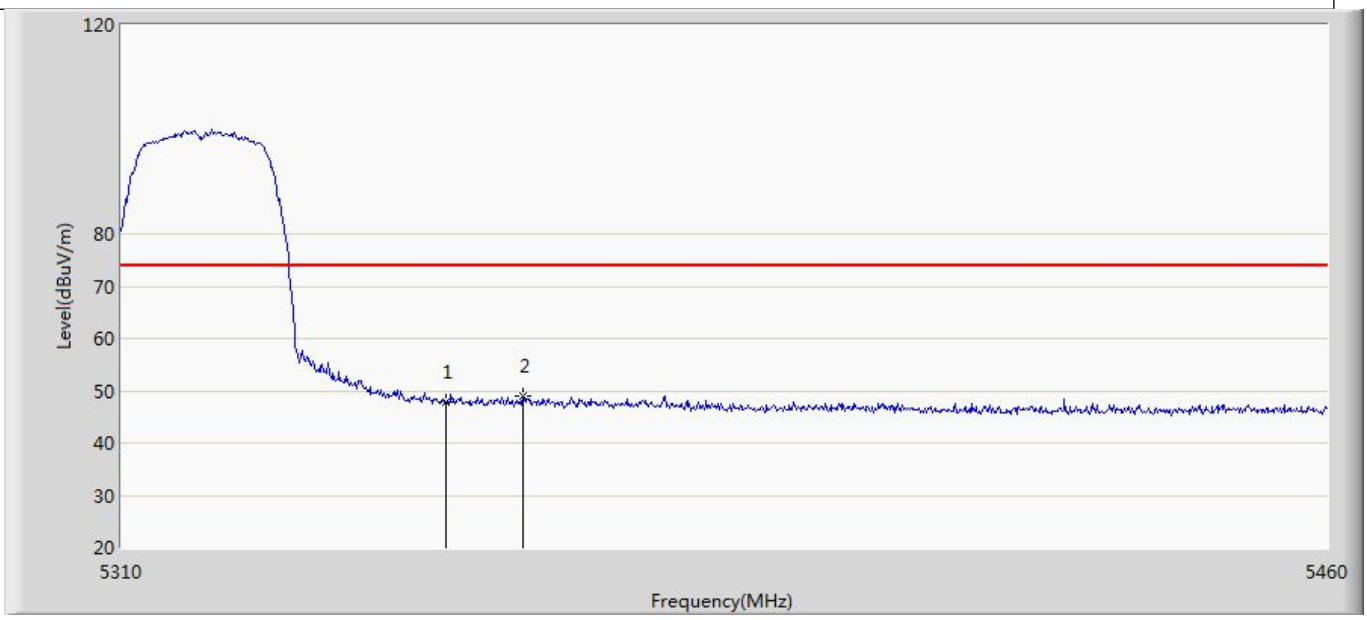

No	Mark	Frequency (MHz)	Measure Level (dBuV/m)	Reading Level (dBuV)	Over Limit (dB)	Limit (dBuV/m)	Factor (dB)	Type
1		5350.000	47.883	9.860	-26.117	74.000	38.023	PK
2	*	5359.500	49.104	10.996	-24.896	74.000	38.108	PK

Profile: 23B0641R	Page No.: 6
Engineer: Pengcheng Yang	
Site: AC5	Time: 2023/12/10 - 19:54
Limit: FCC_Part15.209_RE(3m)	Margin: 0
Probe: Horn_3117_00167055(1-18GHz)	Polarity: Horizontal
EUT: SKI.WB663U.2	Power: 3.3Vdc
Note: Mode 1：Transmit at 5320MHz by 802.11a with Ant1	

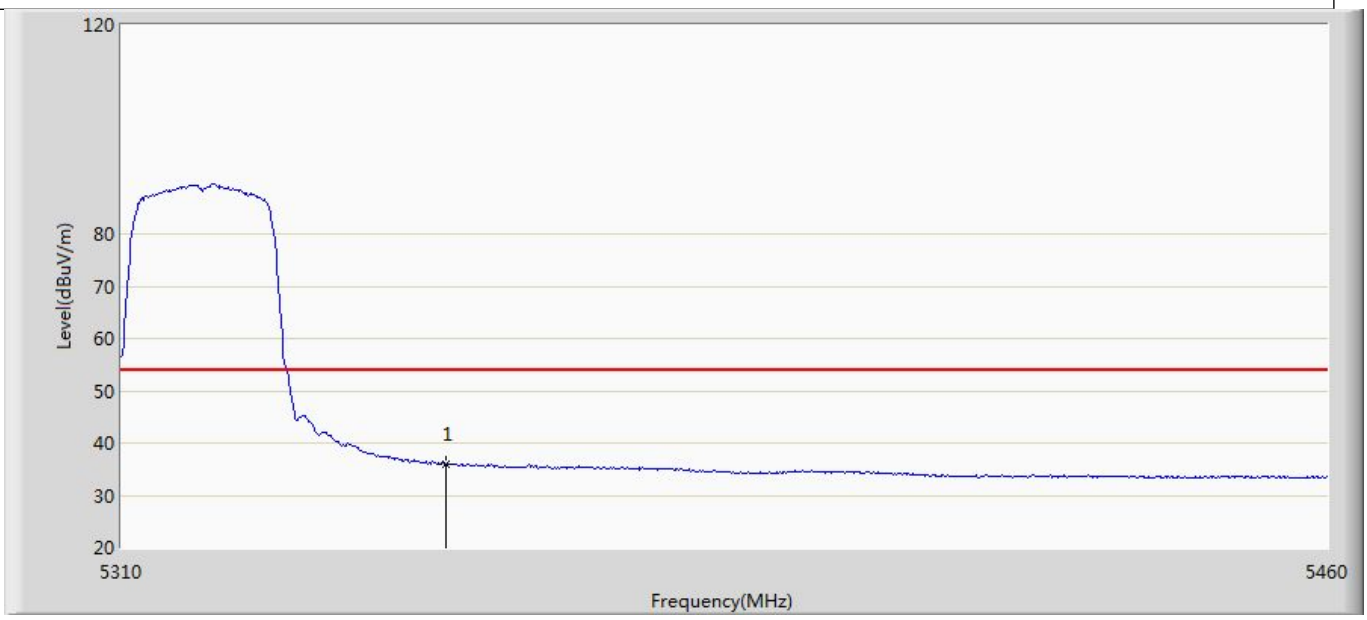

No	Mark	Frequency (MHz)	Measure Level (dBuV/m)	Reading Level (dBuV)	Over Limit (dB)	Limit (dBuV/m)	Factor (dB)	Type
1	*	5350.000	36.039	-1.984	-17.961	54.000	38.023	AV

Profile: 23B0641R	Page No.: 7
Engineer: Pengcheng Yang	
Site: AC5	Time: 2023/12/10 - 19:54
Limit: FCC_Part15.209_RE(3m)	Margin: 0
Probe: Horn_3117_00167055(1-18GHz)	Polarity: Vertical
EUT: SKI.WB663U.2	Power: 3.3Vdc
Note: Mode 1：Transmit at 5320MHz by 802.11a with Ant1	

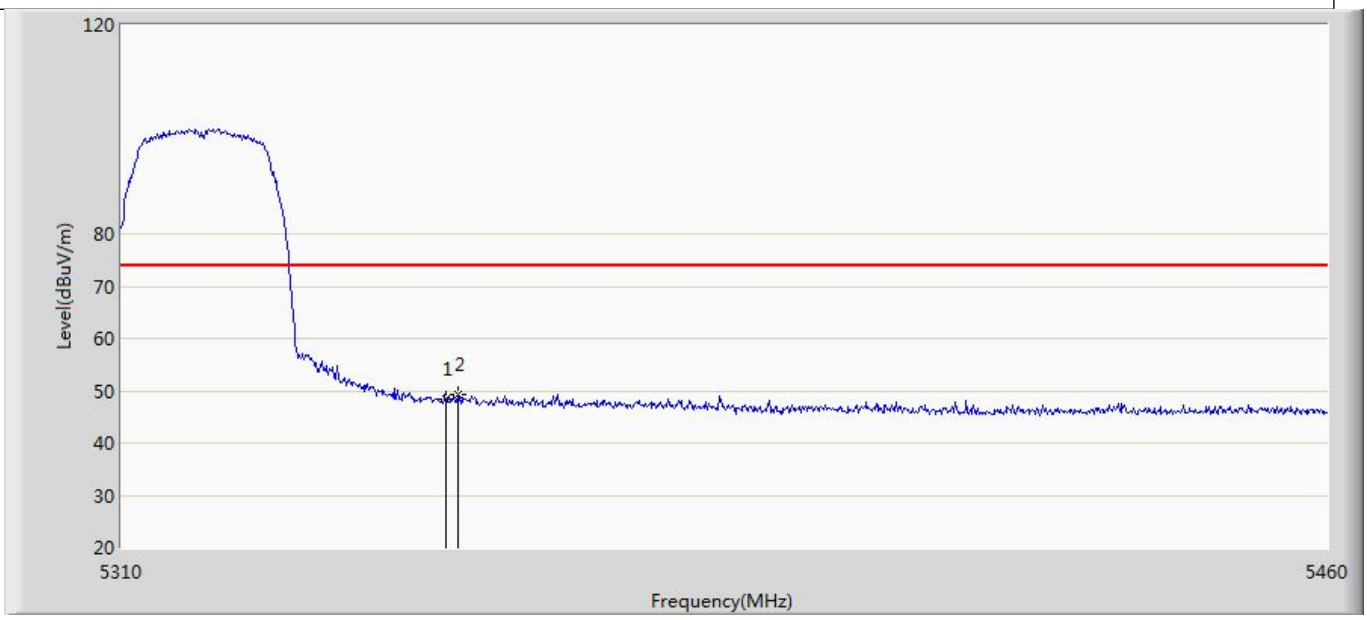

No	Mark	Frequency (MHz)	Measure Level (dBuV/m)	Reading Level (dBuV)	Over Limit (dB)	Limit (dBuV/m)	Factor (dB)	Type
1		5350.000	48.510	10.487	-25.490	74.000	38.023	PK
2	*	5351.550	49.142	11.145	-24.858	74.000	37.998	PK

Profile: 23B0641R	Page No.: 8
Engineer: Pengcheng Yang	
Site: AC5	Time: 2023/12/10 - 19:54
Limit: FCC_Part15.209_RE(3m)	Margin: 0
Probe: Horn_3117_00167055(1-18GHz)	Polarity: Vertical
EUT: SKI.WB663U.2	Power: 3.3Vdc
Note: Mode 1：Transmit at 5320MHz by 802.11a with Ant1	

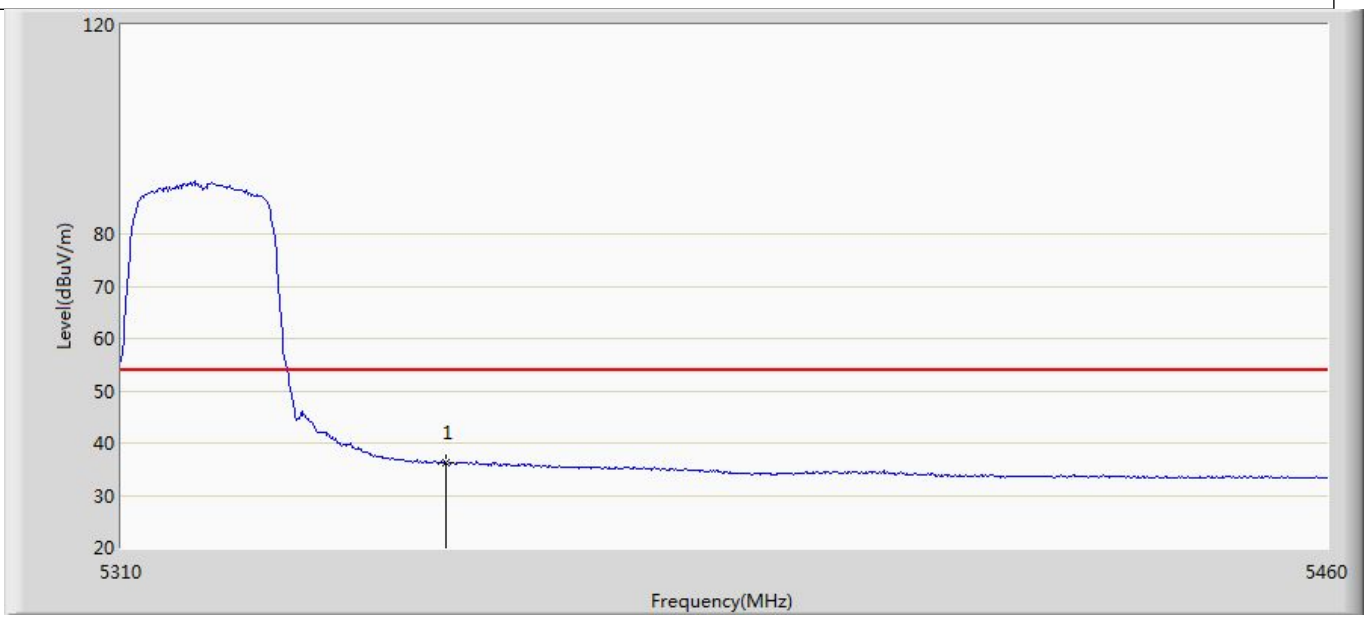

No	Mark	Frequency (MHz)	Measure Level (dBuV/m)	Reading Level (dBuV)	Over Limit (dB)	Limit (dBuV/m)	Factor (dB)	Type
1	*	5350.000	36.152	-1.871	-17.848	54.000	38.023	AV

Profile: 23B0641R	Page No.: 9
Engineer: Pengcheng Yang	
Site: AC5	Time: 2023/12/10 - 19:58
Limit: FCC_Part15.209_RE(3m)	Margin: 0
Probe: Horn_3117_00167055(1-18GHz)	Polarity: Horizontal
EUT: SKI.WB663U.2	Power: 3.3Vdc
Note: Mode 1：Transmit at 5500MHz by 802.11a with Ant1	

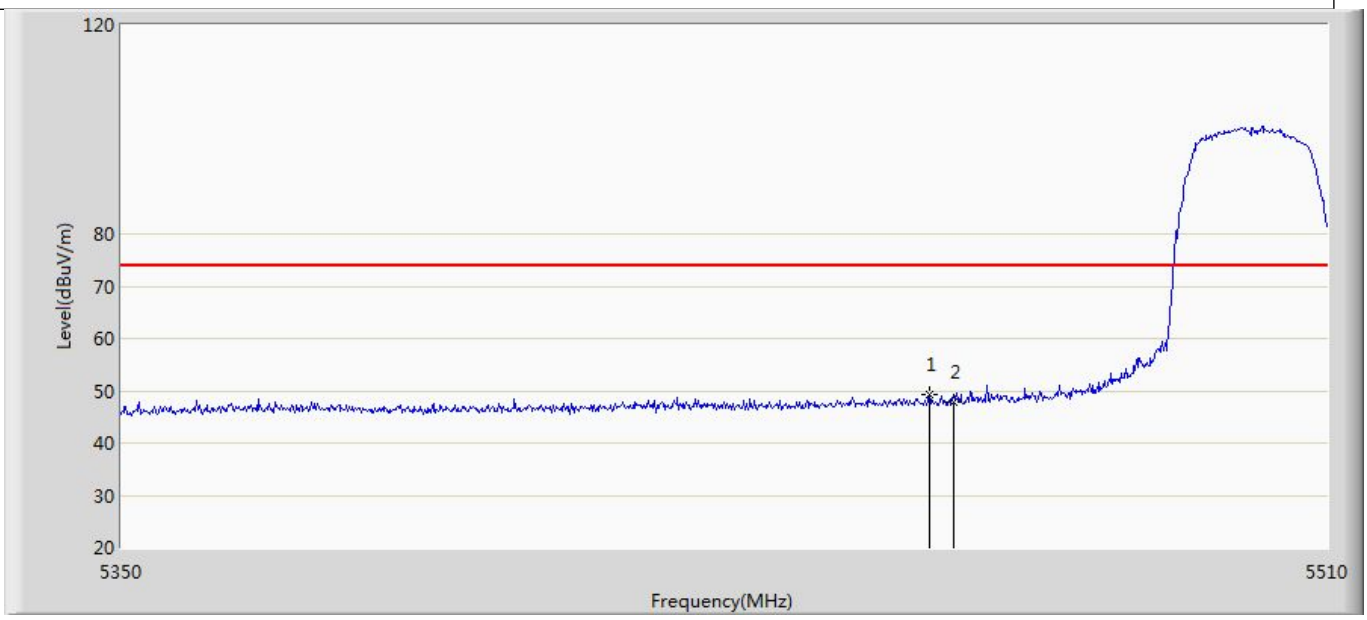

No	Mark	Frequency (MHz)	Measure Level (dBuV/m)	Reading Level (dBuV)	Over Limit (dB)	Limit (dBuV/m)	Factor (dB)	Type
1	*	5456.720	49.255	10.487	-24.745	74.000	38.768	PK
2		5460.000	47.846	9.173	-26.154	74.000	38.673	PK

Profile: 23B0641R	Page No.: 10
Engineer: Pengcheng Yang	
Site: AC5	Time: 2023/12/10 - 20:00
Limit: FCC_Part15.209_RE(3m)	Margin: 0
Probe: Horn_3117_00167055(1-18GHz)	Polarity: Horizontal
EUT: SKI.WB663U.2	Power: 3.3Vdc
Note: Mode 1：Transmit at 5500MHz by 802.11a with Ant1	

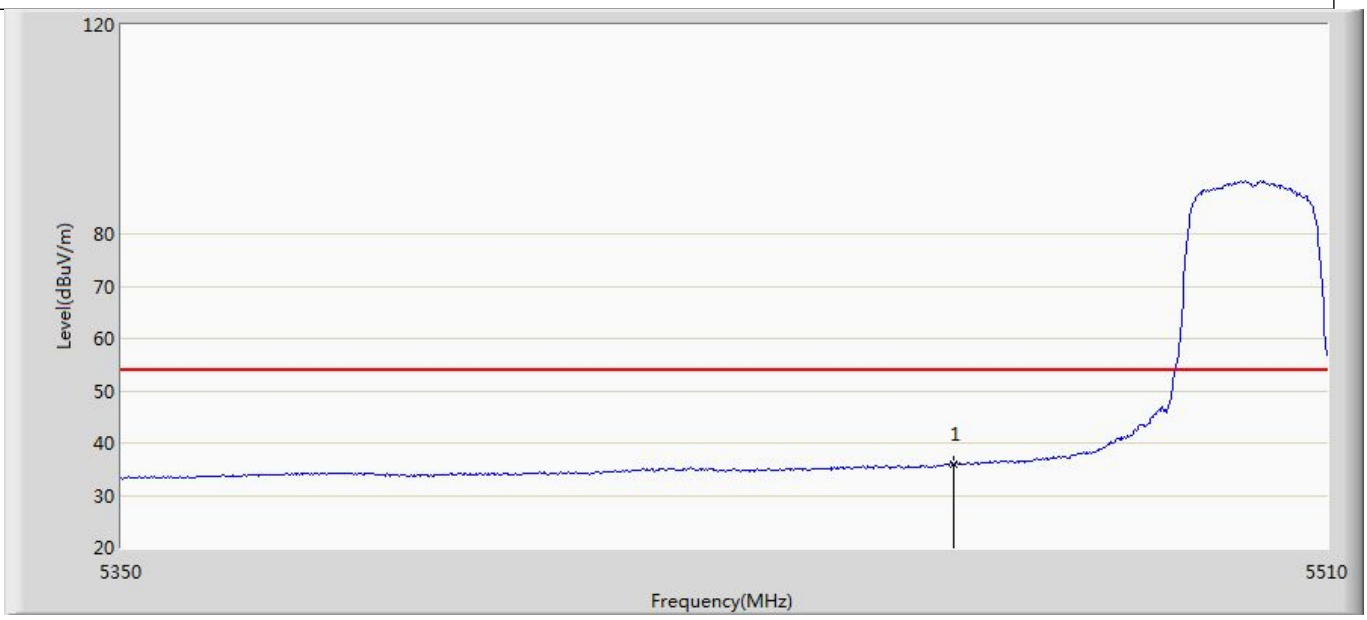

No	Mark	Frequency (MHz)	Measure Level (dBuV/m)	Reading Level (dBuV)	Over Limit (dB)	Limit (dBuV/m)	Factor (dB)	Type
1	*	5460.000	35.970	-2.703	-18.030	54.000	38.673	AV

Profile: 23B0641R	Page No.: 11
Engineer: Pengcheng Yang	
Site: AC5	Time: 2023/12/10 - 20:01
Limit: FCC_Part15.209_RE(3m)	Margin: 0
Probe: Horn_3117_00167055(1-18GHz)	Polarity: Vertical
EUT: SKI.WB663U.2	Power: 3.3Vdc
Note: Mode 1：Transmit at 5500MHz by 802.11a with Ant1	

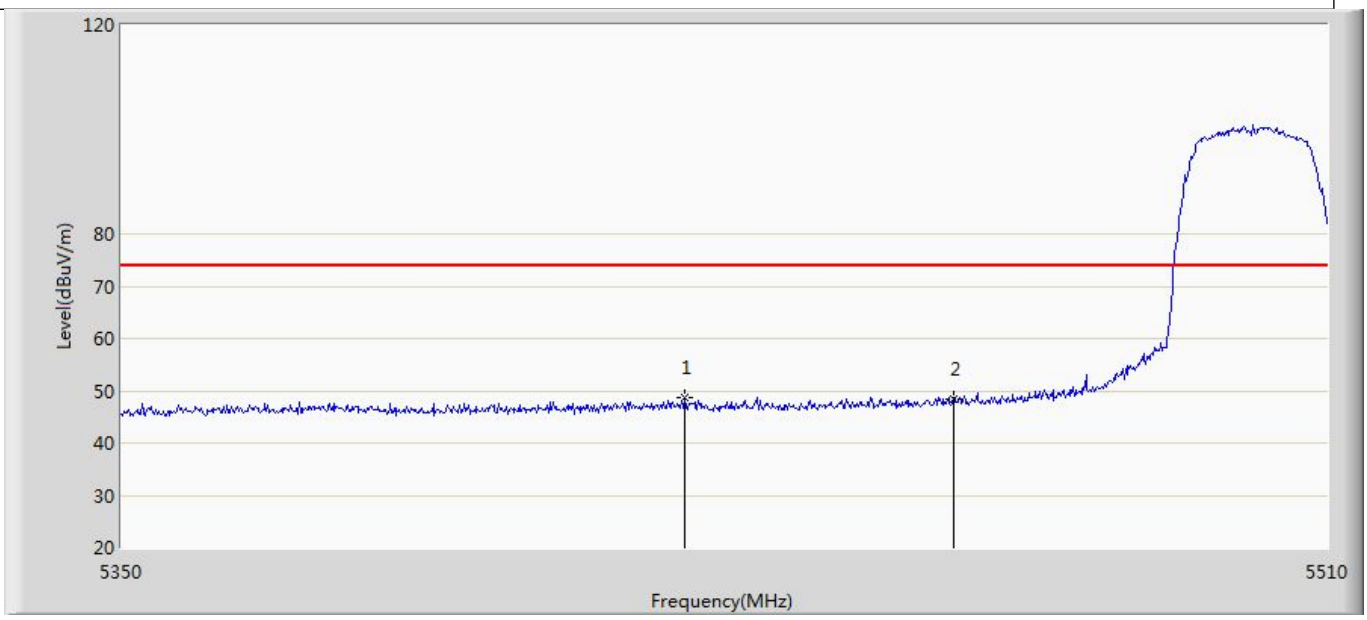

No	Mark	Frequency (MHz)	Measure Level (dBuV/m)	Reading Level (dBuV)	Over Limit (dB)	Limit (dBuV/m)	Factor (dB)	Type
1	*	5424.240	48.749	10.571	-25.251	74.000	38.177	PK
2		5460.000	48.261	9.588	-25.739	74.000	38.673	PK

Profile: 23B0641R	Page No.: 12
Engineer: Pengcheng Yang	
Site: AC5	Time: 2023/12/10 - 20:02
Limit: FCC_Part15.209_RE(3m)	Margin: 0
Probe: Horn_3117_00167055(1-18GHz)	Polarity: Vertical
EUT: SKI.WB663U.2	Power: 3.3Vdc
Note: Mode 1：Transmit at 5500MHz by 802.11a with Ant1	

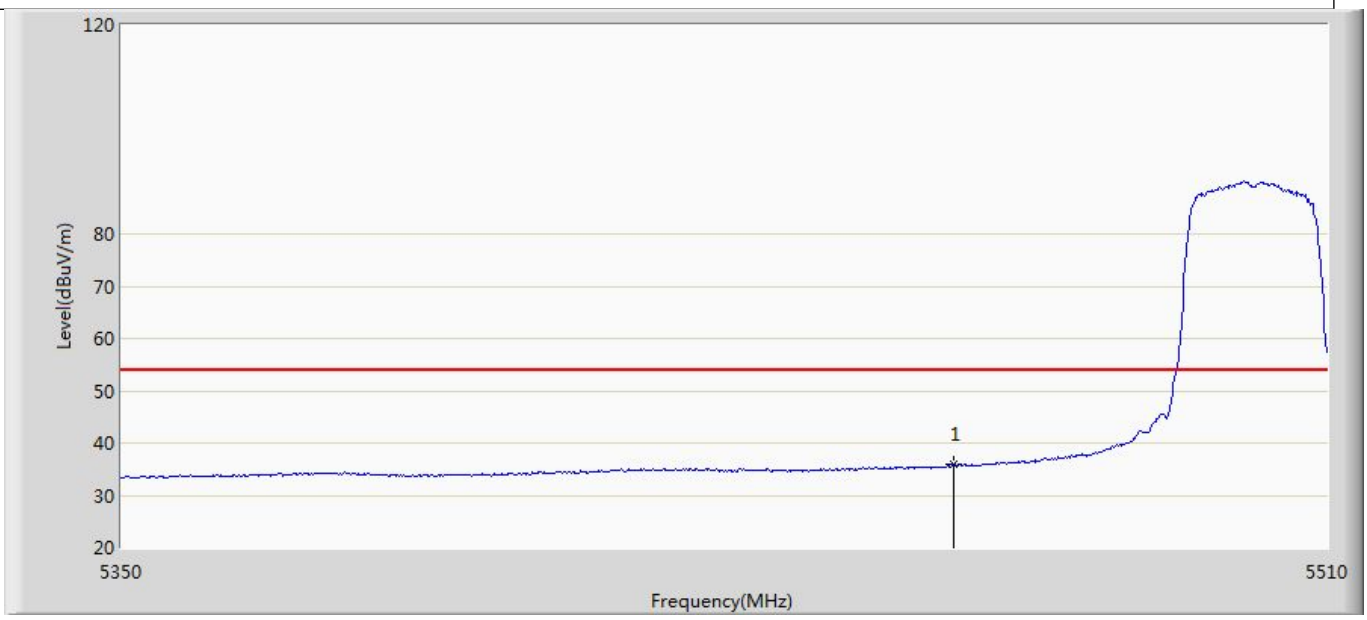

No	Mark	Frequency (MHz)	Measure Level (dBuV/m)	Reading Level (dBuV)	Over Limit (dB)	Limit (dBuV/m)	Factor (dB)	Type
1	*	5460.000	35.855	-2.818	-18.145	54.000	38.673	AV

Profile: 23B0641R	Page No.: 13
Engineer: Pengcheng Yang	
Site: AC5	Time: 2023/12/10 - 20:03
Limit: FCC_Part15.209_RE(3m)	Margin: 0
Probe: Horn_3117_00167055(1-18GHz)	Polarity: Horizontal
EUT: SKI.WB663U.2	Power: 3.3Vdc
Note: Mode 2：Transmit at 5180MHz by 802.11n(20MHz) with Ant0+Ant1	

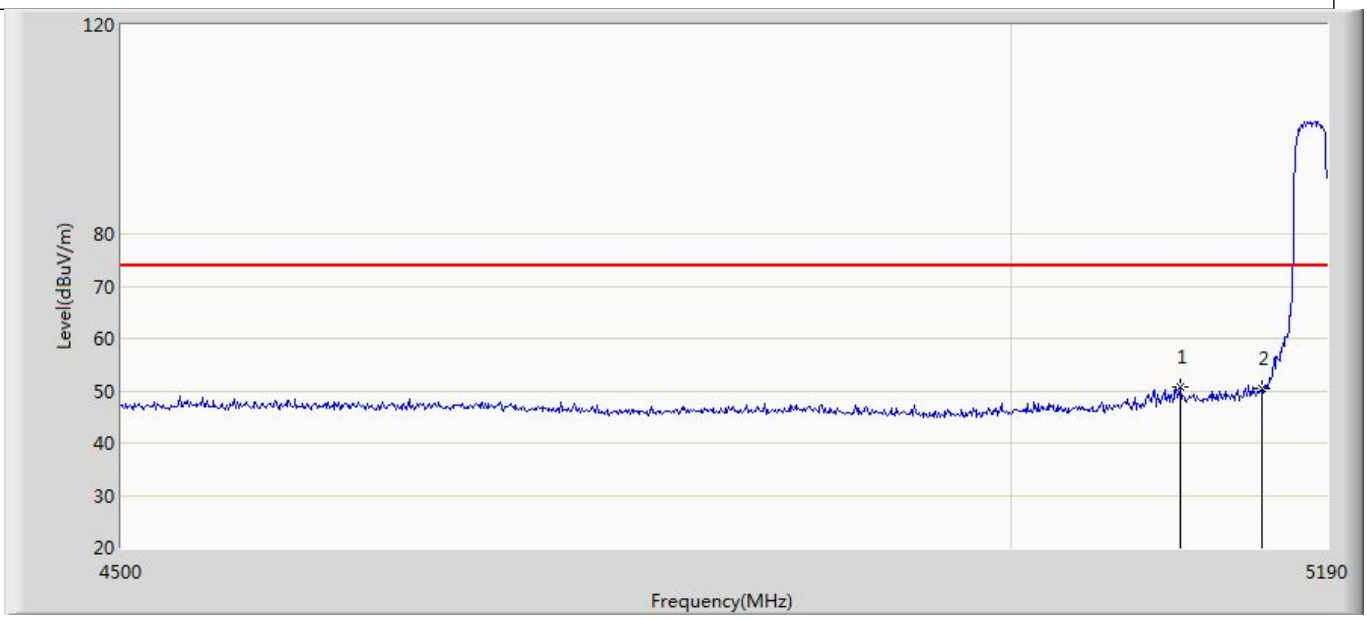

No	Mark	Frequency (MHz)	Measure Level (dBuV/m)	Reading Level (dBuV)	Over Limit (dB)	Limit (dBuV/m)	Factor (dB)	Type
1	*	5100.990	50.753	13.108	-23.247	74.000	37.646	PK
2		5150.000	50.484	12.794	-23.516	74.000	37.691	PK

Profile: 23B0641R	Page No.: 14
Engineer: Pengcheng Yang	
Site: AC5	Time: 2023/12/10 - 20:05
Limit: FCC_Part15.209_RE(3m)	Margin: 0
Probe: Horn_3117_00167055(1-18GHz)	Polarity: Horizontal
EUT: SKI.WB663U.2	Power: 3.3Vdc
Note: Mode 2：Transmit at 5180MHz by 802.11n(20MHz) with Ant0+Ant1	

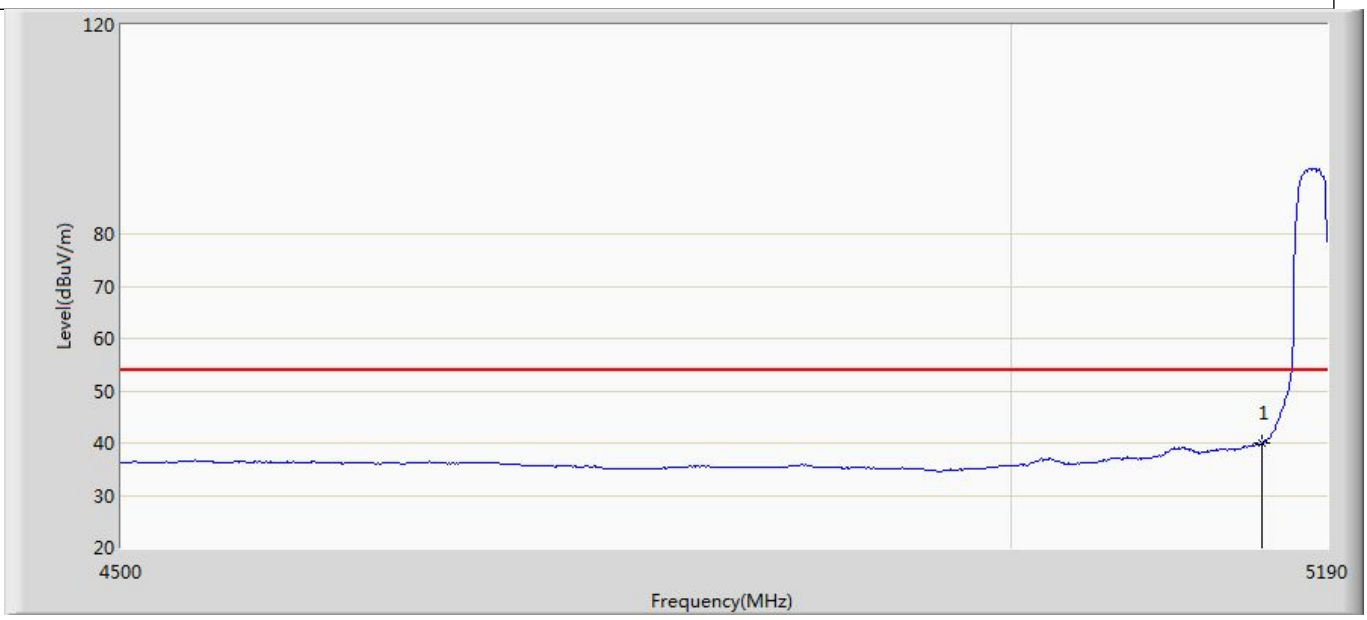

No	Mark	Frequency (MHz)	Measure Level (dBuV/m)	Reading Level (dBuV)	Over Limit (dB)	Limit (dBuV/m)	Factor (dB)	Type
1	*	5150.000	40.003	2.313	-13.997	54.000	37.691	AV

Profile: 23B0641R	Page No.: 15
Engineer: Pengcheng Yang	
Site: AC5	Time: 2023/12/10 - 20:06
Limit: FCC_Part15.209_RE(3m)	Margin: 0
Probe: Horn_3117_00167055(1-18GHz)	Polarity: Vertical
EUT: SKI.WB663U.2	Power: 3.3Vdc
Note: Mode 2：Transmit at 5180MHz by 802.11n(20MHz) with Ant0+Ant1	

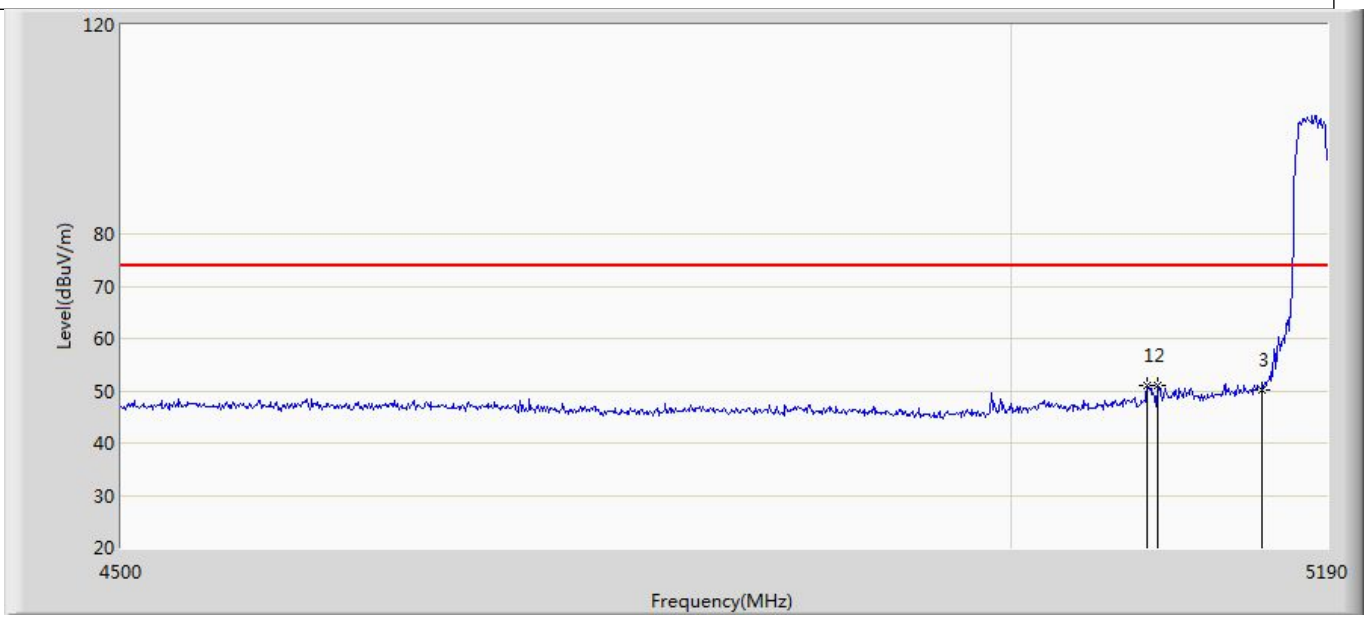

No	Mark	Frequency (MHz)	Measure Level (dBuV/m)	Reading Level (dBuV)	Over Limit (dB)	Limit (dBuV/m)	Factor (dB)	Type
1		5080.980	50.971	13.270	-23.029	74.000	37.701	PK
2	*	5087.190	51.082	13.409	-22.918	74.000	37.673	PK
3		5150.000	50.101	12.411	-23.899	74.000	37.691	PK

Profile: 23B0641R	Page No.: 16
Engineer: Pengcheng Yang	
Site: AC5	Time: 2023/12/10 - 20:06
Limit: FCC_Part15.209_RE(3m)	Margin: 0
Probe: Horn_3117_00167055(1-18GHz)	Polarity: Vertical
EUT: SKI.WB663U.2	Power: 3.3Vdc
Note: Mode 2：Transmit at 5180MHz by 802.11n(20MHz) with Ant0+Ant1	

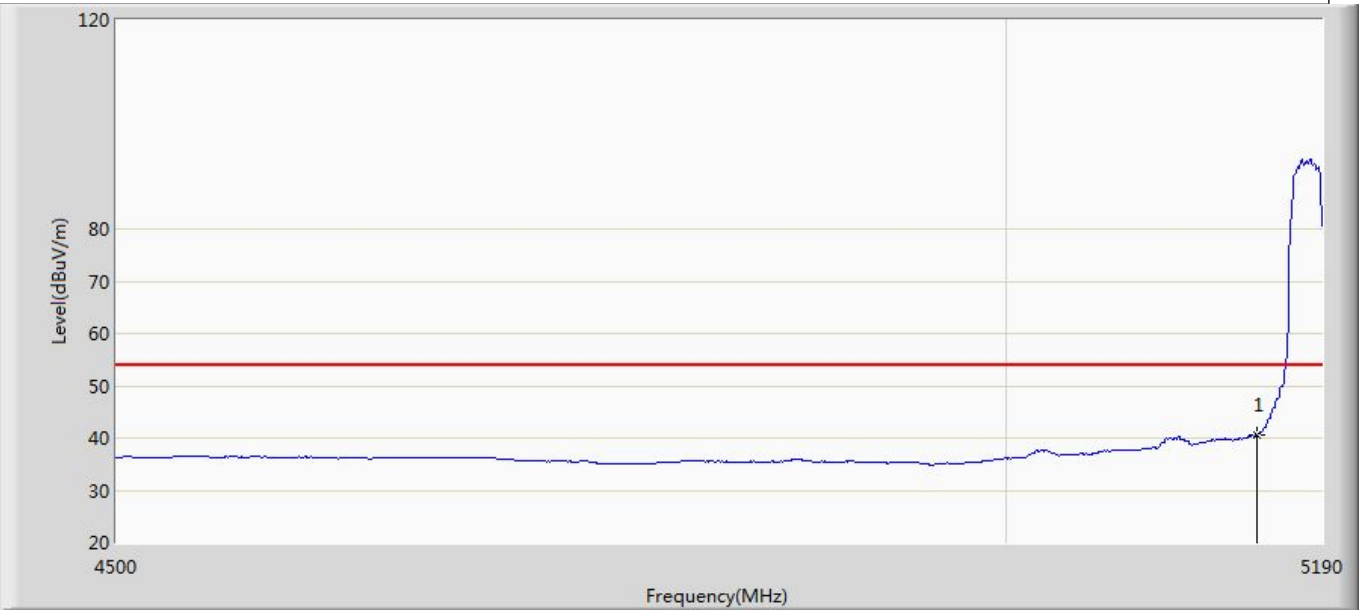

No	Mark	Frequency (MHz)	Measure Level (dBuV/m)	Reading Level (dBuV)	Over Limit (dB)	Limit (dBuV/m)	Factor (dB)	Type
1	*	5150.000	40.648	2.958	-13.352	54.000	37.691	AV

Profile: 23B0641R	Page No.: 17
Engineer: Pengcheng Yang	
Site: AC5	Time: 2023/12/10 - 20:11
Limit: FCC_Part15.209_RE(3m)	Margin: 0
Probe: Horn_3117_00167055(1-18GHz)	Polarity: Horizontal
EUT: SKI.WB663U.2	Power: 3.3Vdc
Note: Mode 2：Transmit at 5320MHz by 802.11n(20MHz) with Ant0+Ant1	

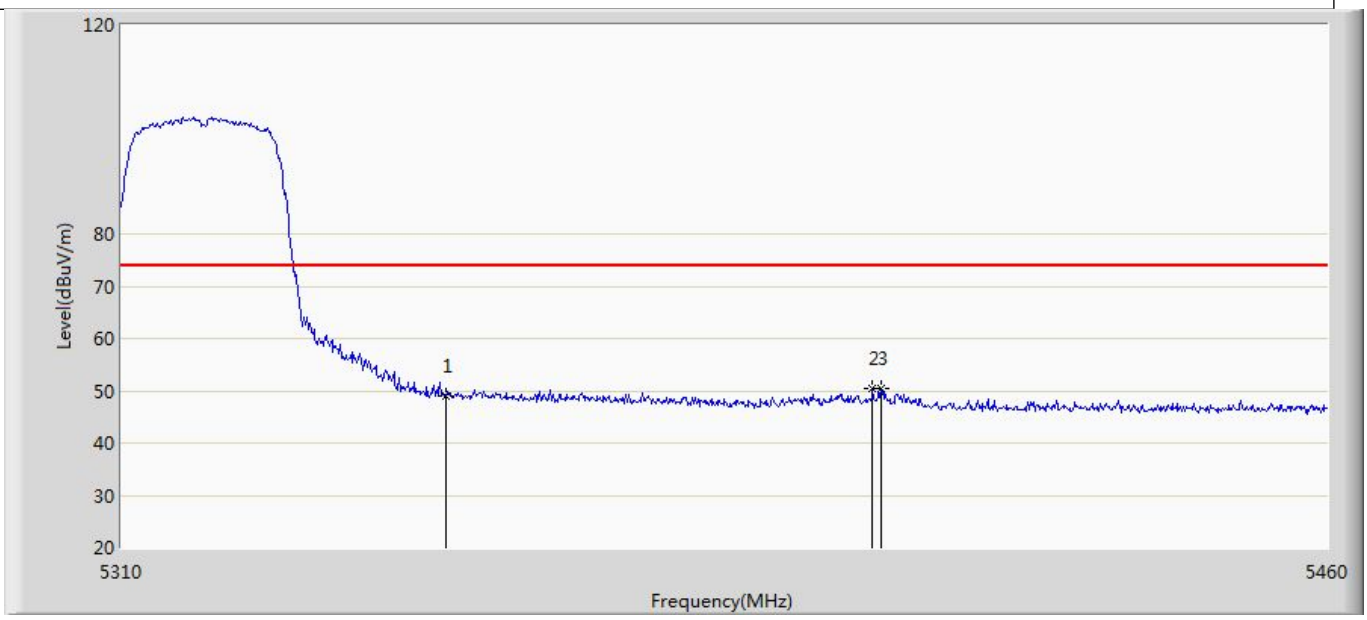

No	Mark	Frequency (MHz)	Measure Level (dBuV/m)	Reading Level (dBuV)	Over Limit (dB)	Limit (dBuV/m)	Factor (dB)	Type
1		5350.000	49.126	11.103	-24.874	74.000	38.023	PK
2		5403.000	50.384	12.231	-23.616	74.000	38.153	PK
3	*	5404.050	50.489	12.335	-23.511	74.000	38.154	PK

Profile: 23B0641R	Page No.: 18
Engineer: Pengcheng Yang	
Site: AC5	Time: 2023/12/10 - 20:12
Limit: FCC_Part15.209_RE(3m)	Margin: 0
Probe: Horn_3117_00167055(1-18GHz)	Polarity: Horizontal
EUT: SKI.WB663U.2	Power: 3.3Vdc
Note: Mode 2：Transmit at 5320MHz by 802.11n(20MHz) with Ant0+Ant1	

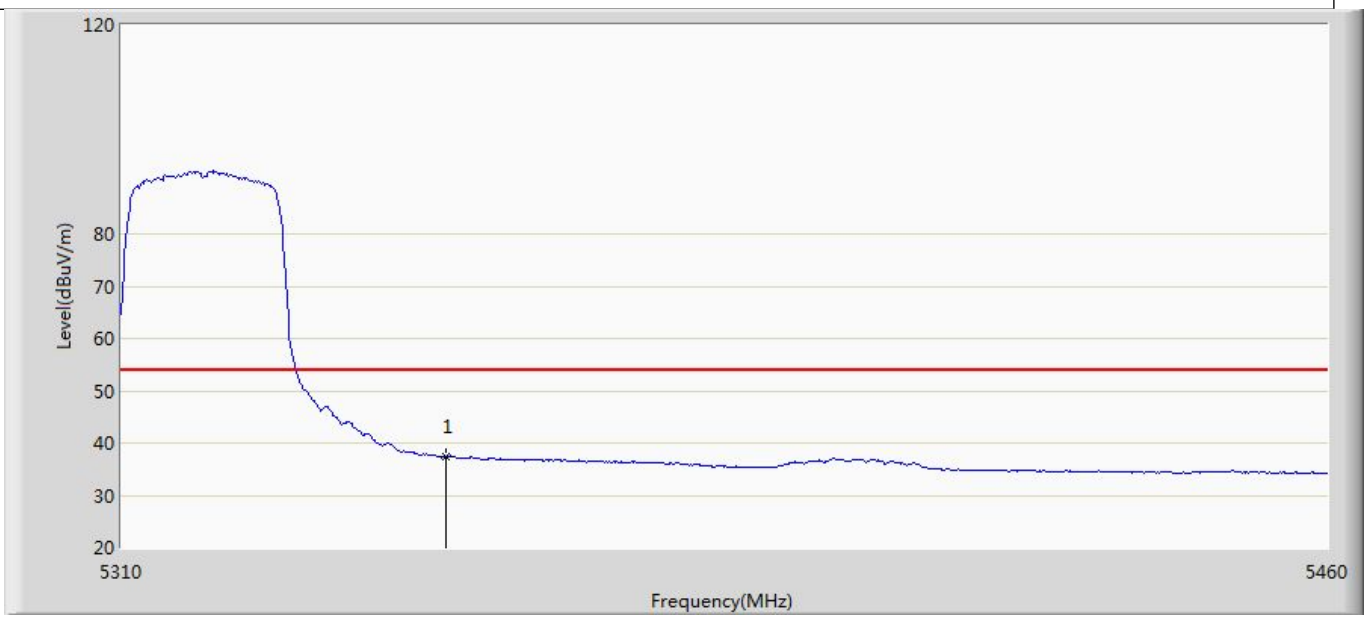

No	Mark	Frequency (MHz)	Measure Level (dBuV/m)	Reading Level (dBuV)	Over Limit (dB)	Limit (dBuV/m)	Factor (dB)	Type
1	*	5350.000	37.380	-0.643	-16.620	54.000	38.023	AV

Profile: 23B0641R	Page No.: 19
Engineer: Pengcheng Yang	
Site: AC5	Time: 2023/12/10 - 20:13
Limit: FCC_Part15.209_RE(3m)	Margin: 0
Probe: Horn_3117_00167055(1-18GHz)	Polarity: Vertical
EUT: SKI.WB663U.2	Power: 3.3Vdc
Note: Mode 2：Transmit at 5320MHz by 802.11n(20MHz) with Ant0+Ant1	

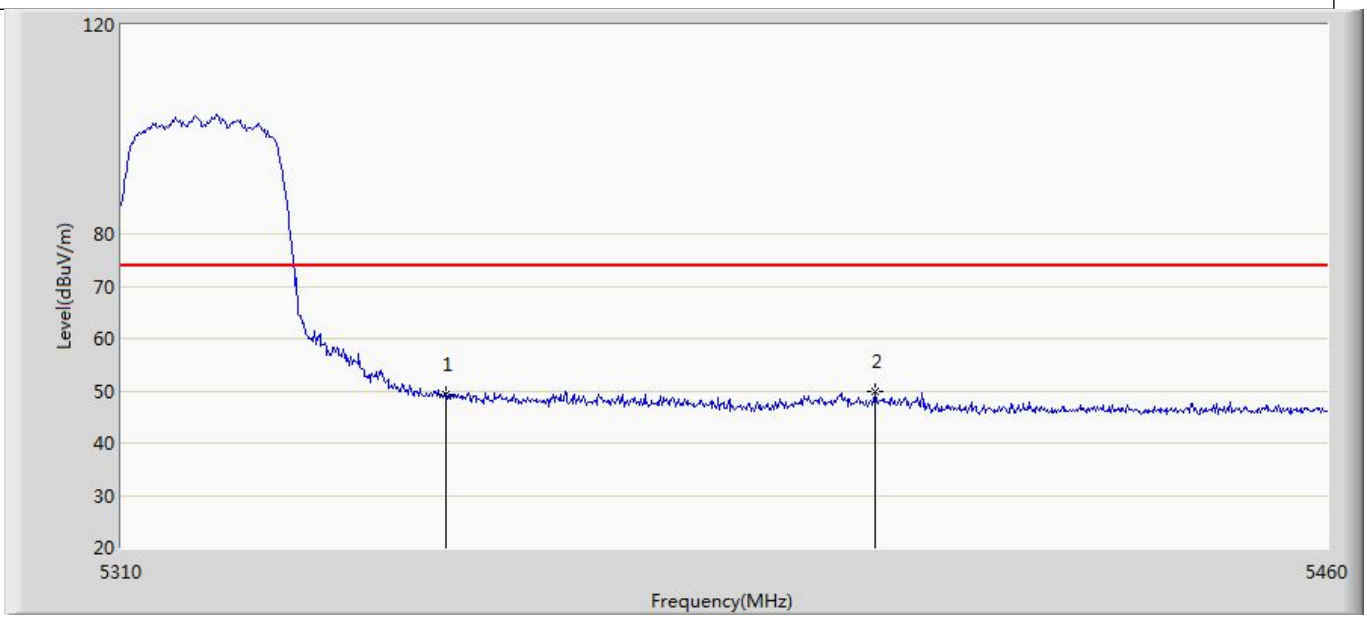

No	Mark	Frequency (MHz)	Measure Level (dBuV/m)	Reading Level (dBuV)	Over Limit (dB)	Limit (dBuV/m)	Factor (dB)	Type
1		5350.000	49.296	11.273	-24.704	74.000	38.023	PK
2	*	5403.300	49.826	11.673	-24.174	74.000	38.153	PK

Profile: 23B0641R	Page No.: 20
Engineer: Pengcheng Yang	
Site: AC5	Time: 2023/12/10 - 20:14
Limit: FCC_Part15.209_RE(3m)	Margin: 0
Probe: Horn_3117_00167055(1-18GHz)	Polarity: Vertical
EUT: SKI.WB663U.2	Power: 3.3Vdc
Note: Mode 2：Transmit at 5320MHz by 802.11n(20MHz) with Ant0+Ant1	

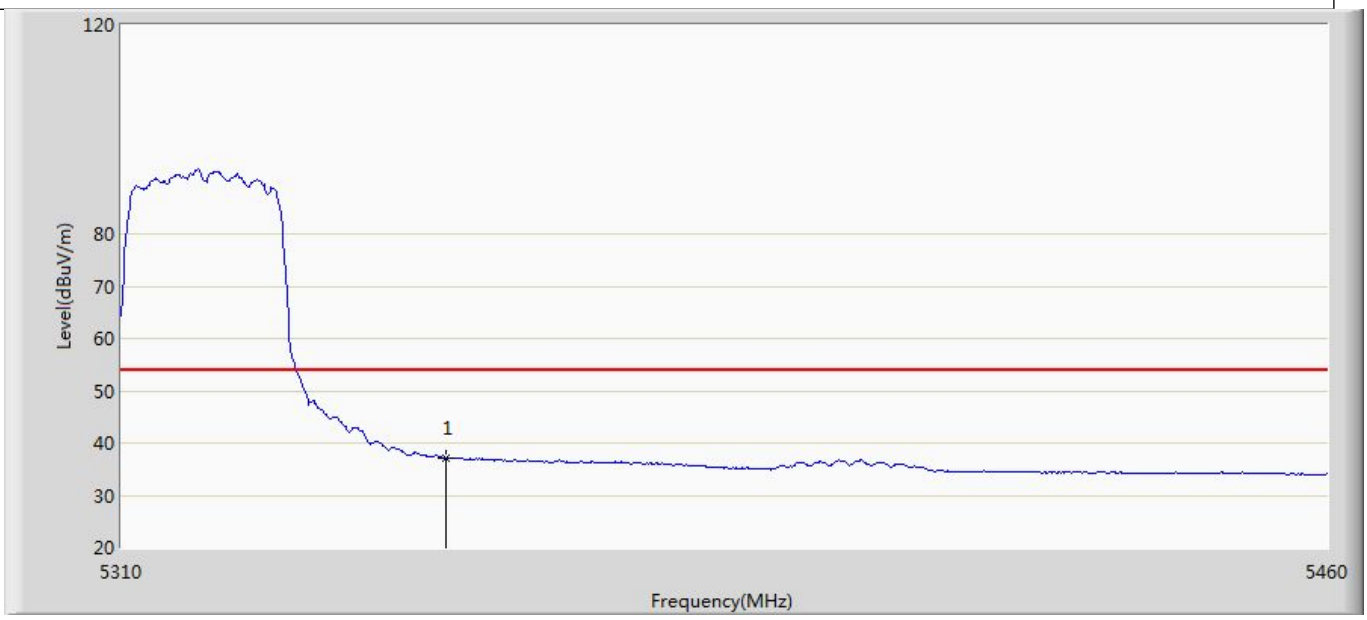

No	Mark	Frequency (MHz)	Measure Level (dBuV/m)	Reading Level (dBuV)	Over Limit (dB)	Limit (dBuV/m)	Factor (dB)	Type
1	*	5350.000	37.005	-1.018	-16.995	54.000	38.023	AV