DEKRA Testing and Certification (Suzhou) Co., Ltd.
No.99 Hongye Rd., Suzhou Industrial Park, Suzhou, 215006, Jiangsu, China
TEL: +86-512-6251-5088 / FAX: +86-512-6251-5098

Test report No:
2410620R-RF-US-P06V03

FCC TEST REPORT

Product Name	IEEE 802.11a/b/g/n/ac 2T2R USB Wi-Fi Module Integrated Bluetooth 2.1+EDR/4.2/5.1
Model and /or type reference	SKI.WB663U.2
FCC ID	2AR82-SKIWB663U21
IC	24728-SKIWB663U21
Applicant´s name / address	Guangzhou Shikun Electronics Co., Ltd NO.6 Liankun Road, Huangpu District, Guangzhou 510530, China
Test method requested, standard	47 CFR FCC Part 15 (Section 15.247) RSS-Gen Issue5 Amendment 2 RSS-247 Issue3
Verdict Summary	IN COMPLIANCE
Documented by (name / position & signature)	Tim Cao/Project Manager Tim Cao
Approved by (name / position & signature)	Jack Zhang/ Manager Jack Zhang
Date of issue	2024-04-11
Report Version	V1.1
Report template No	Template_FCC Part 15C-RF-V1.0

INDEX

page

General conditions 4
Environmental conditions 4
Possible test case verdicts 5
Abbreviations 5
Document History 6
Remarks and Comments 6
Used Equipment 7
Uncertainty 9
1 General Information 10
1.1 General Description of the Item(s) 10
1.2 Antenna Information 11
1.3 Date Rate 12
1.4 Channel List 13
2 Description of Test Setup 14
2.1 Operating mode(s) used for tests 14
2.2 Auxiliary equipment / Test software for the EUT 14
2.3 Test Configuration / Block diagram used for tests 15
2.4 Testing process 16
3 Verdict summary section 17
3.1 Standards 17
3.2 Deviation(s) from the Standard(s) / Test Specification(s) 17
3.3 Overview of results 18
3.4 Power setting in test 19
3.5 Test Matrix 19
3.6 Test Facility 20
4 Test Items Of Limit/Setup/Procedure 21
4.1 Maximum Conducted Output Power 21
4.1.1 Limit 21
4.1.2 Test Setup 21
4.1.3 Test Procedure 22
4.2 Band Edge Measurements 24
4.2.1 Limit 24
4.2.2 Test Setup 24
4.2.3 Test Procedure 24

4.3 Emissions in Restricted Bands 25
4.3.1 Limit 25
4.3.2 Test Setup 27
4.3.3 Test Procedure 28
4.4 Antenna Requirement 29
4.4.1 Limit: 29
4.4.2 Antenna Connector Construction: 29
5 Test setup photo and EUT Photo 29
6 Test Result 30
Appendix A: Maximum Conducted Output Power 30
Appendix B: Band edge measurements 31
Appendix C: Emissions in Restricted Bands 63

COMPETENCES AND GUARANTEES

DEKRA is a testing laboratory competent to carry out the tests described in this report.
In order to assure the traceability to other national and international laboratories, DEKRA has a calibration and maintenance program for its measurement equipment.

DEKRA guarantees the reliability of the data presented in this report, which is the result of the measurements and the tests performed to the item under test on the date and under the conditions stated in the report and it is based on the knowledge and technical facilities available at DEKRA at the time of performance of the test.

DEKRA is liable to the client for the maintenance of the confidentiality of all information related to the item under test and the results of the test.

The results presented in this Test Report apply only to the particular item under test established in this document.

IMPORTANT: No parts of this report may be reproduced or quoted out of context, in any form or by any means, except in full, without the previous written permission of DEKRA.

GENERAL CONDITIONS

Test Location	No. 99, Hongye Road, Suzhou Industrial Park Suzhou, 215006, P.R. China
Date(receive sample)	Feb. 04, 2024
Date (start test)	Feb. 29, 2024
Date (finish test)	Mar. 19, 2024

1. This report is only referred to the item that has undergone the test.
2. This report does not constitute or imply on its own an approval of the product by the Certification Bodies or Competent Authorities.
3. This document is only valid if complete; no partial reproduction can be made without previous written permission of DEKRA.
4. This test report cannot be used partially or in full for publicity and/or promotional purposes without previous written permission of DEKRA.

ENVIRONMENTAL CONDITIONS

The climatic conditions during the tests are within the limits specified by the manufacturer for the operation of the EUT and the test equipment. The climatic conditions during the tests were within the following limits:

Ambient temperature	15 °C – 35 °C
Relative Humidity air	30% - 60%

If explicitly required in the basic standard or applied product / product family standard the climatic values are recorded and documented separately in this test report.

POSSIBLE TEST CASE VERDICTS

Test case does not apply to test object	N/A
Test object does meet requirement	P (Pass) / PASS
Test object does not meet requirement	F (Fail) / FAIL
Not measured	N/M

ABBREVIATIONS

For the purposes of the present document, the following abbreviations apply:

EUT : Equipment Under Test
QP : Quasi-Peak
CAV : CISPR Average
AV : Average
CDN : Coupling Decoupling Network
SAC : Semi-Anechoic Chamber
OATS : Open Area Test Site
BW : Bandwidth
AM : Amplitude Modulation
PM : Pulse Modulation
HCP : Horizontal Coupling Plane
VCP : Vertical Coupling Plane
U_N : Nominal voltage
*T*x : Transmitter
*R*x : Receiver
N/A : Not Applicable
N/M : Not Measured

DOCUMENT HISTORY

Report No.	Version	Description	Issued Date
2410620R-RF-US-P06V03	V1.0	Initial issue of report.	2024-04-07
2410620R-RF-US-P06V03	V1.1	Page 19: Update power setting; Page 30: Update power test data. Page 39~46: Add bandedge test data for 802.11g mode. (The test report No.: 2410620R-RF-US-P06V03 V1.1 is to replace the test report No.: 2410620R-RF-US-P06V03 V1.0, and test report 2410620R-RF-US-P06V03 V1.0 is obsoleted.)	2024-04-11

REMARKS AND COMMENTS

1. The equipment under test (EUT) does meet the essential requirements of the stated standard(s)/test(s).
2. This report is based on the certified module with only the antenna added, so only output power, radiated spurious emissions and radiated band edge tests have been performed to demonstrate compliance with the requirements of Part 15 Subpart C 15.247(RSS-Gen Issue5 and RSS-247 Issue3) and to meet the requirements of the Calss II permissible variations. The module certification report number is 4790010773.1-3.
3. The measurement result is considered in conformance with the requirement if it is within the prescribed limit, It is not necessary to account the uncertainty associated with the measurement result.
4. The test results presented in this report relate only to the object tested.
5. The test report shall not be reproduced without the written approval of DEKRA Testing and Certification (Suzhou) Co., Ltd.
6. This report will not be used for social proof function in China market.
7. DEKRA declines any responsibility with the following test data provided by customer that may affect the validity of result:

- Chapter 1.1 General Description of the Item(s);
- Chapter 1.2 Antenna Informaion;
- Chapter 1.3 Data Rate.
- Chapter 1.4 Channel List.

USED EQUIPMENT

Maximum Conducted Output Power / TR8

Instrument	Manufacturer	Model No.	Serial No.	Cal.Date	Next Cal. Date	Firmware Version	Software version
Wireless Connectivity Tester	R&S	CMW 270	102593	2023.05.20	2024.05.19	V 4.0.60	N/A
Coaxial Cable	N/A	N/A	2477	2023.06.08	2024.06.07	N/A	N/A
Coaxial Cable	N/A	N/A	2478	2023.06.08	2024.06.07	N/A	N/A
High and low temperature and fast temperature change test box	ASTUOD	ASTD-FBT-225K	N/A	2023.05.20	2024.05.19	N/A	N/A
Temperature/Humidity Meter	RTS	RTS-8S	RF08	2023.08.25	2024.08.24	N/A	N/A
Test system							
Instrument	Manufacturer	Model No.	Serial No.	Cal.Date	Next Cal. Date	Firmware Version	Software version
MAX Signal Analyzer	Keysight	N9010A	MY48030494	2023.11.08	2024.11.07	A.14.03	N/A
RF Control Unit	Tonscend	JS0806-2	22G8060594	2024.02.06	2025.02.05	N/A	N/A
MXG-B RF Vector Signal Generator	Keysight	N5182B	MY61252529	2023.05.20	2024.05.19	B.01.96	N/A
Frequency extender for EXG or MXG	Keysight	N5182BX07	MY59362500	2023.05.20	2024.05.19	N/A	N/A
EXG-B MW Analog Signal Generator	Keysight	N5173B	MY61252566	2023.08.26	2024.08.25	B.01.95	N/A
Test Software	Tonscend	TS1120	JS1120-3	N/A	N/A	N/A	V3.0.22

Radiated Emission(9kHz-1GHz) / AC3

Instrument	Manufacturer	Model No.	Serial No.	Cal. Date	Next Cal. Date	Firmware Version	Software version
EMI Test Receiver	R&S	ESCI	100573	2023.09.17	2024.09.16	4.42 SP3	N/A
Loop Antenna	R&S	HFH2-Z2E	101149	2023.04.25	2024.04.24	N/A	N/A
Bilog Antenna	Teseq GmbH	CBL6112D	27613	2023.09.13	2024.09.12	N/A	N/A
Temperature/Humidity Meter	RTS	RTS-8S	AC2-TH	2023.05.19	2024.05.18	N/A	N/A
Coaxial Cable	Huber+Suhner	SUCOFLEX 106	AC2-C	2023.05.21	2024.05.20	N/A	N/A
Dekra test software	Dekra	N/A	N/A	N/A	N/A	N/A	3

Radiated Emission (1GHz-40GHz) / AC5

Instrument	Manufacturer	Model No.	Serial No.	Cal. Date	Next Cal. Date	Firmware Version	Software version
EXA Spectrum Analyzer	Keysight	N9020B	MY60112218	2023.11.08	2024.11.07	A.31.05	N/A
Pre-Amplifier	SKET	LNPA_0118G-45	SK2021090101	2023.05.14	2024.05.13	N/A	N/A
Preamplifier	CHENGYI	EMC184045SE	980263	2023.07.09	2024.07.08	N/A	N/A
DRG Horn	ETS-Lindgren	3117	123988	2023.11.07	2024.11.06	N/A	N/A
Broad-Band Horn Antenna	Schwarzbeck	BBHA9170	294	2023.05.31	2024.05.30	N/A	N/A
Filter Switch Box	MVE	MSW-F196	C070001S	2023.05.21	2024.05.20	N/A	N/A
Temperature/Humidity Meter	RTS	RTS-8S	AC5-TH	2023.05.19	2024.05.18	N/A	N/A
Coaxial Cable	ROSENBERGER	LA1-C011-2000/3000	AC5-40G	2024.01.25	2025.01.24	N/A	N/A
Coaxial Cable	ROSENBERGER	LA1-C011-2000/3000	AC5-40G-2	2023.05.21	2024.05.20	N/A	N/A
Cable	Rosenberger	LA1-C011-1000	0523	2023.05.21	2024.05.20	N/A	N/A
Cable	Rosenberger	LA1-C011-1000	0623	2023.05.21	2024.05.20	N/A	N/A
Dekra test software	Dekra	N/A	N/A	N/A	N/A	N/A	3

UNCERTAINTY

Uncertainties have been calculated according to the DEKRA internal document. The reported expanded uncertainties are based on a standard uncertainty multiplied by a coverage factor of k=2, providing a level of confidence of approximately 95% .

Test item	Uncertainty
AC Power Line Conducted Emission	9kHz~150kHz: 2.80dB 150kHz~30MHz: 2.40dB
Peak Power Output	± 1.27 dB
Radiated Emission(30MHz~1GHz)	Horizontal: 30MHz~200MHz: 3.50 dB 300MHz~1GHz: 3.60 dB Vertical: 30MHz~200MHz: 3.60 dB 300MHz~1GHz: 3.50 dB
Radiated Emission(1GHz~26.5GHz)	Horizontal: 1GHz~18GHz: 5.00 dB Vertical: 1GHz~18GHz: 4.80 dB
RF antenna conducted test	± 1.27dB
Radiated Emission Band Edge	± 3.9 dB
DTS Bandwidth	±150Hz
Occupied Bandwidth	±1kHz
Power Density	±1.27dB

1 GENERAL INFORMATION

1.1 General Description of the Item(s)

Product Name.....:	IEEE 802.11a/b/g/n/ac 2T2R USB Wi-Fi Module Integrated Bluetooth 2.1+EDR/4.2/5.1
Model No. .....:	SKI.WB663U.2
FCC ID.....:	2AR82-SKIWB663U21
IC .....:	24728-SKIWB663U21
Manufacturer .....:	Guangzhou Shikun Electronics Co., Ltd
Manufacturer address.....:	NO.6 Liankun Road, Huangpu District, Guangzhou 510530, China
Factory.....:	Guangzhou Shikun Electronics Co., Ltd
Factory address.....:	NO.6 Liankun Road, Huangpu District, Guangzhou 510530, China

Wireless specification .....:	802.11b/g/n
Operating frequency range(s).....:	802.11b/g/n(20MHz): 2412~2472MHz 802.11n(40MHz): 2422~2462MHz
Type of Modulation .....:	802.11b: DSSS-DBPSK, DQPSK, CCK 802.11g/n: OFDM-BPSK, QPSK, 16QAM, 64QAM
Number of channels .....:	802.11b/g/n(20MHz): 13 802.11b/g/n(40MHz): 9

Rated power supply .....:	Voltage and Frequency	
	☐	AC: 220 - 240 Vac, 50/60 Hz
	☐	AC: 100 - 240 Vac, 50/60 Hz
	☒	DC: 3.3 Vdc
	☐	Battery:
	☐	Adapter: ……
Brand of adapter .....:	N/A	
Adapter model.....:	N/A	
Mounting position.....:	☐	Table top equipment
	☐	Wall/Ceiling mounted equipment
	☐	Floor standing equipment
	☐	Hand-held/Protable equipment
	☒	Other: RF Module

1.2 Antenna Information

Antenna serial number	61005-00780	61005-00782	61005-00697	61005-00699
Host model	43UM340E0UZ		75UM340E0UZ	
Antenna Delivery	☒	1TX + 1RX		
	☒	2TX + 2RX		
	☐	Others:……		
Antenna technology.....	☒	SISO		
	☒	MIMO	☒	CDD
			☐	Beam-forming
Antenna Type	☒	External	☐	Dipole
			☐	Sectorized
			☒	FPC
	☐	Internal	☐	Ceramic Chip
			☐	PIFA
			☐	PCB
			☐	Others……..
Antenna Gain.....	**Main Antenna(Wifi1):** 61005-00780: 2.51dBi 61005-00697: -0.43dBi **Aux Antenna(Wifi0):** 61005-00782: 2.94dBi 61005-00699: 2.93dBi			
	Note: The main antenna used in the test is 61005-00780 which had the highest gain, and aux antenna is 61005-00782. Directional gain for MIMO-CDD power is 2.94dBi, for PSD is 5.95dBi.			

1.3 Date Rate

IEEE 802.11b

Modulation	Data Rate(Mb/s)
DSSS	1
DSSS	2
CCK	5.5
CCK	11

IEEE 802.11g

Modulation	R	Data Rate(Mb/s)
BPSK	1/2	6
BPSK	3/4	9
QPSK	1/2	12
QPSK	3/4	18
16-QAM	1/2	24
16-QAM	3/4	36
64-QAM	2/3	48
64-QAM	3/4	54

IEEE 802.11n

Spatial streames	MCS Index	Modulation	R	Data Rate(Mb/s)			
				800ns GI		400ns GI	
				20MHz	40MHz	20MHz	40MHz
1	0	BPSK	1/2	6.5	13.5	7.2	15.0
1	1	QPSK	1/2	13.0	27.0	14.4	30.0
1	2	QPSK	3/4	19.5	40.5	21.7	45.0
1	3	16-QAM	1/2	26.0	54.0	28.9	60.0
1	4	16-QAM	3/4	39.0	81.0	43.3	90.0
1	5	64-QAM	2/3	52.0	108.0	57.8	120.0
1	6	64-QAM	3/4	58.5	121.5	65.0	135.0
1	7	64-QAM	5/6	65.0	135.0	72.2	150.0
Note 1: Support of 400ns GI is optional on transmit and receive.							

Symbol	Explanation
R	Code rate
GI	guard interval

Note: The data rate marks blue are the worst.

1.4 Channel List

IEEE 802.11b/g & IEEE 802.11n(20MHz)

Working Frequency of Each Channel							
Channel	Frequency	Channel	Frequency	Channel	Frequency	Channel	Frequency
001	2412 MHz	002	2417 MHz	003	2422 MHz	004	2427 MHz
005	2432 MHz	006	2437 MHz	007	2442 MHz	008	2447 MHz
009	2452 MHz	010	2457 MHz	011	2462 MHz	012	2467 MHz
013	2472 MHz	N/A	N/A	N/A	N/A	N/A	N/A

IEEE 802.11n(40MHz)

Working Frequency of Each Channel							
Channel	Frequency	Channel	Frequency	Channel	Frequency	Channel	Frequency
003	2422 MHz	004	2427 MHz	005	2432 MHz	006	2437 MHz
007	2442 MHz	008	2447 MHz	009	2452 MHz	010	2457 MHz
011	2462 MHz	012	N/A	N/A	N/A	N/A	N/A

Note: The general description of the Item(s), antenna information, data rate and channel list in clause 1 are provided and confirmed by the client.

2 DESCRIPTION OF TEST SETUP

2.1 Operating mode(s) used for tests

During the tests the following operating mode(s) has(have) been used.

Test Mode For Bluetooth	Mode 1: Transmit by 802.11b
	Mode 2: Transmit by 802.11g
	Mode 3: Transmit by 802.11n(20MHz)
	Mode 4: Transmit by 802.11n(40MHz)

2.2 Auxiliary equipment / Test software for the EUT

Auxiliary equipment	Type / Version	Manufacturer	Supplied by
(1) Notebook	Think pad x220	Lenovo	Adapter
(2) USB Control Cable	N/A	N/A	N/A
(3) USB Control Cable	N/A	N/A	N/A
Software	Type / Version	Manufacturer	Supplied by
MT7663_Win10_Driver_QA_Combo_Tool	N/A	N/A	N/A

Accessories Information	Cable		
	Length used during test [m]	Attached during test	Shielded
(2)USB Control Cable	1	☒	☒
(3)USB Control Cable	8	☒	☒

2.3 Test Configuration / Block diagram used for tests

Test setup Diagram- Conducted test

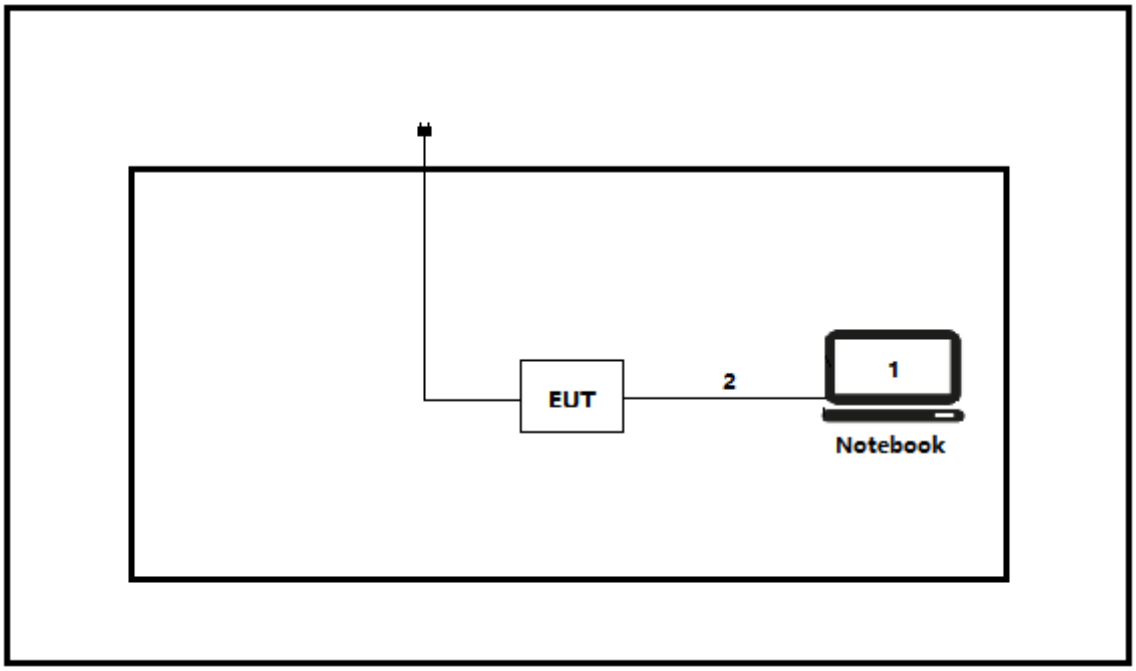

Test setup Diagram- Ratiated test

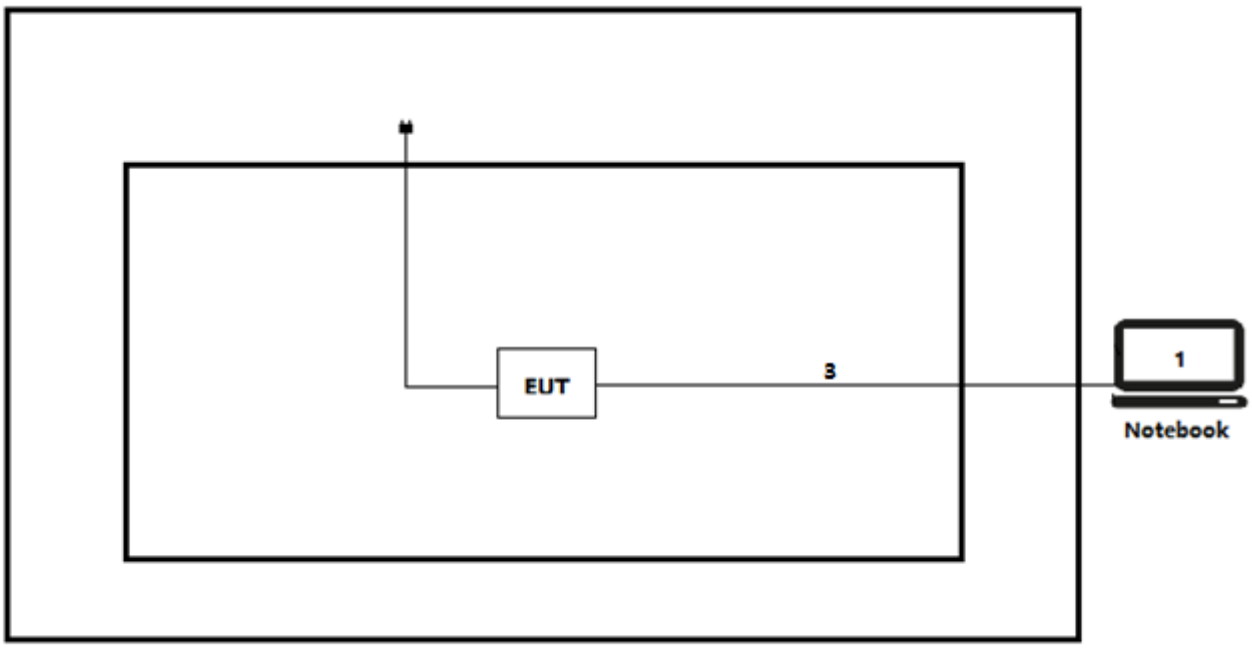

2.4 Testing process

1	Setup the EUT shown in Section 2.3.
2	Execute the [MT7663_Win10_Driver_QA_Combo_Tool] on the notebook.
3	Configure the test mode, the test channel, and the data rate.
4	Verify that the EUT works properly.

3 VERDICT SUMMARY SECTION

This chapter presents an overview of standards and results. Refer to the next chapters for details of measured test results and applied test levels.

3.1 Standards

Standard	Year	Description
FCC CFR Title 47 Part 15 Subpart E Section 15.247	2024	Operation within the bands 902–928 MHz, 2400–2483.5 MHz, and 5725–5850 MHz.
ANSI C63.10	2013	American National Standard of Procedures for Compliance Testing of Unlicensed Wireless Devices
KDB558074 D01 v05r02	2019	Guidance for performing compliance measurements on Digital Transmission System (DTS) operating under section 15.247
KDB 662911 D01V02r01	2013	Emissions Testing of Transmitters with Multiple Outputs in the Same Band
RSS-Gen	2021	General Requirements for Compliance of Radio Apparatus
RSS-247	2023	Digital Transmission Systems (DTSs),Frequency Hopping Systems (FHSs) and Licence-Exempt Local Area Network(LE-LAN) Devices

3.2 Deviation(s) from the Standard(s) / Test Specification(s)

The following deviation(s) was / were made from the published requirements of the listed standards: N/A.

(Please define the deviations from the standard(s) if applicable)

3.3 Overview of results

Requirement – Test Item of FCC	Standard(s)	Verdict	Remark
Maximum conducted output power	FCC 15.247(b)3 RSS-247 Issue 3 Paragraph 5.4(d)	PASS	Test data please refer to **Appendix A**
Band edge measurements	FCC 15.247(d) FCC 15.205 FCC 15.209 RSS-Gen Issue 5 Paragraph 8.10	PASS	Test data please refer to **Appendix B**
Emissions in Restricted Bands	FCC 15.205 FCC 15.209 RSS-Gen Issue 5 Paragraph 8.9	PASS	Test data please refer to **Appendix C**
Antenna Requirement	FCC 15.203 RSS-Gen Issue 5 Paragraph 6.8	PASS	---

3.4 Power setting in test

Mode	Channel	Frequency (MHz)	Power setting	
			Ant 1	Ant2
802.11b	01	2412	1A	1A
	07	2442	1A	1A
	13	2472	1A	1A
802.11g	01	2412	1C	1C
	07	2442	1C	1C
	13	2472	1C	1C
802.11n(20MHz)	01	2412	1C	1C
	07	2442	1C	1C
	13	2472	1C	1C
802.11n(40MHz)	03	2422	16	16
	07	2442	16	16
	11	2462	16	16

3.5 Test Matrix

Test item	Model: SKI.WB663U.2		
	1(#1)	2()	3()
DTS Bandwidth	☐	☐	☐
Maximum conducted output power	☒	☐	☐
Maximum power spectral density	☐	☐	☐
Band edge measurements	☒	☐	☐
Conducted Spurious Emission	☐	☐	☐
Duty cycle	☐	☐	☐
Emissions in Restricted Bands	☒	☐	☐
AC Power Line Conducted Emission	☐	☐	☐
Antenna Requirement	☐	☐	☐

3.6 Test Facility

USA	**:**	**FCC Designation Number: CN1199**
CA	**:**	**ISED CAB identifier: CN0040**

4 TEST ITEMS OF LIMIT/SETUP/PROCEDURE

4.1 Maximum Conducted Output Power	VERDICT: PASS

4.1.1 Limit			
Standard		FCC Part 15 Subpart C Paragraph 15.247 (b)(3); RSS-247 Issue 3 Paragraph 5.4(d).	
☒	GTX ＜6dBi		Pout≤30dBm
☐	GTX ＞6dBi		
	☐	Non-Fix point-point	Pout≤30-(GTX -6)
	☐	Fix point-point	Pout≤30-[(GTX-6)]/3
	☐	Point-to-multipoint	Pout≤30-(GTX-6)
	☐	Overlap Beams	Pout≤30-[(GTX-6)]/3
	☐	Aggregate power transmitted simultaneously on all beams	Pout≤30-[(GTX-6)]/3
	☐	single directional beam	Pout≤30-[(GTX-6)]/3+8dB
Note 1 : GTX directional gain of transmitting antennas. Note 2 : Pout is maximum peak conducted output power .			

4.1.2 Test Setup

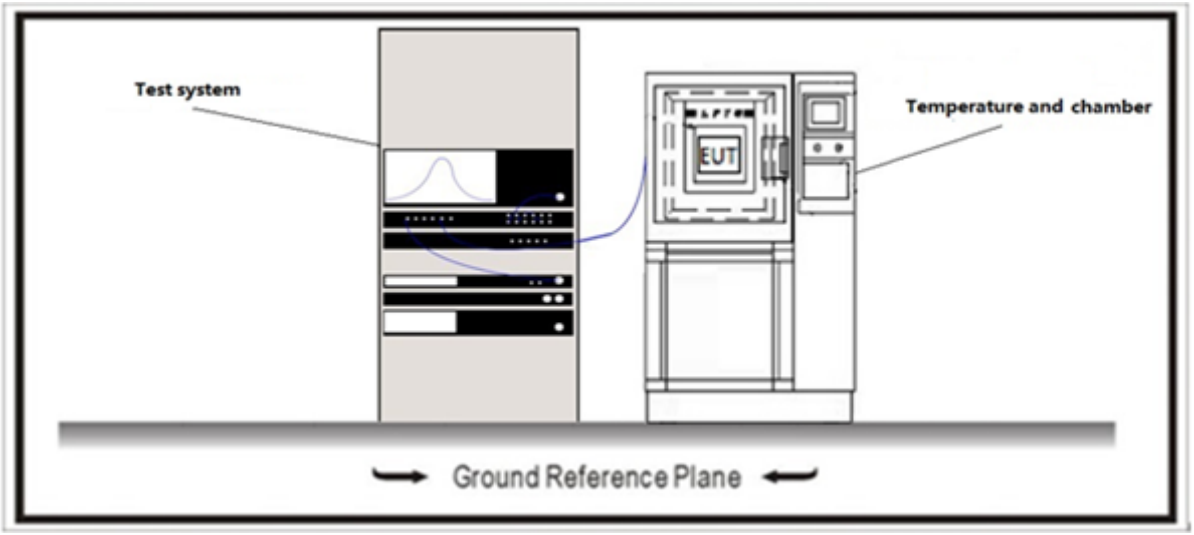

4.1.3 Test Procedure						
	References Rule				Chapter	Description
☒	ANSI C63.10				11.9	Fundamental emission output power
	☒	ANSI C63.10			11.9.1	Maximum peak conducted output power
		☐	ANSI C63.10		11.9.1.1	RBW ≥ DTS bandwidth
		☐	ANSI C63.10		11.9.1.2	Integrated band power method
		☒	ANSI C63.10		11.9.1.3	PKPM1 Peak power meter method
	☐	ANSI C63.10			11.9.2	Maximum conducted (average) output power
		☐	ANSI C63.10		11.9.2.2	Measurement using a spectrum analyzer (SA)
			☐	ANSI C63.10	11.9.2.2.2	Method AVGSA-1(Duty cycle ≥98%)
			☐	ANSI C63.10	11.9.2.2.3	Method AVGSA-1A(Duty cycle ≥98%)
			☐	ANSI C63.10	11.9.2.2.4	Method AVGSA-2(Duty cycle ≤98%)
			☐	ANSI C63.10	11.9.2.2.5	Method AVGSA-2A(Duty cycle ≤98%)
			☐	ANSI C63.10	11.9.2.2.4	Method AVGSA-3
			☐	ANSI C63.10	11.9.2.2.5	Method AVGSA-3A
		☐	ANSI C63.10		11.9.2.3	Measurement using a power meter (PM)
			☐	ANSI C63.10	11.9.2.3.1	Method AVGPM
			☐	ANSI C63.10	11.9.2.3.2	Method AVGPM-G

Directional Gain Calculations for In-Band test method				
	References Rule		Chapter	Description
☐	KDB 662911		F2)a)	Basic methodology
	☐	KDB 662911	F2)a) (i)	transmit signals are correlated
	☐	KDB 662911	F2)a) (ii)	transmit signals are uncorrelated
☐	KDB 662911		F2)b)	Sectorized antenna systems.
☐	KDB 662911		F2)c)	Cross-polarized antennas
	☐	ANSI C63.10	F2)c) (i)	Cross-polarized antennas
	☐	ANSI C63.10	F2)c) (ii)	Multiple antennas
☐	KDB 662911		F2)e)	Spatial stream
	☒	KDB 662911	F2)e) (i)	Antennas have the same gain
	☐	KDB 662911	F2)e) (ii)	Antenna have the different gain with one spatial stream
	☐	KDB 662911	F2)e) (iii)	Antenna have the different gain with more than one spatial stream
☒	KDB 662911		F2)f)	Cyclic Delay Diversity (CDD)
	☒	KDB 662911	F2)f) (i)	Antennas have the same gain
	☐	KDB 662911	F2)f) (ii)	Antenna have the different gain with one spatial stream
	☐	KDB 662911	F2)f) (iii)	Antenna have the different gain with more than one spatial stream

4.2 Band Edge Measurements	VERDICT: PASS

4.2.1 Limit

Standard	FCC Part 15 Subpart C Paragraph 15.247(d) , 15.209;			
Frequency bands (MHz)	Detector	Limit (dBμV/m)	RBW (MHz)	Distance (m)
2310-2390 2483.5-2500	PK	74	1	3
	AV	54	1	3
Note: The field strength of emissions appearing within these frequency bands shall not exceed the limits.				

4.2.2 Test Setup

Above 1GHz Test Setup:

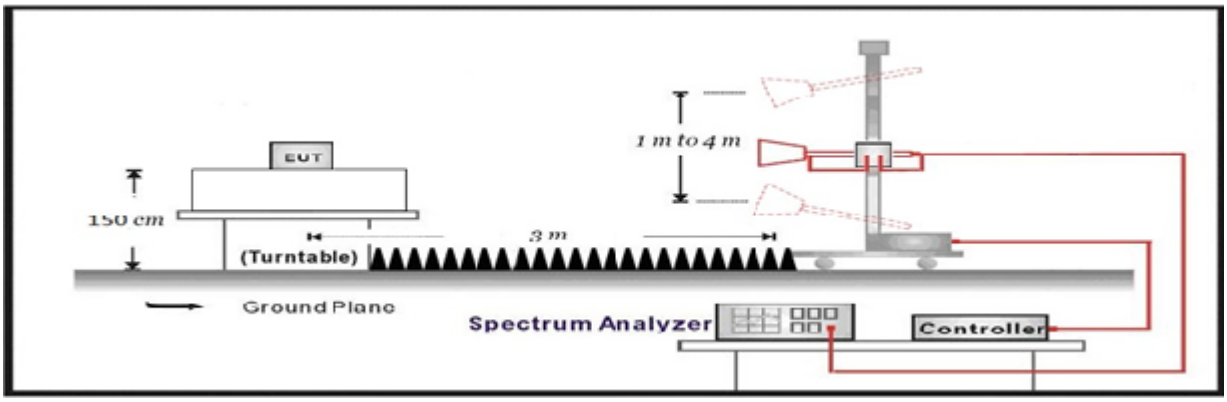

4.2.3 Test Procedure

	References Rule		Chapter	Description
☒	ANSI C63.10		6.10	Band-edge testing
	☒	ANSI C63.10	6.10.5	Restricted-band band-edge measurements
	☐	ANSI C63.10	6.10.6	Marker-delta method
☒	ANSI C63.10		11.12	Emissions in restricted frequency bands
	☒	ANSI C63.10	11.12.1	Radiated emission measurements
	☒	ANSI C63.10	11.12.2.7	Radiated spurious emission test
☐	ANSI C63.10		6.4	Radiated emissions from unlicensed wireless devices below 30 MHz
☐	ANSI C63.10		6.5	Radiated emissions from unlicensed wireless devices in the frequency rangeof 30 MHz to 1000 MHz
☒	ANSI C63.10		6.6	Radiated emissions from unlicensed wireless devices above 1 GHz

4.3 Emissions in Restricted Bands — VERDICT: PASS

4.3.1 Limit

Standard	FCC Part 15 Subpart C Paragraph 15.205		
Restricted Bands of operation			
Frequency (MHz)	Frequency (MHz)	Frequency (MHz)	Frequency (GHz)
0.090 – 0.110	16.42 – 16.423	399.9 – 410	4.5 – 5.15
0.495 – 0.505	16.69475 –16.69525	608 – 614	5.35 – 5.46
2.1735 – 2.1905	16.80425 – 16.80475	960 – 1240	7.25 – 7.75
4.125 – 4.128	25.5 – 25.67	1300 – 1427	8.025 – 8.5
4.17725 – 4.17775	37.5 – 38.25	1435 – 1626.5	9.0 – 9.2
4.20725 – 4.20775	73 – 74.6	1645.5 – 1646.5	9.3 – 9.5
6.215 – 6.218	74.8 – 75.2	1660 – 1710	10.6 – 12.7
6.26775 – 6.26825	108 – 121.94	1718.8 – 1722.2	13.25 – 13.4
6.31175 – 6.31225	123 – 138	2200 – 2300	14.47 – 14.5
8.291 – 8.294	149.9 – 150.05	2310 – 2390	15.35 – 16.2
8.362 – 8.366	156.52475 – 156.52525	2483.5 – 2500	17.7 – 21.4
8.37625 – 8.38675	156.7 – 156.9	2690 – 2900	22.01 – 23.12
8.81425 – 8.81475	162.0125 – 167.17	3260 – 3267	23.6 – 24.0
12.29 – 12.293	167.72 – 173.2	3332 – 3339	31.2 – 31.8
12.51975–12.52025	240 – 285	3345.8 – 3358	36.43 – 36.5
12.57675–12.57725	322 – 335.4	3600 – 4400	
13.36 – 13.41			

Restricted Band Emissions Limit			
FCC Part 15 Subpart C Paragraph 15.209			
Frequency (MHz)	Field strength (μV/m)	Field strength (dBμV/m)	Measurement distance (m)
0.009 - 0.49	2400/F(kHz)	48.5 – 13.8	300(Note 1)
0.49 - 1.705	24000/F(kHz)	33.8 - 23	30(Note 1)
1.705 - 30	30	29.5	30(Note 1)
30 - 88	100	40	3(Note 2)
88 - 216	150	43.5	3(Note 2)
216 - 960	200	46	3(Note 2)
Above 960	500	54	3(Note 2)

Note 1: At frequencies below 30 MHz, measurements may be performed at a distance closer than that specified in the regulations; however, an attempt should be made to avoid making measurements in the near field. Pending the development of an appropriate measurement procedure for measurements performed below 30 MHz, when performing measurements at a closer distance than specified, the results shall be extrapolated to the specified distance by either making measurements at a minimum of two distances on at least one radial to determine the proper extrapolation factor or by using the square of an inverse linear distance extrapolation factor (40 dB/decade).

Note 2: At frequencies at or above 30 MHz, measurements may be performed at a distance other than what is specified provided: measurements are not made in the near field except where it can be shown that near field measurements are appropriate due to the characteristics of the device; and it can be demonstrated that the signal levels needed to be measured at the distance employed can be detected by the measurement equipment. Measurements shall not be performed at a distance greater than 30 meters unless it can be further demonstrated that measurements at a distance of 30 meters or less are impractical. When performing measurements at a distance other than that specified, the results shall be extrapolated to the specified distance using an extrapolation factor of 20 dB/decade (inverse linear-distance for field strength measurements; inverse-linear-distance-squared for power density measurements).

4.3.2 Test Setup

Below 30MHz Test Setup:

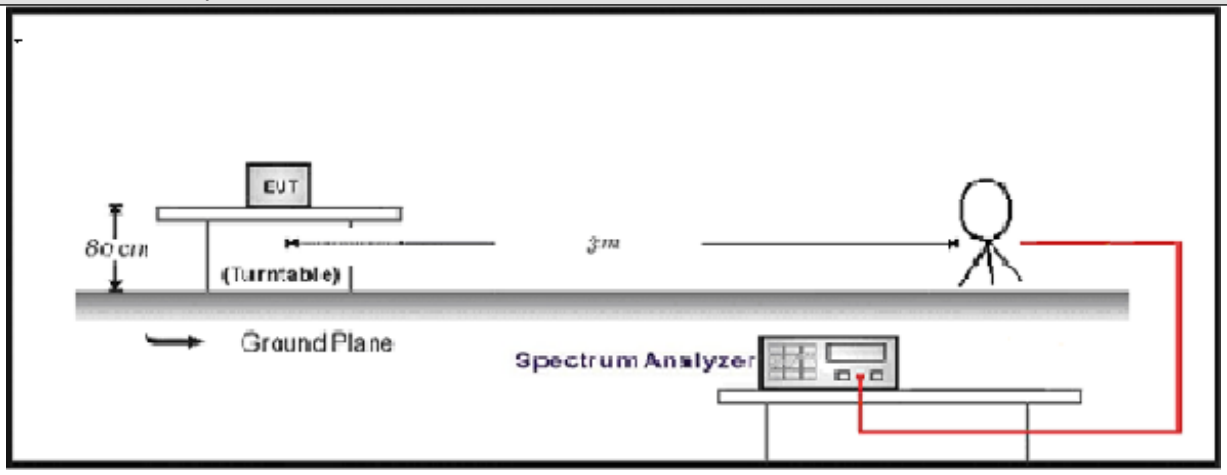

30MHz-1GHz Test Setup:

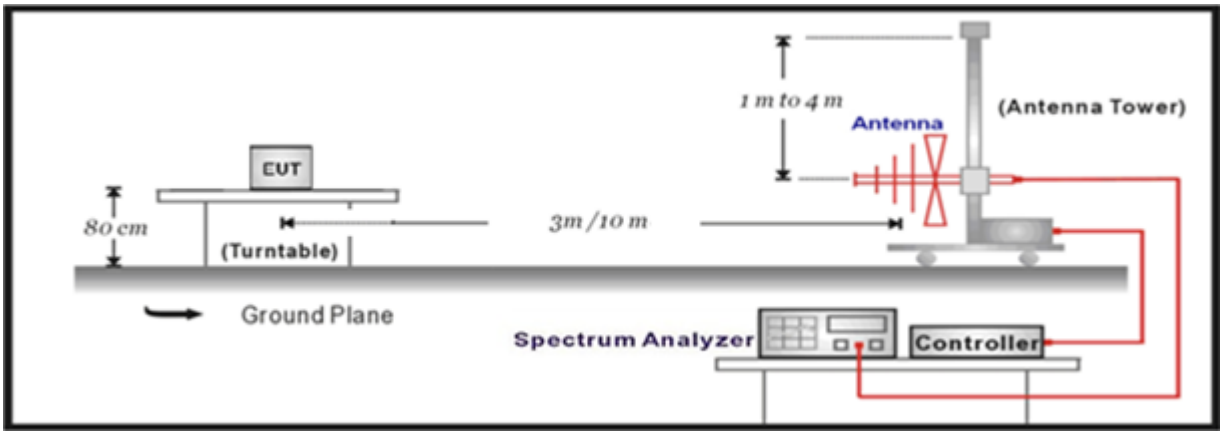

Above 1GHz Test Setup:

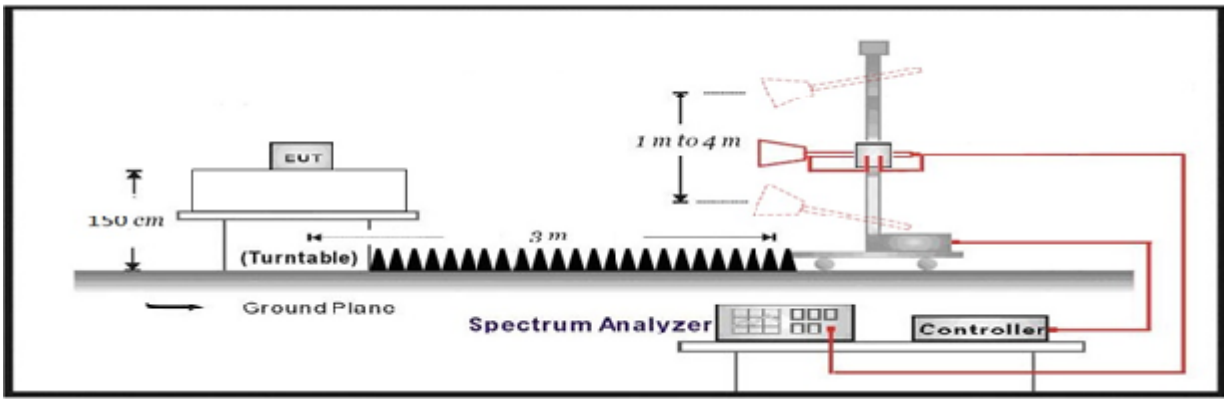

4.3.3 Test Procedure					
	References Rule			Chapter	Description
☒	ANSI C63.10			11.12	Emissions in restricted frequency bands
	☒	ANSI C63.10		11.12.1	Radiated emission measurements
	☒	ANSI C63.10		11.12.2.7	Radiated spurious emission test
		☒	ANSI C63.10	6.4	Radiated emissions from unlicensed wireless devices below 30 MHz
		☒	ANSI C63.10	6.5	Radiated emissions from unlicensed wireless devices in the frequency range of 30 MHz to 1000 MHz
		☒	ANSI C63.10	6.6	Radiated emissions from unlicensed wireless devices above 1 GHz

4.4 Antenna Requirement	VERDICT: PASS

4.4.1 Limit:	
Standard	FCC Part 15 Subpart C Paragraph 15.203;
An intentional radiator shall be designed to ensure that no antenna other than that furnished by the responsible party shall be used with the device. The use of a permanently attached antenna or of an antenna that uses a unique coupling to the intentional radiator shall be considered sufficient to comply with the provisions of this section. The manufacturer may design the unit so that a broken antenna can be replaced by the user, but the use of a standard antenna jack or electrical connector is prohibited. This requirement does not apply to carrier current devices or to devices operated under the provisions of §15.211, §15.213, §15.217, §15.219, or §15.221. Further, this requirement does not apply to intentional radiators that must be professionally installed, such as perimeter protection systems and some field disturbance sensors, or to other intentional radiators which, in accordance with §15.31(d), must be measured at the installation site. However, the installer shall be responsible for ensuring that the proper antenna is employed so that the limits in this part are not exceeded.	

4.4.2 Antenna Connector Construction:	
☒	The use of a permanently attached antenna
☐	The antenna use of a unique coupling to the intentional radiator
☐	The use of a nonstandard antenna jack or electrical connector
Please refer to the attached document “Internal Photograph” to show the antenna connector.	

5 TEST SETUP PHOTO AND EUT PHOTO

Remark: The test setup photo and EUT Photo please see appendix.

6 TEST RESULT

Appendix A: Maximum Conducted Output Power

Mode	CH.	Test Freq. (MHz)	Output power (dBm)			Limit (dBm)	EIRP (dBm)	EIRP Limit (dBm)	Result
			Ant 0	Ant 1	ANT 0+1				
1	1	2412	9.97	10.74	N/A	≤ 29.45	13.68	≤ 36	Pass
	6	2437	10.33	10.92	N/A	≤ 29.45	13.86	≤ 36	Pass
	11	2462	10.50	10.80	N/A	≤ 29.45	13.74	≤ 36	Pass
2	1	2412	10.48	11.01	N/A	≤ 29.45	13.95	≤ 36	Pass
	6	2437	10.52	10.92	N/A	≤ 29.45	13.86	≤ 36	Pass
	11	2462	10.50	11.04	N/A	≤ 29.45	13.98	≤ 36	Pass
3	1	2412	9.86	10.47	13.19	≤ 29.45	16.13	≤ 36	Pass
	6	2437	9.92	10.26	13.10	≤ 29.45	16.04	≤ 36	Pass
	11	2462	9.84	10.33	13.10	≤ 29.45	16.04	≤ 36	Pass
4	3	2422	7.19	7.60	10.41	≤ 29.45	13.35	≤ 36	Pass
	6	2437	6.99	7.63	10.33	≤ 29.45	13.27	≤ 36	Pass
	9	2452	7.25	7.71	10.50	≤ 29.45	13.44	≤ 36	Pass

Note:
1. EIRP = Output power + Directional Gain
2. Please refer to section 1.2 for antenna gain

Appendix B: Band edge measurements

Profile: 2410620R	Page No.: 1
Engineer: Pengchengyang	
Site: AC5	Time: 2024/03/06 - 20:04
Limit: FCC_Part15.209_RE(3m)	Margin: 0
Probe: Horn_3117_00167055(1-18GHz)	Polarity: Horizontal
EUT: SKI.WB663U.2	Power: 120Vac/60Hz
Note: Mode 1:Transmit at 2412MHz by 802.11b with Ant0	

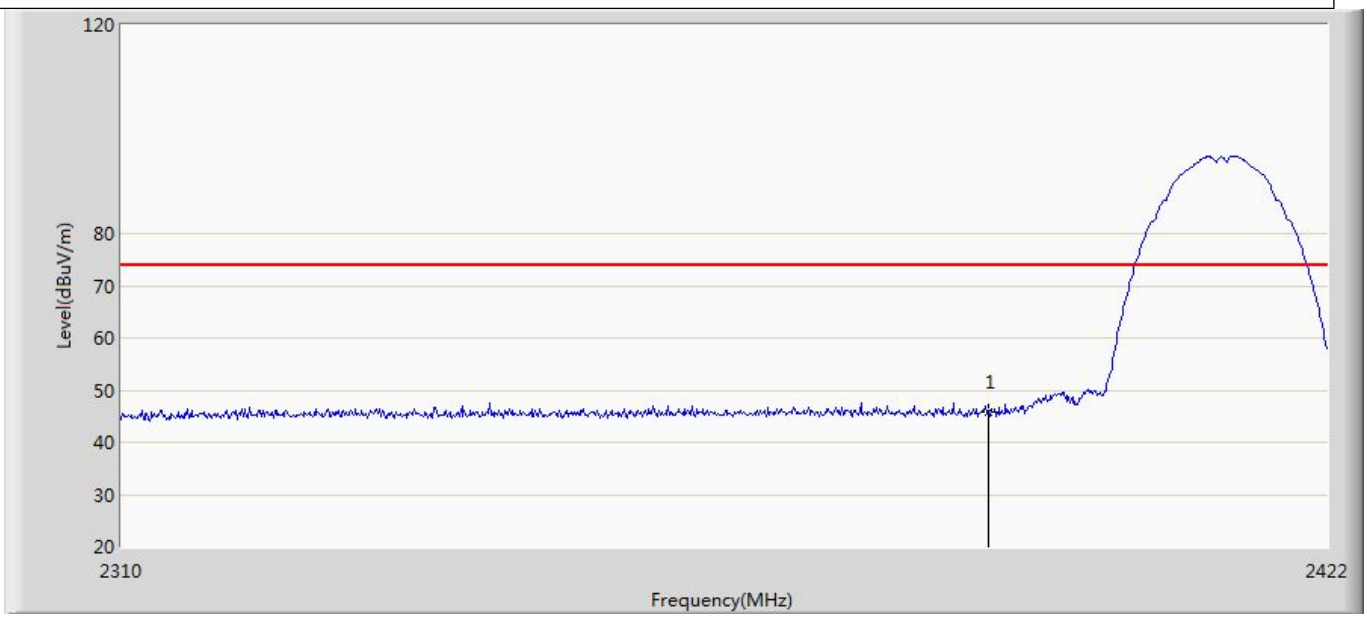

No	Mark	Frequency (MHz)	Measure Level (dBuV/m)	Reading Level (dBuV)	Over Limit (dB)	Limit (dBuV/m)	Factor (dB)	Type
1	*	2390.000	45.799	11.648	-28.201	74.000	34.151	PK

Profile: 2410620R	Page No.: 2
Engineer: Pengchengyang	
Site: AC5	Time: 2024/03/06 - 20:07
Limit: FCC_Part15.209_RE(3m)	Margin: 0
Probe: Horn_3117_00167055(1-18GHz)	Polarity: Horizontal
EUT: SKI.WB663U.2	Power: 120Vac/60Hz
Note: Mode 1：Transmit at 2412MHz by 802.11b with Ant0	

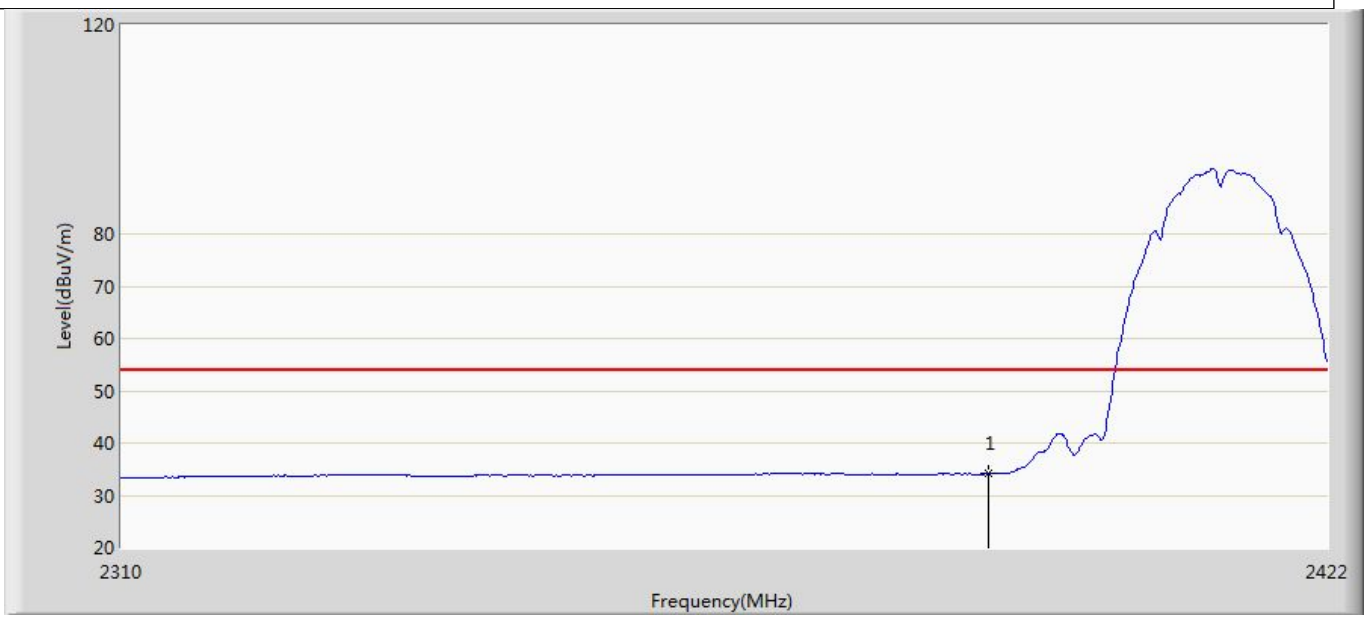

No	Mark	Frequency (MHz)	Measure Level (dBuV/m)	Reading Level (dBuV)	Over Limit (dB)	Limit (dBuV/m)	Factor (dB)	Type
1	*	2390.000	34.086	-0.065	-19.914	54.000	34.151	AV

Profile: 2410620R	Page No.: 3
Engineer: Pengchengyang	
Site: AC5	Time: 2024/03/06 - 20:08
Limit: FCC_Part15.209_RE(3m)	Margin: 0
Probe: Horn_3117_00167055(1-18GHz)	Polarity: Vertical
EUT: SKI.WB663U.2	Power: 120Vac/60Hz
Note: Mode 1：Transmit at 2412MHz by 802.11b with Ant0	

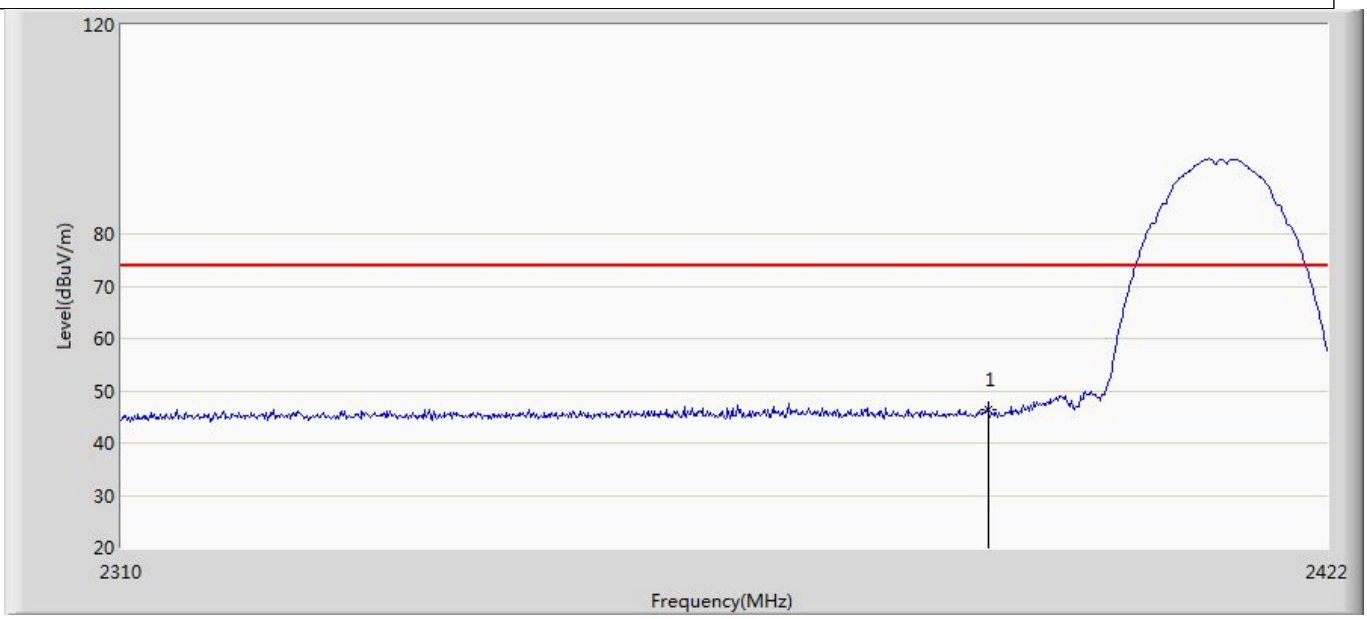

No	Mark	Frequency (MHz)	Measure Level (dBuV/m)	Reading Level (dBuV)	Over Limit (dB)	Limit (dBuV/m)	Factor (dB)	Type
1	*	2390.000	46.296	12.145	-27.704	74.000	34.151	PK

Profile: 2410620R	Page No.: 4
Engineer: Pengchengyang	
Site: AC5	Time: 2024/03/06 - 20:09
Limit: FCC_Part15.209_RE(3m)	Margin: 0
Probe: Horn_3117_00167055(1-18GHz)	Polarity: Vertical
EUT: SKI.WB663U.2	Power: 120Vac/60Hz
Note: Mode 1：Transmit at 2412MHz by 802.11b with Ant0	

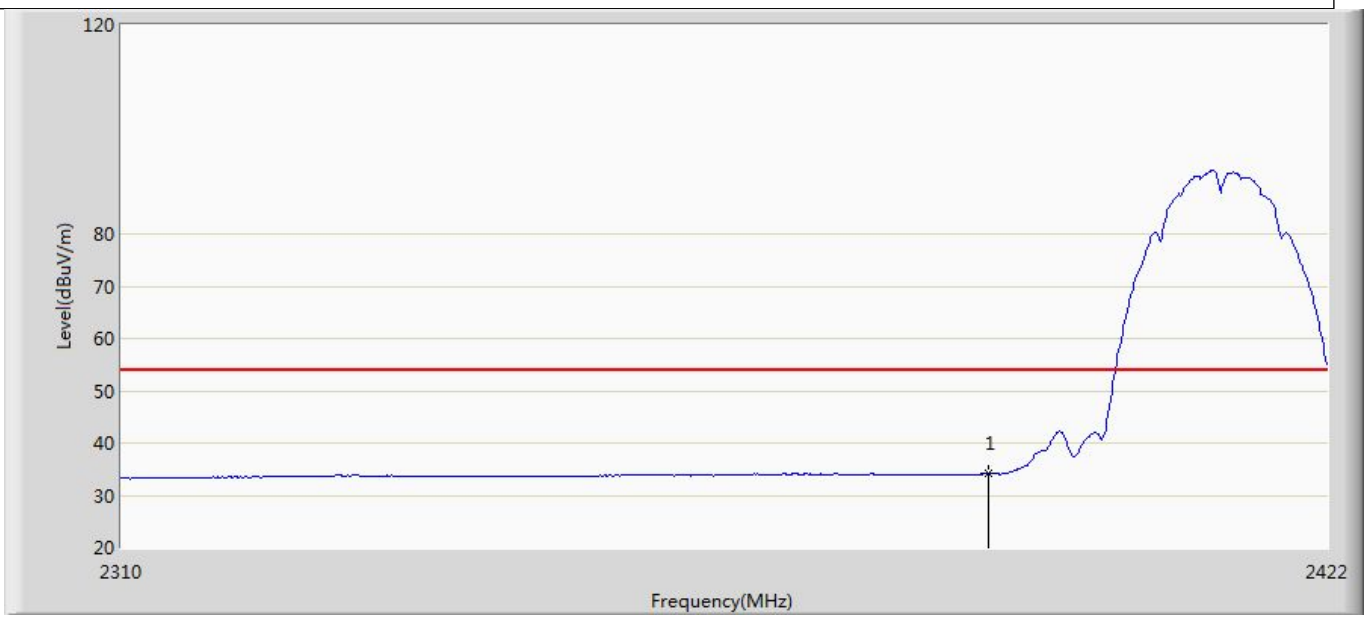

No	Mark	Frequency (MHz)	Measure Level (dBuV/m)	Reading Level (dBuV)	Over Limit (dB)	Limit (dBuV/m)	Factor (dB)	Type
1	*	2390.000	34.273	0.122	-19.727	54.000	34.151	AV

Profile: 2410620R	Page No.: 5
Engineer: Pengchengyang	
Site: AC5	Time: 2024/03/06 - 20:10
Limit: FCC_Part15.209_RE(3m)	Margin: 0
Probe: Horn_3117_00167055(1-18GHz)	Polarity: Horizontal
EUT: SKI.WB663U.2	Power: 120Vac/60Hz
Note: Mode 1：Transmit at 2462MHz by 802.11b with Ant0	

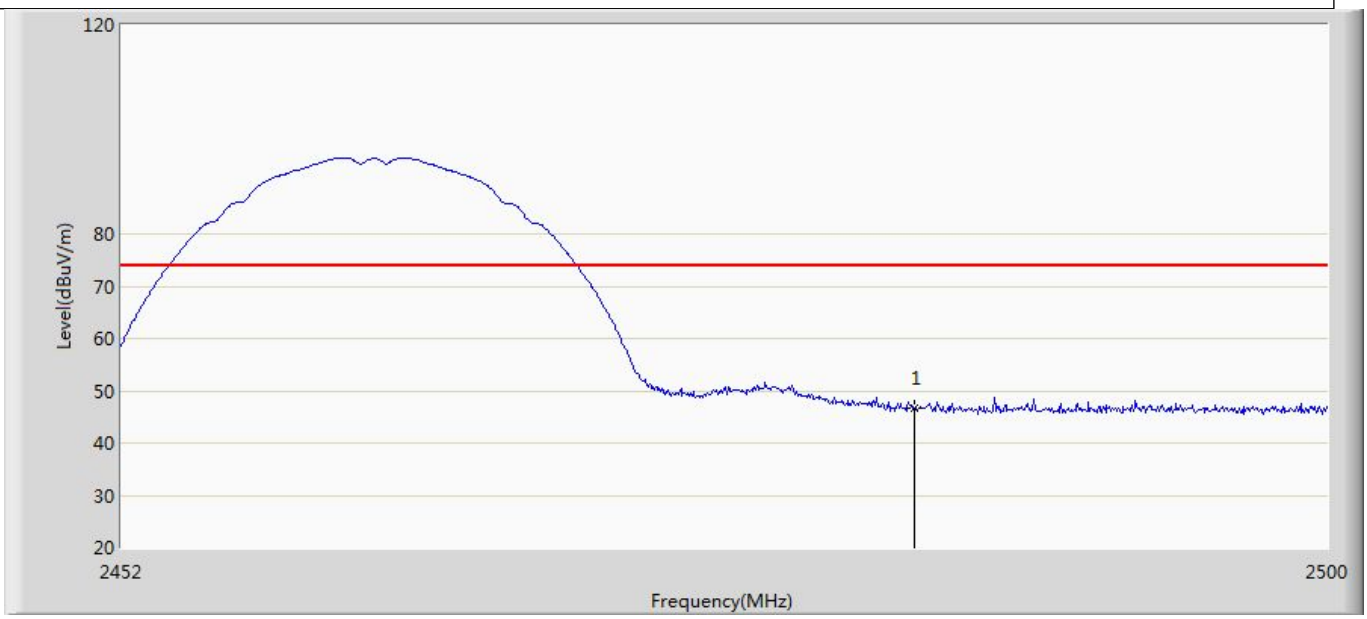

No	Mark	Frequency (MHz)	Measure Level (dBuV/m)	Reading Level (dBuV)	Over Limit (dB)	Limit (dBuV/m)	Factor (dB)	Type
1	*	2483.500	46.699	12.243	-27.301	74.000	34.456	PK

Profile: 2410620R	Page No.: 6
Engineer: Pengchengyang	
Site: AC5	Time: 2024/03/06 - 20:14
Limit: FCC_Part15.209_RE(3m)	Margin: 0
Probe: Horn_3117_00167055(1-18GHz)	Polarity: Horizontal
EUT: SKI.WB663U.2	Power: 120Vac/60Hz
Note: Mode 1：Transmit at 2462MHz by 802.11b with Ant0	

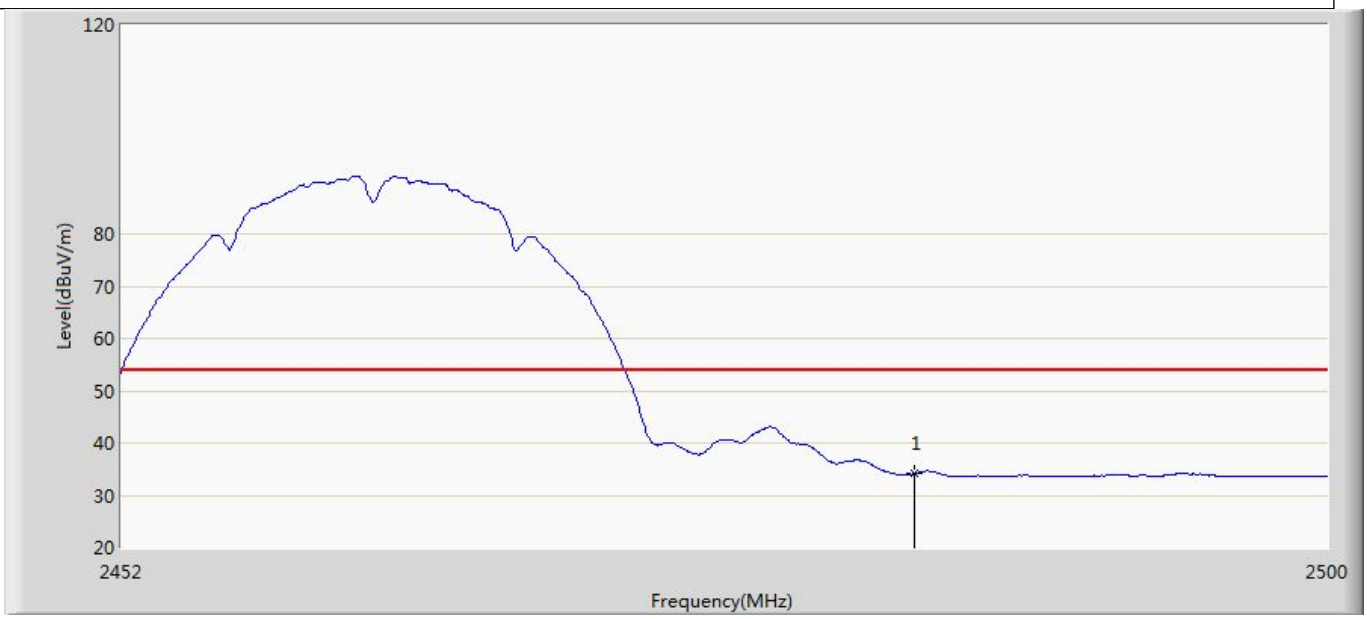

No	Mark	Frequency (MHz)	Measure Level (dBuV/m)	Reading Level (dBuV)	Over Limit (dB)	Limit (dBuV/m)	Factor (dB)	Type
1	*	2483.500	34.236	-0.220	-19.764	54.000	34.456	AV

Profile: 2410620R	Page No.: 7
Engineer: Pengchengyang	
Site: AC5	Time: 2024/03/06 - 20:16
Limit: FCC_Part15.209_RE(3m)	Margin: 0
Probe: Horn_3117_00167055(1-18GHz)	Polarity: Vertical
EUT: SKI.WB663U.2	Power: 120Vac/60Hz
Note: Mode 1：Transmit at 2462MHz by 802.11b with Ant0	

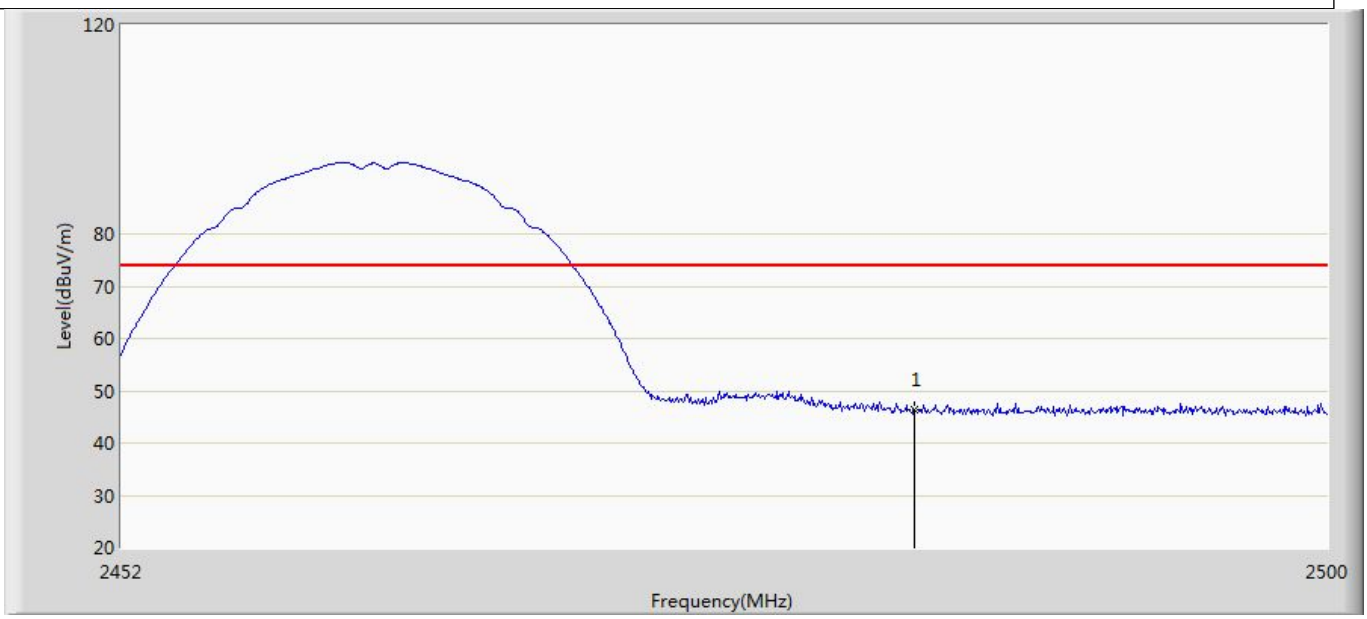

No	Mark	Frequency (MHz)	Measure Level (dBuV/m)	Reading Level (dBuV)	Over Limit (dB)	Limit (dBuV/m)	Factor (dB)	Type
1	*	2483.500	46.356	11.900	-27.644	74.000	34.456	PK

Profile: 2410620R	Page No.: 8
Engineer: Pengchengyang	
Site: AC5	Time: 2024/03/06 - 20:17
Limit: FCC_Part15.209_RE(3m)	Margin: 0
Probe: Horn_3117_00167055(1-18GHz)	Polarity: Vertical
EUT: SKI.WB663U.2	Power: 120Vac/60Hz
Note: Mode 1：Transmit at 2462MHz by 802.11b with Ant0	

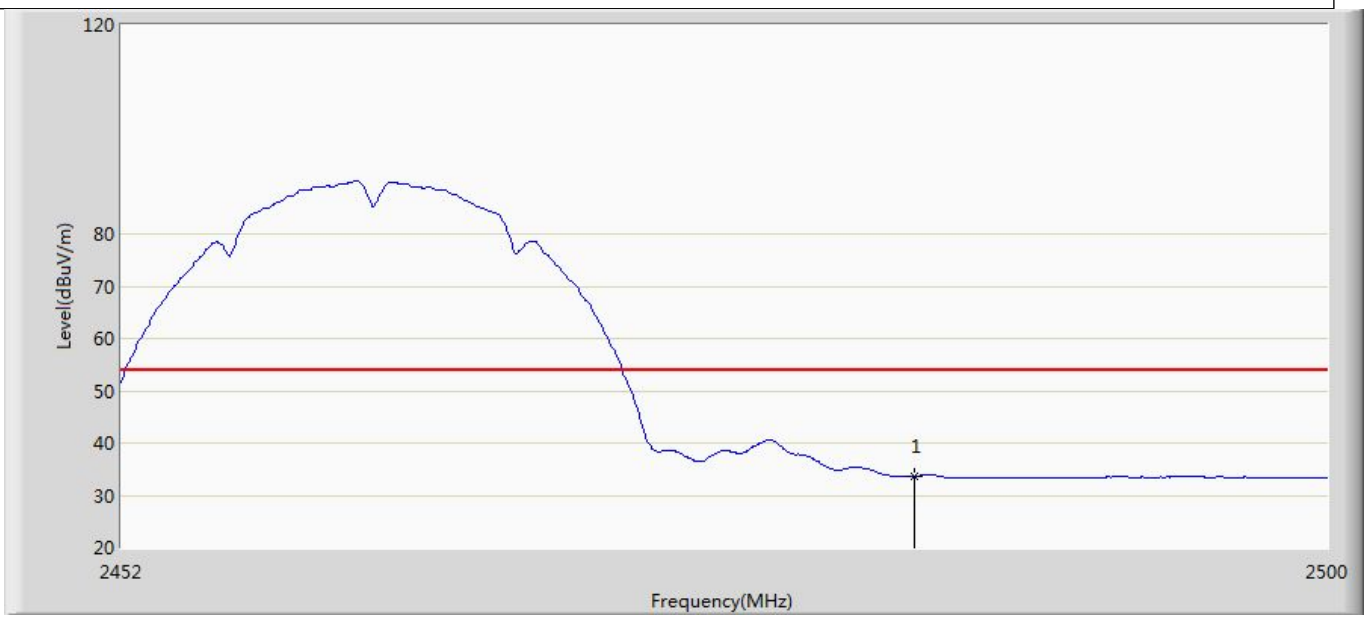

No	Mark	Frequency (MHz)	Measure Level (dBuV/m)	Reading Level (dBuV)	Over Limit (dB)	Limit (dBuV/m)	Factor (dB)	Type
1	*	2483.500	33.660	-0.796	-20.340	54.000	34.456	AV

Profile: 2410620R	Page No.: 25
Engineer: Pengchengyang	
Site: AC5	Time: 2024/03/06 - 20:19
Limit: FCC_Part15.209_RE(3m)	Margin: 0
Probe: Horn_3117_00167055(1-18GHz)	Polarity: Horizontal
EUT: SKI.WB663U.2	Power: 120Vac/60Hz
Note: Mode 2：Transmit at 2412MHz by 802.11g with Ant0	

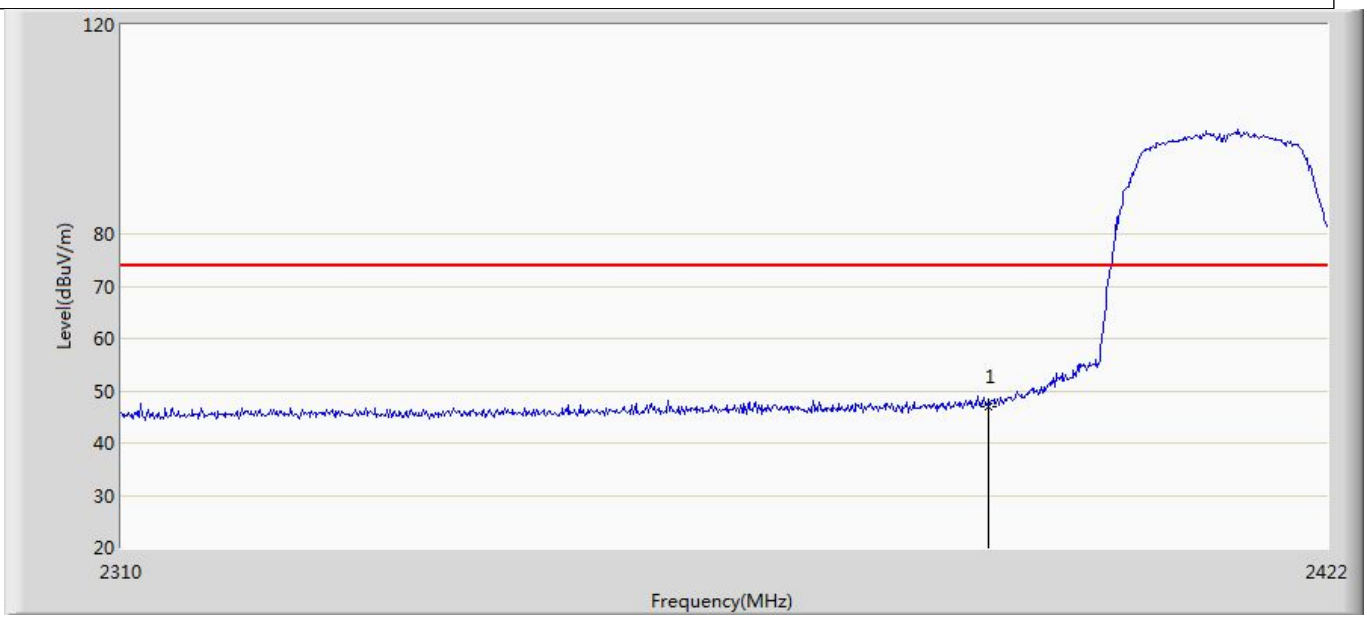

No	Mark	Frequency (MHz)	Measure Level (dBuV/m)	Reading Level (dBuV)	Over Limit (dB)	Limit (dBuV/m)	Factor (dB)	Type
1	*	2390.000	46.929	12.778	-27.071	74.000	34.151	PK

Profile: 2410620R	Page No.: 26
Engineer: Pengchengyang	
Site: AC5	Time: 2024/03/06 - 20:20
Limit: FCC_Part15.209_RE(3m)	Margin: 0
Probe: Horn_3117_00167055(1-18GHz)	Polarity: Horizontal
EUT: SKI.WB663U.2	Power: 120Vac/60Hz
Note: Mode 2：Transmit at 2412MHz by 802.11g with Ant0	

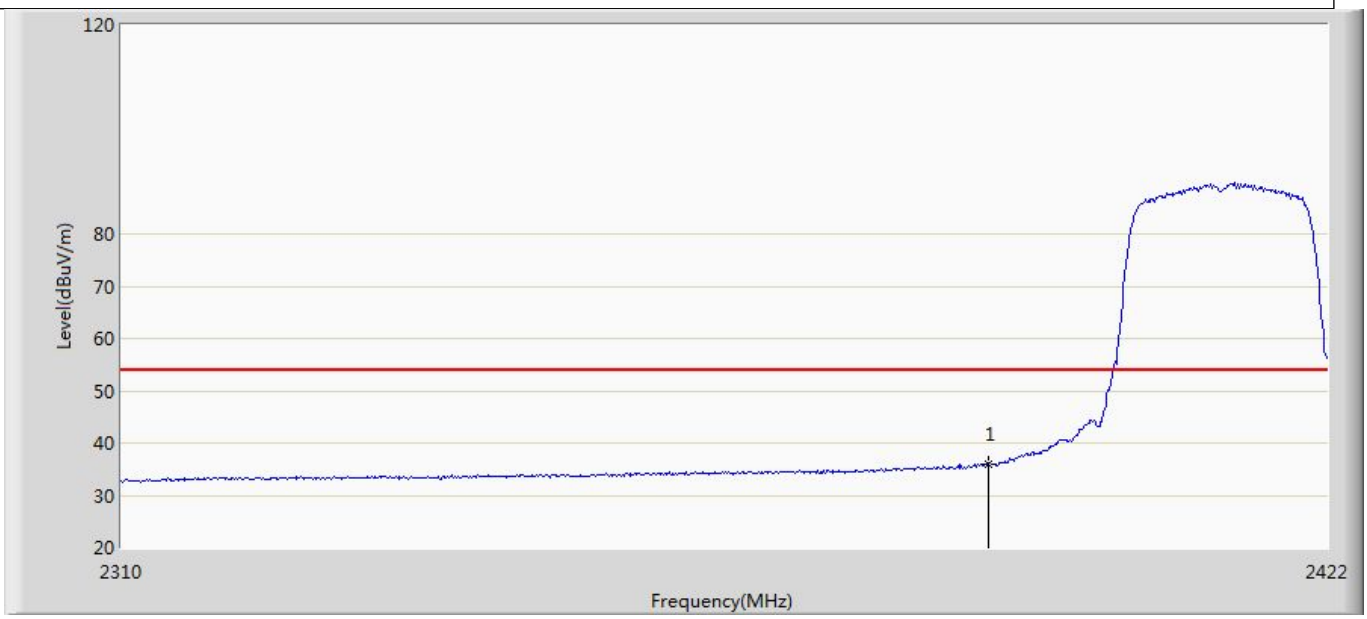

No	Mark	Frequency (MHz)	Measure Level (dBuV/m)	Reading Level (dBuV)	Over Limit (dB)	Limit (dBuV/m)	Factor (dB)	Type
1	*	2390.000	36.071	1.920	-17.929	54.000	34.151	AV

Profile: 2410620R	Page No.: 27
Engineer: Pengchengyang	
Site: AC5	Time: 2024/03/06 - 20:21
Limit: FCC_Part15.209_RE(3m)	Margin: 0
Probe: Horn_3117_00167055(1-18GHz)	Polarity: Vertical
EUT: SKI.WB663U.2	Power: 120Vac/60Hz
Note: Mode 2：Transmit at 2412MHz by 802.11g with Ant0	

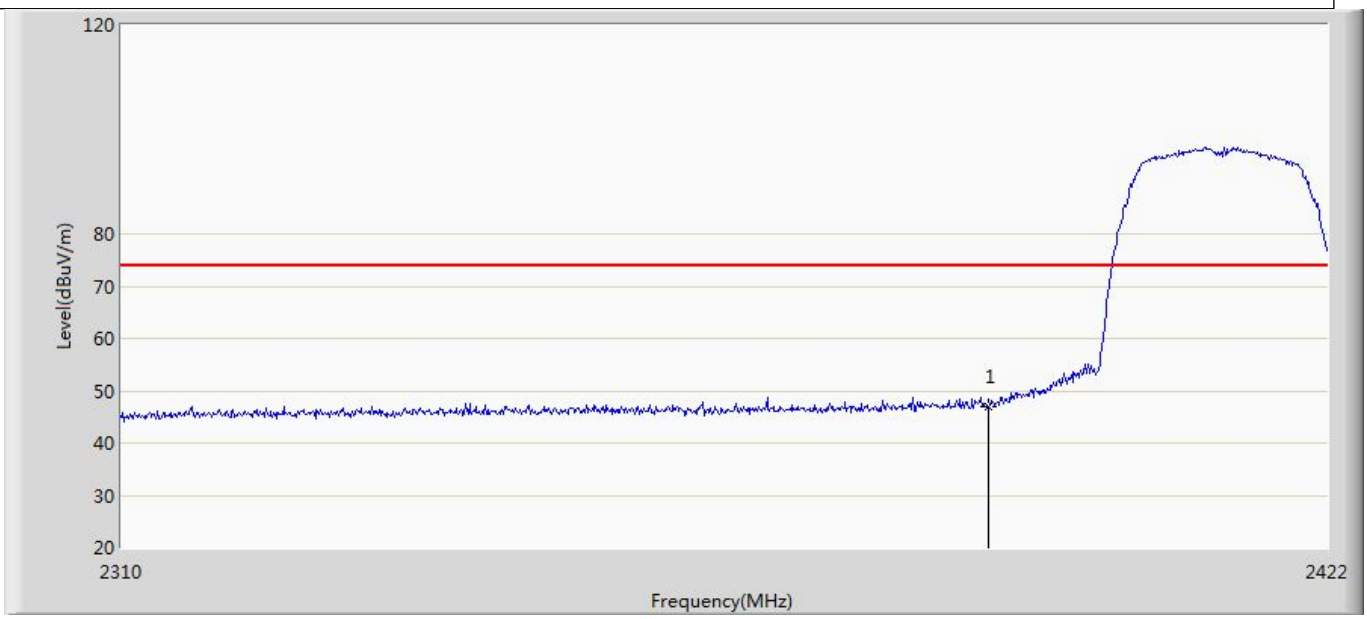

No	Mark	Frequency (MHz)	Measure Level (dBuV/m)	Reading Level (dBuV)	Over Limit (dB)	Limit (dBuV/m)	Factor (dB)	Type
1	*	2390.000	46.853	12.702	-27.147	74.000	34.151	PK

Profile: 2410620R	Page No.: 28
Engineer: Pengchengyang	
Site: AC5	Time: 2024/03/06 - 20:23
Limit: FCC_Part15.209_RE(3m)	Margin: 0
Probe: Horn_3117_00167055(1-18GHz)	Polarity: Vertical
EUT: SKI.WB663U.2	Power: 120Vac/60Hz
Note: Mode 2：Transmit at 2412MHz by 802.11g with Ant0	

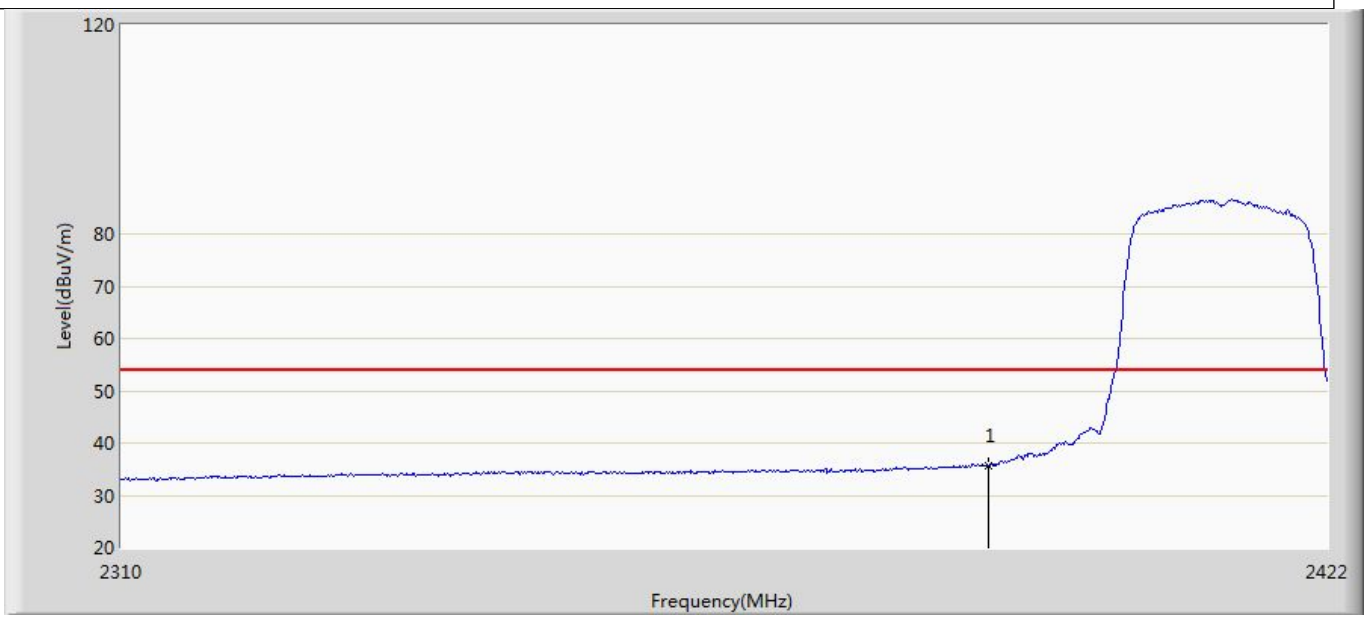

No	Mark	Frequency (MHz)	Measure Level (dBuV/m)	Reading Level (dBuV)	Over Limit (dB)	Limit (dBuV/m)	Factor (dB)	Type
1	*	2390.000	35.722	1.571	-18.278	54.000	34.151	AV

Profile: 2410620R	Page No.: 29
Engineer: Pengchengyang	
Site: AC5	Time: 2024/03/06 - 20:24
Limit: FCC_Part15.209_RE(3m)	Margin: 0
Probe: Horn_3117_00167055(1-18GHz)	Polarity: Horizontal
EUT: SKI.WB663U.2	Power: 120Vac/60Hz
Note: Mode 2：Transmit at 2462MHz by 802.11g with Ant0	

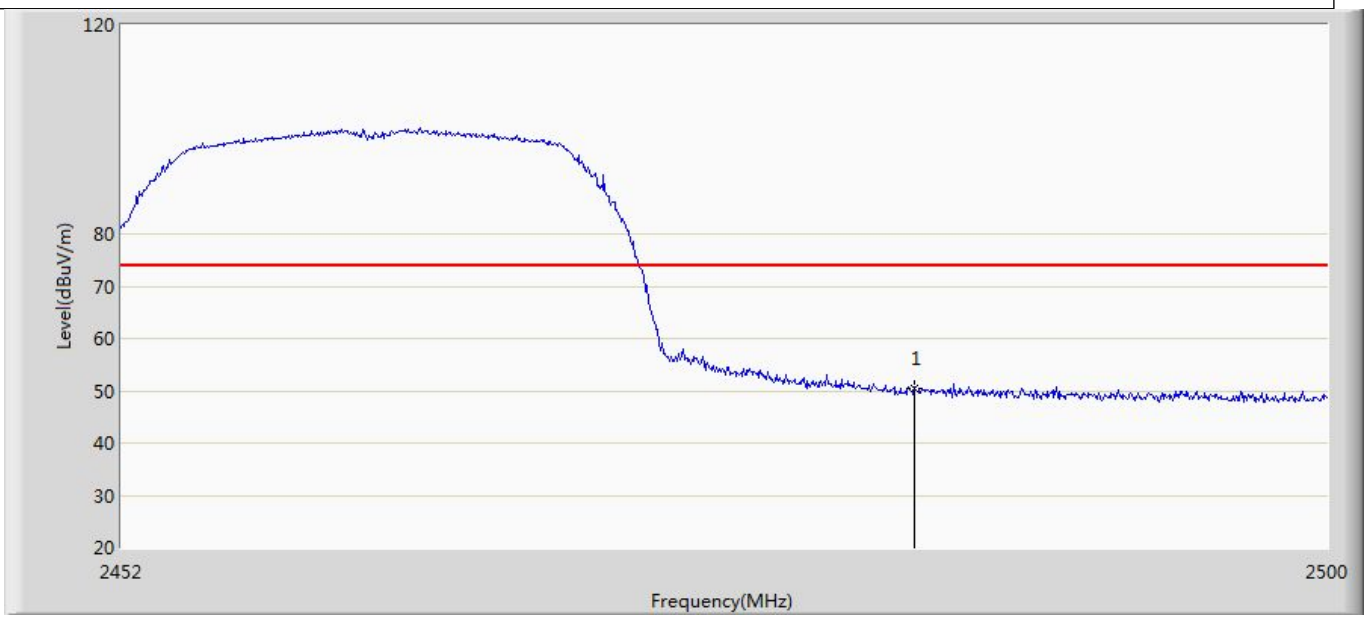

No	Mark	Frequency (MHz)	Measure Level (dBuV/m)	Reading Level (dBuV)	Over Limit (dB)	Limit (dBuV/m)	Factor (dB)	Type
1	*	2483.500	50.512	16.056	-23.488	74.000	34.456	PK

Profile: 2410620R	Page No.: 30
Engineer: Pengchengyang	
Site: AC5	Time: 2024/03/06 - 20:26
Limit: FCC_Part15.209_RE(3m)	Margin: 0
Probe: Horn_3117_00167055(1-18GHz)	Polarity: Horizontal
EUT: SKI.WB663U.2	Power: 120Vac/60Hz
Note: Mode 2：Transmit at 2462MHz by 802.11g with Ant0	

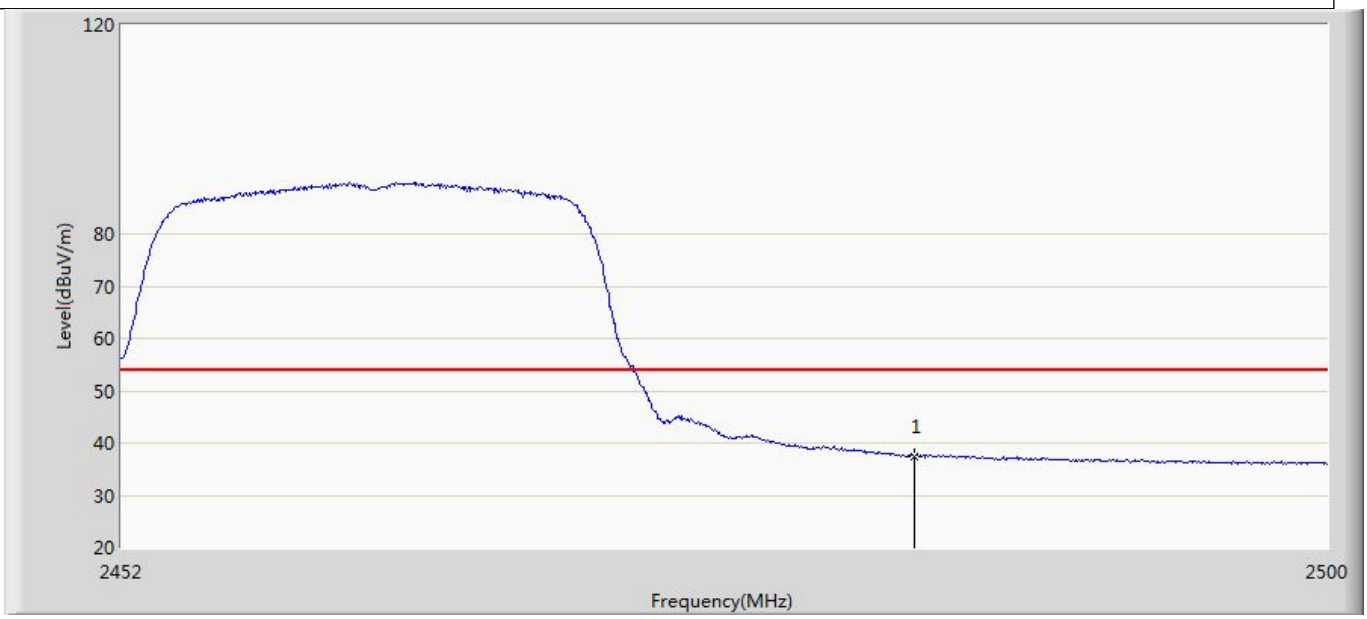

No	Mark	Frequency (MHz)	Measure Level (dBuV/m)	Reading Level (dBuV)	Over Limit (dB)	Limit (dBuV/m)	Factor (dB)	Type
1	*	2483.500	37.481	3.025	-16.519	54.000	34.456	AV

Profile: 2410620R	Page No.: 31
Engineer: Pengchengyang	
Site: AC5	Time: 2024/03/06 - 20:27
Limit: FCC_Part15.209_RE(3m)	Margin: 0
Probe: Horn_3117_00167055(1-18GHz)	Polarity: Vertical
EUT: SKI.WB663U.2	Power: 120Vac/60Hz
Note: Mode 2：Transmit at 2462MHz by 802.11g with Ant0	

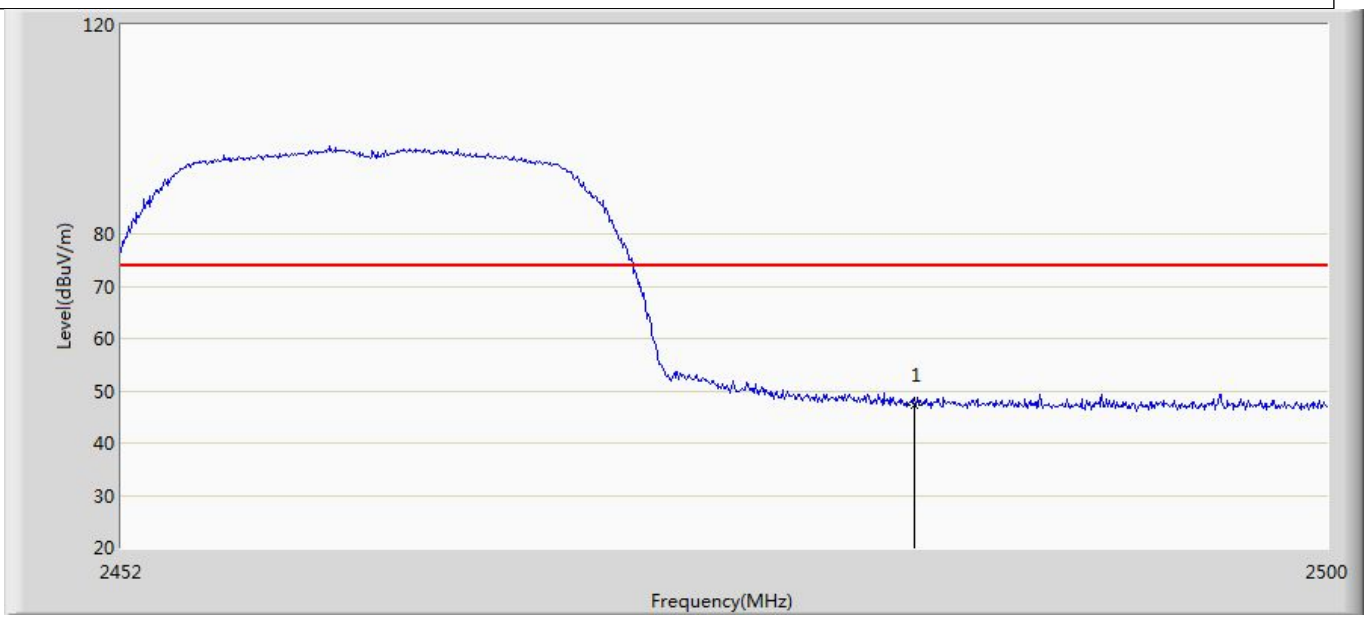

No	Mark	Frequency (MHz)	Measure Level (dBuV/m)	Reading Level (dBuV)	Over Limit (dB)	Limit (dBuV/m)	Factor (dB)	Type
1	*	2483.500	47.176	12.720	-26.824	74.000	34.456	PK

Profile: 2410620R	Page No.: 32
Engineer: Pengchengyang	
Site: AC5	Time: 2024/03/06 - 20:29
Limit: FCC_Part15.209_RE(3m)	Margin: 0
Probe: Horn_3117_00167055(1-18GHz)	Polarity: Vertical
EUT: SKI.WB663U.2	Power: 120Vac/60Hz
Note: Mode 2：Transmit at 2462MHz by 802.11g with Ant0	

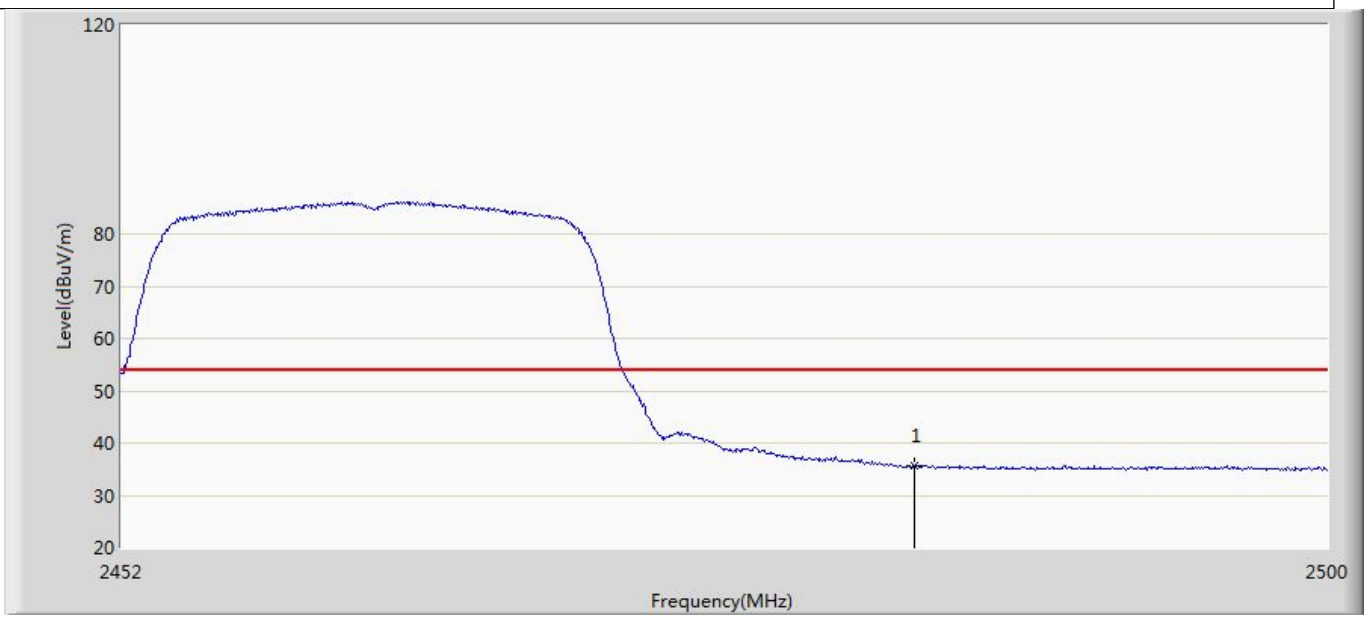

No	Mark	Frequency (MHz)	Measure Level (dBuV/m)	Reading Level (dBuV)	Over Limit (dB)	Limit (dBuV/m)	Factor (dB)	Type
1	*	2483.500	35.671	1.215	-18.329	54.000	34.456	AV

Profile: 2410620R	Page No.: 9
Engineer: Pengchengyang	
Site: AC5	Time: 2024/03/06 - 20:32
Limit: FCC_Part15.209_RE(3m)	Margin: 0
Probe: Horn_3117_00167055(1-18GHz)	Polarity: Horizontal
EUT: SKI.WB663U.2	Power: 120Vac/60Hz
Note: Mode 3：Transmit at 2412MHz by 802.11n(20MHz) with Ant0+Ant1	

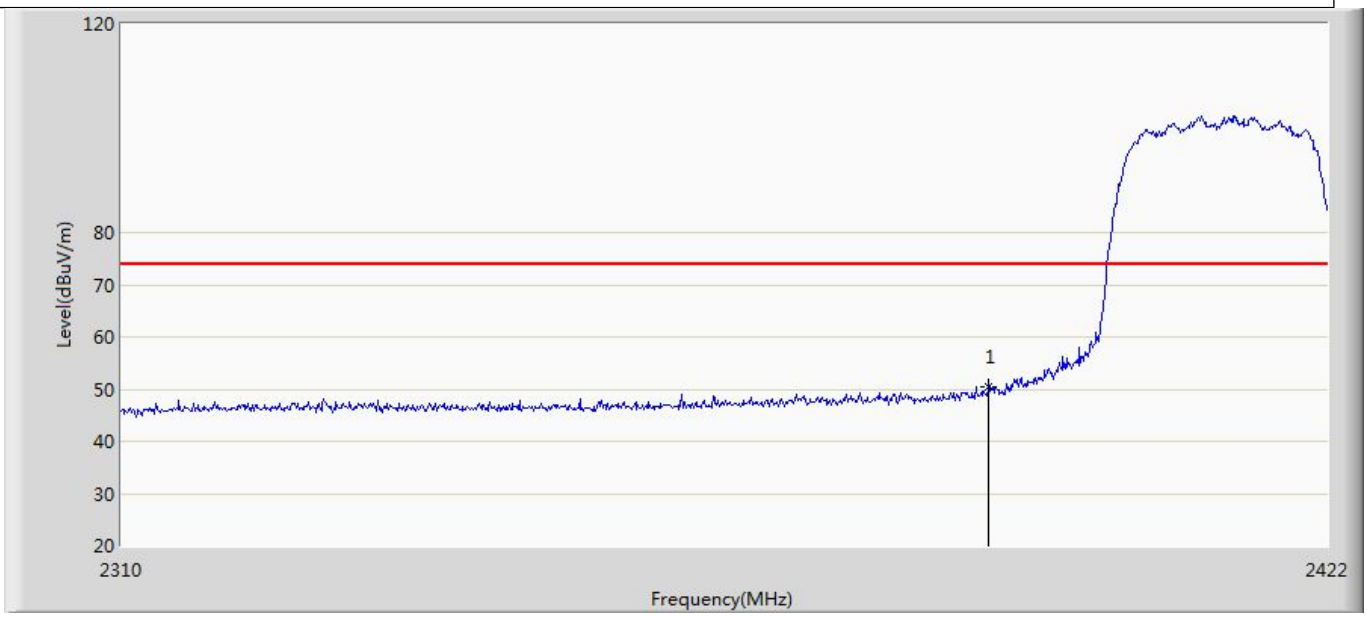

No	Mark	Frequency (MHz)	Measure Level (dBuV/m)	Reading Level (dBuV)	Over Limit (dB)	Limit (dBuV/m)	Factor (dB)	Type
1	*	2390.000	50.315	16.164	-23.685	74.000	34.151	PK

Profile: 2410620R	Page No.: 10
Engineer: Pengchengyang	
Site: AC5	Time: 2024/03/06 - 20:35
Limit: FCC_Part15.209_RE(3m)	Margin: 0
Probe: Horn_3117_00167055(1-18GHz)	Polarity: Horizontal
EUT: SKI.WB663U.2	Power: 120Vac/60Hz
Note: Mode 3：Transmit at 2412MHz by 802.11n(20MHz) with Ant0+Ant1	

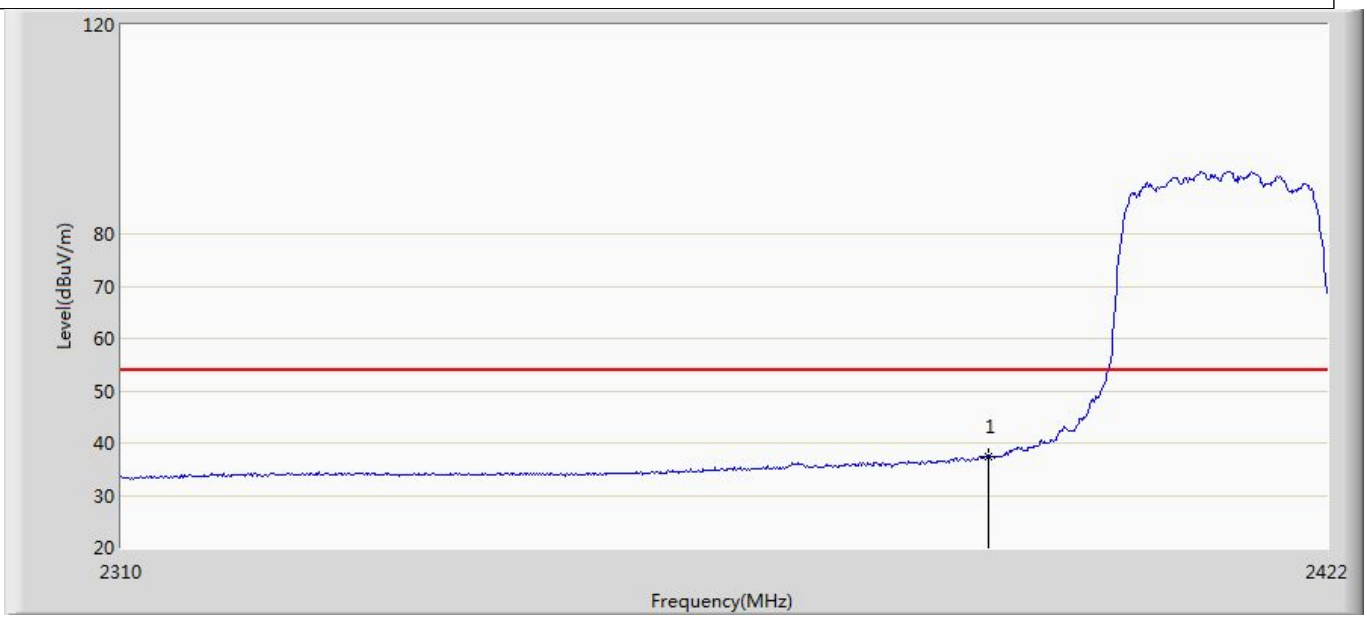

No	Mark	Frequency (MHz)	Measure Level (dBuV/m)	Reading Level (dBuV)	Over Limit (dB)	Limit (dBuV/m)	Factor (dB)	Type
1	*	2390.000	37.377	3.226	-16.623	54.000	34.151	AV

Profile: 2410620R	Page No.: 11
Engineer: Pengchengyang	
Site: AC5	Time: 2024/03/06 - 20:36
Limit: FCC_Part15.209_RE(3m)	Margin: 0
Probe: Horn_3117_00167055(1-18GHz)	Polarity: Vertical
EUT: SKI.WB663U.2	Power: 120Vac/60Hz
Note: Mode 3：Transmit at 2412MHz by 802.11n(20MHz) with Ant0+Ant1	

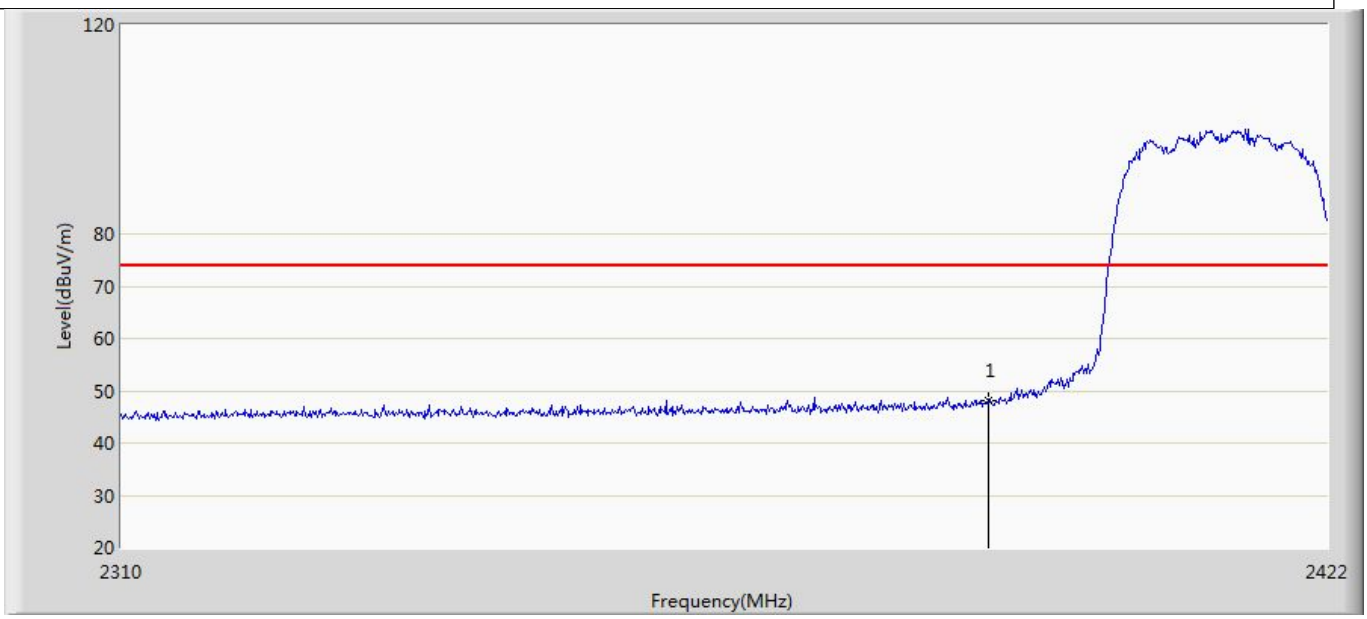

No	Mark	Frequency (MHz)	Measure Level (dBuV/m)	Reading Level (dBuV)	Over Limit (dB)	Limit (dBuV/m)	Factor (dB)	Type
1	*	2390.000	48.116	13.965	-25.884	74.000	34.151	PK

Profile: 2410620R	Page No.: 12
Engineer: Pengchengyang	
Site: AC5	Time: 2024/03/06 - 20:36
Limit: FCC_Part15.209_RE(3m)	Margin: 0
Probe: Horn_3117_00167055(1-18GHz)	Polarity: Vertical
EUT: SKI.WB663U.2	Power: 120Vac/60Hz
Note: Mode 3：Transmit at 2412MHz by 802.11n(20MHz) with Ant0+Ant1	

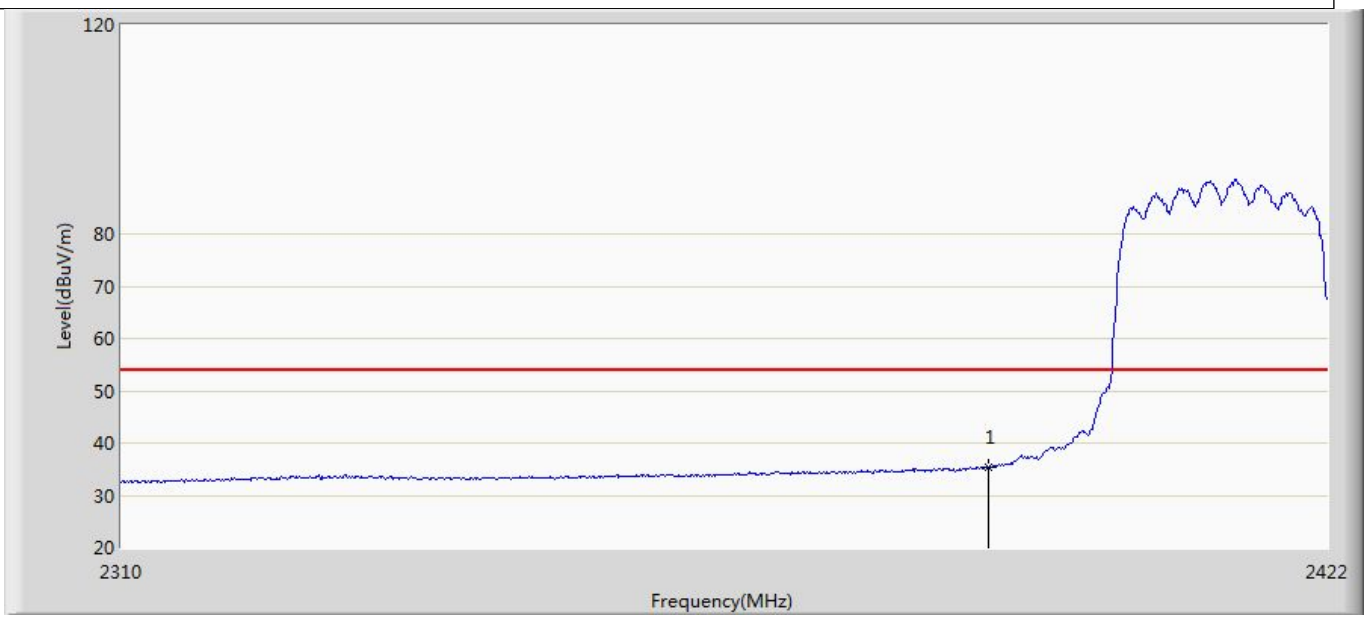

No	Mark	Frequency (MHz)	Measure Level (dBuV/m)	Reading Level (dBuV)	Over Limit (dB)	Limit (dBuV/m)	Factor (dB)	Type
1	*	2390.000	35.316	1.165	-18.684	54.000	34.151	AV

Profile: 2410620R	Page No.: 13
Engineer: Pengchengyang	
Site: AC5	Time: 2024/03/06 - 20:43
Limit: FCC_Part15.209_RE(3m)	Margin: 0
Probe: Horn_3117_00167055(1-18GHz)	Polarity: Horizontal
EUT: SKI.WB663U.2	Power: 120Vac/60Hz
Note: Mode 3：Transmit at 2462MHz by 802.11n(20MHz) with Ant0+Ant1	

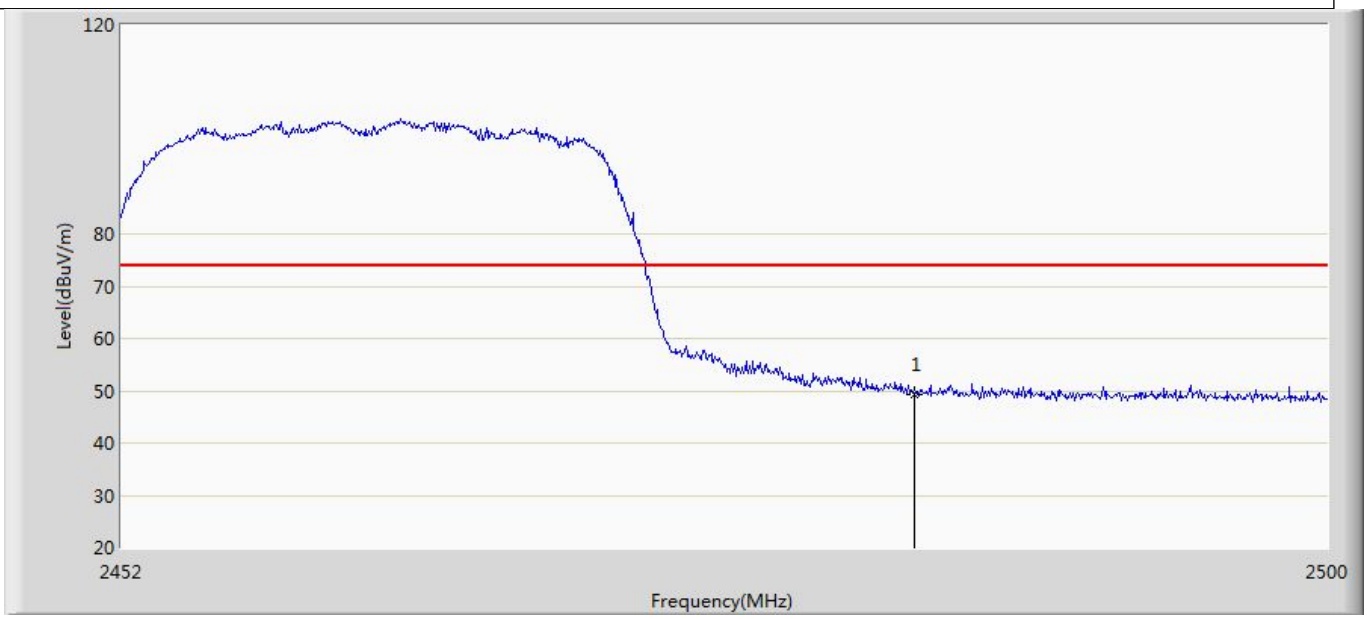

No	Mark	Frequency (MHz)	Measure Level (dBuV/m)	Reading Level (dBuV)	Over Limit (dB)	Limit (dBuV/m)	Factor (dB)	Type
1	*	2483.500	49.411	14.955	-24.589	74.000	34.456	PK

Profile: 2410620R	Page No.: 14
Engineer: Pengchengyang	
Site: AC5	Time: 2024/03/06 - 20:44
Limit: FCC_Part15.209_RE(3m)	Margin: 0
Probe: Horn_3117_00167055(1-18GHz)	Polarity: Horizontal
EUT: SKI.WB663U.2	Power: 120Vac/60Hz
Note: Mode 3：Transmit at 2462MHz by 802.11n(20MHz) with Ant0+Ant1	

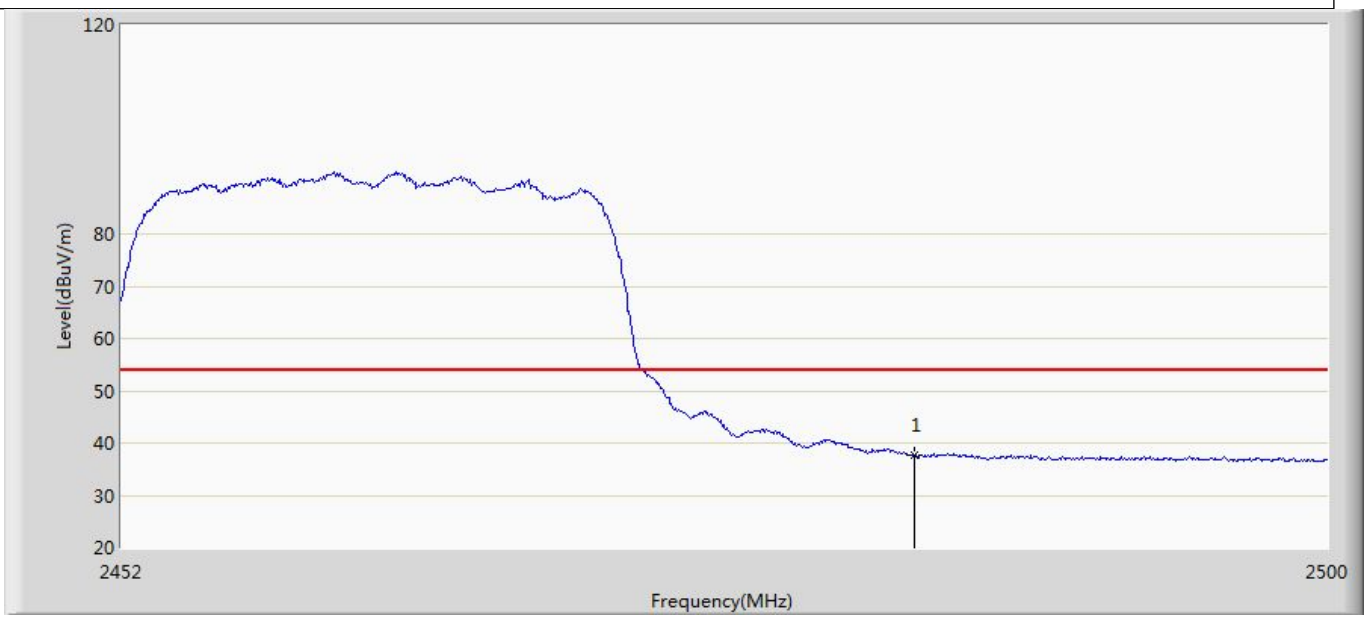

No	Mark	Frequency (MHz)	Measure Level (dBuV/m)	Reading Level (dBuV)	Over Limit (dB)	Limit (dBuV/m)	Factor (dB)	Type
1	*	2483.500	37.683	3.227	-16.317	54.000	34.456	AV

Profile: 2410620R	Page No.: 15
Engineer: Pengchengyang	
Site: AC5	Time: 2024/03/06 - 20:46
Limit: FCC_Part15.209_RE(3m)	Margin: 0
Probe: Horn_3117_00167055(1-18GHz)	Polarity: Vertical
EUT: SKI.WB663U.2	Power: 120Vac/60Hz
Note: Mode 3：Transmit at 2462MHz by 802.11n(20MHz) with Ant0+Ant1	

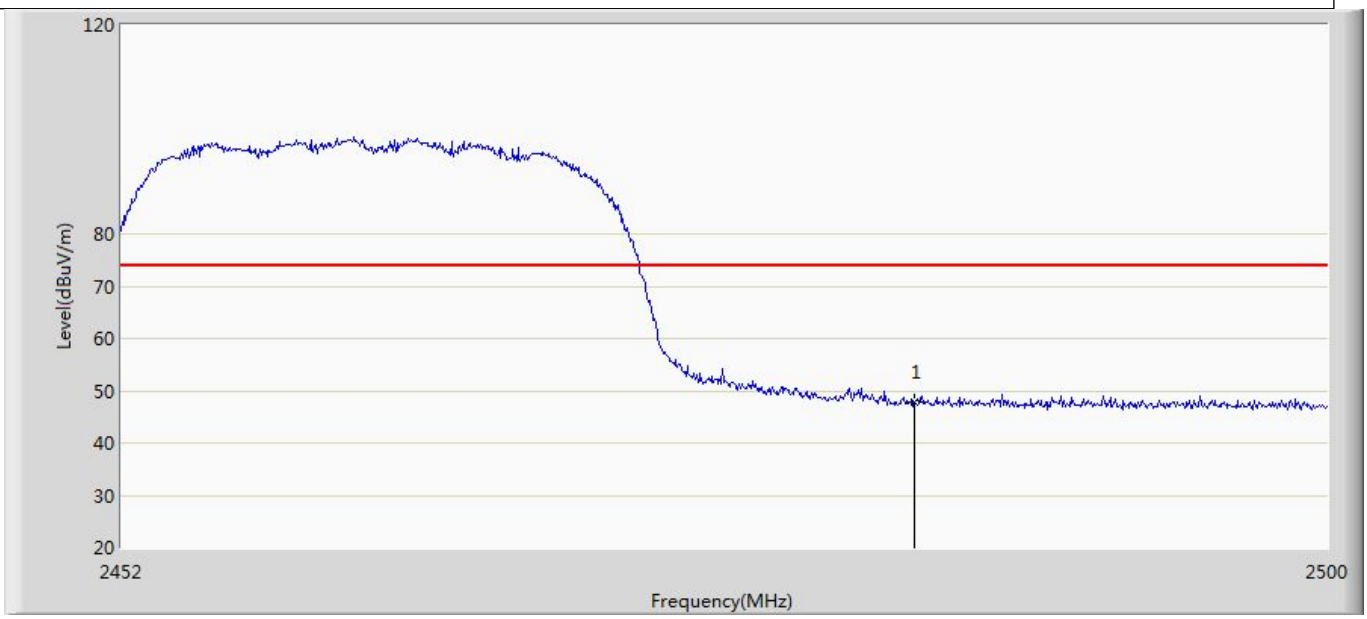

No	Mark	Frequency (MHz)	Measure Level (dBuV/m)	Reading Level (dBuV)	Over Limit (dB)	Limit (dBuV/m)	Factor (dB)	Type
1	*	2483.500	47.931	13.475	-26.069	74.000	34.456	PK

Profile: 2410620R	Page No.: 16
Engineer: Pengchengyang	
Site: AC5	Time: 2024/03/06 - 20:49
Limit: FCC_Part15.209_RE(3m)	Margin: 0
Probe: Horn_3117_00167055(1-18GHz)	Polarity: Vertical
EUT: SKI.WB663U.2	Power: 120Vac/60Hz
Note: Mode 3：Transmit at 2462MHz by 802.11n(20MHz) with Ant0+Ant1	

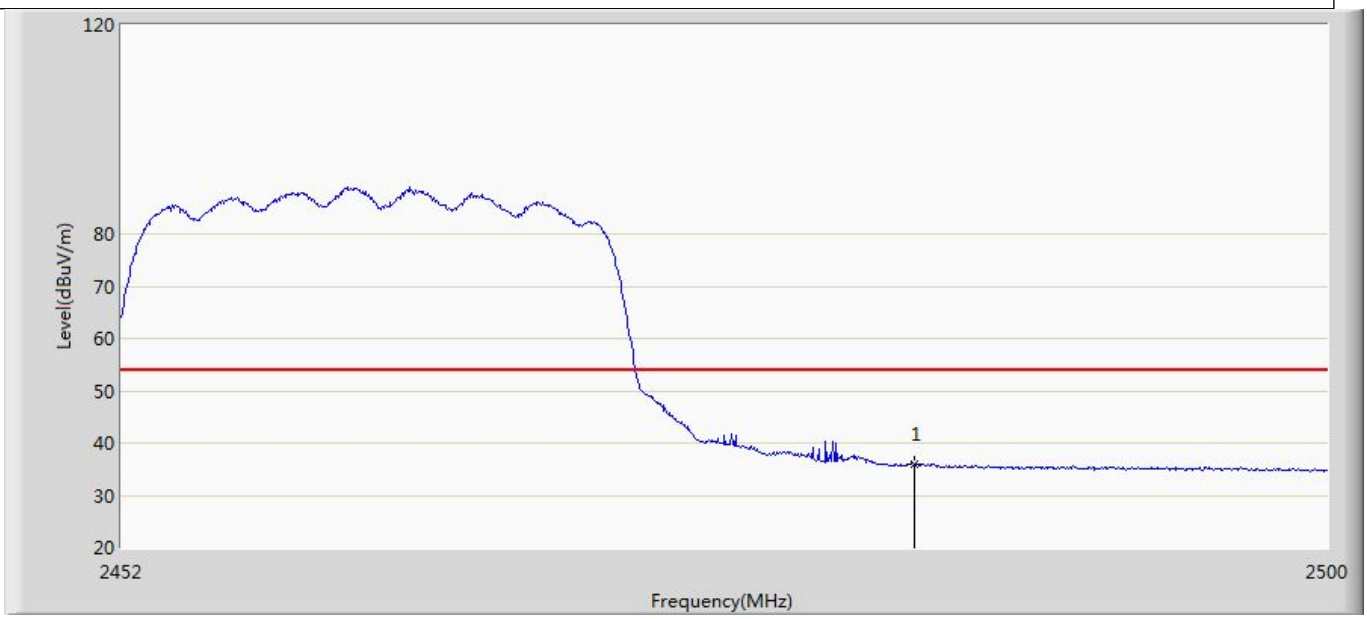

No	Mark	Frequency (MHz)	Measure Level (dBuV/m)	Reading Level (dBuV)	Over Limit (dB)	Limit (dBuV/m)	Factor (dB)	Type
1	*	2483.500	35.836	1.380	-18.164	54.000	34.456	AV

Profile: 2410620R	Page No.: 17
Engineer: Pengchengyang	
Site: AC5	Time: 2024/03/06 - 20:50
Limit: FCC_Part15.209_RE(3m)	Margin: 0
Probe: Horn_3117_00167055(1-18GHz)	Polarity: Horizontal
EUT: SKI.WB663U.2	Power: 120Vac/60Hz
Note: Mode 4：Transmit at 2422MHz by 802.11n(40MHz) with Ant0+Ant1	

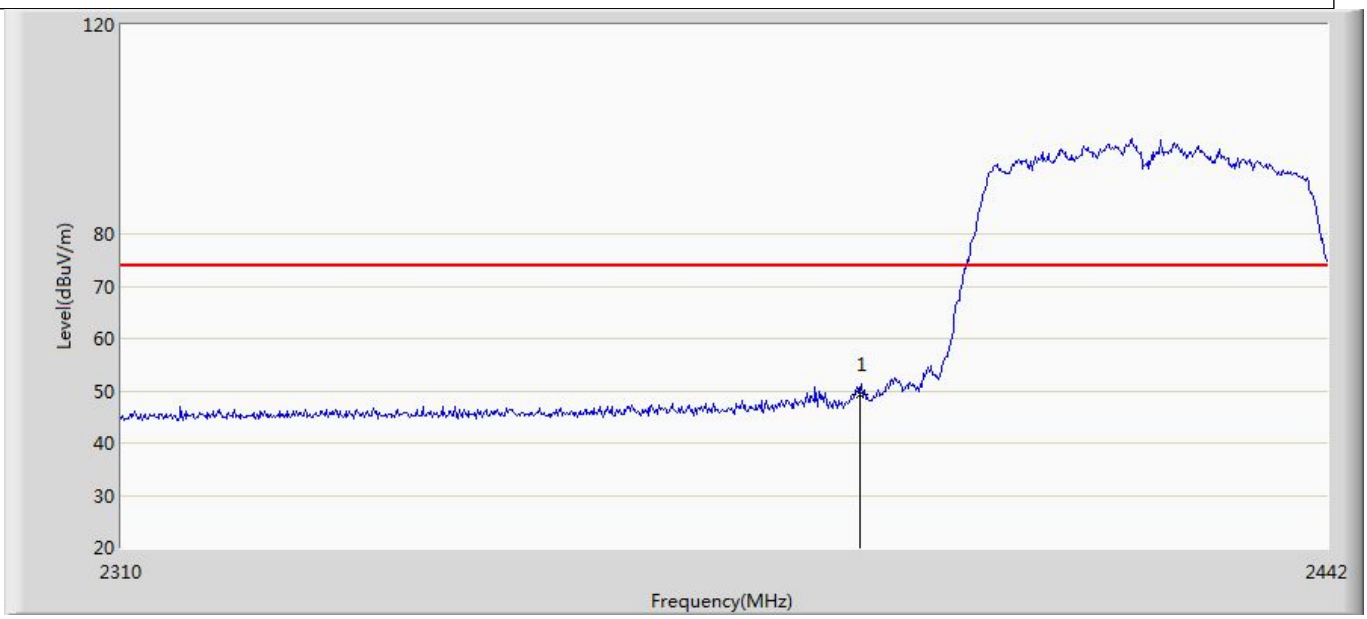

No	Mark	Frequency (MHz)	Measure Level (dBuV/m)	Reading Level (dBuV)	Over Limit (dB)	Limit (dBuV/m)	Factor (dB)	Type
1	*	2390.000	49.372	15.221	-24.628	74.000	34.151	PK

Profile: 2410620R	Page No.: 18
Engineer: Pengchengyang	
Site: AC5	Time: 2024/03/06 - 20:53
Limit: FCC_Part15.209_RE(3m)	Margin: 0
Probe: Horn_3117_00167055(1-18GHz)	Polarity: Horizontal
EUT: SKI.WB663U.2	Power: 120Vac/60Hz
Note: Mode 4：Transmit at 2422MHz by 802.11n(40MHz) with Ant0+Ant1	

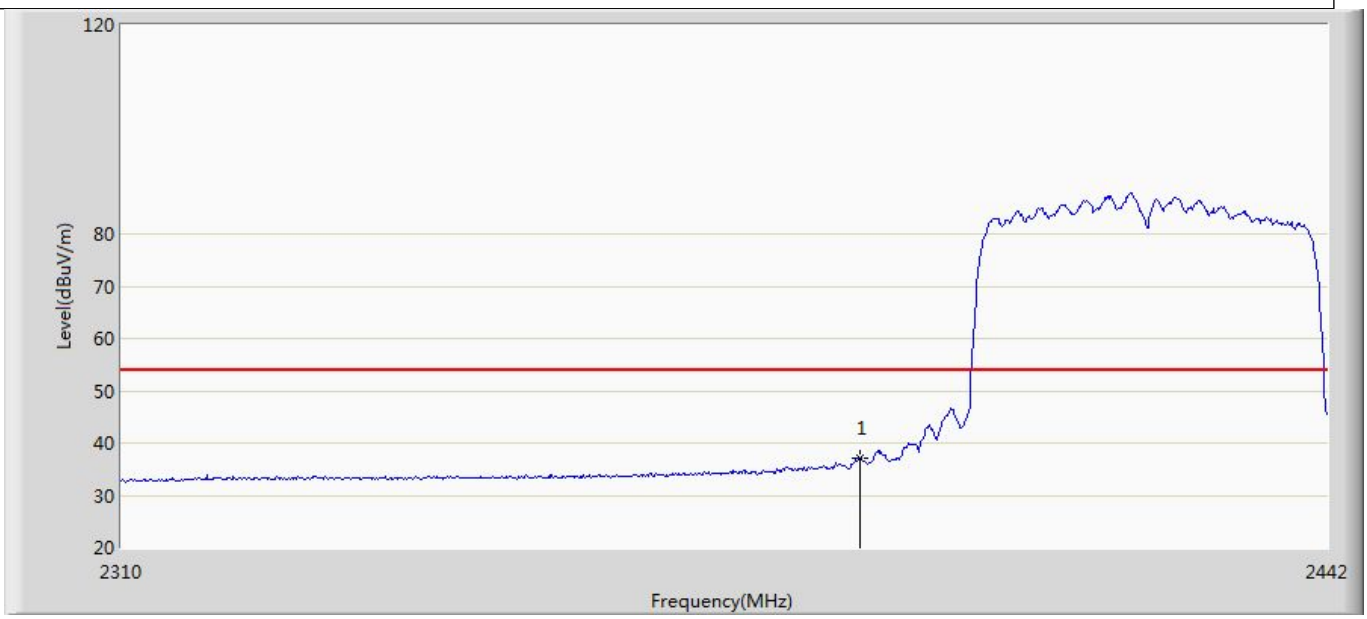

No	Mark	Frequency (MHz)	Measure Level (dBuV/m)	Reading Level (dBuV)	Over Limit (dB)	Limit (dBuV/m)	Factor (dB)	Type
1	*	2390.000	37.170	3.019	-16.830	54.000	34.151	AV

Profile: 2410620R	Page No.: 19
Engineer: Pengchengyang	
Site: AC5	Time: 2024/03/06 - 20:53
Limit: FCC_Part15.209_RE(3m)	Margin: 0
Probe: Horn_3117_00167055(1-18GHz)	Polarity: Vertical
EUT: SKI.WB663U.2	Power: 120Vac/60Hz
Note: Mode 4：Transmit at 2422MHz by 802.11n(40MHz) with Ant0+Ant1	

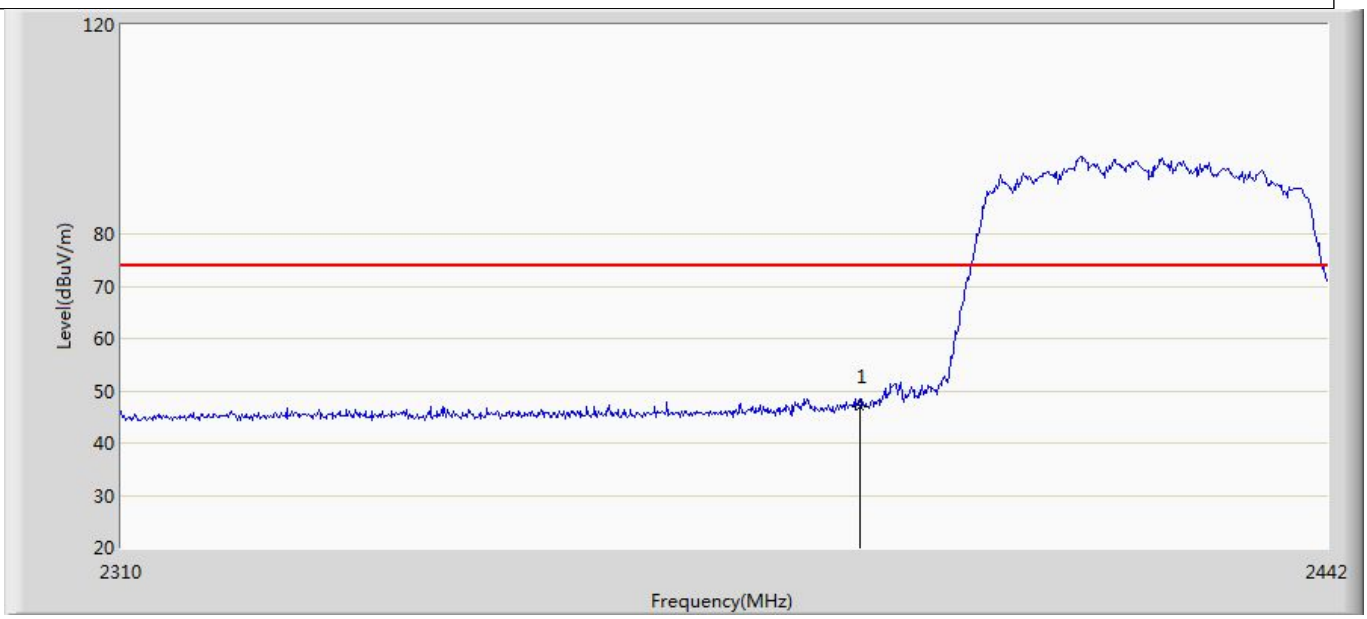

No	Mark	Frequency (MHz)	Measure Level (dBuV/m)	Reading Level (dBuV)	Over Limit (dB)	Limit (dBuV/m)	Factor (dB)	Type
1	*	2390.000	46.892	12.741	-27.108	74.000	34.151	PK

Profile: 2410620R	Page No.: 20
Engineer: Pengchengyang	
Site: AC5	Time: 2024/03/06 - 20:53
Limit: FCC_Part15.209_RE(3m)	Margin: 0
Probe: Horn_3117_00167055(1-18GHz)	Polarity: Vertical
EUT: SKI.WB663U.2	Power: 120Vac/60Hz
Note: Mode 4：Transmit at 2422MHz by 802.11n(40MHz) with Ant0+Ant1	

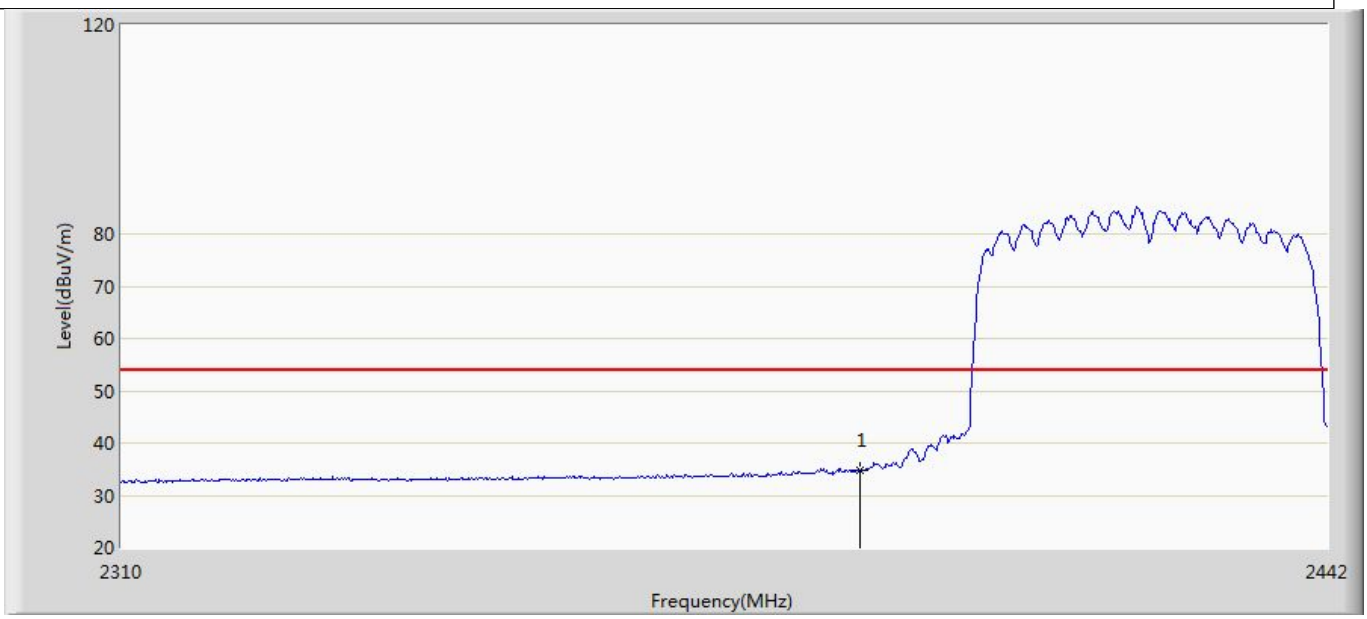

No	Mark	Frequency (MHz)	Measure Level (dBuV/m)	Reading Level (dBuV)	Over Limit (dB)	Limit (dBuV/m)	Factor (dB)	Type
1	*	2390.000	34.766	0.615	-19.234	54.000	34.151	AV

Profile: 2410620R	Page No.: 21
Engineer: Pengchengyang	
Site: AC5	Time: 2024/03/06 - 20:58
Limit: FCC_Part15.209_RE(3m)	Margin: 0
Probe: Horn_3117_00167055(1-18GHz)	Polarity: Horizontal
EUT: SKI.WB663U.2	Power: 120Vac/60Hz
Note: Mode 4：Transmit at 2452MHz by 802.11n(40MHz) with Ant0+Ant1	

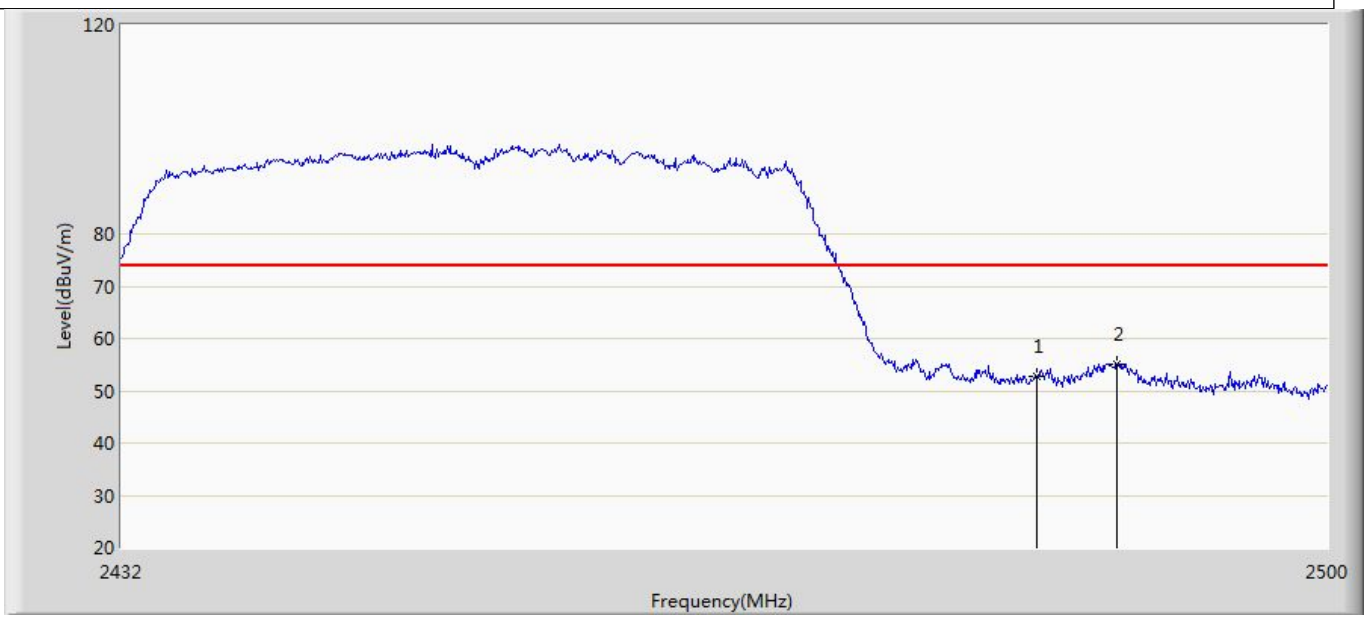

No	Mark	Frequency (MHz)	Measure Level (dBuV/m)	Reading Level (dBuV)	Over Limit (dB)	Limit (dBuV/m)	Factor (dB)	Type
1		2483.500	52.680	18.224	-21.320	74.000	34.456	PK
2	*	2488.032	55.036	20.530	-18.964	74.000	34.506	PK

Profile: 2410620R	Page No.: 22
Engineer: Pengchengyang	
Site: AC5	Time: 2024/03/06 - 20:59
Limit: FCC_Part15.209_RE(3m)	Margin: 0
Probe: Horn_3117_00167055(1-18GHz)	Polarity: Horizontal
EUT: SKI.WB663U.2	Power: 120Vac/60Hz
Note: Mode 4：Transmit at 2452MHz by 802.11n(40MHz) with Ant0+Ant1	

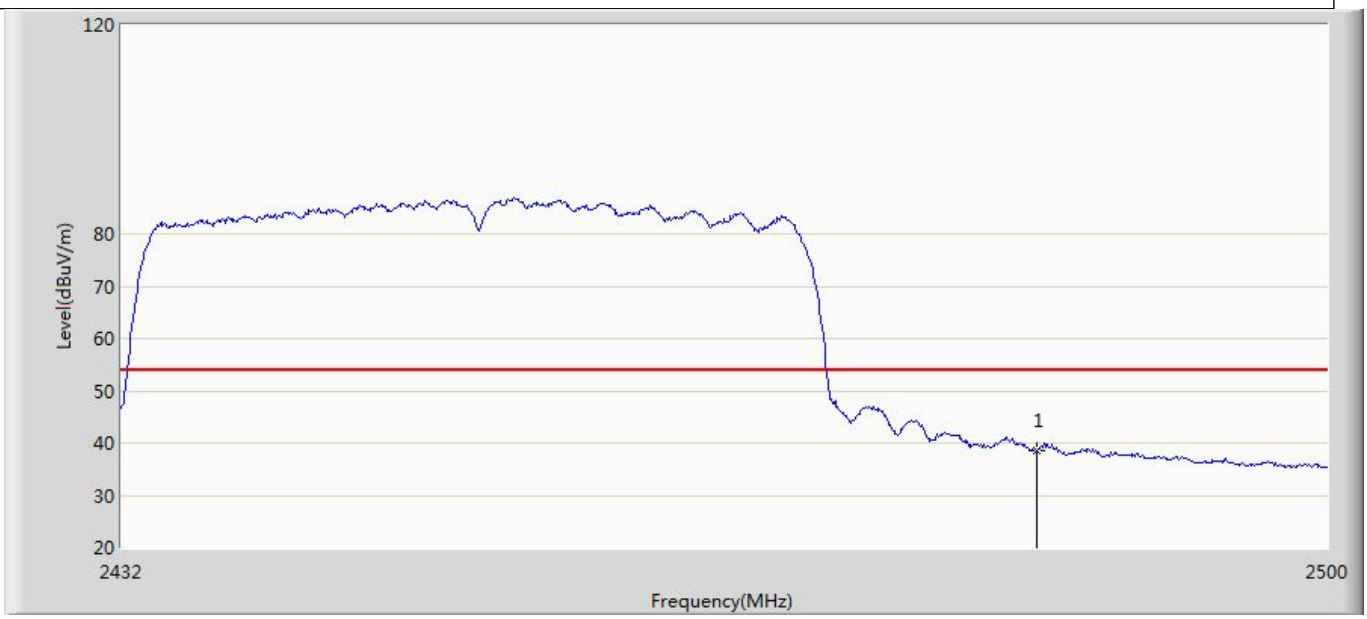

No	Mark	Frequency (MHz)	Measure Level (dBuV/m)	Reading Level (dBuV)	Over Limit (dB)	Limit (dBuV/m)	Factor (dB)	Type
1	*	2483.500	38.622	4.166	-15.378	54.000	34.456	AV

Profile: 2410620R	Page No.: 23
Engineer: Pengchengyang	
Site: AC5	Time: 2024/03/06 - 20:59
Limit: FCC_Part15.209_RE(3m)	Margin: 0
Probe: Horn_3117_00167055(1-18GHz)	Polarity: Vertical
EUT: SKI.WB663U.2	Power: 120Vac/60Hz
Note: Mode 4：Transmit at 2452MHz by 802.11n(40MHz) with Ant0+Ant1	

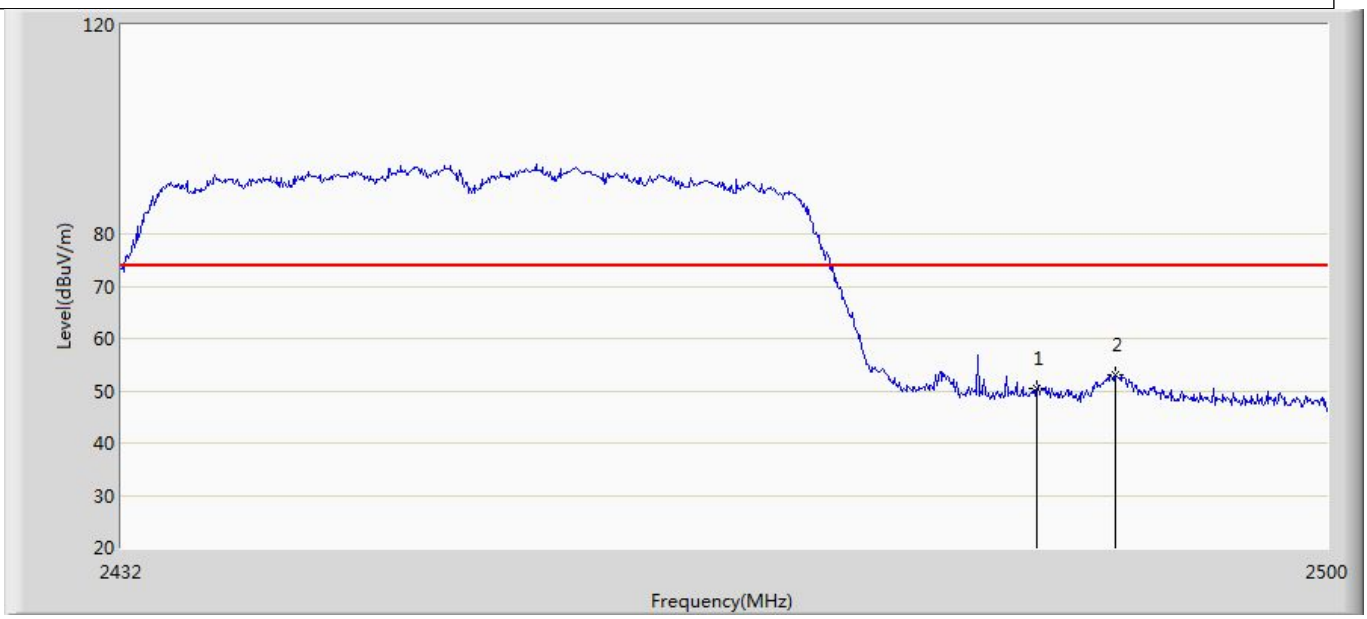

No	Mark	Frequency (MHz)	Measure Level (dBuV/m)	Reading Level (dBuV)	Over Limit (dB)	Limit (dBuV/m)	Factor (dB)	Type
1		2483.500	50.434	15.978	-23.566	74.000	34.456	PK
2	*	2487.896	53.185	18.681	-20.815	74.000	34.505	PK

Profile: 2410620R	Page No.: 24
Engineer: Pengchengyang	
Site: AC5	Time: 2024/03/06 - 20:59
Limit: FCC_Part15.209_RE(3m)	Margin: 0
Probe: Horn_3117_00167055(1-18GHz)	Polarity: Vertical
EUT: SKI.WB663U.2	Power: 120Vac/60Hz
Note: Mode 4：Transmit at 2452MHz by 802.11n(40MHz) with Ant0+Ant1	

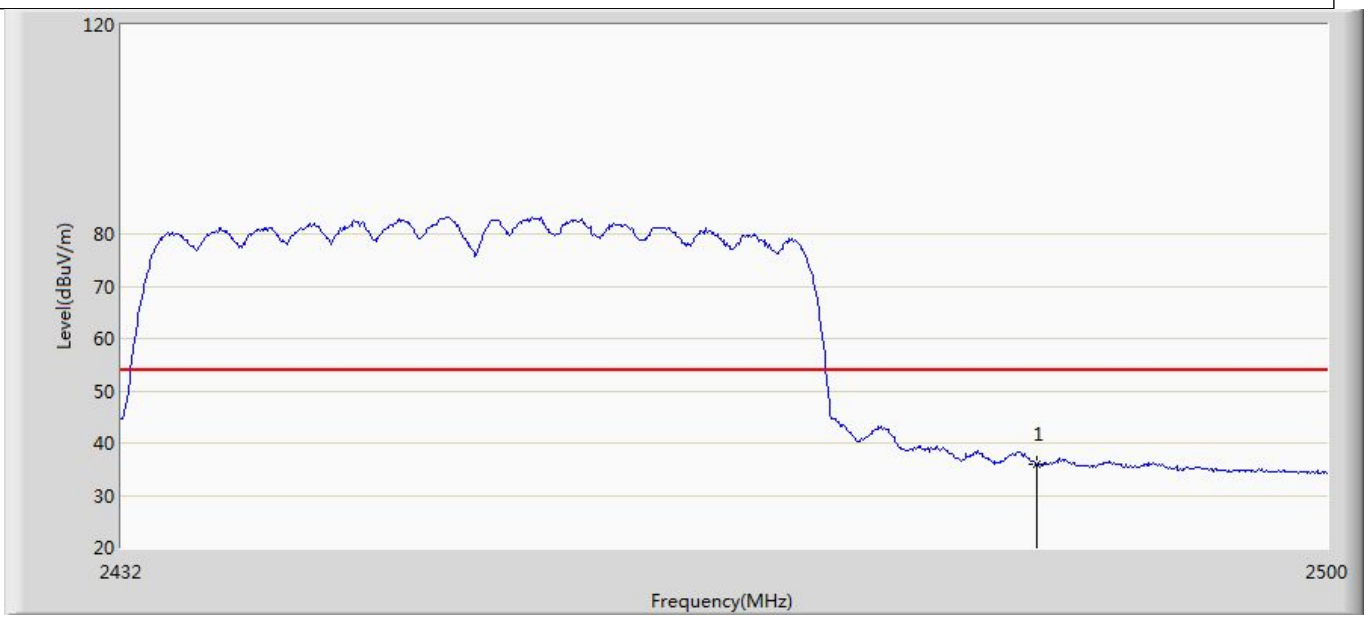

No	Mark	Frequency (MHz)	Measure Level (dBuV/m)	Reading Level (dBuV)	Over Limit (dB)	Limit (dBuV/m)	Factor (dB)	Type
1	*	2483.500	35.962	1.506	-18.038	54.000	34.456	AV

Note:
1. " * ", means this data is the worst emission level.
2. Measurement Level = Reading Level + Factor(Probe+Cable-Amp). Test Photograph.
3. We evaluated/tested SISO and MIMO modes, only the worst data is shown in the report..

Appendix C: Emissions in Restricted Bands

Profile: 2410620R	Page No.: 25
Engineer: PengchengYang	
Site: AC5	Time: 2024/03/08 - 13:36
Limit: FCC_Part15.209_RE(3m)	Margin: 0
Probe: Horn_3117_00167055(1-18GHz)	Polarity: Horizontal
EUT: SKI.WB663U.2	Power: 120Vac/60Hz
Note: Mode 1：Transmit at 2412MHz by 802.11b with Ant0	

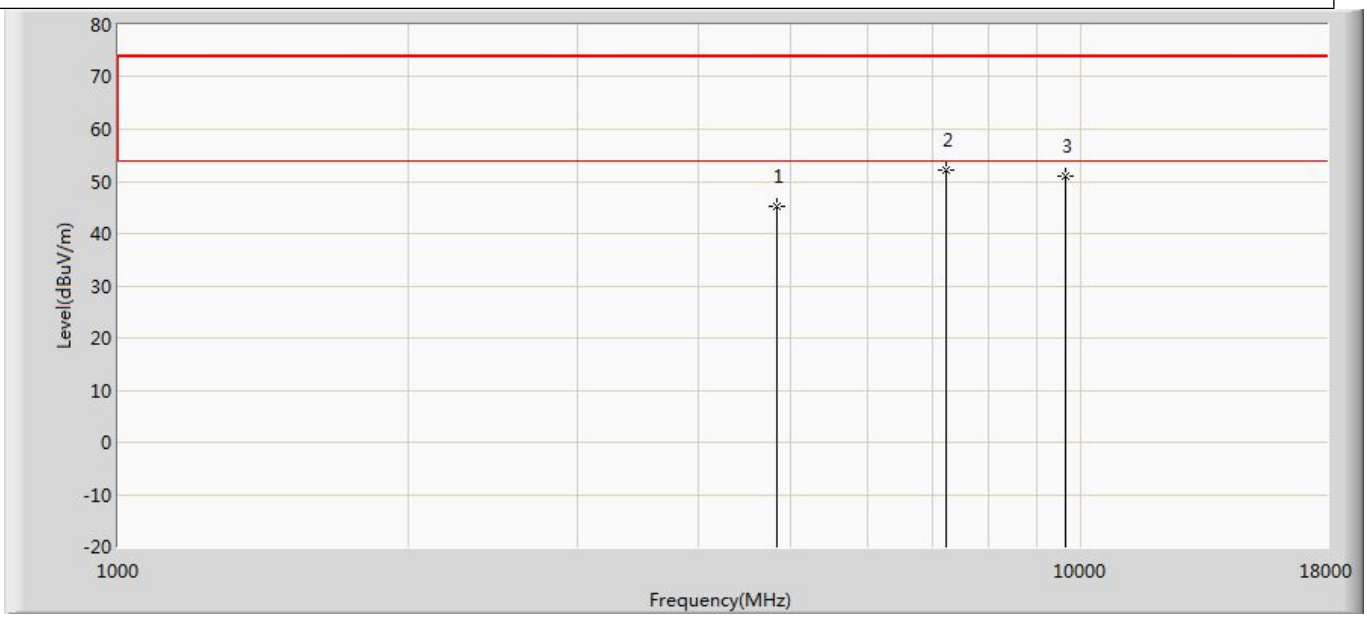

No	Mark	Frequency (MHz)	Measure Level (dBuV/m)	Reading Level (dBuV)	Over Limit (dB)	Limit (dBuV/m)	Factor (dB)	Type
1		4824.000	45.151	57.071	-28.849	74.000	-11.920	PK
2	*	7239.000	52.078	58.758	-21.922	74.000	-6.680	PK
3		9648.000	51.078	54.852	-22.922	74.000	-3.774	PK

Profile: 2410620R	Page No.: 26
Engineer: PengchengYang	
Site: AC5	Time: 2024/03/08 - 13:37
Limit: FCC_Part15.209_RE(3m)	Margin: 0
Probe: Horn_3117_00167055(1-18GHz)	Polarity: Vertical
EUT: SKI.WB663U.2	Power: 120Vac/60Hz
Note: Mode 1：Transmit at 2412MHz by 802.11b with Ant0	

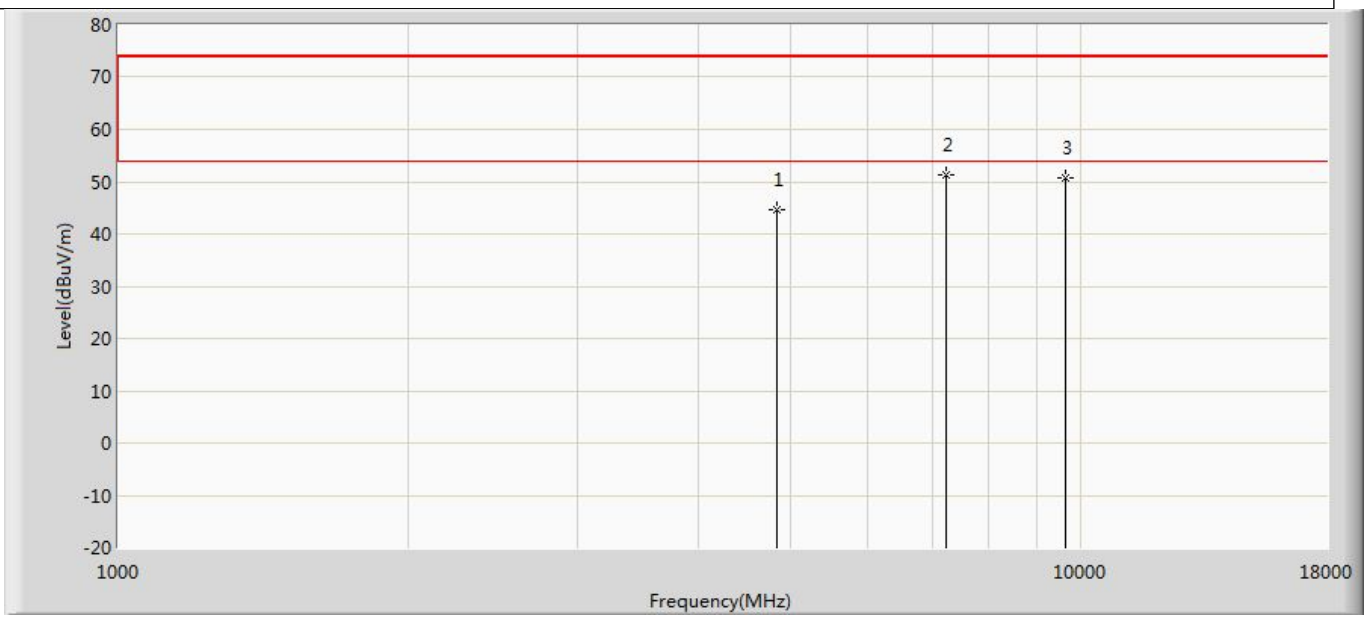

No	Mark	Frequency (MHz)	Measure Level (dBuV/m)	Reading Level (dBuV)	Over Limit (dB)	Limit (dBuV/m)	Factor (dB)	Type
1		4824.000	44.780	56.700	-29.220	74.000	-11.920	PK
2	*	7239.000	51.348	58.028	-22.652	74.000	-6.680	PK
3		9648.000	50.693	54.467	-23.307	74.000	-3.774	PK

Profile: 2410620R	Page No.: 27
Engineer: PengchengYang	
Site: AC5	Time: 2024/03/08 - 13:37
Limit: FCC_Part15.209_RE(3m)	Margin: 0
Probe: Horn_3117_00167055(1-18GHz)	Polarity: Horizontal
EUT: SKI.WB663U.2	Power: 120Vac/60Hz
Note: Mode 1：Transmit at 2437MHz by 802.11b with Ant0	

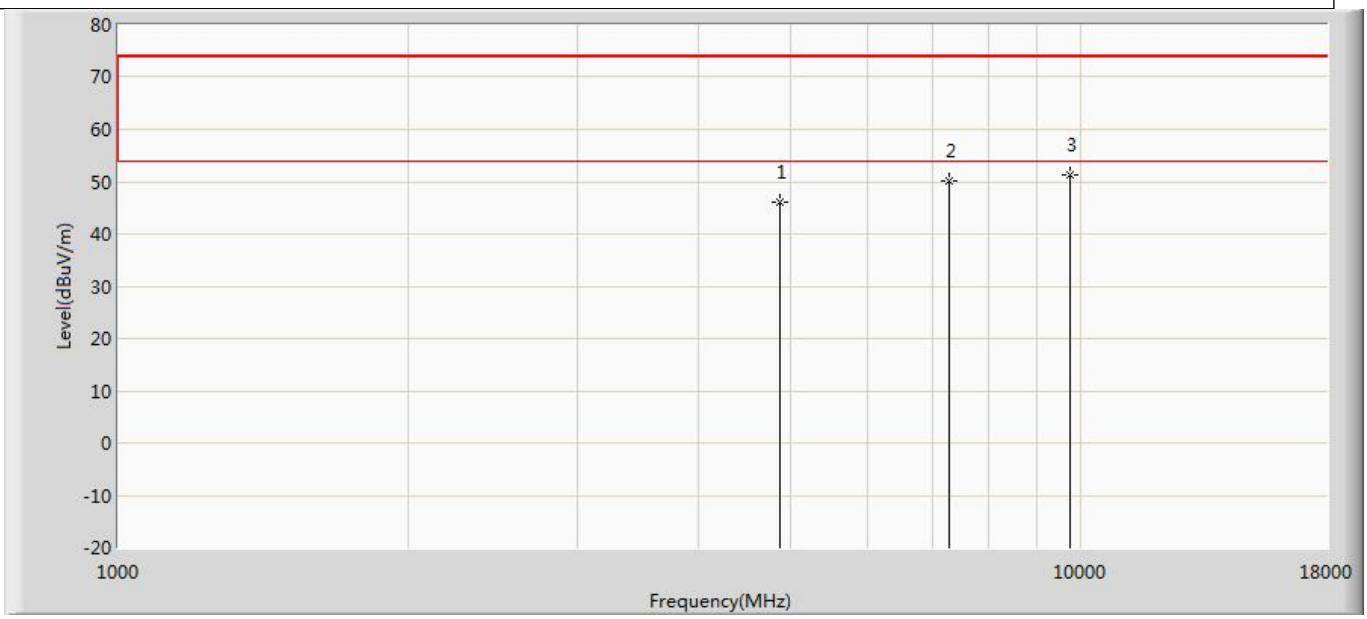

No	Mark	Frequency (MHz)	Measure Level (dBuV/m)	Reading Level (dBuV)	Over Limit (dB)	Limit (dBuV/m)	Factor (dB)	Type
1		4874.000	46.038	56.512	-27.962	74.000	-10.474	PK
2		7307.000	50.170	57.397	-23.830	74.000	-7.227	PK
3	*	9748.000	51.199	54.093	-22.801	74.000	-2.893	PK

Profile: 2410620R	Page No.: 28
Engineer: PengchengYang	
Site: AC5	Time: 2024/03/08 - 13:37
Limit: FCC_Part15.209_RE(3m)	Margin: 0
Probe: Horn_3117_00167055(1-18GHz)	Polarity: Vertical
EUT: SKI.WB663U.2	Power: 120Vac/60Hz
Note: Mode 1：Transmit at 2437MHz by 802.11b with Ant0	

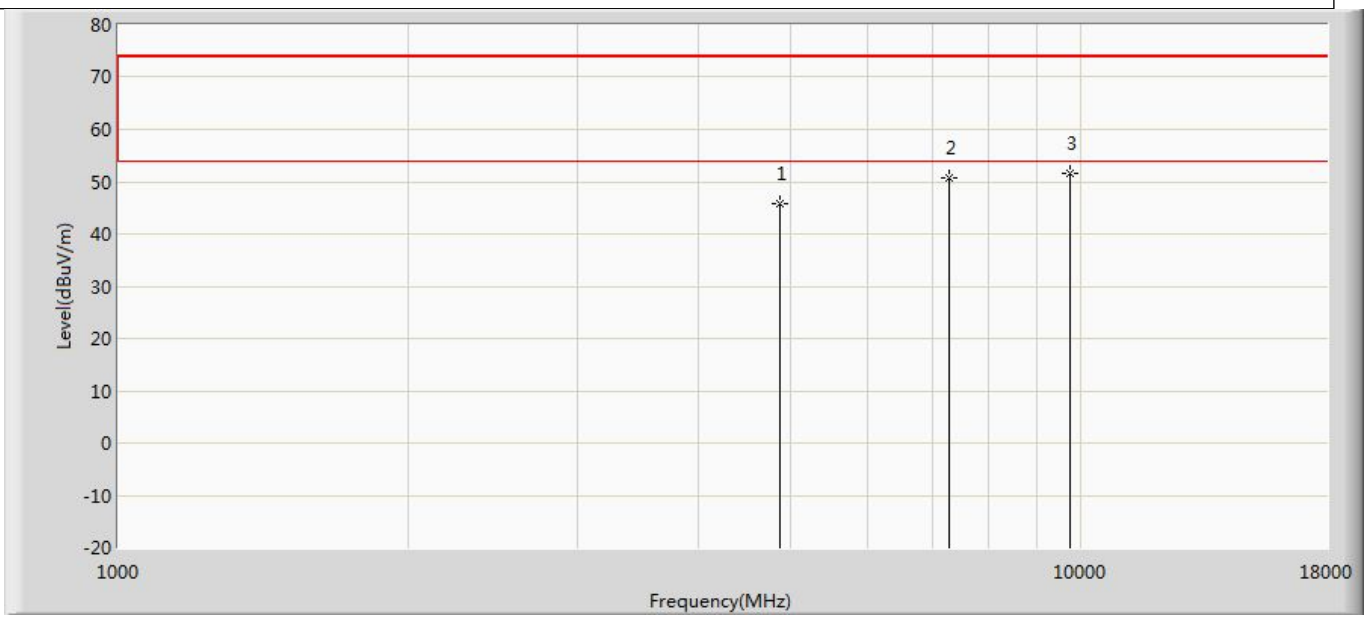

No	Mark	Frequency (MHz)	Measure Level (dBuV/m)	Reading Level (dBuV)	Over Limit (dB)	Limit (dBuV/m)	Factor (dB)	Type
1		4874.000	45.872	56.346	-28.128	74.000	-10.474	PK
2		7307.000	50.729	57.956	-23.271	74.000	-7.227	PK
3	*	9748.000	51.704	54.598	-22.296	74.000	-2.893	PK

Profile: 2410620R	Page No.: 29
Engineer: PengchengYang	
Site: AC5	Time: 2024/03/08 - 13:37
Limit: FCC_Part15.209_RE(3m)	Margin: 0
Probe: Horn_3117_00167055(1-18GHz)	Polarity: Horizontal
EUT: SKI.WB663U.2	Power: 120Vac/60Hz
Note: Mode 1：Transmit at 2462MHz by 802.11b with Ant0	

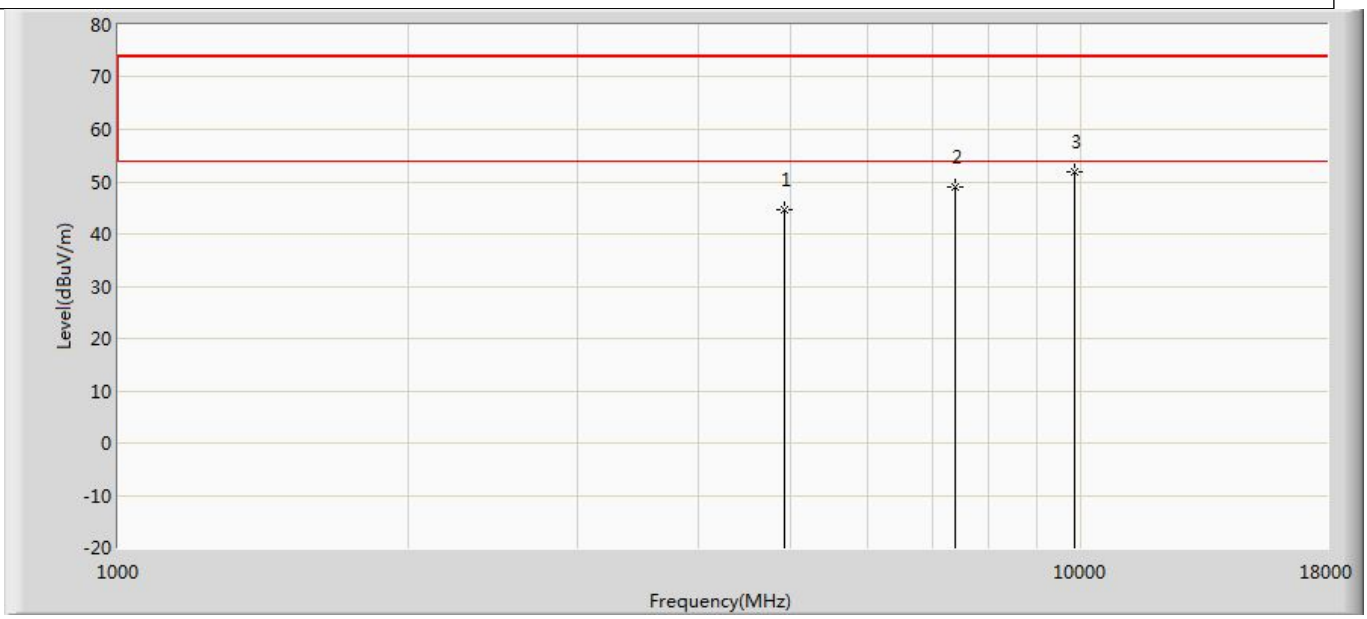

No	Mark	Frequency (MHz)	Measure Level (dBuV/m)	Reading Level (dBuV)	Over Limit (dB)	Limit (dBuV/m)	Factor (dB)	Type
1		4924.000	44.661	56.272	-29.339	74.000	-11.611	PK
2		7392.000	49.123	55.896	-24.877	74.000	-6.773	PK
3	*	9848.000	51.818	54.284	-22.182	74.000	-2.466	PK

Profile: 2410620R	Page No.: 30
Engineer: PengchengYang	
Site: AC5	Time: 2024/03/08 - 13:37
Limit: FCC_Part15.209_RE(3m)	Margin: 0
Probe: Horn_3117_00167055(1-18GHz)	Polarity: Vertical
EUT: SKI.WB663U.2	Power: 120Vac/60Hz
Note: Mode 1：Transmit at 2462MHz by 802.11b with Ant0	

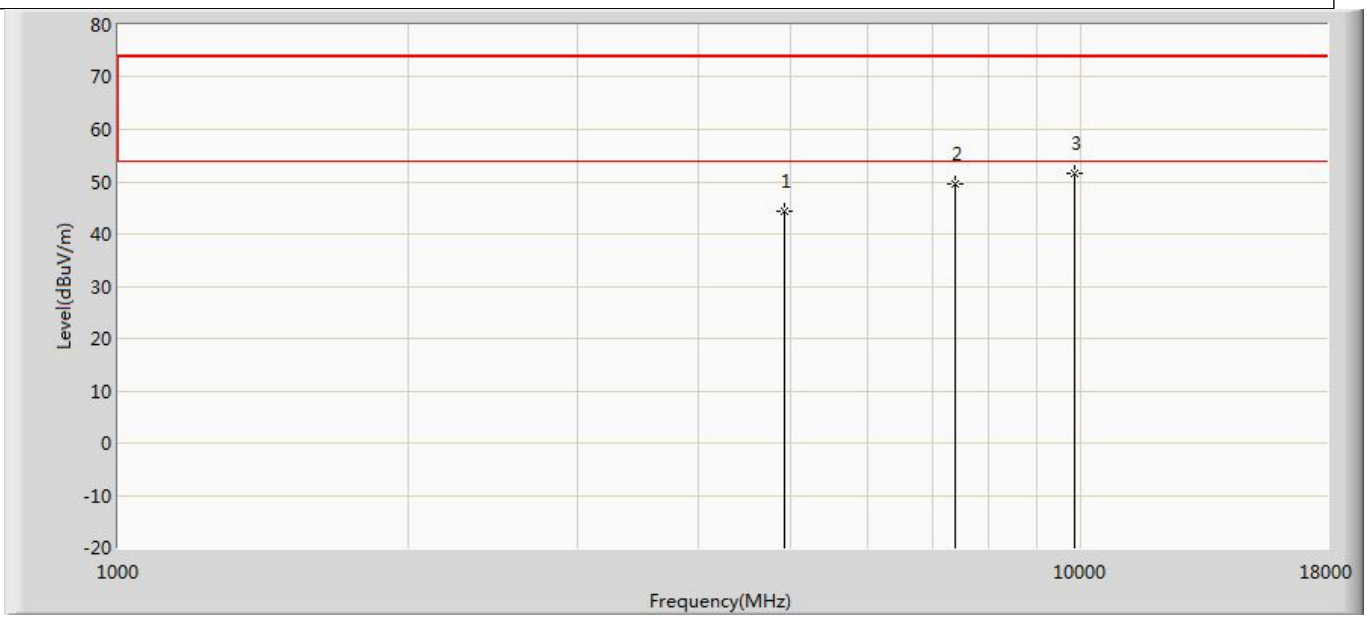

No	Mark	Frequency (MHz)	Measure Level (dBuV/m)	Reading Level (dBuV)	Over Limit (dB)	Limit (dBuV/m)	Factor (dB)	Type
1		4924.000	44.266	55.877	-29.734	74.000	-11.611	PK
2		7392.000	49.509	56.282	-24.491	74.000	-6.773	PK
3	*	9848.000	51.659	54.125	-22.341	74.000	-2.466	PK

Profile: 2410620R	Page No.: 31
Engineer: PengchengYang	
Site: AC5	Time: 2024/03/08 - 13:37
Limit: FCC_Part15.209_RE(3m)	Margin: 0
Probe: Horn_3117_00167055(1-18GHz)	Polarity: Horizontal
EUT: SKI.WB663U.2	Power: 120Vac/60Hz
Note: Mode 2：Transmit at 2412MHz by 802.11g with Ant0	

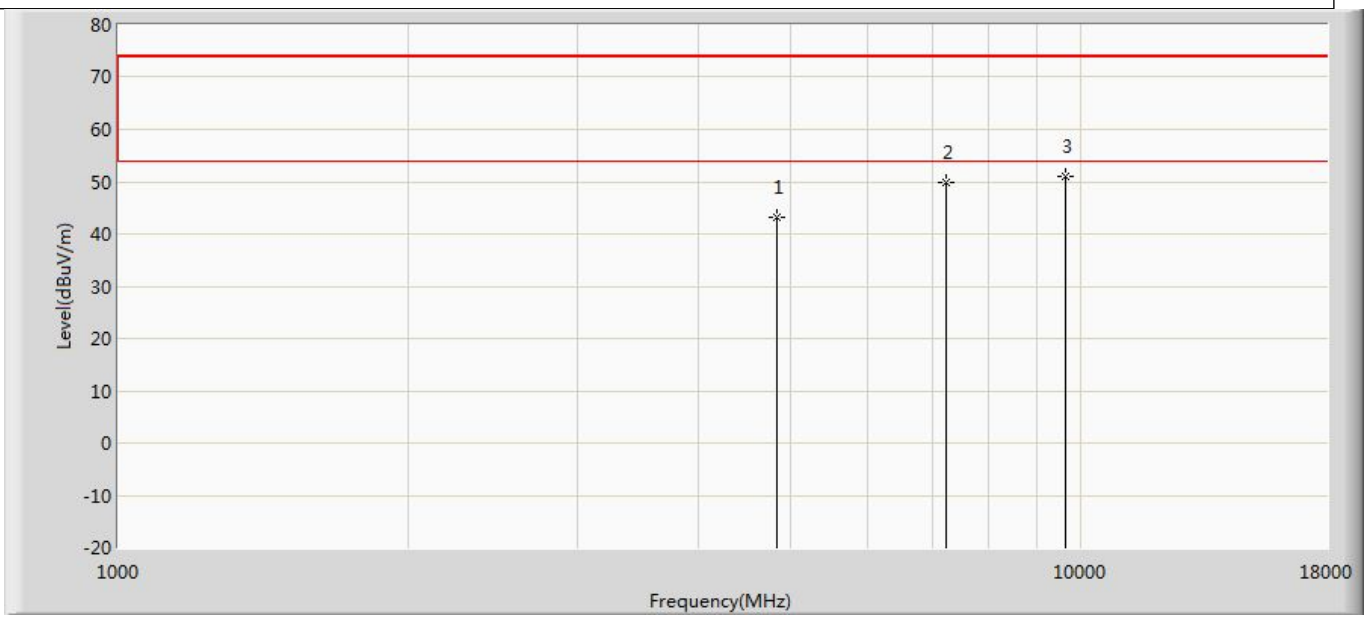

No	Mark	Frequency (MHz)	Measure Level (dBuV/m)	Reading Level (dBuV)	Over Limit (dB)	Limit (dBuV/m)	Factor (dB)	Type
1		4824.000	43.273	55.193	-30.727	74.000	-11.920	PK
2		7239.000	49.843	56.523	-24.157	74.000	-6.680	PK
3	*	9648.000	50.917	54.691	-23.083	74.000	-3.774	PK

Profile: 2410620R	Page No.: 32
Engineer: PengchengYang	
Site: AC5	Time: 2024/03/08 - 13:37
Limit: FCC_Part15.209_RE(3m)	Margin: 0
Probe: Horn_3117_00167055(1-18GHz)	Polarity: Vertical
EUT: SKI.WB663U.2	Power: 120Vac/60Hz
Note: Mode 2：Transmit at 2412MHz by 802.11g with Ant0	

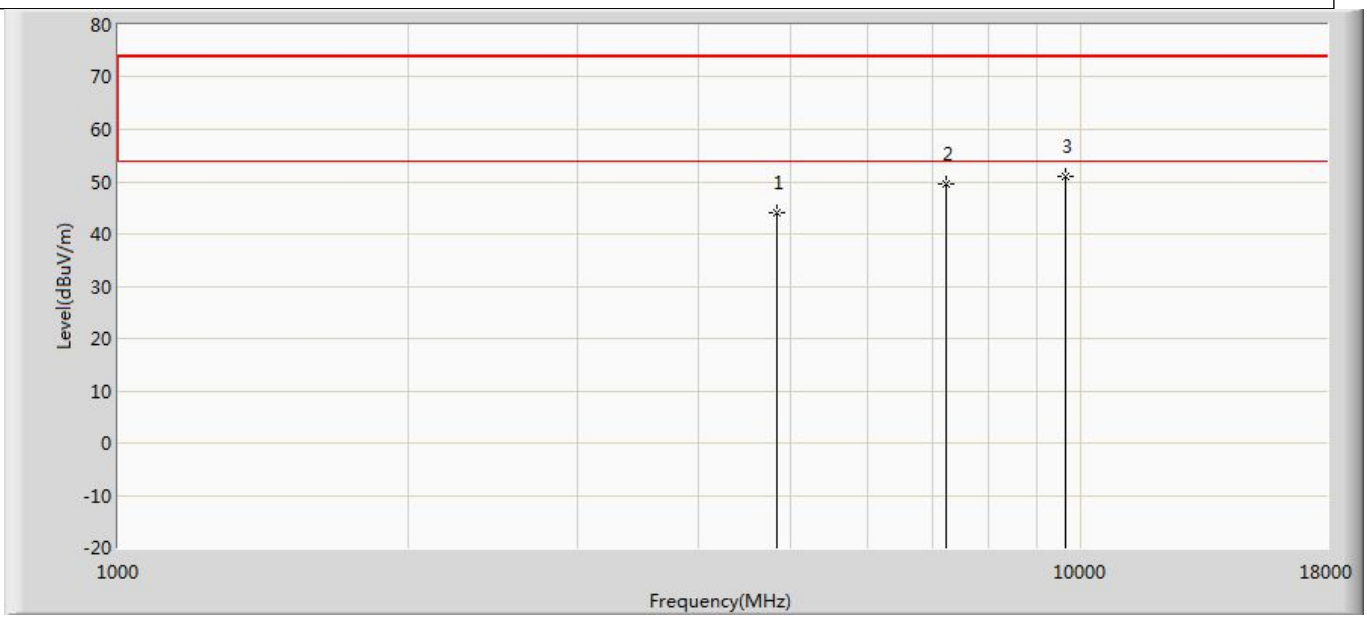

No	Mark	Frequency (MHz)	Measure Level (dBuV/m)	Reading Level (dBuV)	Over Limit (dB)	Limit (dBuV/m)	Factor (dB)	Type
1		4824.000	43.965	55.885	-30.035	74.000	-11.920	PK
2		7239.000	49.707	56.387	-24.293	74.000	-6.680	PK
3	*	9648.000	51.023	54.797	-22.977	74.000	-3.774	PK

Profile: 2410620R	Page No.: 33
Engineer: PengchengYang	
Site: AC5	Time: 2024/03/08 - 13:37
Limit: FCC_Part15.209_RE(3m)	Margin: 0
Probe: Horn_3117_00167055(1-18GHz)	Polarity: Horizontal
EUT: SKI.WB663U.2	Power: 120Vac/60Hz
Note: Mode 2：Transmit at 2437MHz by 802.11g with Ant0	

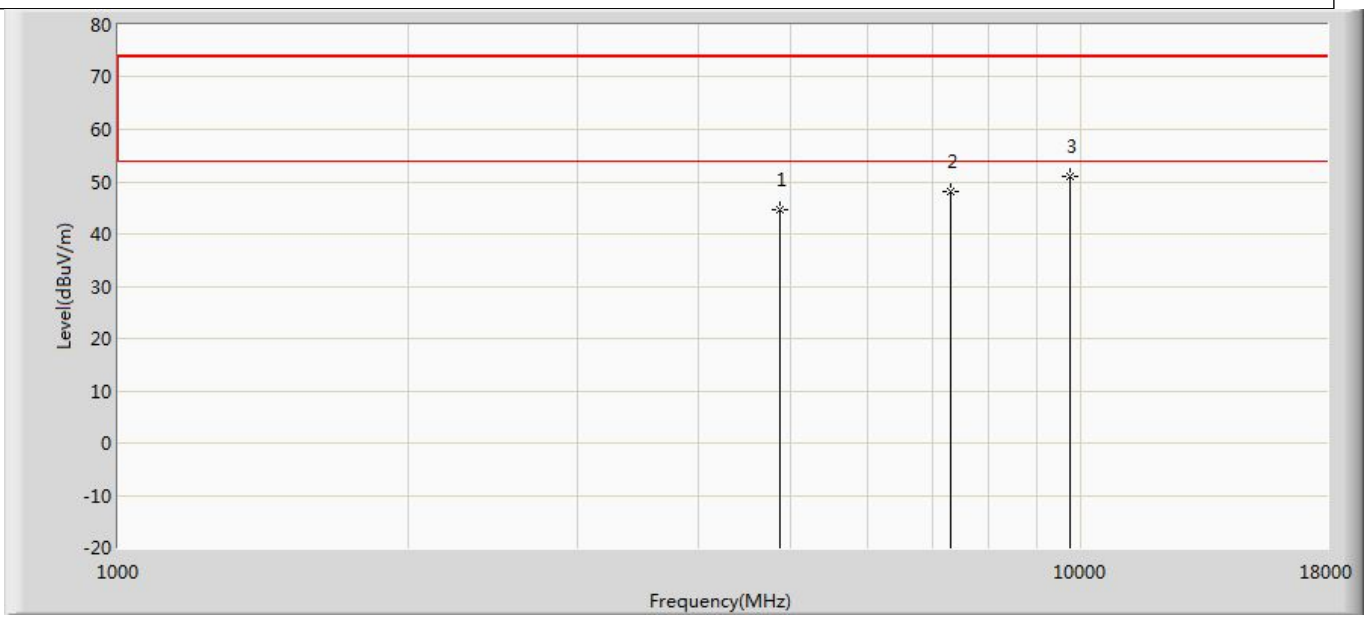

No	Mark	Frequency (MHz)	Measure Level (dBuV/m)	Reading Level (dBuV)	Over Limit (dB)	Limit (dBuV/m)	Factor (dB)	Type
1		4874.000	44.749	55.223	-29.251	74.000	-10.474	PK
2		7311.000	48.225	55.360	-25.775	74.000	-7.135	PK
3	*	9748.000	51.049	53.943	-22.951	74.000	-2.893	PK

Profile: 2410620R	Page No.: 34
Engineer: PengchengYang	
Site: AC5	Time: 2024/03/08 - 13:37
Limit: FCC_Part15.209_RE(3m)	Margin: 0
Probe: Horn_3117_00167055(1-18GHz)	Polarity: Vertical
EUT: SKI.WB663U.2	Power: 120Vac/60Hz
Note: Mode 2：Transmit at 2437MHz by 802.11g with Ant0	

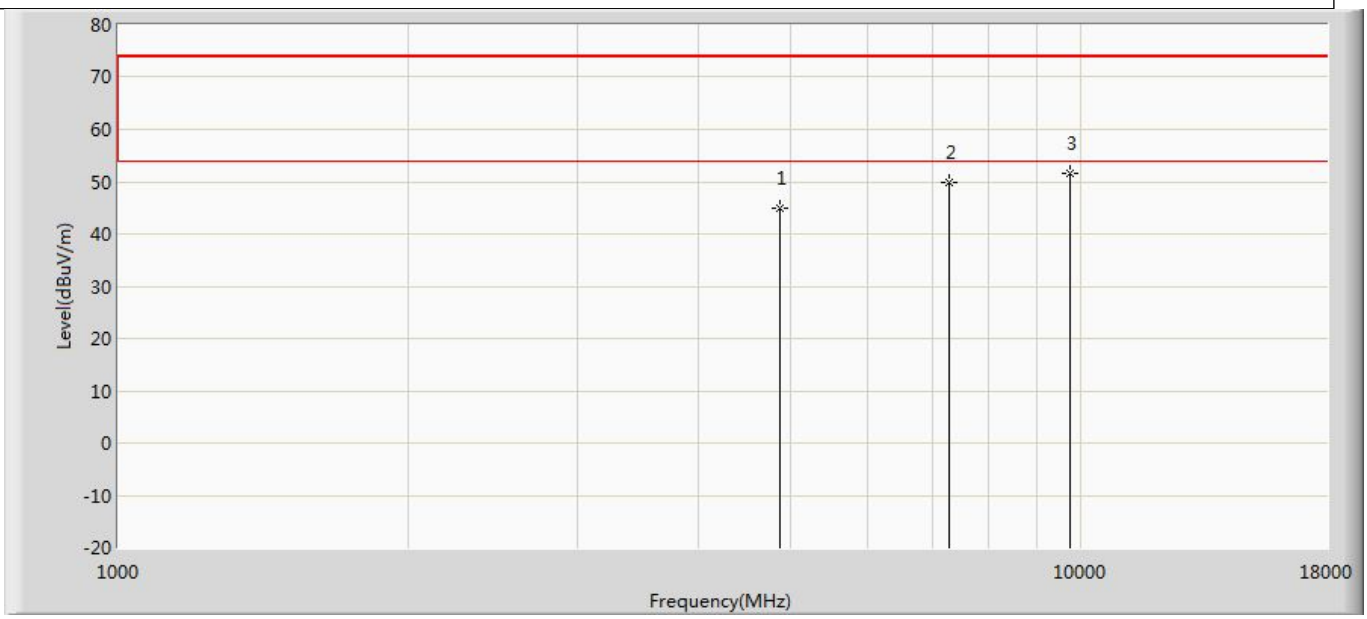

No	Mark	Frequency (MHz)	Measure Level (dBuV/m)	Reading Level (dBuV)	Over Limit (dB)	Limit (dBuV/m)	Factor (dB)	Type
1		4874.000	44.909	55.383	-29.091	74.000	-10.474	PK
2		7307.000	49.912	57.139	-24.088	74.000	-7.227	PK
3	*	9748.000	51.711	54.605	-22.289	74.000	-2.893	PK

Profile: 2410620R	Page No.: 35
Engineer: PengchengYang	
Site: AC5	Time: 2024/03/08 - 13:37
Limit: FCC_Part15.209_RE(3m)	Margin: 0
Probe: Horn_3117_00167055(1-18GHz)	Polarity: Horizontal
EUT: SKI.WB663U.2	Power: 120Vac/60Hz
Note: Mode 2：Transmit at 2462MHz by 802.11g with Ant0	

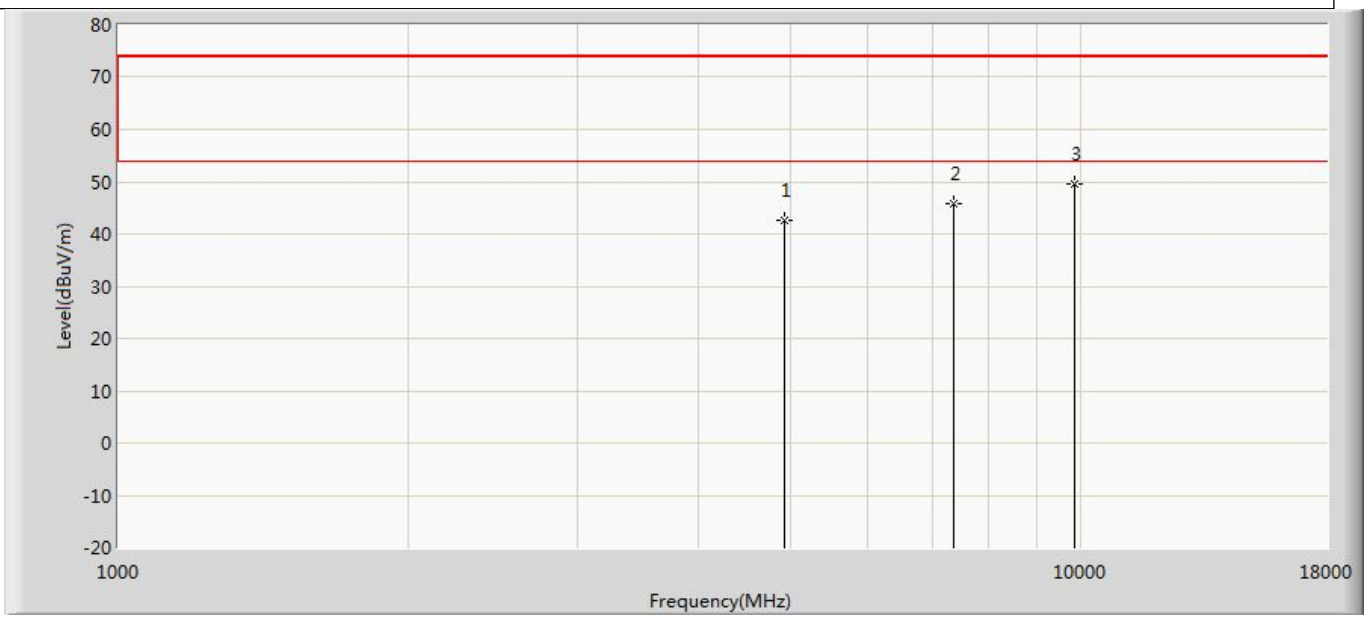

No	Mark	Frequency (MHz)	Measure Level (dBuV/m)	Reading Level (dBuV)	Over Limit (dB)	Limit (dBuV/m)	Factor (dB)	Type
1		4924.000	42.622	54.233	-31.378	74.000	-11.611	PK
2		7386.000	45.754	52.369	-28.246	74.000	-6.615	PK
3	*	9848.000	49.621	52.087	-24.379	74.000	-2.466	PK

Profile: 2410620R	Page No.: 36
Engineer: PengchengYang	
Site: AC5	Time: 2024/03/08 - 13:37
Limit: FCC_Part15.209_RE(3m)	Margin: 0
Probe: Horn_3117_00167055(1-18GHz)	Polarity: Vertical
EUT: SKI.WB663U.2	Power: 120Vac/60Hz
Note: Mode 2：Transmit at 2462MHz by 802.11g with Ant0	

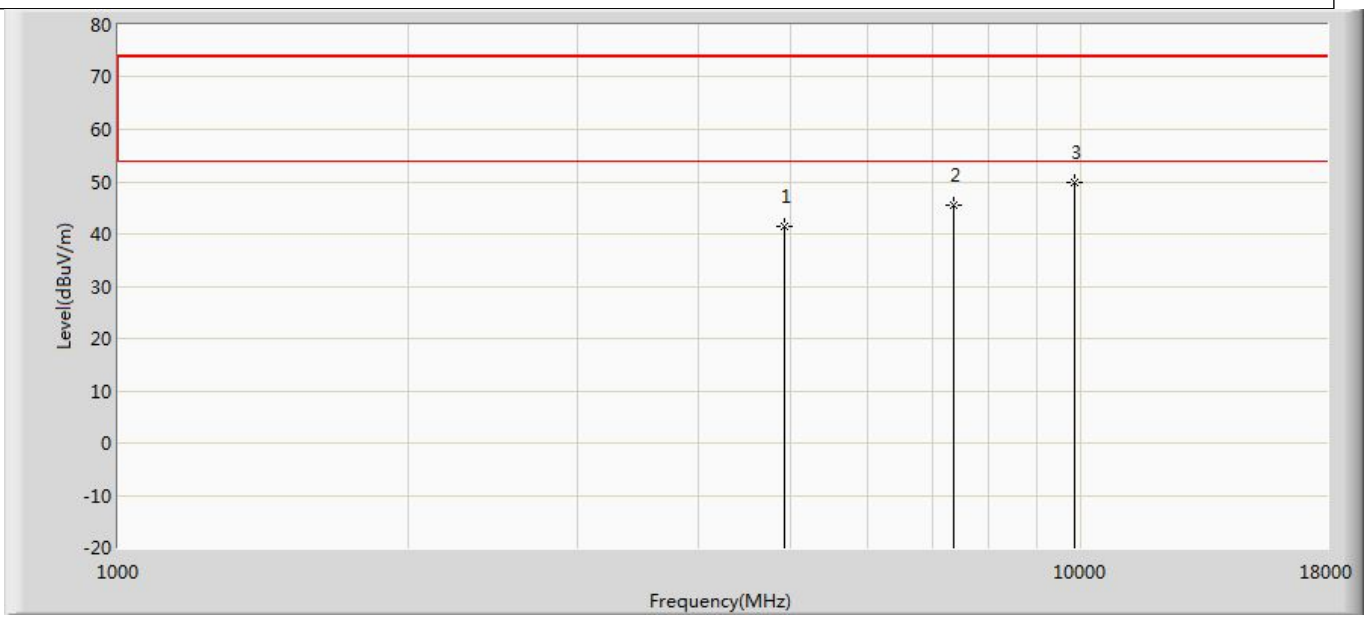

No	Mark	Frequency (MHz)	Measure Level (dBuV/m)	Reading Level (dBuV)	Over Limit (dB)	Limit (dBuV/m)	Factor (dB)	Type
1		4924.000	41.552	53.163	-32.448	74.000	-11.611	PK
2		7386.000	45.578	52.193	-28.422	74.000	-6.615	PK
3	*	9848.000	49.768	52.234	-24.232	74.000	-2.466	PK

Profile: 2410620R	Page No.: 37
Engineer: PengchengYang	
Site: AC5	Time: 2024/03/08 - 13:37
Limit: FCC_Part15.209_RE(3m)	Margin: 0
Probe: Horn_3117_00167055(1-18GHz)	Polarity: Horizontal
EUT: SKI.WB663U.2	Power: 120Vac/60Hz
Note: Mode 3：Transmit at 2412MHz by 802.11n(20MHz) with Ant0+Ant1	

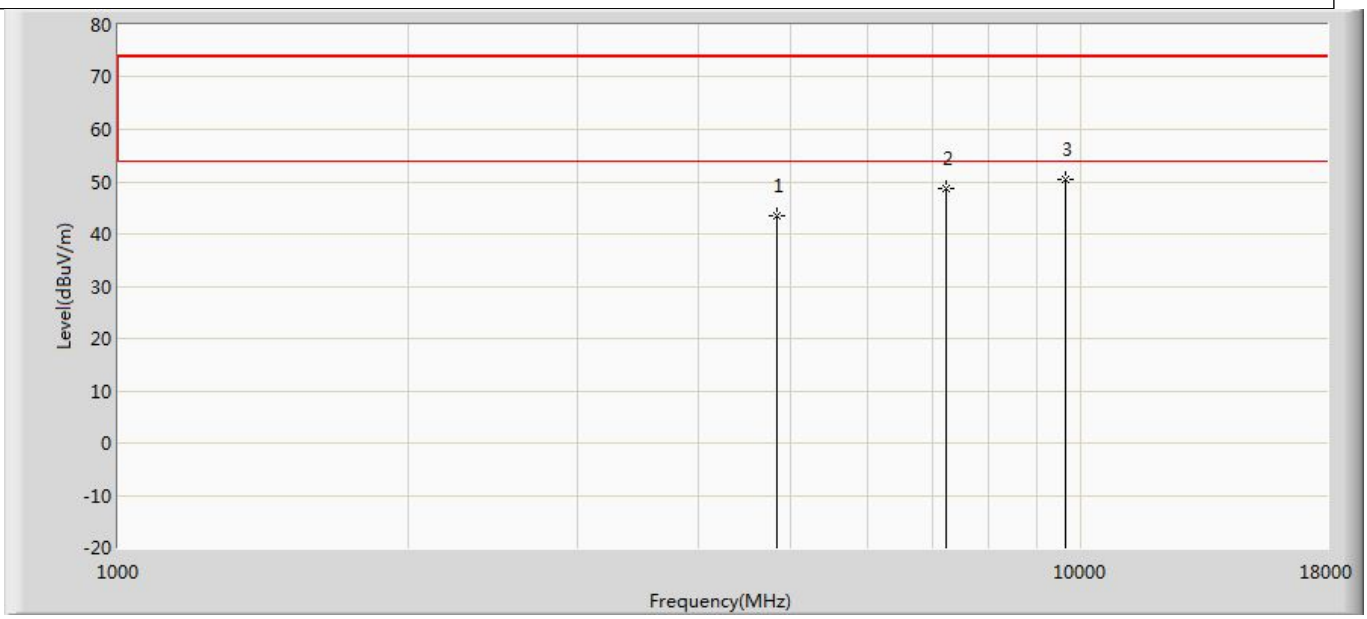

No	Mark	Frequency (MHz)	Measure Level (dBuV/m)	Reading Level (dBuV)	Over Limit (dB)	Limit (dBuV/m)	Factor (dB)	Type
1		4824.000	43.617	55.537	-30.383	74.000	-11.920	PK
2		7236.000	48.821	55.455	-25.179	74.000	-6.634	PK
3	*	9648.000	50.330	54.104	-23.670	74.000	-3.774	PK

Profile: 2410620R	Page No.: 38
Engineer: PengchengYang	
Site: AC5	Time: 2024/03/08 - 13:37
Limit: FCC_Part15.209_RE(3m)	Margin: 0
Probe: Horn_3117_00167055(1-18GHz)	Polarity: Vertical
EUT: SKI.WB663U.2	Power: 120Vac/60Hz
Note: Mode 3：Transmit at 2412MHz by 802.11n(20MHz) with Ant0+Ant1	

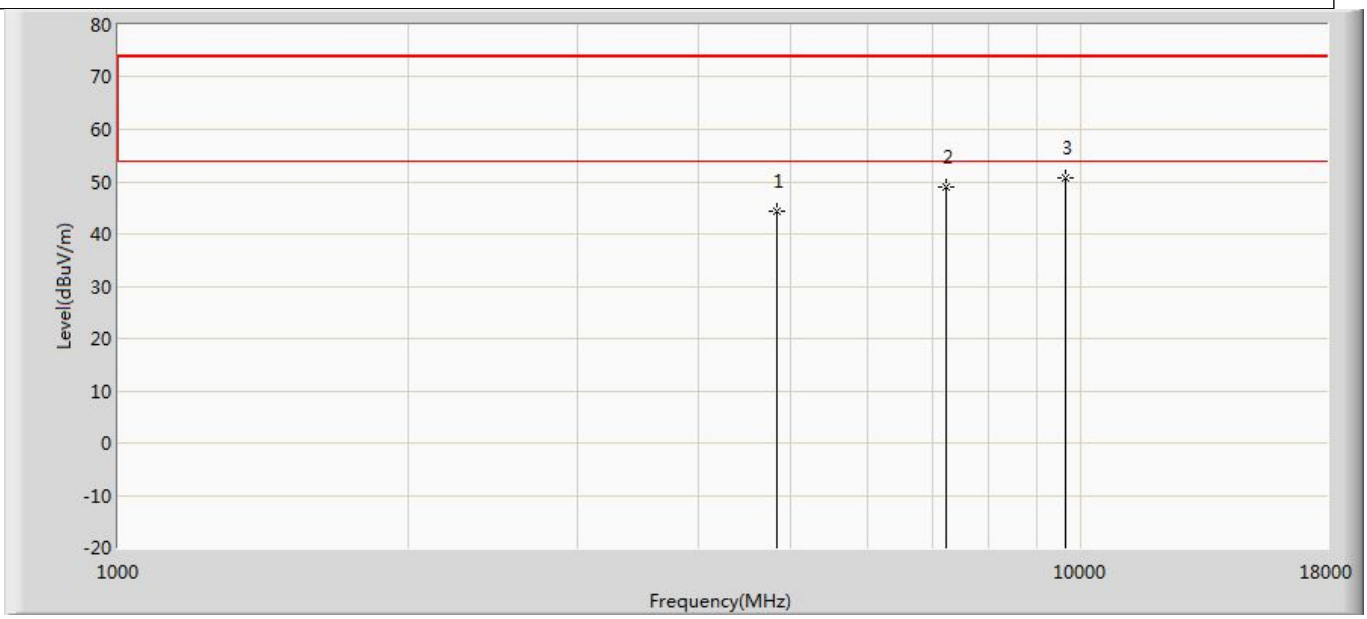

No	Mark	Frequency (MHz)	Measure Level (dBuV/m)	Reading Level (dBuV)	Over Limit (dB)	Limit (dBuV/m)	Factor (dB)	Type
1		4824.000	44.355	56.275	-29.645	74.000	-11.920	PK
2		7236.000	48.909	55.543	-25.091	74.000	-6.634	PK
3	*	9648.000	50.823	54.597	-23.177	74.000	-3.774	PK

Profile: 2410620R	Page No.: 39
Engineer: PengchengYang	
Site: AC5	Time: 2024/03/08 - 13:37
Limit: FCC_Part15.209_RE(3m)	Margin: 0
Probe: Horn_3117_00167055(1-18GHz)	Polarity: Horizontal
EUT: SKI.WB663U.2	Power: 120Vac/60Hz
Note: Mode 3：Transmit at 2437MHz by 802.11n(20MHz) with Ant0+Ant1	

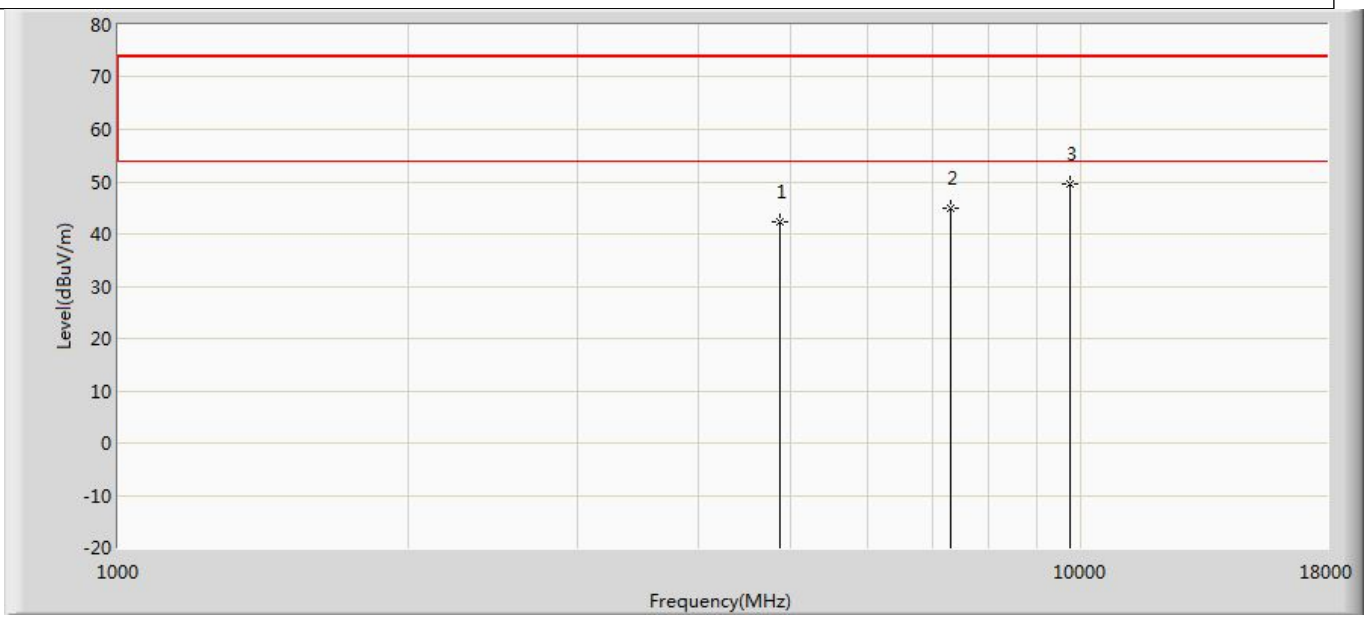

No	Mark	Frequency (MHz)	Measure Level (dBuV/m)	Reading Level (dBuV)	Over Limit (dB)	Limit (dBuV/m)	Factor (dB)	Type
1		4874.000	42.266	52.740	-31.734	74.000	-10.474	PK
2		7311.000	44.857	51.992	-29.143	74.000	-7.135	PK
3	*	9748.000	49.613	52.507	-24.387	74.000	-2.893	PK

Profile: 2410620R	Page No.: 40
Engineer: PengchengYang	
Site: AC5	Time: 2024/03/08 - 13:37
Limit: FCC_Part15.209_RE(3m)	Margin: 0
Probe: Horn_3117_00167055(1-18GHz)	Polarity: Vertical
EUT: SKI.WB663U.2	Power: 120Vac/60Hz
Note: Mode 3：Transmit at 2437MHz by 802.11n(20MHz) with Ant0+Ant1	

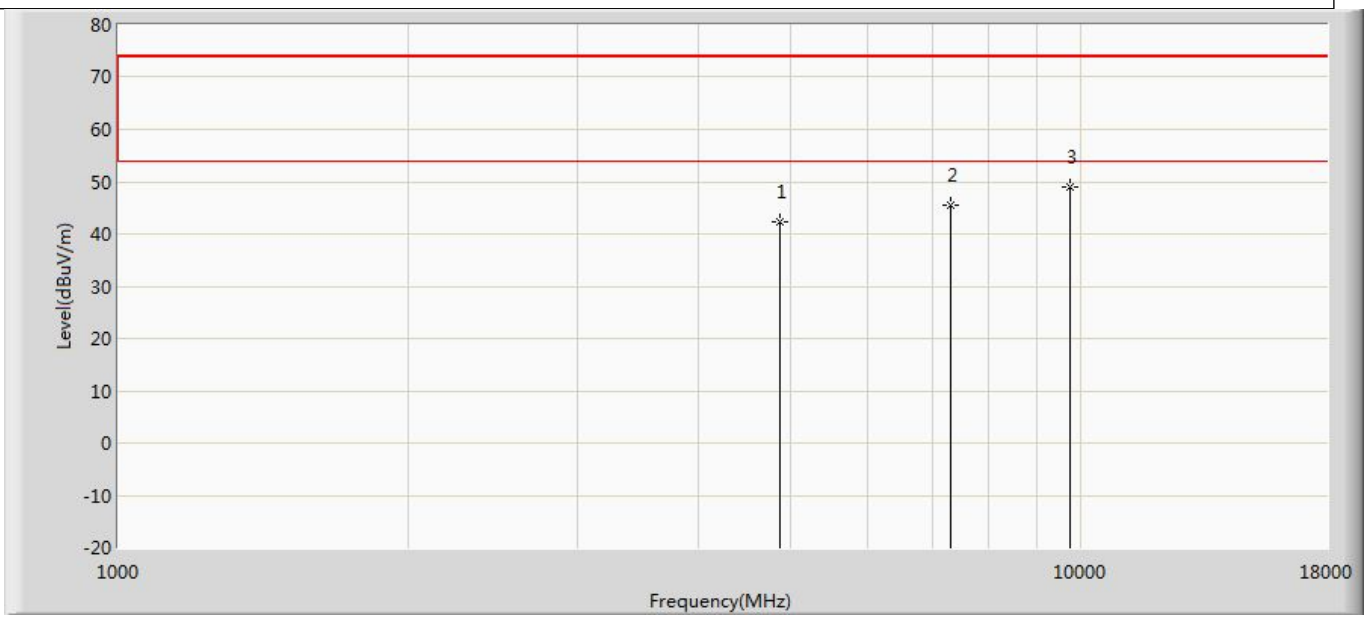

No	Mark	Frequency (MHz)	Measure Level (dBuV/m)	Reading Level (dBuV)	Over Limit (dB)	Limit (dBuV/m)	Factor (dB)	Type
1		4874.000	42.189	52.663	-31.811	74.000	-10.474	PK
2		7311.000	45.430	52.565	-28.570	74.000	-7.135	PK
3	*	9748.000	48.877	51.771	-25.123	74.000	-2.893	PK

Profile: 2410620R	Page No.: 41
Engineer: PengchengYang	
Site: AC5	Time: 2024/03/08 - 13:37
Limit: FCC_Part15.209_RE(3m)	Margin: 0
Probe: Horn_3117_00167055(1-18GHz)	Polarity: Horizontal
EUT: SKI.WB663U.2	Power: 120Vac/60Hz
Note: Mode 3：Transmit at 2462MHz by 802.11n(20MHz) with Ant0+Ant1	

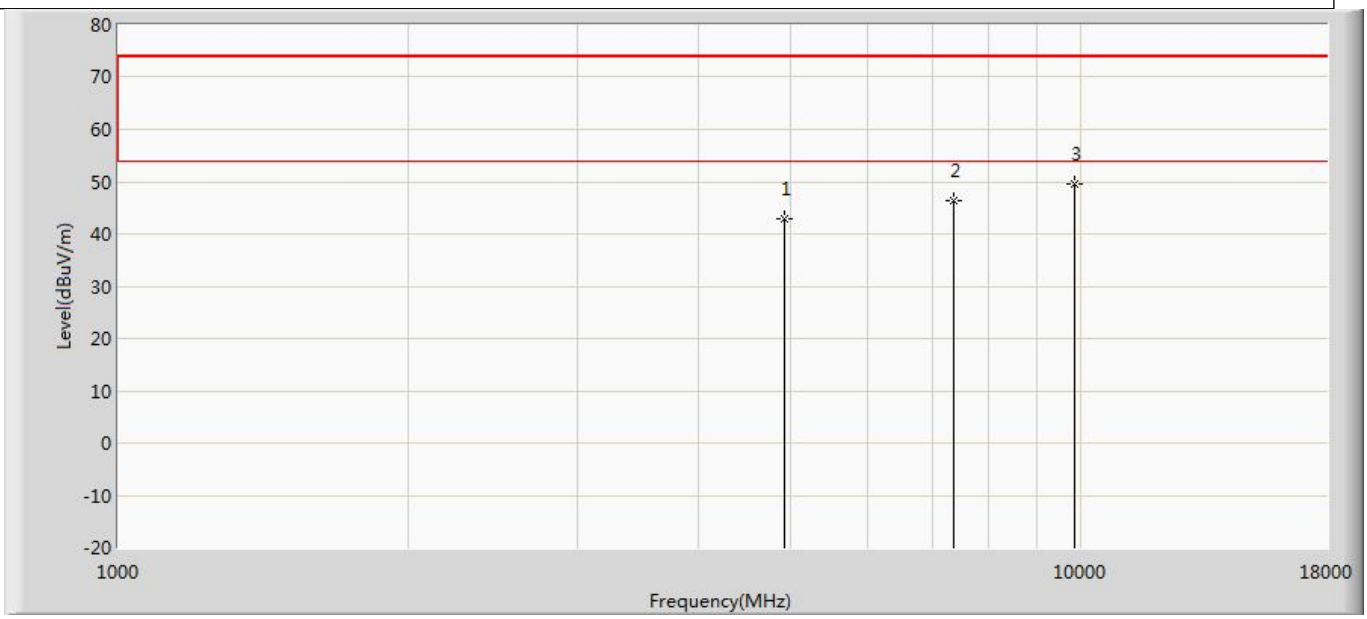

No	Mark	Frequency (MHz)	Measure Level (dBuV/m)	Reading Level (dBuV)	Over Limit (dB)	Limit (dBuV/m)	Factor (dB)	Type
1		4924.000	43.016	54.627	-30.984	74.000	-11.611	PK
2		7386.000	46.266	52.881	-27.734	74.000	-6.615	PK
3	*	9848.000	49.662	52.128	-24.338	74.000	-2.466	PK

Profile: 2410620R	Page No.: 42
Engineer: PengchengYang	
Site: AC5	Time: 2024/03/08 - 13:37
Limit: FCC_Part15.209_RE(3m)	Margin: 0
Probe: Horn_3117_00167055(1-18GHz)	Polarity: Vertical
EUT: SKI.WB663U.2	Power: 120Vac/60Hz
Note: Mode 3：Transmit at 2462MHz by 802.11n(20MHz) with Ant0+Ant1	

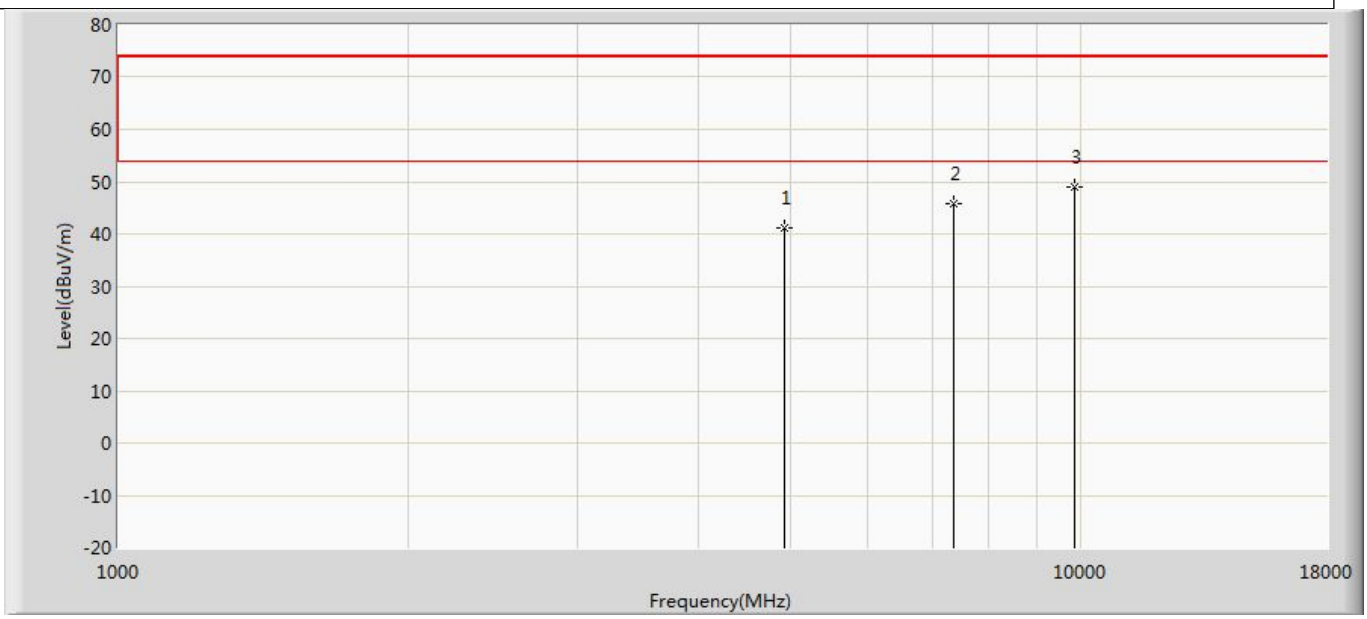

No	Mark	Frequency (MHz)	Measure Level (dBuV/m)	Reading Level (dBuV)	Over Limit (dB)	Limit (dBuV/m)	Factor (dB)	Type
1		4924.000	41.104	52.715	-32.896	74.000	-11.611	PK
2		7386.000	45.762	52.377	-28.238	74.000	-6.615	PK
3	*	9848.000	48.931	51.397	-25.069	74.000	-2.466	PK

Profile: 2410620R	Page No.: 43
Engineer: PengchengYang	
Site: AC5	Time: 2024/03/08 - 13:37
Limit: FCC_Part15.209_RE(3m)	Margin: 0
Probe: Horn_3117_00167055(1-18GHz)	Polarity: Horizontal
EUT: SKI.WB663U.2	Power: 120Vac/60Hz
Note: Mode 4：Transmit at 2422MHz by 802.11n(40MHz) with Ant0+Ant1	

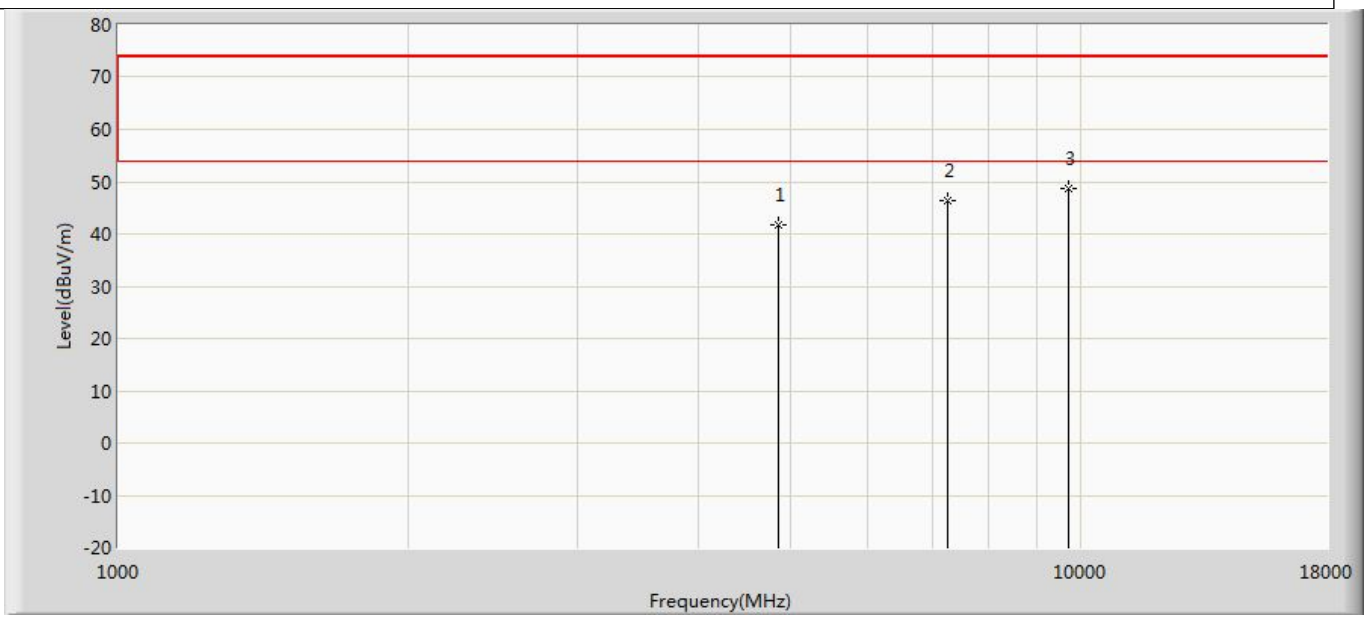

No	Mark	Frequency (MHz)	Measure Level (dBuV/m)	Reading Level (dBuV)	Over Limit (dB)	Limit (dBuV/m)	Factor (dB)	Type
1		4844.000	41.738	53.006	-32.262	74.000	-11.268	PK
2		7266.000	46.429	53.133	-27.571	74.000	-6.705	PK
3	*	9688.000	48.670	51.862	-25.330	74.000	-3.191	PK

Profile: 2410620R	Page No.: 44
Engineer: PengchengYang	
Site: AC5	Time: 2024/03/08 - 13:38
Limit: FCC_Part15.209_RE(3m)	Margin: 0
Probe: Horn_3117_00167055(1-18GHz)	Polarity: Vertical
EUT: SKI.WB663U.2	Power: 120Vac/60Hz
Note: Mode 4：Transmit at 2422MHz by 802.11n(40MHz) with Ant0+Ant1	

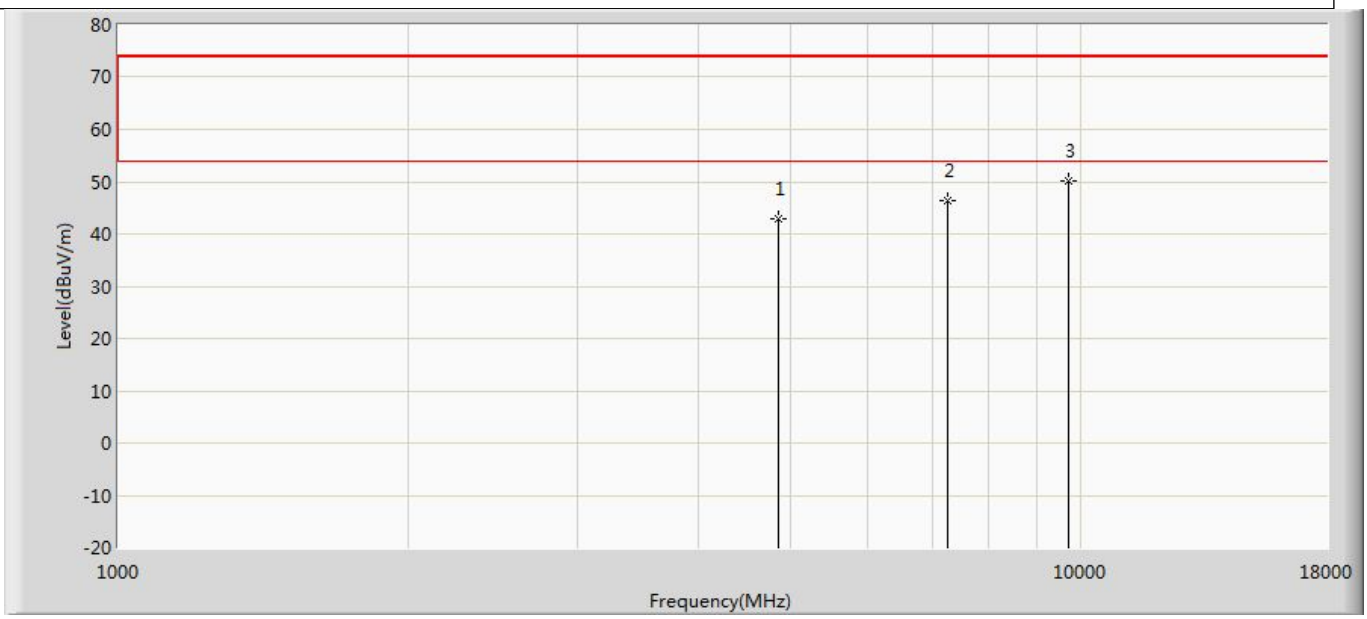

No	Mark	Frequency (MHz)	Measure Level (dBuV/m)	Reading Level (dBuV)	Over Limit (dB)	Limit (dBuV/m)	Factor (dB)	Type
1		4844.000	42.911	54.179	-31.089	74.000	-11.268	PK
2		7266.000	46.428	53.132	-27.572	74.000	-6.705	PK
3	*	9688.000	50.021	53.213	-23.979	74.000	-3.191	PK

Profile: 2410620R	Page No.: 45
Engineer: PengchengYang	
Site: AC5	Time: 2024/03/08 - 13:38
Limit: FCC_Part15.209_RE(3m)	Margin: 0
Probe: Horn_3117_00167055(1-18GHz)	Polarity: Horizontal
EUT: SKI.WB663U.2	Power: 120Vac/60Hz
Note: Mode 4：Transmit at 2437MHz by 802.11n(40MHz) with Ant0+Ant1	

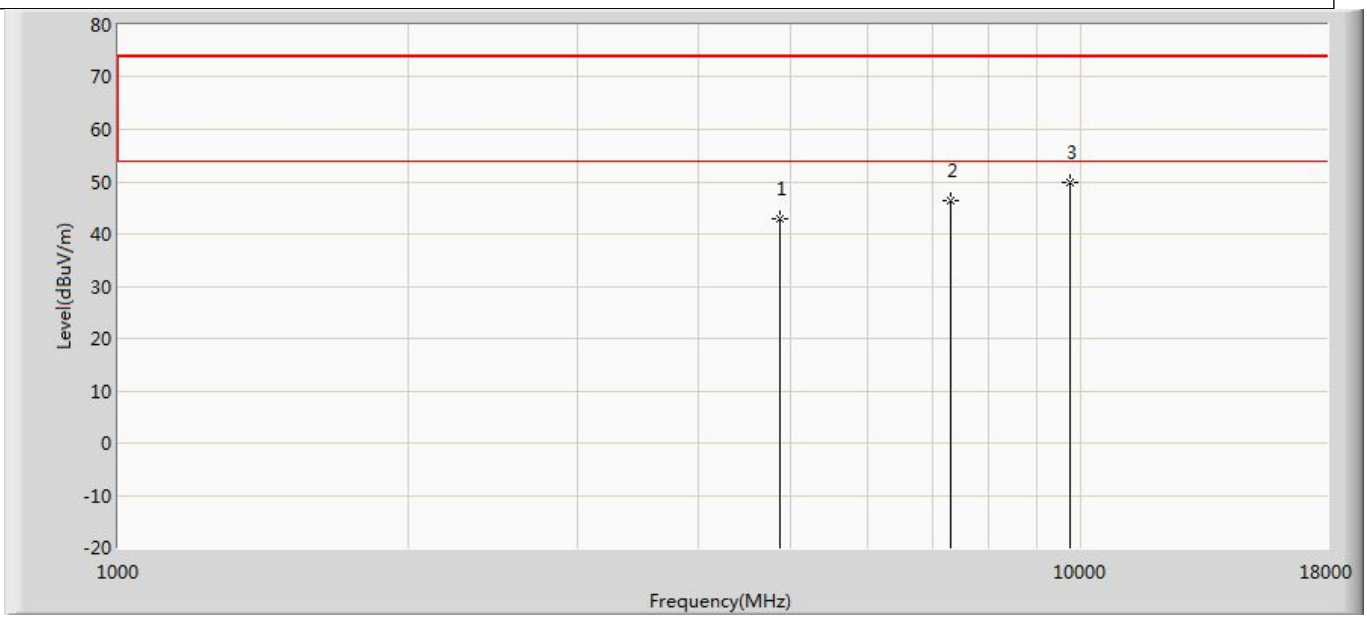

No	Mark	Frequency (MHz)	Measure Level (dBuV/m)	Reading Level (dBuV)	Over Limit (dB)	Limit (dBuV/m)	Factor (dB)	Type
1		4874.000	42.894	53.368	-31.106	74.000	-10.474	PK
2		7311.000	46.281	53.416	-27.719	74.000	-7.135	PK
3	*	9748.000	49.859	52.753	-24.141	74.000	-2.893	PK

Profile: 2410620R	Page No.: 46
Engineer: PengchengYang	
Site: AC5	Time: 2024/03/08 - 13:38
Limit: FCC_Part15.209_RE(3m)	Margin: 0
Probe: Horn_3117_00167055(1-18GHz)	Polarity: Vertical
EUT: SKI.WB663U.2	Power: 120Vac/60Hz
Note: Mode 4：Transmit at 2437MHz by 802.11n(40MHz) with Ant0+Ant1	

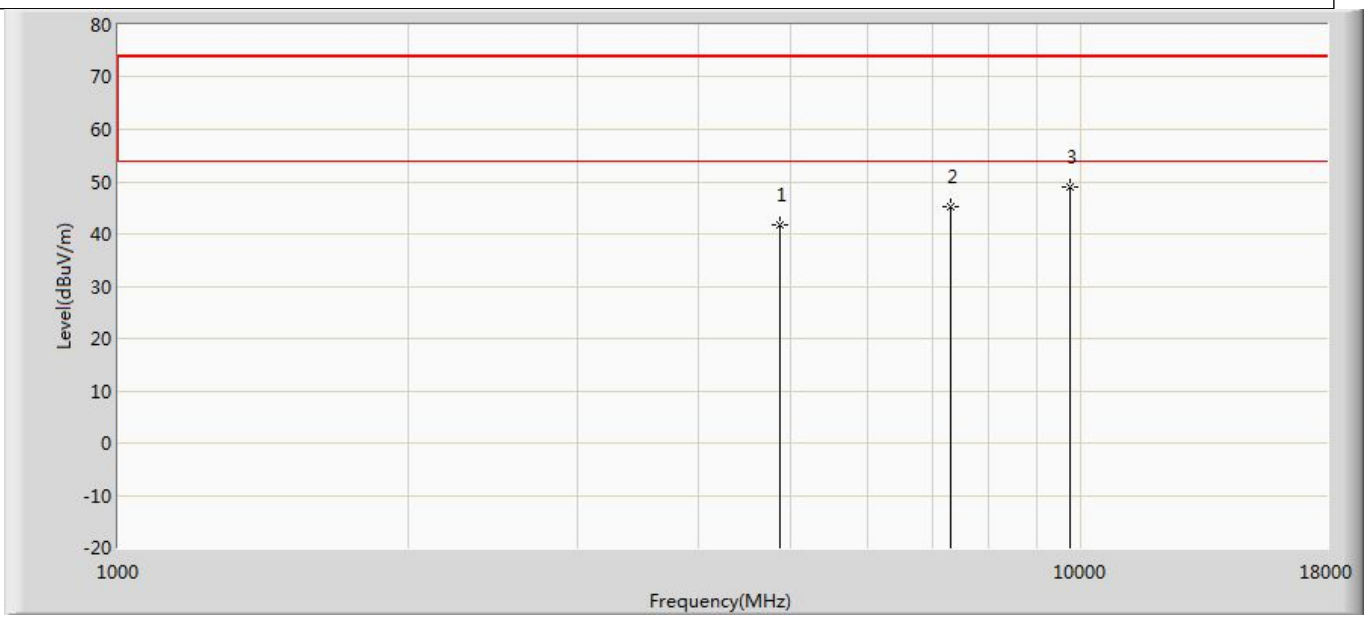

No	Mark	Frequency (MHz)	Measure Level (dBuV/m)	Reading Level (dBuV)	Over Limit (dB)	Limit (dBuV/m)	Factor (dB)	Type
1		4874.000	41.742	52.216	-32.258	74.000	-10.474	PK
2		7311.000	45.307	52.442	-28.693	74.000	-7.135	PK
3	*	9748.000	49.071	51.965	-24.929	74.000	-2.893	PK

Profile: 2410620R	Page No.: 47
Engineer: PengchengYang	
Site: AC5	Time: 2024/03/08 - 13:38
Limit: FCC_Part15.209_RE(3m)	Margin: 0
Probe: Horn_3117_00167055(1-18GHz)	Polarity: Horizontal
EUT: SKI.WB663U.2	Power: 120Vac/60Hz
Note: Mode 4：Transmit at 2452MHz by 802.11n(40MHz) with Ant0+Ant1	

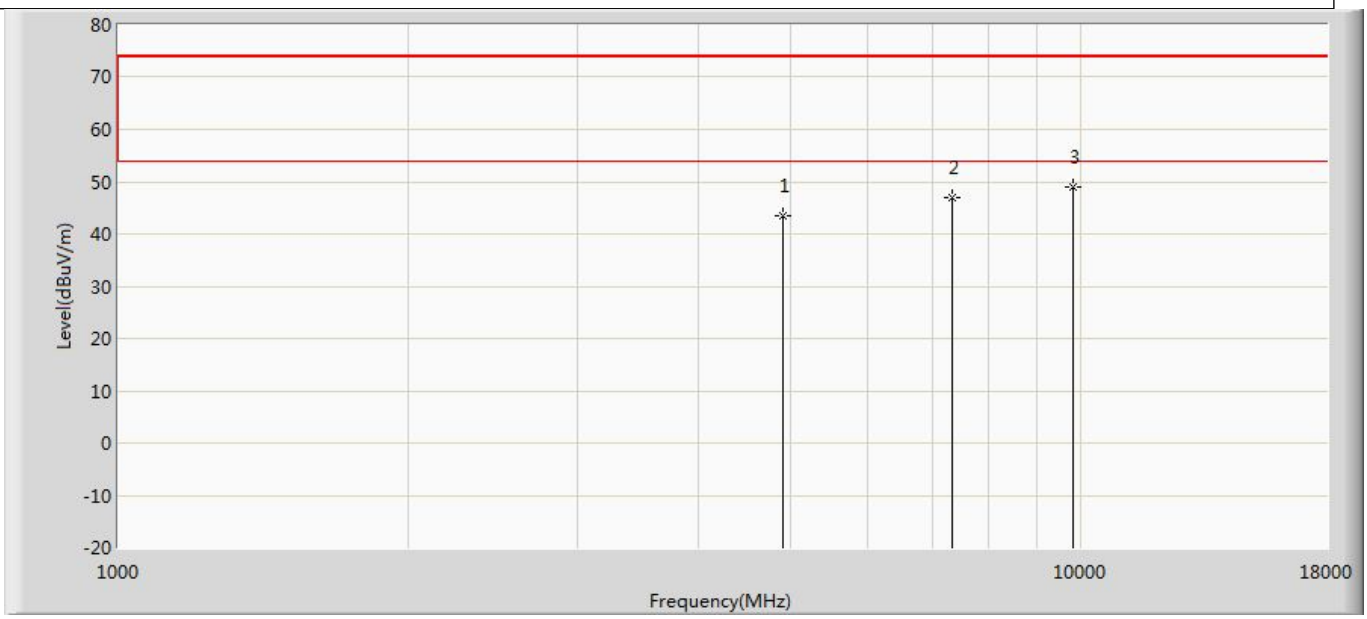

No	Mark	Frequency (MHz)	Measure Level (dBuV/m)	Reading Level (dBuV)	Over Limit (dB)	Limit (dBuV/m)	Factor (dB)	Type
1		4904.000	43.396	54.970	-30.604	74.000	-11.573	PK
2		7356.000	46.985	53.523	-27.015	74.000	-6.539	PK
3	*	9808.000	49.040	52.409	-24.960	74.000	-3.369	PK

Profile: 2410620R	Page No.: 48
Engineer: PengchengYang	
Site: AC5	Time: 2024/03/08 - 13:38
Limit: FCC_Part15.209_RE(3m)	Margin: 0
Probe: Horn_3117_00167055(1-18GHz)	Polarity: Vertical
EUT: SKI.WB663U.2	Power: 120Vac/60Hz
Note: Mode 4：Transmit at 2452MHz by 802.11n(40MHz) with Ant0+Ant1	

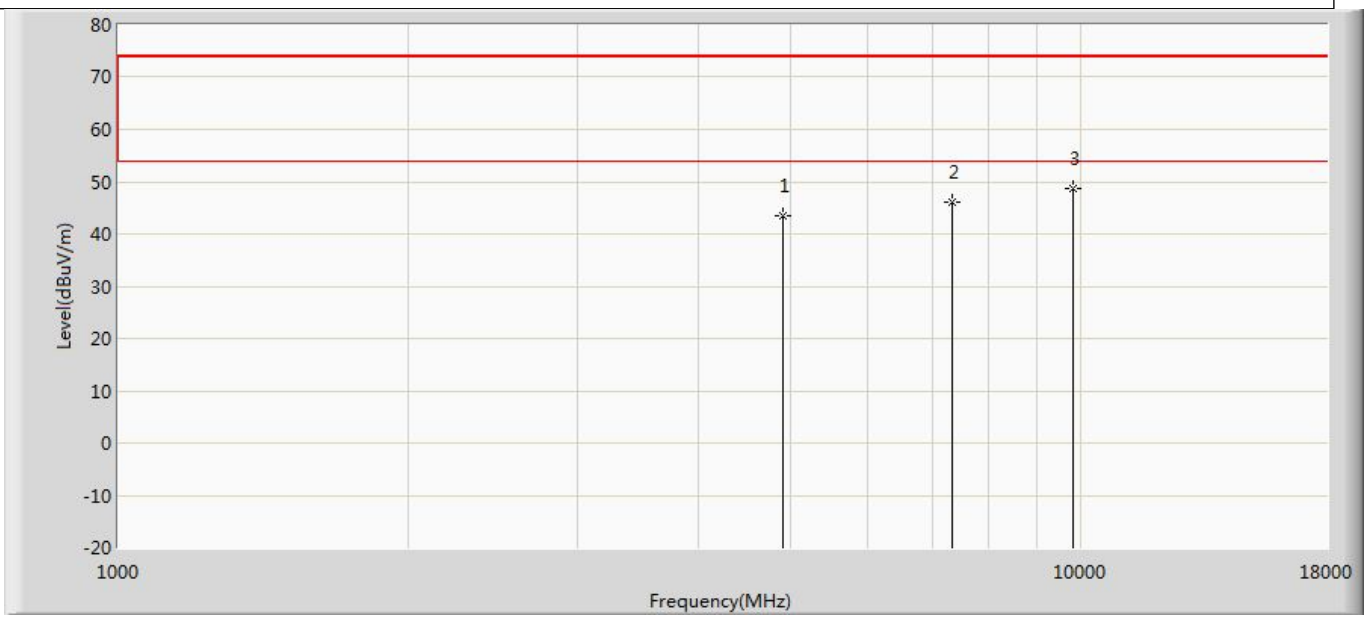

No	Mark	Frequency (MHz)	Measure Level (dBuV/m)	Reading Level (dBuV)	Over Limit (dB)	Limit (dBuV/m)	Factor (dB)	Type
1		4904.000	43.477	55.051	-30.523	74.000	-11.573	PK
2		7356.000	45.978	52.516	-28.022	74.000	-6.539	PK
3	*	9808.000	48.665	52.034	-25.335	74.000	-3.369	PK

Note:

1. " * ", means this data is the worst emission level.
2. Measurement Level = Reading Level + Factor(Probe+Cable-Amp). Test Photograph.
3. We evaluated/tested SISO and MIMO modes, only the worst data is shown in the report..

The worst case of radiation emissions in restricted bands below 1GHz:

Profile: 2410620R	Page No.: 91
Engineer: Pengchengyang	
Site: AC2	Time: 2024/03/19 - 07:41
Limit: FCC_Part 15.109_RE (3m)_Class B	Margin: 0
Probe: CBL6112D_27613(30-1000MHz)	Polarity: Horizontal
EUT: SKI.WB663U.2	Power: 120Vac/60Hz
Note: Mode 1：Transmit at 2412MHz by 802.11b	

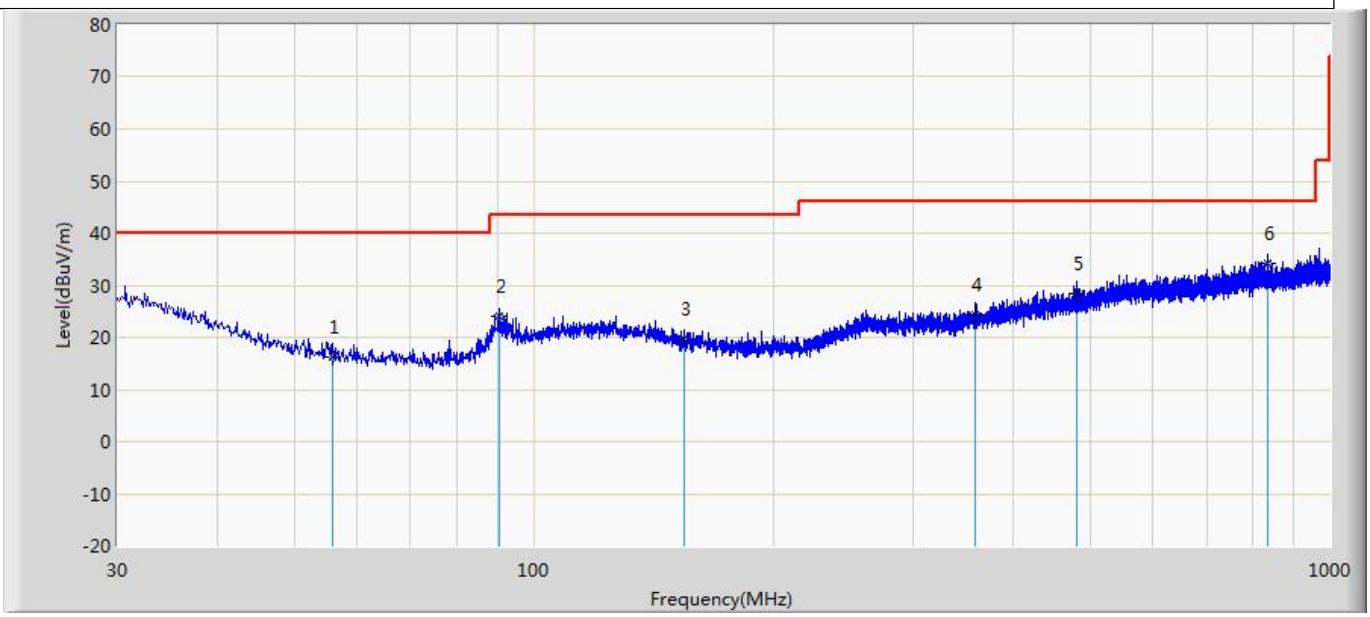

No	Mark	Frequency (MHz)	Measure Level (dBuV/m)	Reading Level (dBuV)	Over Limit (dB)	Limit (dBuV/m)	Factor (dB)	Type
1		55.947	16.359	2.833	-23.641	40.000	13.526	QP
2		90.382	23.921	7.944	-19.579	43.500	15.976	QP
3		154.645	19.749	2.536	-23.751	43.500	17.213	QP
4		358.103	24.315	1.887	-21.685	46.000	22.429	QP
5		481.777	28.428	3.173	-17.572	46.000	25.255	QP
6	*	835.221	34.110	4.774	-11.890	46.000	29.335	QP

Profile: 2410620R	Page No.: 92
Engineer: Pengchengyang	
Site: AC2	Time: 2024/03/19 - 07:41
Limit: FCC_Part 15.109_RE (3m)_Class B	Margin: 0
Probe: CBL6112D_27613(30-1000MHz)	Polarity: Vertical
EUT: SKI.WB663U.2	Power: 120Vac/60Hz
Note: Mode 1：Transmit at 2412MHz by 802.11b	

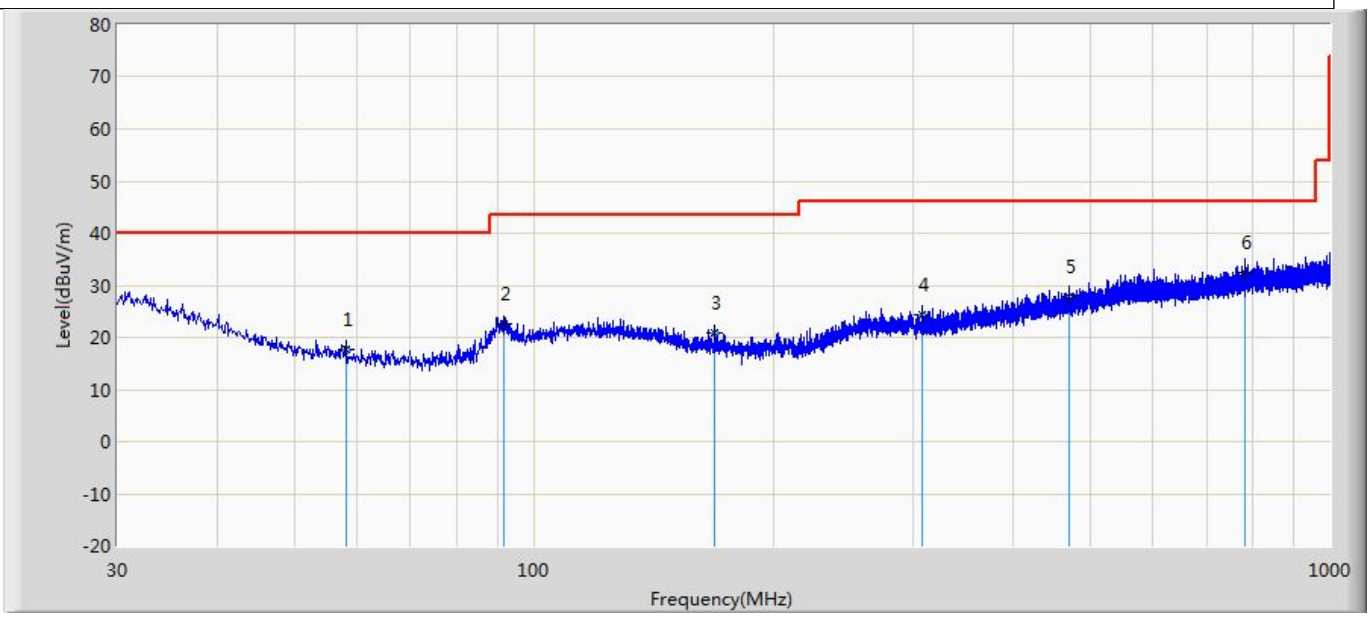

No	Mark	Frequency (MHz)	Measure Level (dBuV/m)	Reading Level (dBuV)	Over Limit (dB)	Limit (dBuV/m)	Factor (dB)	Type
1		58.130	17.736	4.472	-22.264	40.000	13.264	QP
2		91.595	22.710	6.455	-20.790	43.500	16.255	QP
3		168.589	20.852	4.066	-22.648	43.500	16.786	QP
4		307.177	24.220	3.189	-21.780	46.000	21.030	QP
5		469.895	27.795	2.773	-18.205	46.000	25.022	QP
6	*	783.569	32.559	3.454	-13.441	46.000	29.105	QP

Note:

1. " * ", means this data is the worst emission level.
2. Measurement Level = Reading Level + Factor(Probe+Cable-Amp). Test Photograph.
3. We evaluated/tested both SISO and MIMO mode,shown in report is the worst data.
4. The test data below 30MHz and above 18GHz is more than 20dB below the limit, so there no data shown in report.

The End