SPECIFICATION

SHEET FOR APPROVAL

（Revision：R：A0）

	CUSTOMER	xgimi	
	CS P/N	DM003	
	PART NAME	BT Antenna components	
	FREQUENCY	2400~2500MHz	
	CUSTOM P/N	409-00223-001	
	ZTX NO.	2.00001063	
	DATE	2024-05-20	

CUSTOMER			
QA CHECKED	ME CHECKED	RF CHECKED	MANAGER CHECKED

Remark(备注)：

Sign(客户确认签字盖章)：

Shenzhen ZTX Communication Technology Co., Ltd				
MANAGER CHECKED	MANAGER CHECKED	ME CHECKED	RF CHECKED	LISTER
		Le.Qin	Jin.Wei	

深圳市中天迅通信技术股份有限公司 2024.05.20 研发专用章

Shenzhen ZTX Communication Technology Co., Ltd

Address: No.34, Shilong Avenue, Shiyan Town, Baoan District, Shenzhen, (Tengda Industrial Park) 518000

Tel.: 0755-27588320 Fax: 0755-27588045 http://www.chinaztx.com

Revision history

Edition	Date	state
A0	2024-05-20	First edition

Index

		Revision history	1
		Index	2
1		Mechanical Specification	3
	1-1	Mechanical Specification（BT Antenna components）	3
2		Test equipment	4
3		Antenna test data	5
	3-1	VSWR	5
	3-2	No-source test data	5
	3-3	2D/3D Radiation Pattern Results	6
	3-4	Isolation test	7~8
	3-5	Model number of antenna	8

1. Mechanical Specification

1-1 Mechanical Configuration（BT Antenna components）

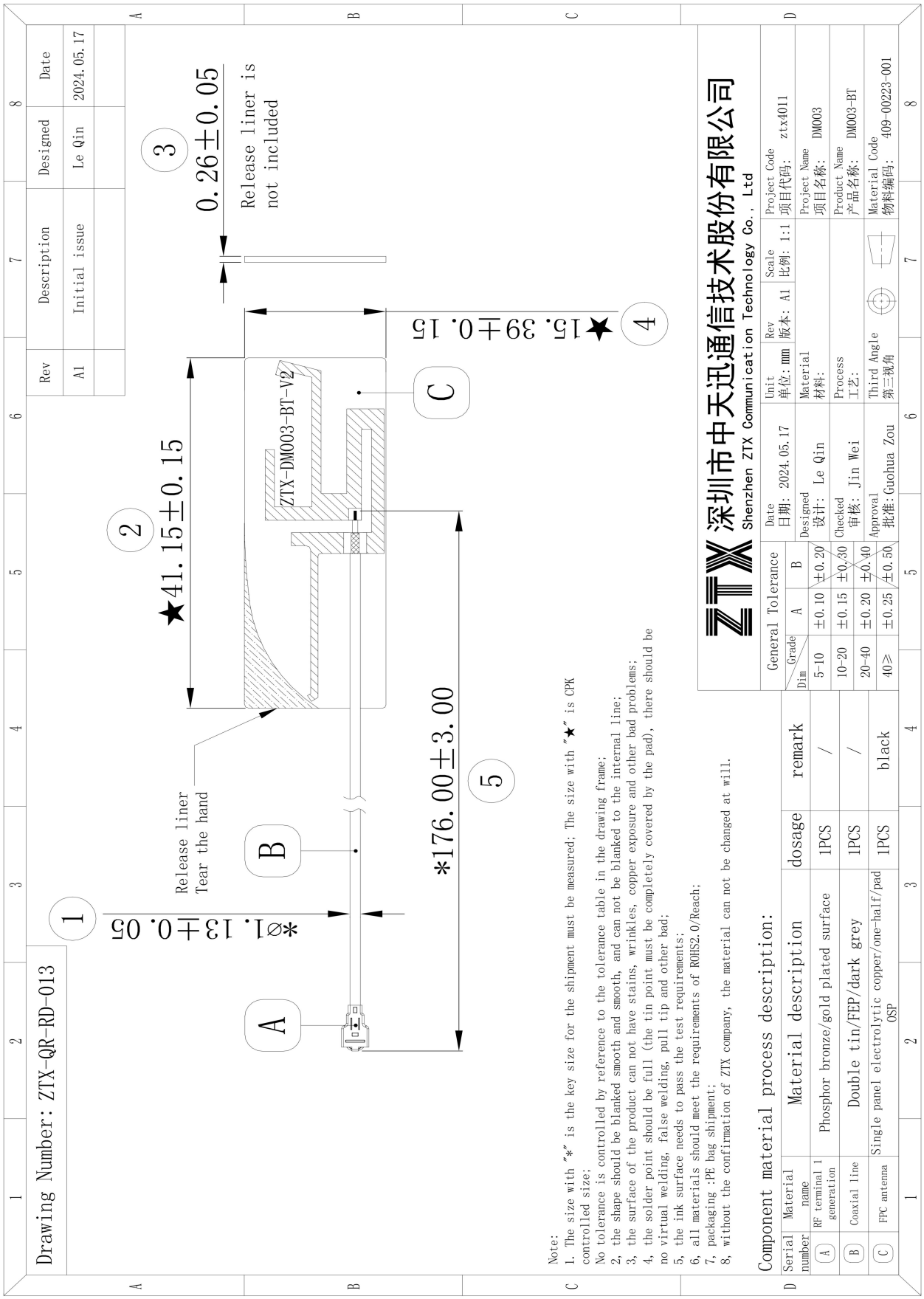

2. Test equipment





Owned 6 microwave dark room, equipped 2 sets world leading France Satimo SG24 OTA certification test systems（one in SHENZHEN, another one in Shanghai）, ETS OTA Standard test system，Blue test reverberation test system which is High repeatability, high accuracy and high resolution. It can quickly provide accurate test reports, fully meet the CTIA standards.

Testing range:

Support active, passive testing of GSM/CDMA/WCDMA/TD-SCDMA/LTE/WIFI/WLAN/WiMax/BT /GPS/MIMO/UWB within0.4-6G.

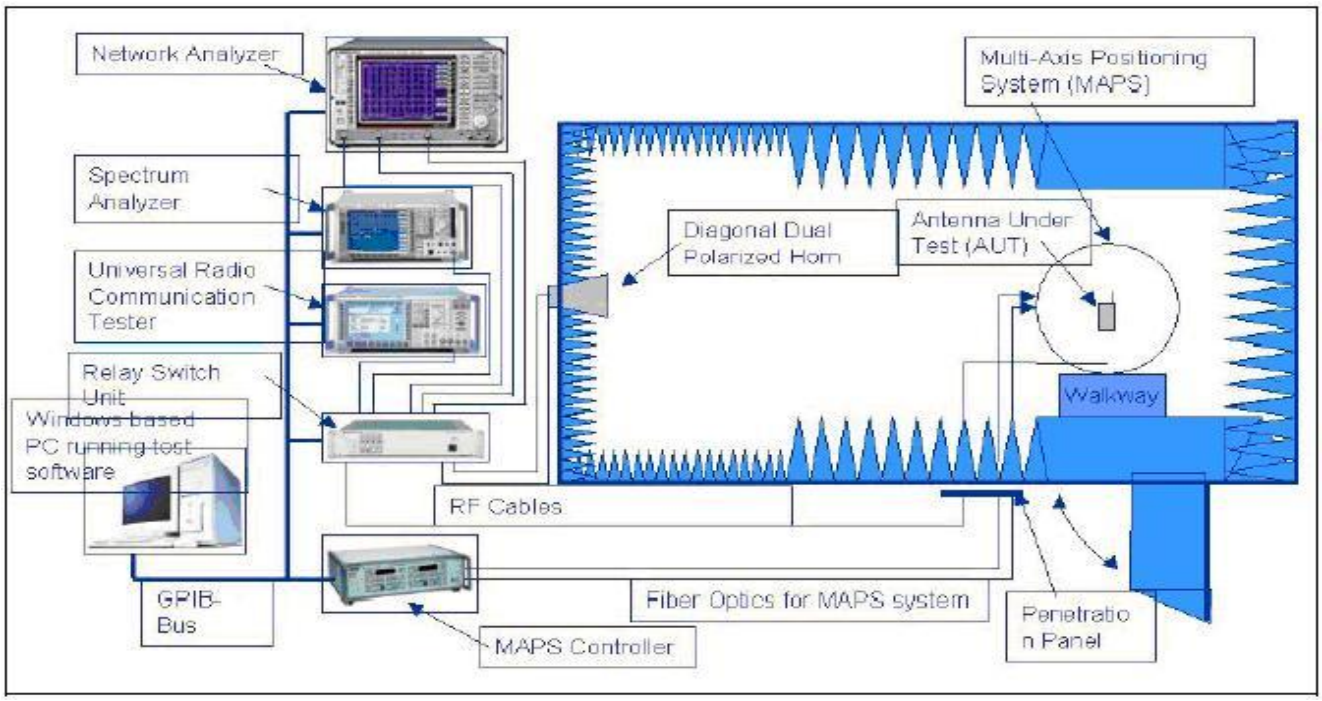

3.Antenna test data

3-1 VSWR

	Frequency (MHz)	2400	2450	2500	5150	5500	5850
VSWR	WIFI-0	1.2	1.3	1.5	1.5	1.6	1.4
	WIFI-1	1.3	1.4	1.5	1.2	1.1	1.1
	BT	1.5	1.6	1.5	/	/	/

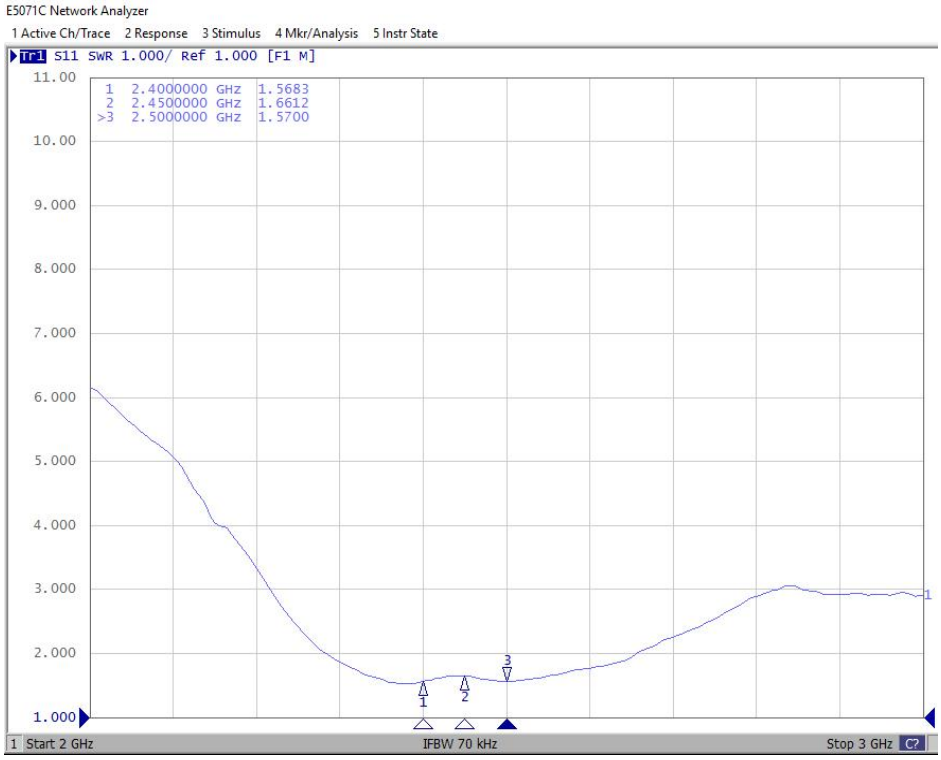

3-2 No-source test data

BT		
Effi (MHz)	Effi (%)	Gain (dBi)
2400	56	4.8
2410	56	4.9
2420	57	5.1
2430	57	5.1
2440	56	5.0
2450	56	4.9
2460	56	4.8
2470	57	4.8
2480	56	4.8
2490	56	5.0
2500	55	4.8
AVG	56	4.9

3-3 2D/3D Radiation Pattern Results

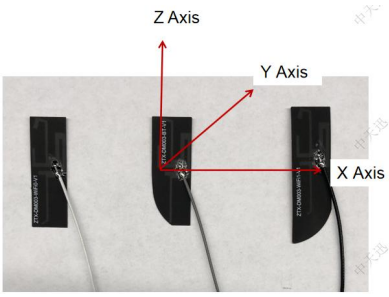

The X-axis forward is parallel to the right side of the antenna

The Y-axis forward is perpendicular to the front of the antenna

The Z-axis is parallel to the front of the antenna

XOY面
（theta=90）

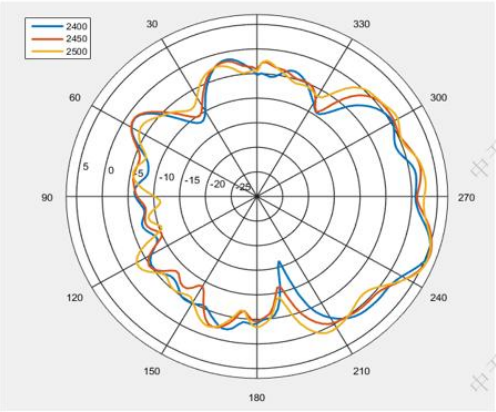

XOZ面
（phi=0）

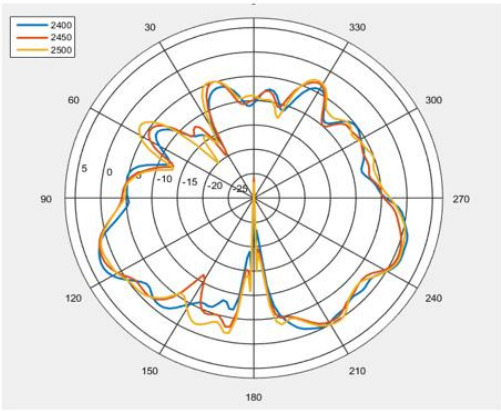

YOZ面
（phi=90）

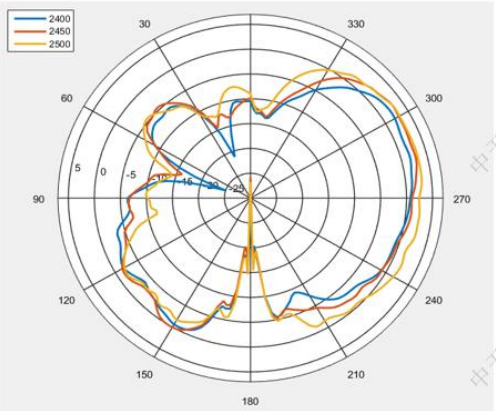

3D

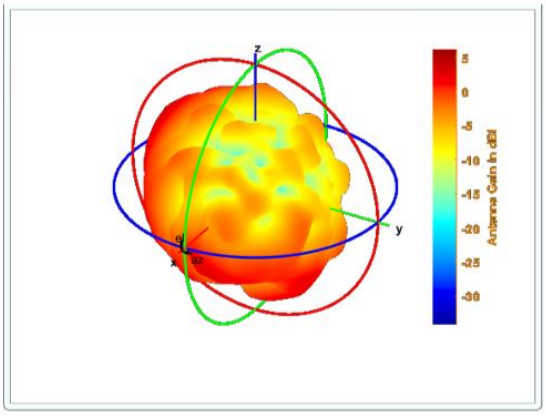

3-4 Isolation test

	Frequency (MHz)	2400	2450	2500	5150	5500	5850
隔离度	BT/WIFI-0	-32	-34	-33	-49	-48	-47
	BT/WIFI-1	-35	-37	-36	-48	-48	-42
	WIFI-0/WIFI-1	-41	-42	-50	-58	-56	-60

WiFi 0&WiFi 1

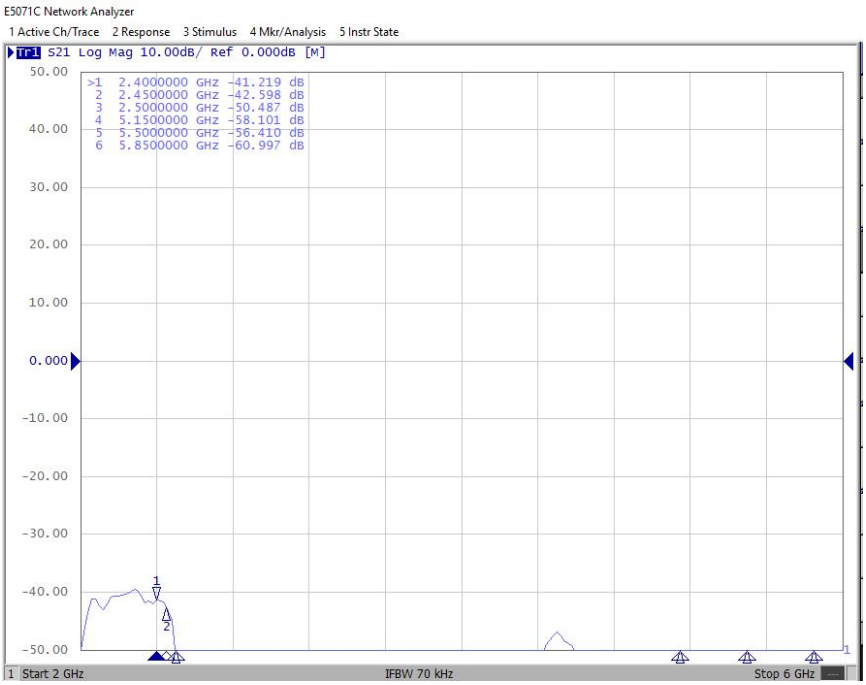

WiFi 0&BT

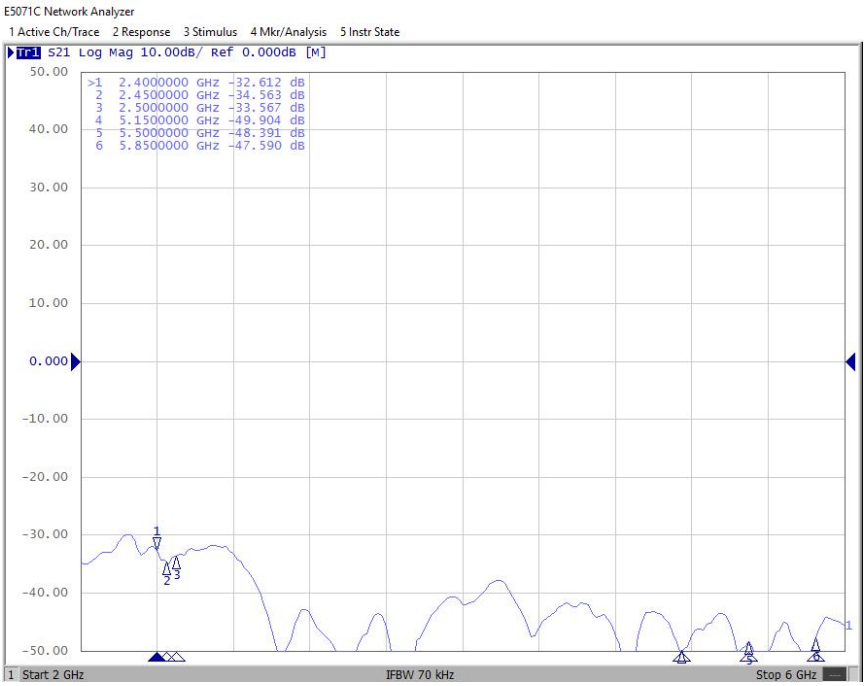

WiFi 1&BT

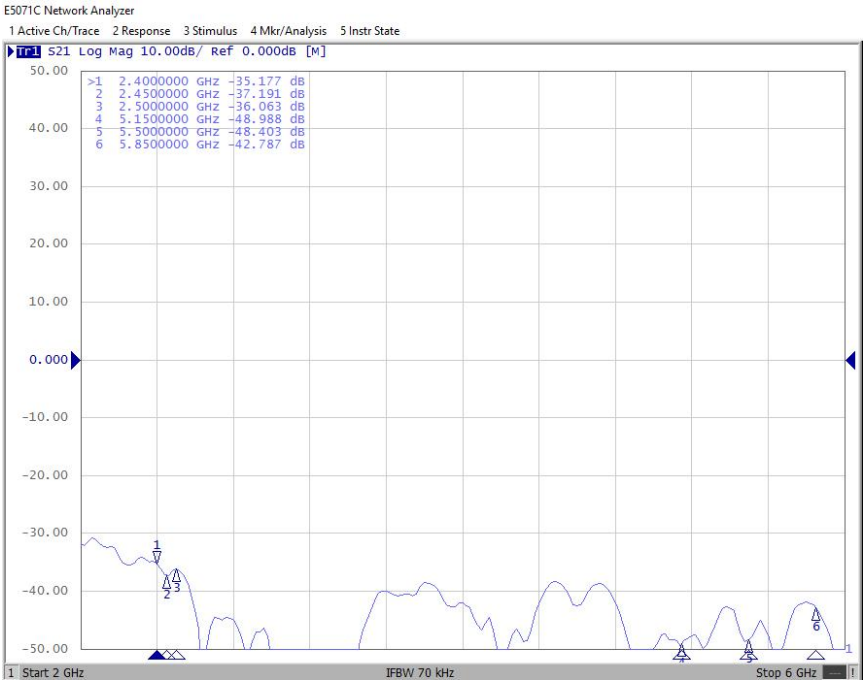

3-5 Model number of antenna



Antenna Number	Part Number
WIFI-0	2.00001064
WIFI-1	2.00001065
BT	2.00001063