TR-4-E-009 Radiated Emission Test Result

Test Date:	2024-06-19	**Tested By**:	Genliu
EUT:	Module	**Model Number**:	SKI.WB921AU.1
Test Mode:	AX20 TX 5745MHZ	**Power Supply**:	Battery
Condition:	Temp:21.9°C;Humi:51.0%	**Test Site**:	DDT 3# Chamber
File Path:	d:\ts\2024 report data\Q24053102-2E\FCC ABOVE1G 5.8G\2		
Memo:	Sample Number:S24053102-001 Power Setting:15		

Test Graph

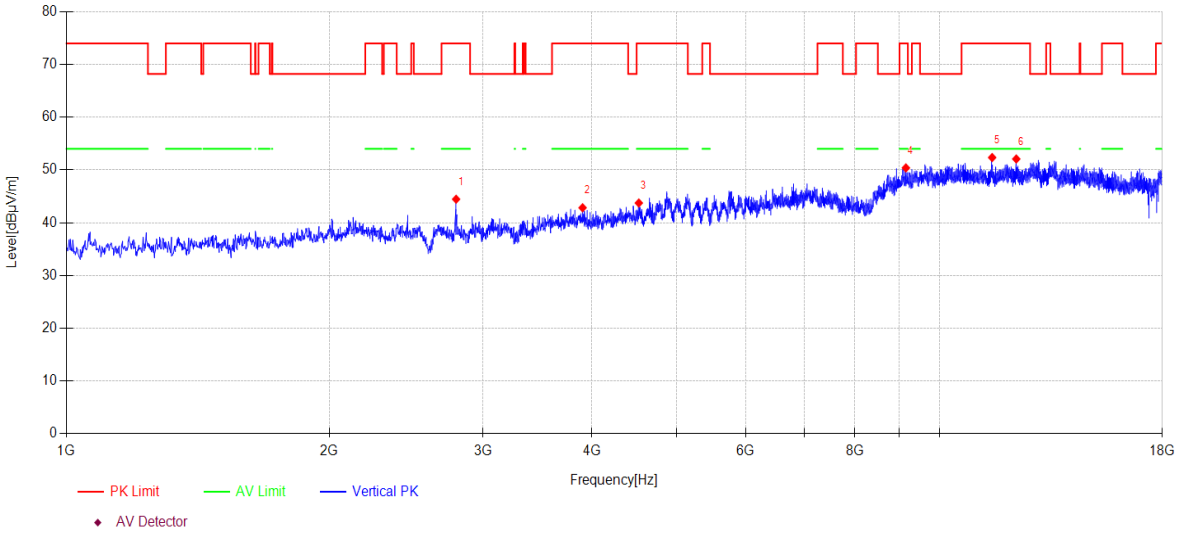

Data List										
N O.	**Freq. [MHz]**	**Reading [dBµV/m]**	**Antenna Factor [dB]**	**Cable loss [dB]**	**AMP [dB]**	**Level [dBµV/m]**	**Limit [dBµV/m]**	**Margin [dB]**	**Detector**	**Polarity**
1	2795.200	51.52	27.42	4.78	-39.26	44.46	74.00	29.54	PK	Vertical
2	3901.900	46.75	31.20	5.28	-40.39	42.84	74.00	31.16	PK	Vertical
3	4525.800	46.21	31.85	5.94	-40.26	43.74	74.00	30.26	PK	Vertical
4	9153.200	42.53	38.51	8.13	-38.78	50.39	74.00	23.61	PK	Vertical
5	11490.700	43.76	39.21	8.71	-39.32	52.36	74.00	21.64	PK	Vertical
6	12245.500	43.31	39.30	9.13	-39.66	52.08	74.00	21.92	PK	Vertical

Note:
1. Level = Reading + Cable loss + Antenna Factor + AMP
2. If Peak Result complies with AV limit, AV Result is deemed to comply with AV limit.
3. Test setup: RBW: 1 MHz, VBW: 3 MHz, Sweep time: auto.

TR-4-E-009 Radiated Emission Test Result

Test Date:	2024-06-19	**Tested By**:	Genliu
EUT:	Module	**Model Number**:	SKI.WB921AU.1
Test Mode:	AX20 TX 5785MHZ	**Power Supply**:	Battery
Condition:	Temp:21.9°C;Humi:51.0%	**Test Site**:	DDT 3# Chamber
File Path:	d:\ts\2024 report data\Q24053102-2E\FCC ABOVE1G 5.8G\3		
Memo:	Sample Number:S24053102-001 Power Setting:15		

Test Graph

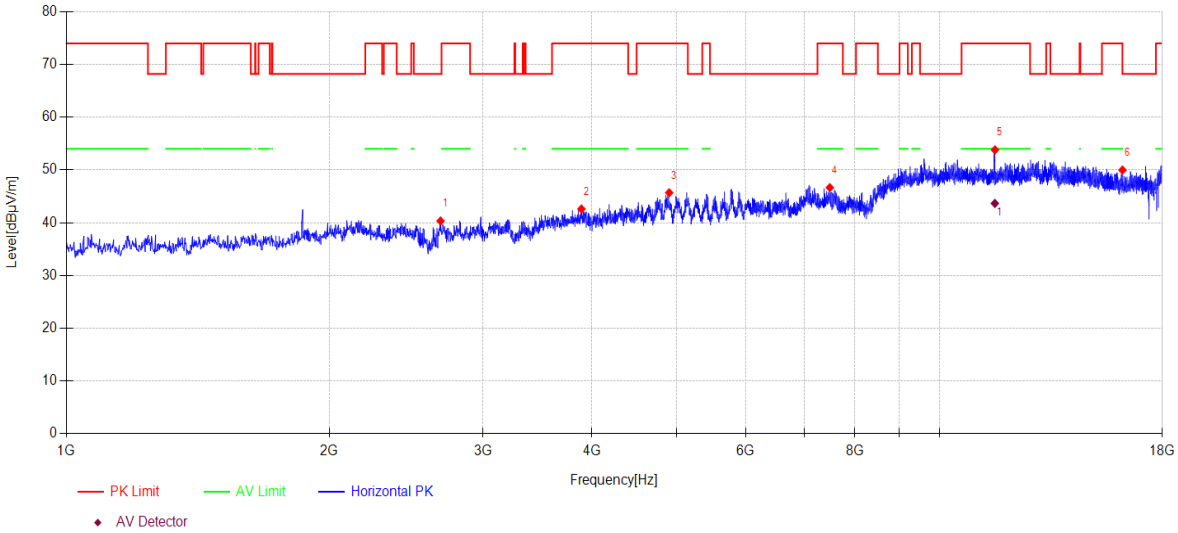

Data List

NO.	Freq. [MHz]	Reading [dBµV/m]	Antenna Factor [dB]	Cable loss [dB]	AMP [dB]	Level [dBµV/m]	Limit [dBµV/m]	Margin [dB]	Detector	Polarity
1	2683.000	47.08	27.53	4.66	-38.94	40.33	68.20	27.87	PK	Horizontal
2	3890.000	46.57	31.14	5.28	-40.38	42.61	74.00	31.39	PK	Horizontal
3	4903.200	46.42	33.01	6.38	-40.12	45.69	74.00	28.31	PK	Horizontal
4	7488.900	44.51	36.52	7.54	-41.92	46.65	74.00	27.35	PK	Horizontal
5	11575.700	45.35	39.05	8.77	-39.36	53.81	74.00	20.19	PK	Horizontal
6	16204.800	41.32	37.80	10.39	-39.53	49.98	68.20	18.22	PK	Horizontal

Data List

NO.	Freq. [MHz]	Reading [dBµV/m]	Antenna Factor [dB]	Cable loss [dB]	AMP [dB]	Level [dBµV/m]	Limit [dBµV/m]	Margin [dB]	Detector	Polarity
1	11573.890	35.20	39.05	8.77	-39.36	43.66	54.0	10.34	AV	Horizontal

Note:
1. Level = Reading + Cable loss + Antenna Factor + AMP
2. If Peak Result complies with AV limit, AV Result is deemed to comply with AV limit.
3. Test setup: RBW: 1 MHz, VBW: 3 MHz, Sweep time: auto.

TR-4-E-009 Radiated Emission Test Result

Test Date:	2024-06-19	**Tested By**:	Genliu
EUT:	Module	**Model Number**:	SKI.WB921AU.1
Test Mode:	AX20 TX 5785MHZ	**Power Supply**:	Battery
Condition:	Temp:21.9°C;Humi:51.0%	**Test Site**:	DDT 3# Chamber
File Path:	d:\ts\2024 report data\Q24053102-2E\FCC ABOVE1G 5.8G\4		
Memo:	Sample Number:S24053102-001 Power Setting:15		

Test Graph

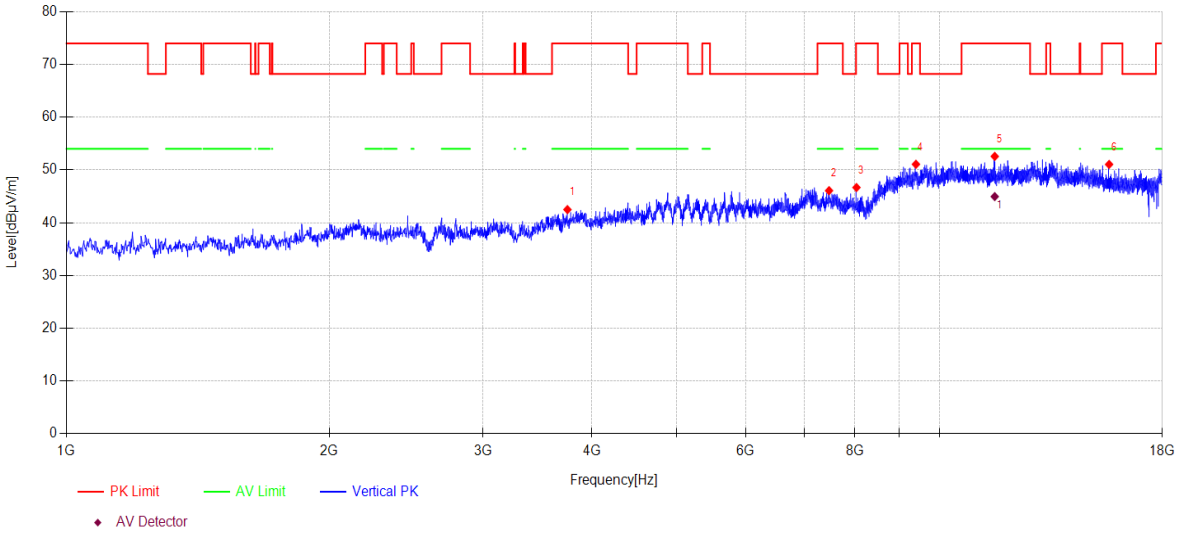

Data List										
NO.	**Freq. [MHz]**	**Reading [dBµV/m]**	**Antenna Factor [dB]**	**Cable loss [dB]**	**AMP [dB]**	**Level [dBµV/m]**	**Limit [dBµV/m]**	**Margin [dB]**	**Detector**	**Polarity**
1	3748.900	47.06	30.50	5.23	-40.30	42.49	74.00	31.51	PK	Vertical
2	7473.600	43.88	36.55	7.53	-41.88	46.08	74.00	27.92	PK	Vertical
3	8034.600	44.75	37.10	7.88	-43.05	46.68	74.00	27.32	PK	Vertical
4	9398.000	43.02	38.70	8.12	-38.76	51.08	74.00	22.92	PK	Vertical
5	11570.600	44.11	39.06	8.76	-39.36	52.57	74.00	21.43	PK	Vertical
6	15642.100	41.56	38.56	10.08	-39.15	51.05	74.00	22.95	PK	Vertical

Data List										
NO.	**Freq. [MHz]**	**Reading [dBµV/m]**	**Antenna Factor [dB]**	**Cable loss [dB]**	**AMP [dB]**	**Level [dBµV/m]**	**Limit [dBµV/m]**	**Margin [dB]**	**Detector**	**Polarity**
1	11569.425	36.50	39.06	8.76	-39.36	44.96	54.0	9.04	AV	Vertical

Note:
1. Level = Reading + Cable loss + Antenna Factor + AMP
2. If Peak Result complies with AV limit, AV Result is deemed to comply with AV limit.
3. Test setup: RBW: 1 MHz, VBW: 3 MHz, Sweep time: auto.

TR-4-E-009 Radiated Emission Test Result

Test Date:	2024-06-19	**Tested By**:	Genliu
EUT:	Module	**Model Number**:	SKI.WB921AU.1
Test Mode:	AX20 TX 5825MHZ	**Power Supply**:	Battery
Condition:	Temp:21.9°C;Humi:51.0%	**Test Site**:	DDT 3# Chamber
File Path:	d:\ts\2024 report data\Q24053102-2E\FCC ABOVE1G 5.8G\5		
Memo:	Sample Number:S24053102-001 Power Setting:15		

Test Graph

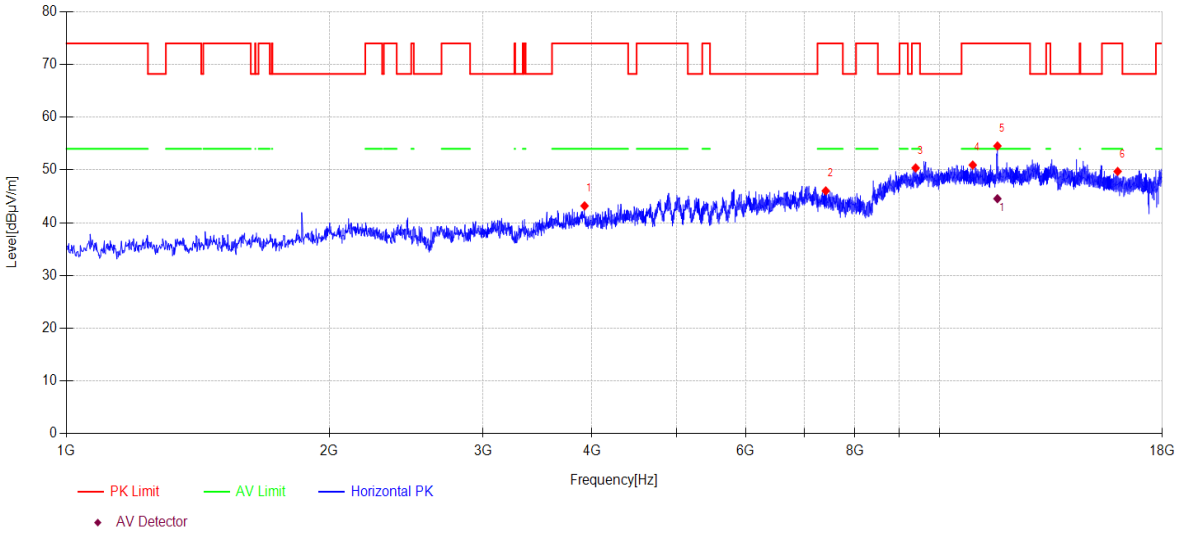

Data List

NO.	Freq. [MHz]	Reading [dBµV/m]	Antenna Factor [dB]	Cable loss [dB]	AMP [dB]	Level [dBµV/m]	Limit [dBµV/m]	Margin [dB]	Detector	Polarity
1	3922.300	47.14	31.16	5.29	-40.40	43.19	74.00	30.81	PK	Horizontal
2	7409.000	43.59	36.68	7.49	-41.72	46.04	74.00	27.96	PK	Horizontal
3	9391.200	42.32	38.70	8.12	-38.76	50.38	74.00	23.62	PK	Horizontal
4	10917.800	42.31	39.30	8.39	-39.06	50.94	74.00	23.06	PK	Horizontal
5	11652.200	46.14	39.00	8.81	-39.40	54.55	74.00	19.45	PK	Horizontal
6	15999.100	40.84	38.00	10.24	-39.36	49.72	74.00	24.28	PK	Horizontal

Data List

NO.	Freq. [MHz]	Reading [dBµV/m]	Antenna Factor [dB]	Cable loss [dB]	AMP [dB]	Level [dBµV/m]	Limit [dBµV/m]	Margin [dB]	Detector	Polarity
1	11651.490	36.14	39.00	8.81	-39.40	44.55	54.0	9.45	AV	Horizontal

Note:
1. Level = Reading + Cable loss + Antenna Factor + AMP
2. If Peak Result complies with AV limit, AV Result is deemed to comply with AV limit.
3. Test setup: RBW: 1 MHz, VBW: 3 MHz, Sweep time: auto.

TR-4-E-009 Radiated Emission Test Result

Test Date:	2024-06-19	**Tested By**:	Genliu
EUT:	Module	**Model Number**:	SKI.WB921AU.1
Test Mode:	AX20 TX 5825MHZ	**Power Supply**:	Battery
Condition:	Temp:21.9°C;Humi:51.0%	**Test Site**:	DDT 3# Chamber
File Path:	d:\ts\2024 report data\Q24053102-2E\FCC ABOVE1G 5.8G\6		
Memo:	Sample Number:S24053102-001 Power Setting:15		

Test Graph

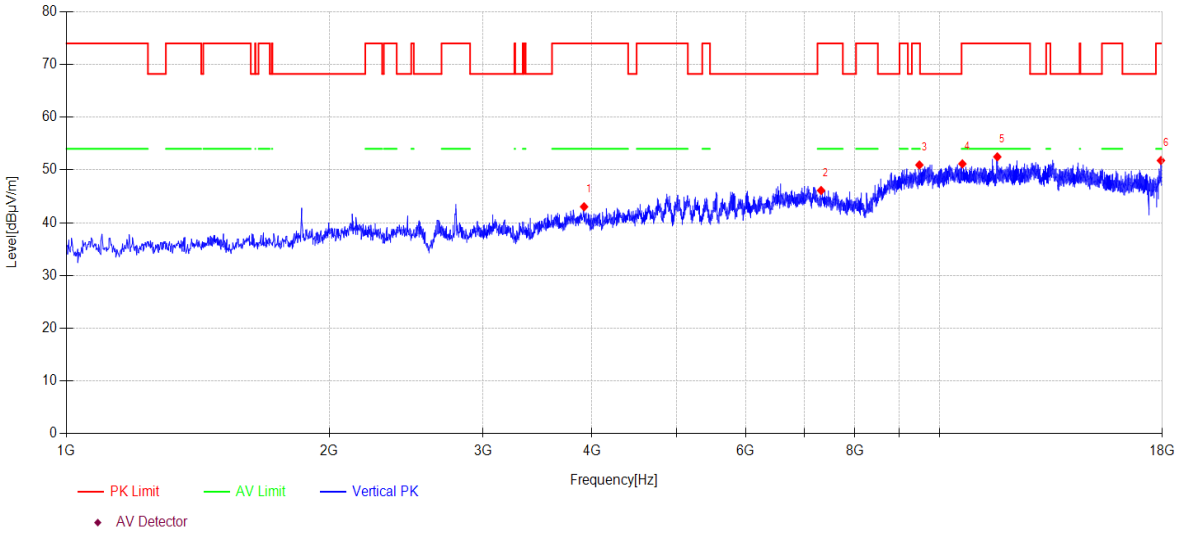

Data List										
NO.	**Freq. [MHz]**	**Reading [dBµV/m]**	**Antenna Factor [dB]**	**Cable loss [dB]**	**AMP [dB]**	**Level [dBµV/m]**	**Limit [dBµV/m]**	**Margin [dB]**	**Detector**	**Polarity**
1	3917.200	46.98	31.17	5.28	-40.40	43.03	74.00	30.97	PK	Vertical
2	7318.900	43.32	36.86	7.43	-41.50	46.11	74.00	27.89	PK	Vertical
3	9484.700	42.88	38.70	8.12	-38.76	50.94	74.00	23.06	PK	Vertical
4	10623.700	42.56	39.25	8.30	-38.95	51.16	74.00	22.84	PK	Vertical
5	11648.800	44.07	39.00	8.81	-39.39	52.49	74.00	21.51	PK	Vertical
6	17933.700	40.30	42.07	11.67	-42.25	51.79	74.00	22.21	PK	Vertical

Note:
1. Level = Reading + Cable loss + Antenna Factor + AMP
2. If Peak Result complies with AV limit, AV Result is deemed to comply with AV limit.
3. Test setup: RBW: 1 MHz, VBW: 3 MHz, Sweep time: auto.

11.Band Edge Compliance

11.1. Test equipment

Equipment	Manufacturer	Model No.	Serial No.	Cal Due To
Broad-Band Horn Antenna	Schwarzbeck	BBHA 9170	DDT-ZC00506	2025/04/26
Active Loop Antenna	Schwarzbeck	FMZB1519	DDT-ZC00524	2025/09/11
RF cable	Zhongke Junchuang	JCT26S-NJ-NJ-1.5M	DDT-ZC02762	2025/03/31
Trilog Broadband Antenna	Schwarzbeck	VULB 9163	DDT-ZC02050	2024/07/11
PSA Series Spectrum Analyzer	Agilent	E4447A	DDT-ZC00517	2025/03/31
RF cable	Yuhu Technology	ZT26S-SMAJ-SMAJ-1M	DDT-ZC02037	2025/03/31
Pre-amplifier	COM-POWER	PAM-840A	DDT-ZC01693	2025/03/31
High Pass filter	Xi'an Xingbo	XBLBQ-GTA67	DDT-ZC02179	2025/04/22
RF cable	Yuhu Technology	JCTB810-NJ-NJ-9M	DDT-ZC02538	2025/03/31
Micro-Tronics filters	REBES	BRM50702	DDT-ZC03242	/
RF Cable	N/A	W13.02 AP1-X2	DDT-ZC04023	2025/03/31
RF Cable	N/A	W24.02 HL-562	DDT-ZC04022	2025/03/31
EMI TEST RECEIVER	R&S	ESU26	DDT-ZC01909	2025/03/31
Micro-Tronics filters	REBES	BRM50716	DDT-ZC03240	/
High pass filter	Micro-Tronics	HPM50108	DDT-ZC00560	2025/04/22
ELECTRIC AND MAGNETIC FIELD ANALYZER	Narda	EHP-200A	DDT-ZC01401	2024/09/20
Pre-amplifier	COM-POWER	PAM-118A	DDT-ZC01293	2024/07/14
High pass filter	Micro-Tronics	HPM50102	DDT-ZC00561	2025/04/22
Hochgewinn-Hornantenne	SCHWARZBECK	BBHA 9120 D	DDT-ZC02129	2025/09/18

11.2. Block diagram of test setup

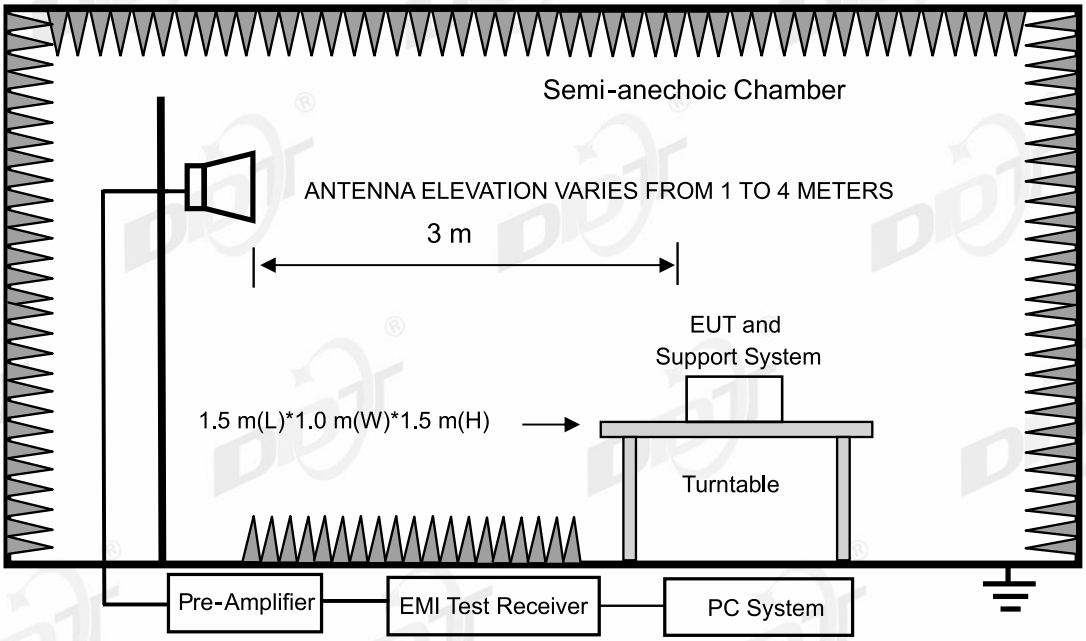

11.3. Limits

(1) For transmitters operating in the 5.15-5.25 GHz band: All emissions outside of the 5.15-5.35 GHz band shall not exceed an e.i.r.p. of −27 dBm/MHz.

(2) For transmitters operating in the 5.25-5.35 GHz band: All emissions outside of the 5.15-5.35 GHz band shall not exceed an e.i.r.p. of −27 dBm/MHz.

(3) For transmitters operating in the 5.47-5.725 GHz band: All emissions outside of the 5.47-5.725 GHz band shall not exceed an e.i.r.p. of −27 dBm/MHz.

(4) For transmitters operating solely in the 5.725-5.850 GHz band:
All emissions shall be limited to a level of −27 dBm/MHz at 75 MHz or more above or below the band edge increasing linearly to 10 dBm/MHz at 25 MHz above or below the band edge, and from 25 MHz above or below the band edge increasing linearly to a level of 15.6 dBm/MHz at 5 MHz above or below the band edge, and from 5 MHz above or below the band edge increasing linearly to a level of 27 dBm/MHz at the band edge.

11.4. Assistant equipment used for test

Assistant equipment	Manufacturer	Model number	Description	other
/	/	/	/	/

11.5. Test procedure

Same with Emissions in Restricted Frequency Bands except change investigated frequency range from 5.15-5.25 GHz, 5250-5350 GHz, 5470-5725 GHz, 5.725-5.85 GHz.

Remark: All restriction band have been tested, and only the worst case is shown in report.

11.6. Test result

PASS. (See below detailed test result)

11.7. Test data

TR-4-E-009 Radiated Emission Test Result

Test Date:	2024-06-20	**Tested By**:	Genliu
EUT:	Module	**Model Number**:	SKI.WB921AU.1
Test Mode:	11A TX 5180MHZ ant1	**Power Supply**:	Battery
Condition:	Temp:21.9°C;Humi:51.0%	**Test Site**:	DDT 3# Chamber
File Path:	d:\ts\2024 report data\Q24053102-2E\FCC ABOVE1G 5G\94		
Memo:	Sample Number:S24053102-001 Power Setting:8		

Test Graph

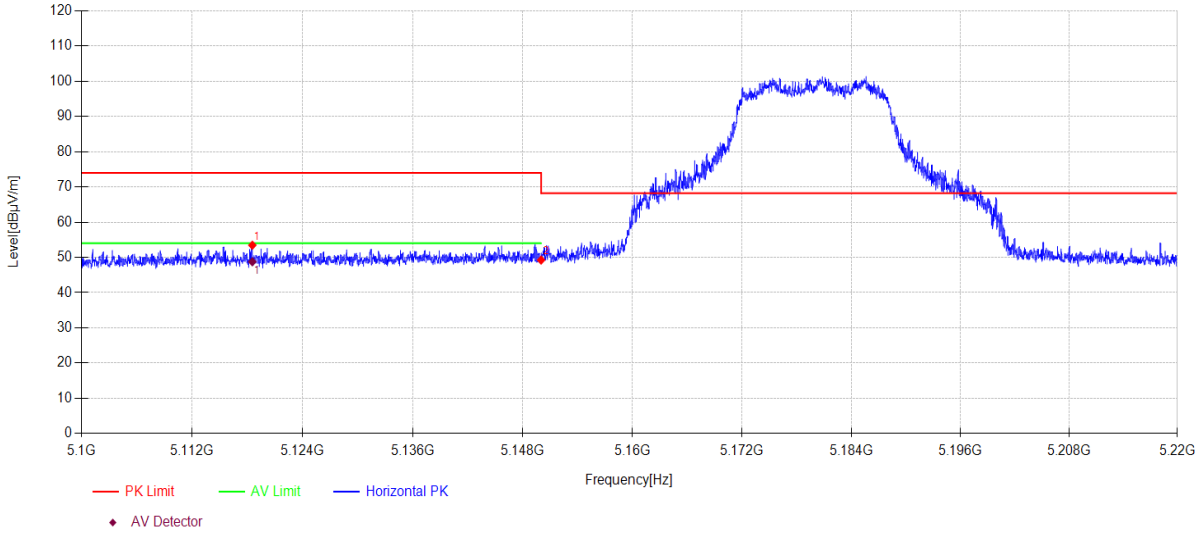

Data List										
NO.	**Freq. [MHz]**	**Reading [dBµV/m]**	**Antenna Factor [dB]**	**Cable loss [dB]**	**AMP [dB]**	**Level [dBµV/m]**	**Limit [dBµV/m]**	**Margin [dB]**	**Detector**	**Polarity**
1	5118.540	14.80	33.40	5.26	0.00	53.46	74.00	20.54	PK	Horizontal
2	5150.000	10.57	33.40	5.28	0.00	49.25	68.20	18.95	PK	Horizontal

Data List										
NO.	**Freq. [MHz]**	**Reading [dBµV/m]**	**Antenna Factor [dB]**	**Cable loss [dB]**	**AMP [dB]**	**Level [dBµV/m]**	**Limit [dBµV/m]**	**Margin [dB]**	**Detector**	**Polarity**
1	5118.540	10.11	33.40	5.26	0.00	48.77	54.0	5.23	AV	Horizontal

Note:
1. Level = Reading + Cable loss + Antenna Factor + AMP
2. If Peak Result complies with AV limit, AV Result is deemed to comply with AV limit.
3. Test setup: RBW: 1 MHz, VBW: 3 MHz, Sweep time: auto.

TR-4-E-009 Radiated Emission Test Result

Test Date:	2024-06-20	**Tested By**:	Genliu
EUT:	Module	**Model Number**:	SKI.WB921AU.1
Test Mode:	11A TX 5180MHZ ant1	**Power Supply**:	Battery
Condition:	Temp:21.9°C;Humi:51.0%	**Test Site**:	DDT 3# Chamber
File Path:	d:\ts\2024 report data\Q24053102-2E\FCC ABOVE1G 5G\95		
Memo:	Sample Number:S24053102-001 Power Setting:8		

Test Graph

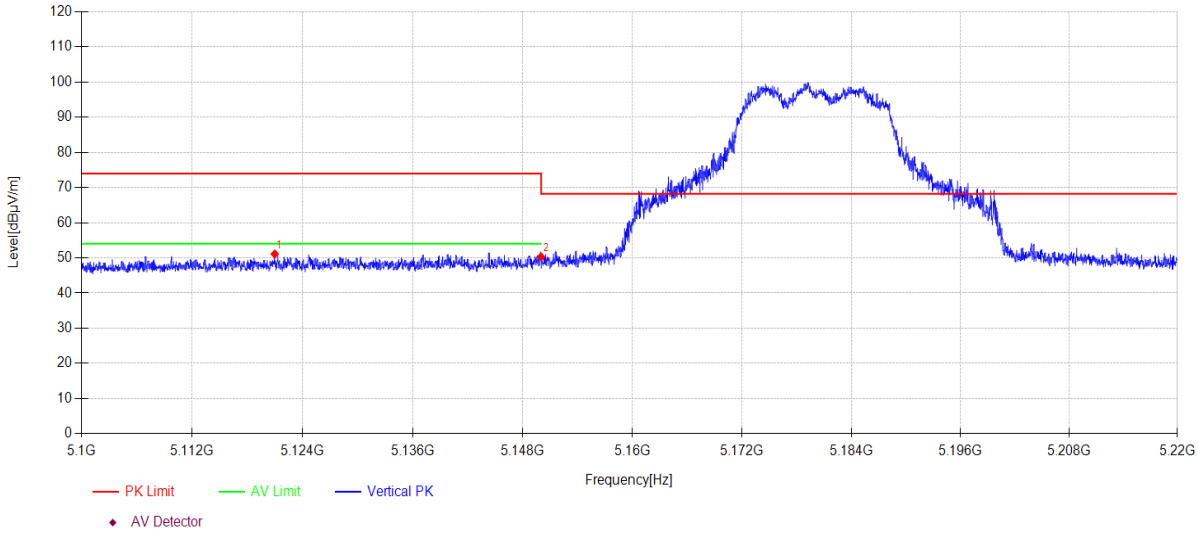

Data List										
NO.	**Freq. [MHz]**	**Reading [dBµV/m]**	**Antenna Factor [dB]**	**Cable loss [dB]**	**AMP [dB]**	**Level [dBµV/m]**	**Limit [dBµV/m]**	**Margin [dB]**	**Detector**	**Polarity**
1	5120.976	12.44	33.40	5.26	0.00	51.10	74.00	22.90	PK	Vertical
2	5150.000	11.63	33.40	5.28	0.00	50.31	68.20	17.89	PK	Vertical

Note:
1. Level = Reading + Cable loss + Antenna Factor + AMP
2. If Peak Result complies with AV limit, AV Result is deemed to comply with AV limit.
3. Test setup: RBW: 1 MHz, VBW: 3 MHz, Sweep time: auto.

TR-4-E-009 Radiated Emission Test Result

Test Date:	2024-06-20	**Tested By**:	Genliu
EUT:	Module	**Model Number**:	SKI.WB921AU.1
Test Mode:	11A TX 5320MHZ ant1	**Power Supply**:	Battery
Condition:	Temp:21.9°C;Humi:51.0%	**Test Site**:	DDT 3# Chamber
File Path:	d:\ts\2024 report data\Q24053102-2E\FCC ABOVE1G 5G\96		
Memo:	Sample Number:S24053102-001 Power Setting:8		

Test Graph

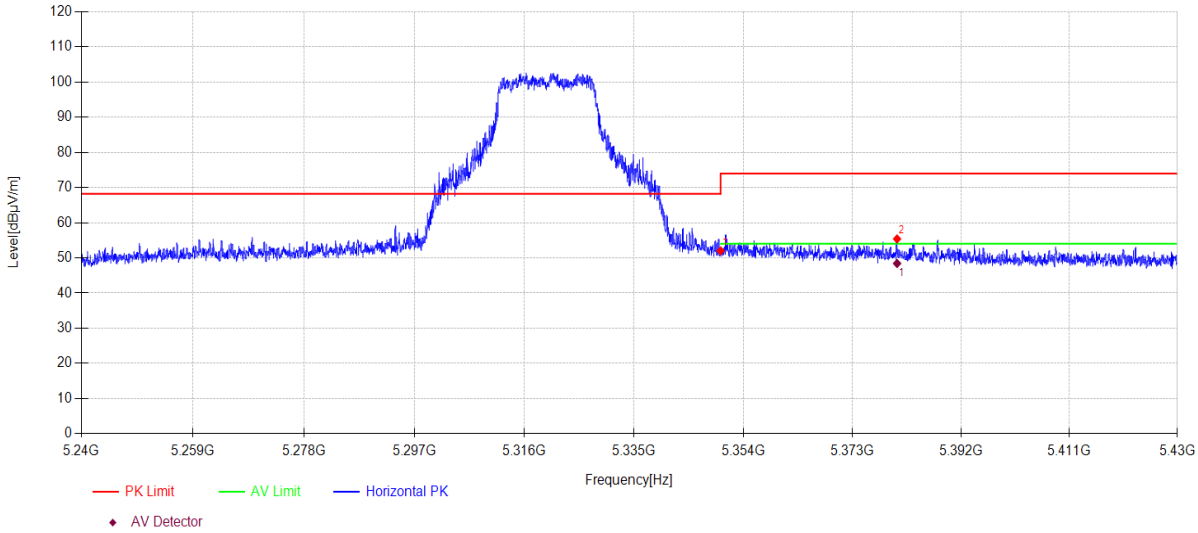

Data List										
NO.	**Freq. [MHz]**	**Reading [dBµV/m]**	**Antenna Factor [dB]**	**Cable loss [dB]**	**AMP [dB]**	**Level [dBµV/m]**	**Limit [dBµV/m]**	**Margin [dB]**	**Detector**	**Polarity**
1	5350.000	13.50	33.10	5.41	0.00	52.01	74.00	21.99	PK	Horizontal
2	5380.771	16.86	33.10	5.43	0.00	55.39	74.00	18.61	PK	Horizontal

Data List										
NO.	**Freq. [MHz]**	**Reading [dBµV/m]**	**Antenna Factor [dB]**	**Cable loss [dB]**	**AMP [dB]**	**Level [dBµV/m]**	**Limit [dBµV/m]**	**Margin [dB]**	**Detector**	**Polarity**
1	5380.771	9.88	33.10	5.43	0.00	48.41	54.0	5.59	AV	Horizontal

Note:
1. Level = Reading + Cable loss + Antenna Factor + AMP
2. If Peak Result complies with AV limit, AV Result is deemed to comply with AV limit.
3. Test setup: RBW: 1 MHz, VBW: 3 MHz, Sweep time: auto.

TR-4-E-009 Radiated Emission Test Result

Test Date:	2024-06-20	**Tested By**:	Genliu
EUT:	Module	**Model Number**:	SKI.WB921AU.1
Test Mode:	11A TX 5320MHZ ant1	**Power Supply**:	Battery
Condition:	Temp:21.9°C;Humi:51.0%	**Test Site**:	DDT 3# Chamber
File Path:	d:\ts\2024 report data\Q24053102-2E\FCC ABOVE1G 5G\97		
Memo:	Sample Number:S24053102-001 Power Setting:8		

Test Graph

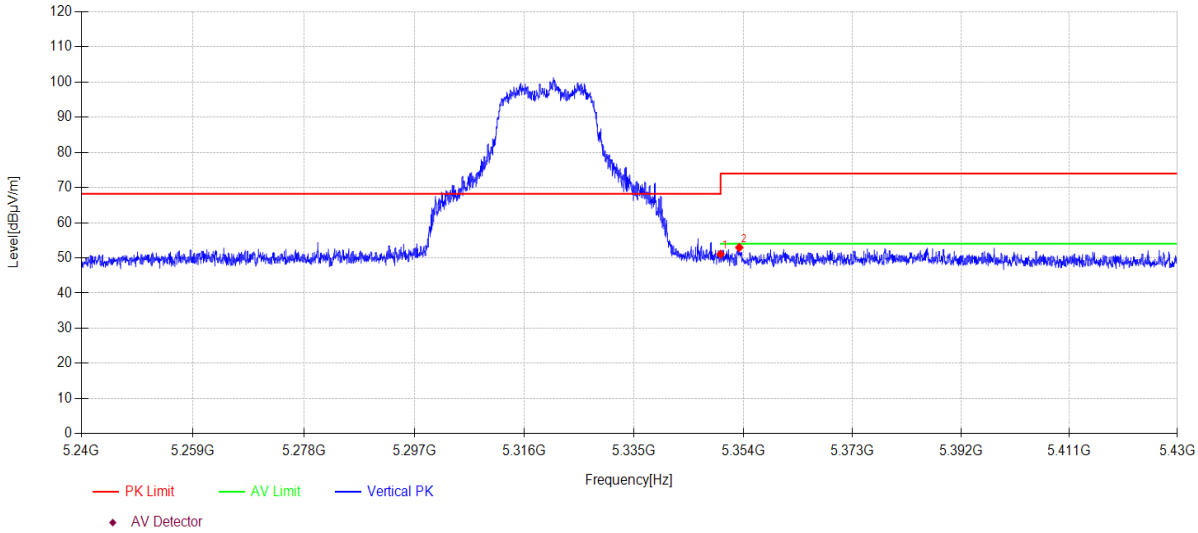

Data List										
N O.	**Freq. [MHz]**	**Reading [dBµV/m]**	**Antenna Factor [dB]**	**Cable loss [dB]**	**AMP [dB]**	**Level [dBµV/m]**	**Limit [dBµV/m]**	**Margin [dB]**	**Detector**	**Polarity**
1	5350.000	12.56	33.10	5.41	0.00	51.07	74.00	22.93	PK	Vertical
2	5353.240	14.45	33.10	5.41	0.00	52.96	74.00	21.04	PK	Vertical

Note:
1. Level = Reading + Cable loss + Antenna Factor + AMP
2. If Peak Result complies with AV limit, AV Result is deemed to comply with AV limit.
3. Test setup: RBW: 1 MHz, VBW: 3 MHz, Sweep time: auto.

TR-4-E-009 Radiated Emission Test Result

Test Date:	2024-06-20	**Tested By**:	Genliu
EUT:	Module	**Model Number**:	SKI.WB921AU.1
Test Mode:	11A TX 5180MHZ ant2	**Power Supply**:	Battery
Condition:	Temp:21.9°C;Humi:51.0%	**Test Site**:	DDT 3# Chamber
File Path:	d:\ts\2024 report data\Q24053102-2E\FCC ABOVE1G 5G\102		
Memo:	Sample Number:S24053102-001 Power Setting:8		

Test Graph

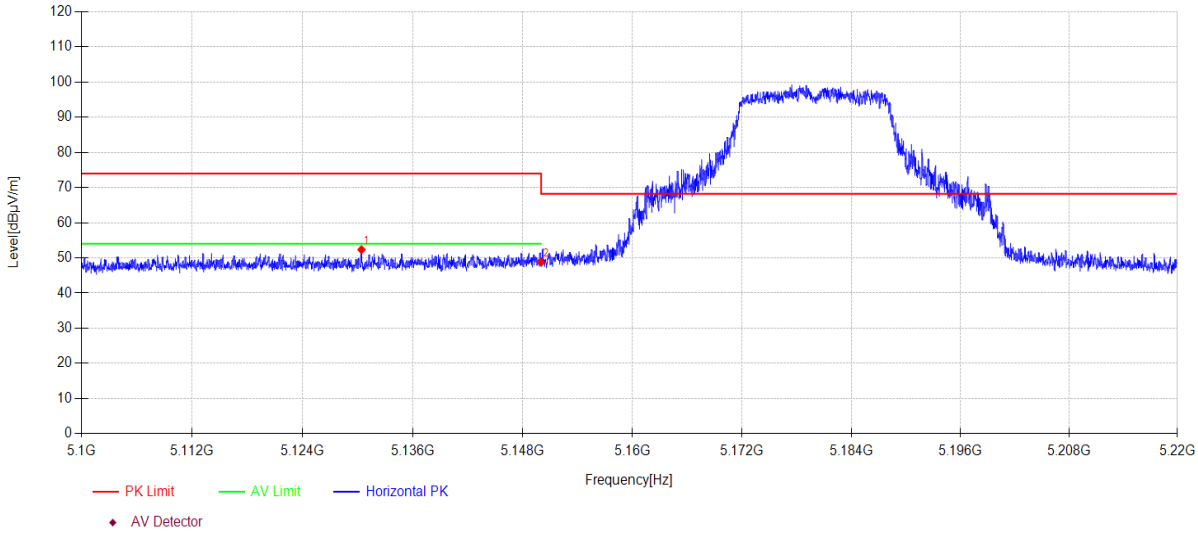

Data List										
N O.	**Freq. [MHz]**	**Reading [dBµV/m]**	**Antenna Factor [dB]**	**Cable loss [dB]**	**AMP [dB]**	**Level [dBµV/m]**	**Limit [dBµV/m]**	**Margin [dB]**	**Detector**	**Polarity**
1	5130.408	13.68	33.40	5.27	0.00	52.35	74.00	21.65	PK	Horizontal
2	5150.000	10.11	33.40	5.28	0.00	48.79	68.20	19.41	PK	Horizontal

Note:
1. Level = Reading + Cable loss + Antenna Factor + AMP
2. If Peak Result complies with AV limit, AV Result is deemed to comply with AV limit.
3. Test setup: RBW: 1 MHz, VBW: 3 MHz, Sweep time: auto.

TR-4-E-009 Radiated Emission Test Result

Test Date:	2024-06-20	**Tested By**:	Genliu
EUT:	Module	**Model Number**:	SKI.WB921AU.1
Test Mode:	11A TX 5180MHZ ant2	**Power Supply**:	Battery
Condition:	Temp:21.9°C;Humi:51.0%	**Test Site**:	DDT 3# Chamber
File Path:	d:\ts\2024 report data\Q24053102-2E\FCC ABOVE1G 5G\103		
Memo:	Sample Number:S24053102-001 Power Setting:8		

Test Graph

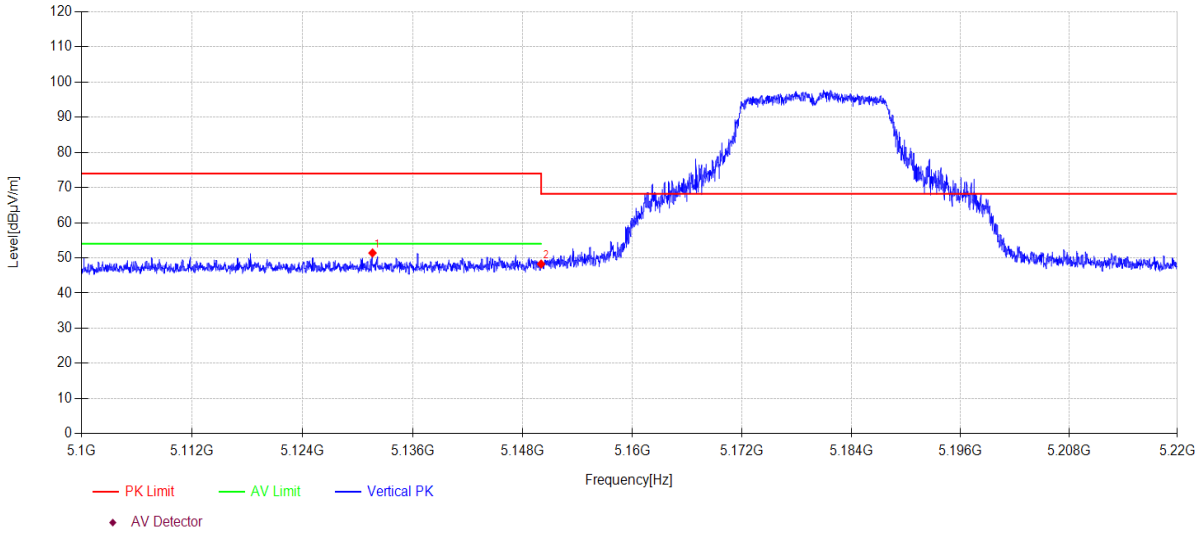

Data List										
NO.	**Freq. [MHz]**	**Reading [dBµV/m]**	**Antenna Factor [dB]**	**Cable loss [dB]**	**AMP [dB]**	**Level [dBµV/m]**	**Limit [dBµV/m]**	**Margin [dB]**	**Detector**	**Polarity**
1	5131.608	12.73	33.40	5.27	0.00	51.40	74.00	22.60	PK	Vertical
2	5150.000	9.58	33.40	5.28	0.00	48.26	68.20	19.94	PK	Vertical

Note:
1. Level = Reading + Cable loss + Antenna Factor + AMP
2. If Peak Result complies with AV limit, AV Result is deemed to comply with AV limit.
3. Test setup: RBW: 1 MHz, VBW: 3 MHz, Sweep time: auto.

TR-4-E-009 Radiated Emission Test Result

Test Date:	2024-06-20	**Tested By**:	Genliu
EUT:	Module	**Model Number**:	SKI.WB921AU.1
Test Mode:	11A TX 5320MHZ ant2	**Power Supply**:	Battery
Condition:	Temp:21.9°C;Humi:51.0%	**Test Site**:	DDT 3# Chamber
File Path:	d:\ts\2024 report data\Q24053102-2E\FCC ABOVE1G 5G\104		
Memo:	Sample Number:S24053102-001 Power Setting:8		

Test Graph

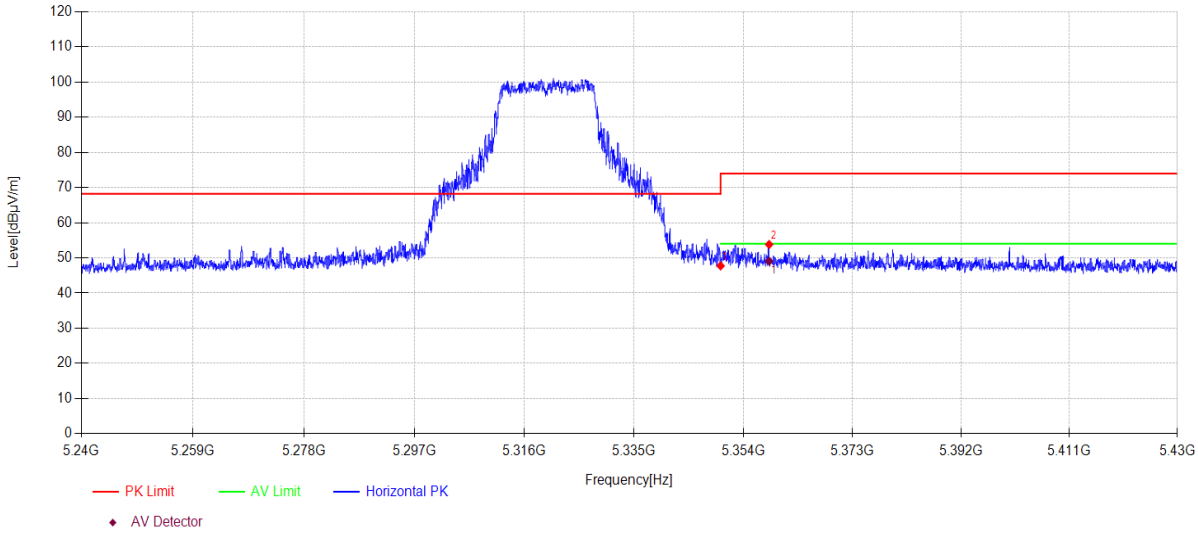

Data List										
NO.	**Freq. [MHz]**	**Reading [dBµV/m]**	**Antenna Factor [dB]**	**Cable loss [dB]**	**AMP [dB]**	**Level [dBµV/m]**	**Limit [dBµV/m]**	**Margin [dB]**	**Detector**	**Polarity**
1	5350.000	9.23	33.10	5.41	0.00	47.74	74.00	26.26	PK	Horizontal
2	5358.446	15.29	33.10	5.42	0.00	53.81	74.00	20.19	PK	Horizontal

Data List										
NO.	**Freq. [MHz]**	**Reading [dBµV/m]**	**Antenna Factor [dB]**	**Cable loss [dB]**	**AMP [dB]**	**Level [dBµV/m]**	**Limit [dBµV/m]**	**Margin [dB]**	**Detector**	**Polarity**
1	5358.446	10.54	33.10	5.42	0.00	49.06	54.0	4.94	AV	Horizontal

Note:
1. Level = Reading + Cable loss + Antenna Factor + AMP
2. If Peak Result complies with AV limit, AV Result is deemed to comply with AV limit.
3. Test setup: RBW: 1 MHz, VBW: 3 MHz, Sweep time: auto.

TR-4-E-009 Radiated Emission Test Result

Test Date:	2024-06-20	**Tested By**:	Genliu
EUT:	Module	**Model Number**:	SKI.WB921AU.1
Test Mode:	11A TX 5320MHZ ant2	**Power Supply**:	Battery
Condition:	Temp:21.9°C;Humi:51.0%	**Test Site**:	DDT 3# Chamber
File Path:	d:\ts\2024 report data\Q24053102-2E\FCC ABOVE1G 5G\105		
Memo:	Sample Number:S24053102-001 Power Setting:8		

Test Graph

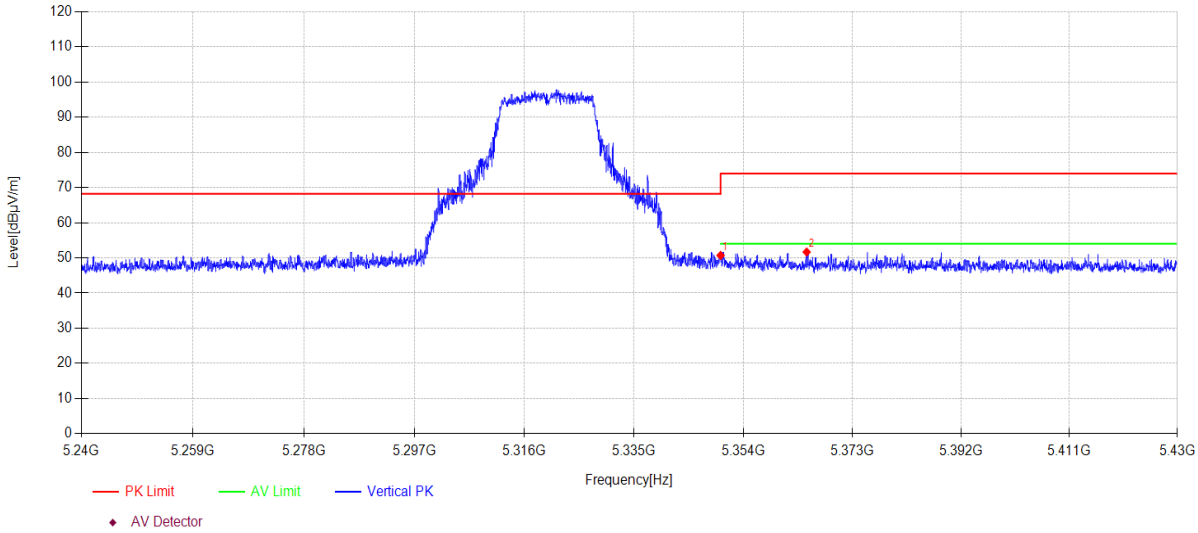

Data List										
NO.	**Freq. [MHz]**	**Reading [dBµV/m]**	**Antenna Factor [dB]**	**Cable loss [dB]**	**AMP [dB]**	**Level [dBµV/m]**	**Limit [dBµV/m]**	**Margin [dB]**	**Detector**	**Polarity**
1	5350.000	12.20	33.10	5.41	0.00	50.71	74.00	23.29	PK	Vertical
2	5364.982	13.16	33.10	5.42	0.00	51.68	74.00	22.32	PK	Vertical

Note:
1. Level = Reading + Cable loss + Antenna Factor + AMP
2. If Peak Result complies with AV limit, AV Result is deemed to comply with AV limit.
3. Test setup: RBW: 1 MHz, VBW: 3 MHz, Sweep time: auto.

TR-4-E-009 Radiated Emission Test Result

Test Date:	2024-06-20	**Tested By**:	Genliu
EUT:	Module	**Model Number**:	SKI.WB921AU.1
Test Mode:	N20 TX 5180MHZ	**Power Supply**:	Battery
Condition:	Temp:21.9°C;Humi:51.0%	**Test Site**:	DDT 3# Chamber
File Path:	d:\ts\2024 report data\Q24053102-2E\FCC ABOVE1G 5G\42		
Memo:	Sample Number:S24053102-001 Power Setting:8		

Test Graph

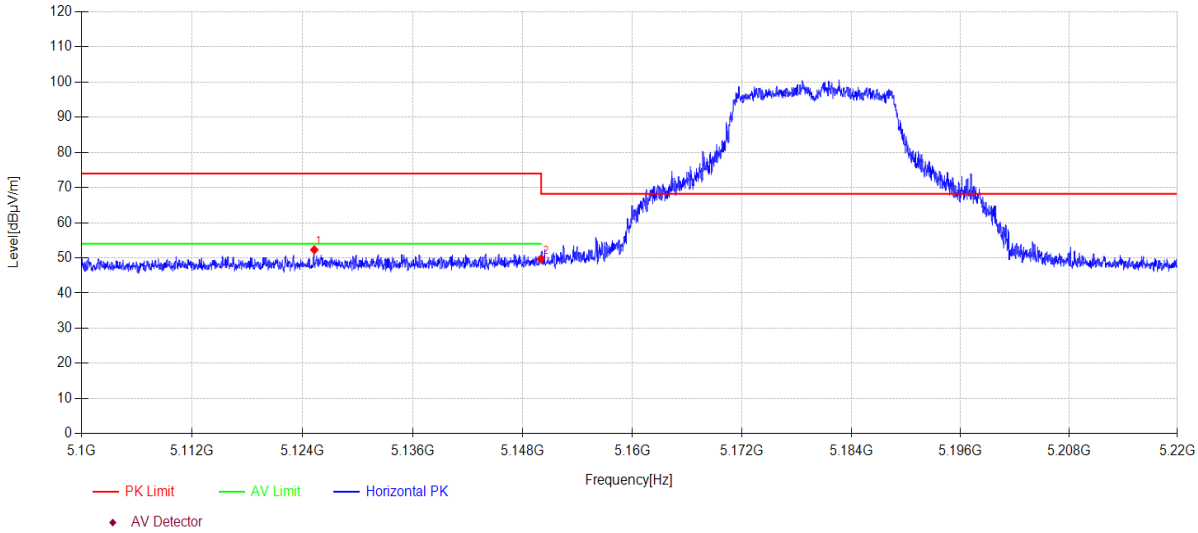

Data List										
NO.	**Freq. [MHz]**	**Reading [dBµV/m]**	**Antenna Factor [dB]**	**Cable loss [dB]**	**AMP [dB]**	**Level [dBµV/m]**	**Limit [dBµV/m]**	**Margin [dB]**	**Detector**	**Polarity**
1	5125.272	13.65	33.40	5.26	0.00	52.31	74.00	21.69	PK	Horizontal
2	5150.000	11.03	33.40	5.28	0.00	49.71	68.20	18.49	PK	Horizontal

Note:
1. Level = Reading + Cable loss + Antenna Factor + AMP
2. If Peak Result complies with AV limit, AV Result is deemed to comply with AV limit.
3. Test setup: RBW: 1 MHz, VBW: 3 MHz, Sweep time: auto.

TR-4-E-009 Radiated Emission Test Result

Test Date:	2024-06-20	**Tested By**:	Genliu
EUT:	Module	**Model Number**:	SKI.WB921AU.1
Test Mode:	N20 TX 5180MHZ	**Power Supply**:	Battery
Condition:	Temp:21.9°C;Humi:51.0%	**Test Site**:	DDT 3# Chamber
File Path:	d:\ts\2024 report data\Q24053102-2E\FCC ABOVE1G 5G\43		
Memo:	Sample Number:S24053102-001 Power Setting:8		

Test Graph

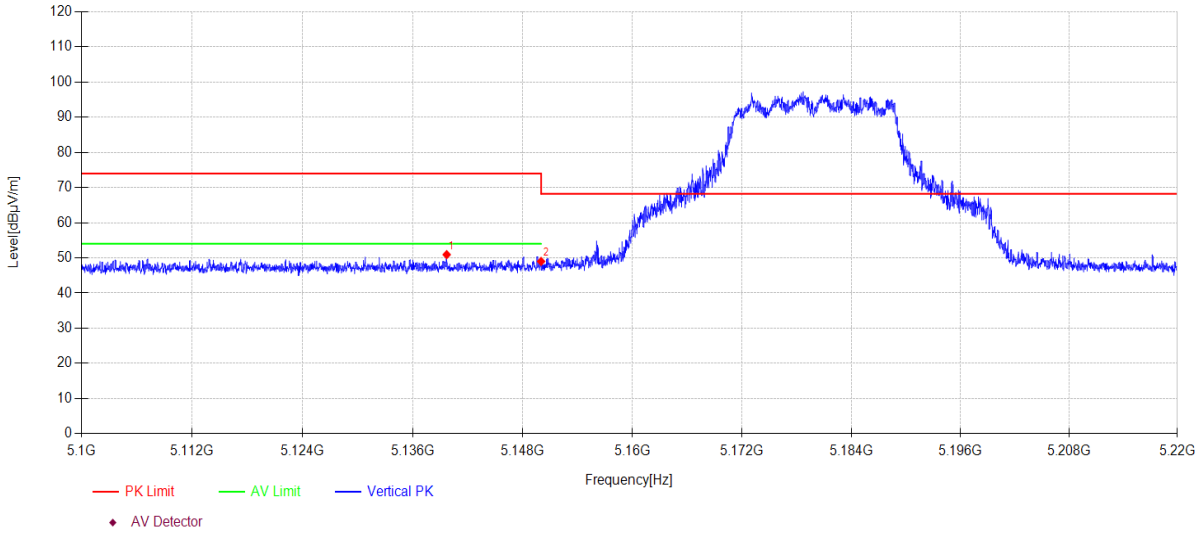

Data List										
NO.	**Freq. [MHz]**	**Reading [dBµV/m]**	**Antenna Factor [dB]**	**Cable loss [dB]**	**AMP [dB]**	**Level [dBµV/m]**	**Limit [dBµV/m]**	**Margin [dB]**	**Detector**	**Polarity**
1	5139.696	12.26	33.40	5.27	0.00	50.93	74.00	23.07	PK	Vertical
2	5150.000	10.32	33.40	5.28	0.00	49.00	68.20	19.20	PK	Vertical

Note:
1. Level = Reading + Cable loss + Antenna Factor + AMP
2. If Peak Result complies with AV limit, AV Result is deemed to comply with AV limit.
3. Test setup: RBW: 1 MHz, VBW: 3 MHz, Sweep time: auto.

TR-4-E-009 Radiated Emission Test Result

Test Date:	2024-06-20	**Tested By**:	Genliu
EUT:	Module	**Model Number**:	SKI.WB921AU.1
Test Mode:	N20 TX 5320MHZ	**Power Supply**:	Battery
Condition:	Temp:21.9°C;Humi:51.0%	**Test Site**:	DDT 3# Chamber
File Path:	d:\ts\2024 report data\Q24053102-2E\FCC ABOVE1G 5G\44		
Memo:	Sample Number:S24053102-001 Power Setting:8		

Test Graph

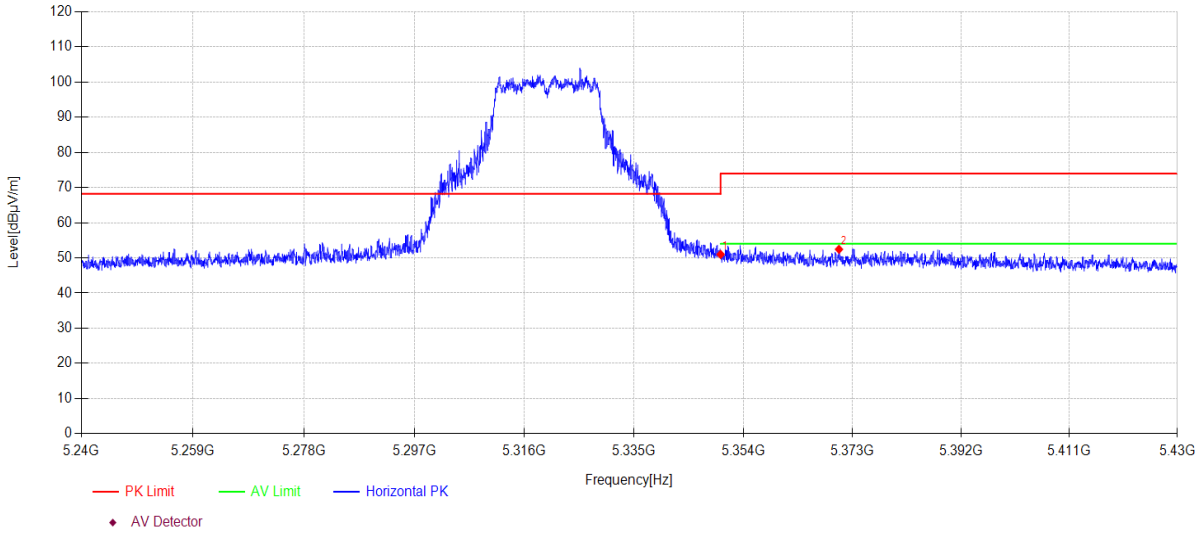

Data List										
N O.	**Freq. [MHz]**	**Reading [dBµV/m]**	**Antenna Factor [dB]**	**Cable loss [dB]**	**AMP [dB]**	**Level [dBµV/m]**	**Limit [dBµV/m]**	**Margin [dB]**	**Detector**	**Polarity**
1	5350.000	12.48	33.10	5.41	0.00	50.99	74.00	23.01	PK	Horizontal
2	5370.625	13.92	33.10	5.42	0.00	52.44	74.00	21.56	PK	Horizontal

Note:
1. Level = Reading + Cable loss + Antenna Factor + AMP
2. If Peak Result complies with AV limit, AV Result is deemed to comply with AV limit.
3. Test setup: RBW: 1 MHz, VBW: 3 MHz, Sweep time: auto.

TR-4-E-009 Radiated Emission Test Result

Test Date:	2024-06-20	**Tested By**:	Genliu
EUT:	Module	**Model Number**:	SKI.WB921AU.1
Test Mode:	N20 TX 5320MHZ	**Power Supply**:	Battery
Condition:	Temp:21.9°C;Humi:51.0%	**Test Site**:	DDT 3# Chamber
File Path:	d:\ts\2024 report data\Q24053102-2E\FCC ABOVE1G 5G\45		
Memo:	Sample Number:S24053102-001 Power Setting:8		

Test Graph

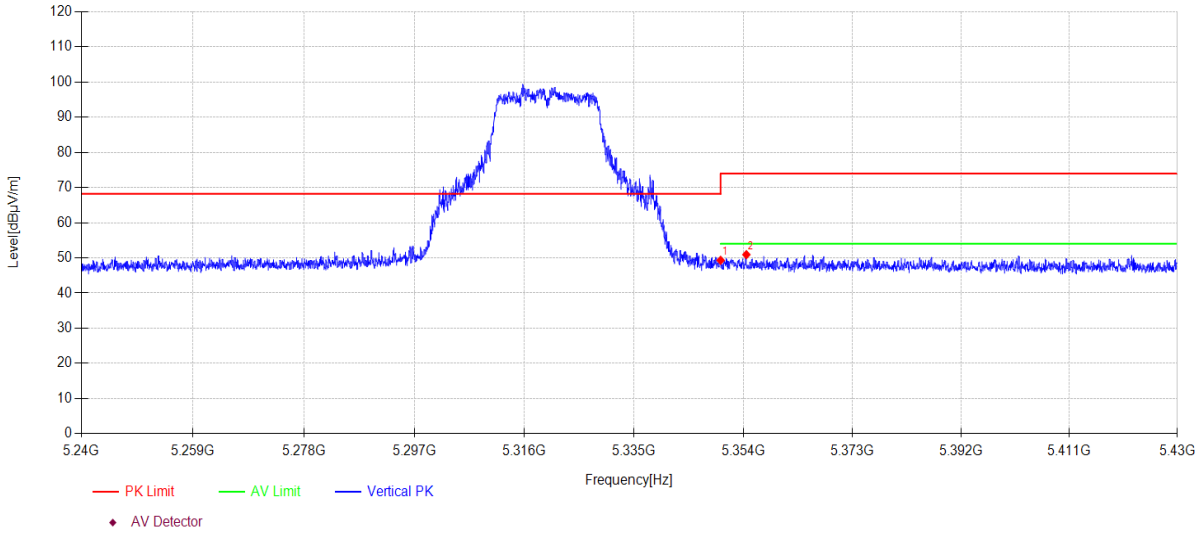

Data List										
NO.	**Freq. [MHz]**	**Reading [dBµV/m]**	**Antenna Factor [dB]**	**Cable loss [dB]**	**AMP [dB]**	**Level [dBµV/m]**	**Limit [dBµV/m]**	**Margin [dB]**	**Detector**	**Polarity**
1	5350.000	10.81	33.10	5.41	0.00	49.32	74.00	24.68	PK	Vertical
2	5354.475	12.42	33.10	5.41	0.00	50.93	74.00	23.07	PK	Vertical

Note:
1. Level = Reading + Cable loss + Antenna Factor + AMP
2. If Peak Result complies with AV limit, AV Result is deemed to comply with AV limit.
3. Test setup: RBW: 1 MHz, VBW: 3 MHz, Sweep time: auto.

TR-4-E-009 Radiated Emission Test Result

Test Date:	2024-06-20	**Tested By**:	Genliu
EUT:	Module	**Model Number**:	SKI.WB921AU.1
Test Mode:	AC20 TX 5180MHZ	**Power Supply**:	Battery
Condition:	Temp:21.9°C;Humi:51.0%	**Test Site**:	DDT 3# Chamber
File Path:	d:\ts\2024 report data\Q24053102-2E\FCC ABOVE1G 5G\48		
Memo:	Sample Number:S24053102-001 Power Setting:8		

Test Graph

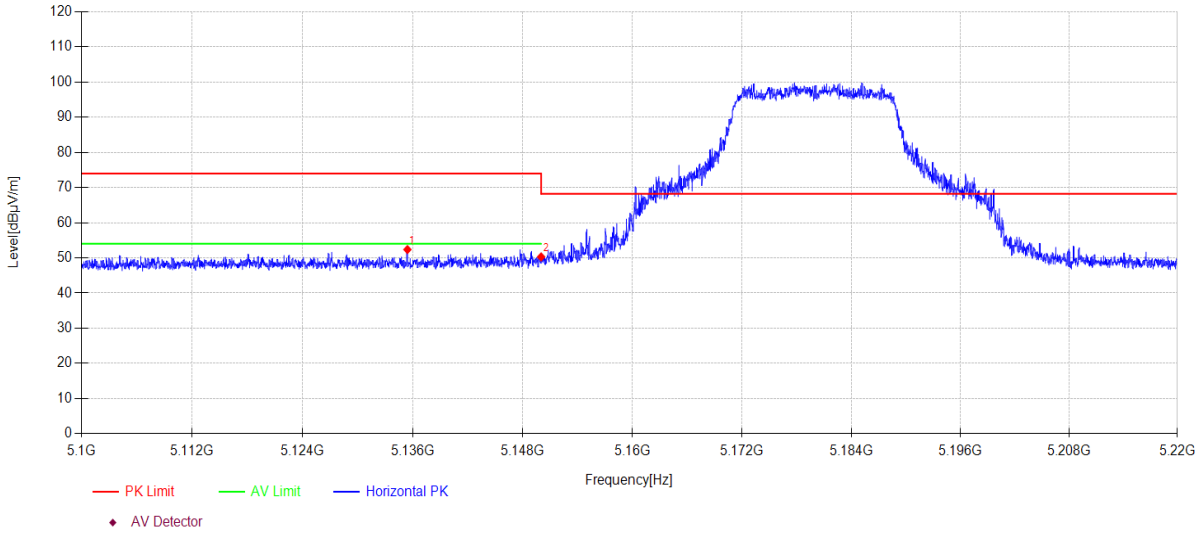

Data List										
NO.	**Freq. [MHz]**	**Reading [dBµV/m]**	**Antenna Factor [dB]**	**Cable loss [dB]**	**AMP [dB]**	**Level [dBµV/m]**	**Limit [dBµV/m]**	**Margin [dB]**	**Detector**	**Polarity**
1	5135.412	13.71	33.40	5.27	0.00	52.38	74.00	21.62	PK	Horizontal
2	5150.000	11.61	33.40	5.28	0.00	50.29	68.20	17.91	PK	Horizontal

Note:
1. Level = Reading + Cable loss + Antenna Factor + AMP
2. If Peak Result complies with AV limit, AV Result is deemed to comply with AV limit.
3. Test setup: RBW: 1 MHz, VBW: 3 MHz, Sweep time: auto.

TR-4-E-009 Radiated Emission Test Result

Test Date:	2024-06-20	**Tested By**:	Genliu
EUT:	Module	**Model Number**:	SKI.WB921AU.1
Test Mode:	AC20 TX 5180MHZ	**Power Supply**:	Battery
Condition:	Temp:21.9°C;Humi:51.0%	**Test Site**:	DDT 3# Chamber
File Path:	d:\ts\2024 report data\Q24053102-2E\FCC ABOVE1G 5G\49		
Memo:	Sample Number:S24053102-001 Power Setting:8		

Test Graph

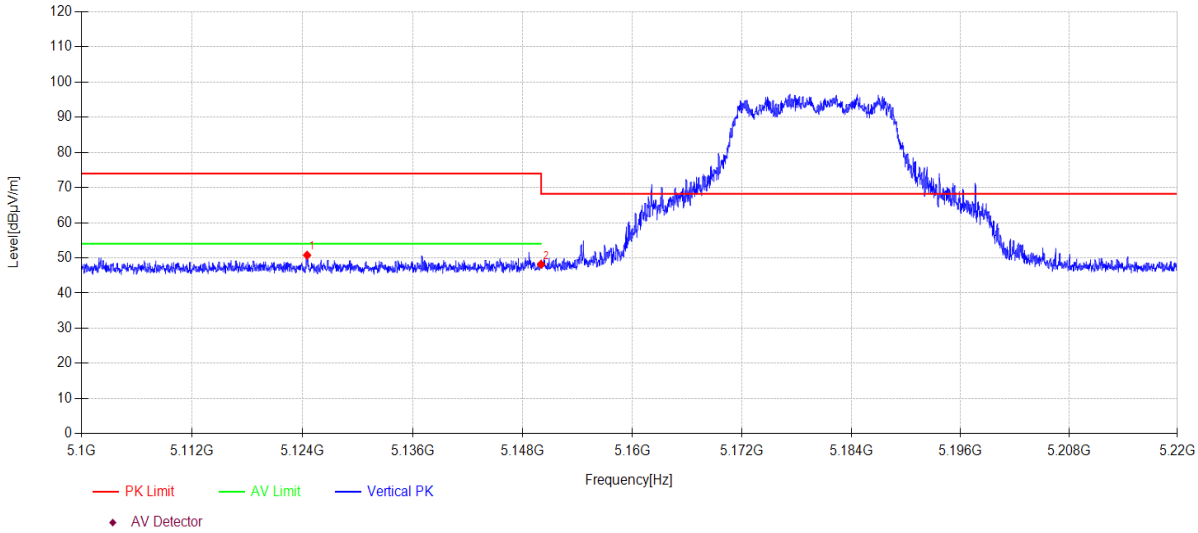

Data List										
NO.	**Freq. [MHz]**	**Reading [dBµV/m]**	**Antenna Factor [dB]**	**Cable loss [dB]**	**AMP [dB]**	**Level [dBµV/m]**	**Limit [dBµV/m]**	**Margin [dB]**	**Detector**	**Polarity**
1	5124.492	12.11	33.40	5.26	0.00	50.77	74.00	23.23	PK	Vertical
2	5150.000	9.51	33.40	5.28	0.00	48.19	68.20	20.01	PK	Vertical

Note:
1. Level = Reading + Cable loss + Antenna Factor + AMP
2. If Peak Result complies with AV limit, AV Result is deemed to comply with AV limit.
3. Test setup: RBW: 1 MHz, VBW: 3 MHz, Sweep time: auto.

TR-4-E-009 Radiated Emission Test Result

Test Date:	2024-06-20	**Tested By**:	Genliu
EUT:	Module	**Model Number**:	SKI.WB921AU.1
Test Mode:	AC20 TX 5320MHZ	**Power Supply**:	Battery
Condition:	Temp:21.9°C;Humi:51.0%	**Test Site**:	DDT 3# Chamber
File Path:	d:\ts\2024 report data\Q24053102-2E\FCC ABOVE1G 5G\46		
Memo:	Sample Number:S24053102-001 Power Setting:8		

Test Graph

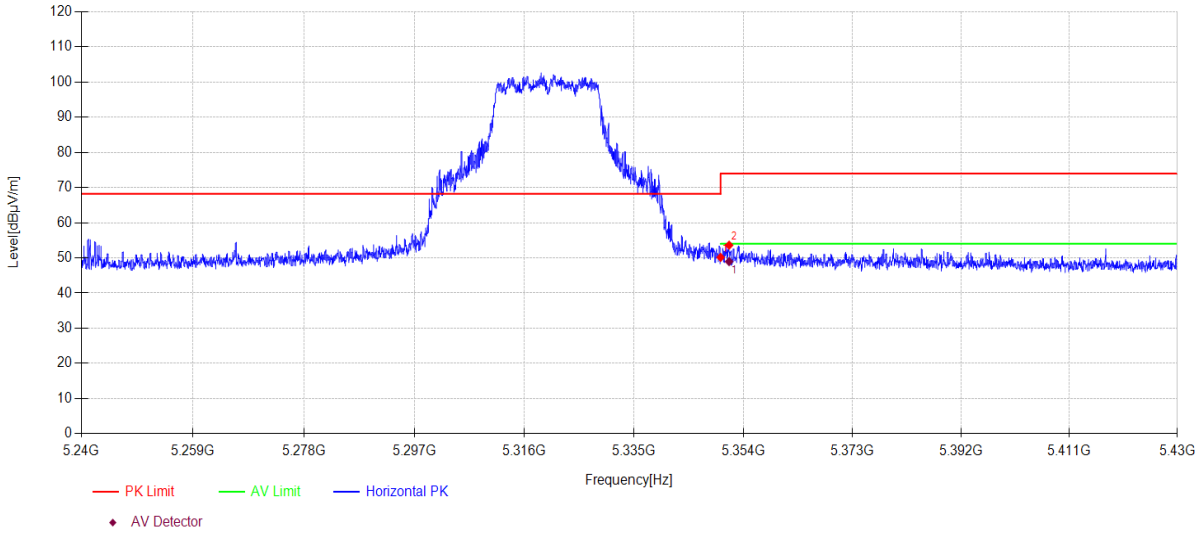

Data List										
NO.	**Freq. [MHz]**	**Reading [dBµV/m]**	**Antenna Factor [dB]**	**Cable loss [dB]**	**AMP [dB]**	**Level [dBµV/m]**	**Limit [dBµV/m]**	**Margin [dB]**	**Detector**	**Polarity**
1	5350.000	11.65	33.10	5.41	0.00	50.16	74.00	23.84	PK	Horizontal
2	5351.473	15.10	33.10	5.41	0.00	53.61	74.00	20.39	PK	Horizontal

Data List										
NO.	**Freq. [MHz]**	**Reading [dBµV/m]**	**Antenna Factor [dB]**	**Cable loss [dB]**	**AMP [dB]**	**Level [dBµV/m]**	**Limit [dBµV/m]**	**Margin [dB]**	**Detector**	**Polarity**
1	5351.473	10.45	33.10	5.41	0.00	48.96	54.0	5.04	AV	Horizontal

Note:
1. Level = Reading + Cable loss + Antenna Factor + AMP
2. If Peak Result complies with AV limit, AV Result is deemed to comply with AV limit.
3. Test setup: RBW: 1 MHz, VBW: 3 MHz, Sweep time: auto.

TR-4-E-009 Radiated Emission Test Result

Test Date:	2024-06-20	**Tested By**:	Genliu
EUT:	Module	**Model Number**:	SKI.WB921AU.1
Test Mode:	AC20 TX 5320MHZ	**Power Supply**:	Battery
Condition:	Temp:21.9°C;Humi:51.0%	**Test Site**:	DDT 3# Chamber
File Path:	d:\ts\2024 report data\Q24053102-2E\FCC ABOVE1G 5G\47		
Memo:	Sample Number:S24053102-001 Power Setting:8		

Test Graph

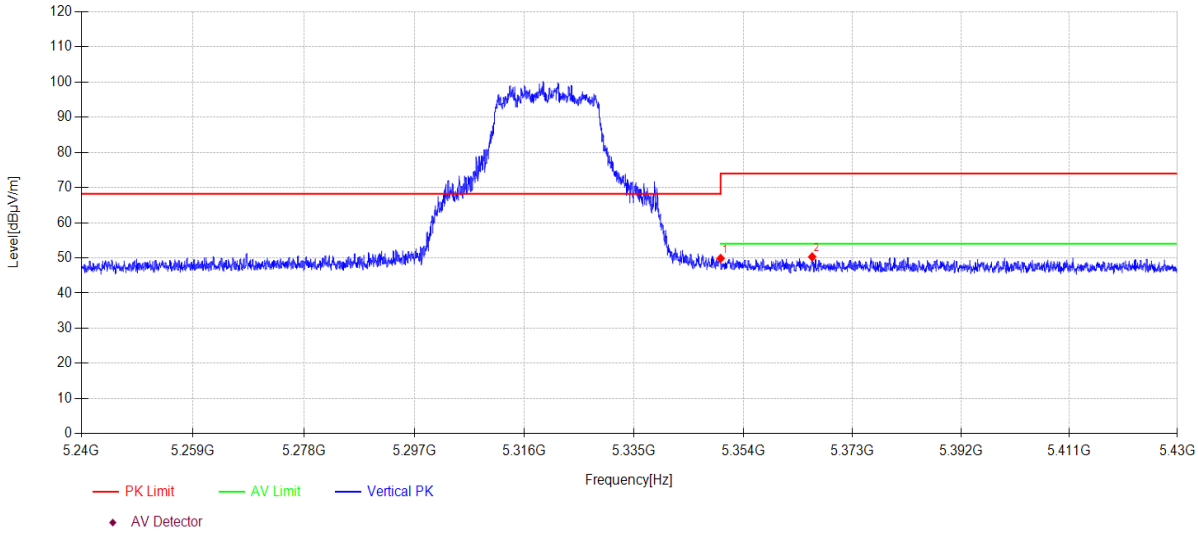

Data List										
NO.	**Freq. [MHz]**	**Reading [dBµV/m]**	**Antenna Factor [dB]**	**Cable loss [dB]**	**AMP [dB]**	**Level [dBµV/m]**	**Limit [dBµV/m]**	**Margin [dB]**	**Detector**	**Polarity**
1	5350.000	11.34	33.10	5.41	0.00	49.85	74.00	24.15	PK	Vertical
2	5365.951	11.78	33.10	5.42	0.00	50.30	74.00	23.70	PK	Vertical

Note:
1. Level = Reading + Cable loss + Antenna Factor + AMP
2. If Peak Result complies with AV limit, AV Result is deemed to comply with AV limit.
3. Test setup: RBW: 1 MHz, VBW: 3 MHz, Sweep time: auto.

TR-4-E-009 Radiated Emission Test Result

Test Date:	2024-06-20	**Tested By**:	Genliu
EUT:	Module	**Model Number**:	SKI.WB921AU.1
Test Mode:	AX20 TX 5180MHZ	**Power Supply**:	Battery
Condition:	Temp:21.9°C;Humi:51.0%	**Test Site**:	DDT 3# Chamber
File Path:	d:\ts\2024 report data\Q24053102-2E\FCC ABOVE1G 5G\40		
Memo:	Sample Number:S24053102-001 Power Setting:8		

Test Graph

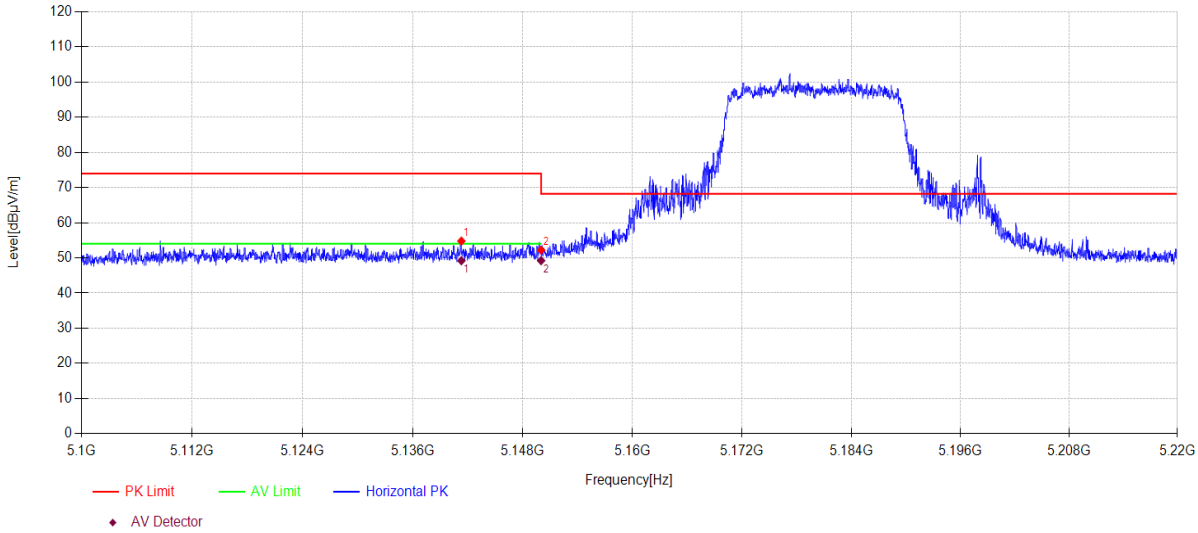

Data List										
NO.	**Freq. [MHz]**	**Reading [dBµV/m]**	**Antenna Factor [dB]**	**Cable loss [dB]**	**AMP [dB]**	**Level [dBµV/m]**	**Limit [dBµV/m]**	**Margin [dB]**	**Detector**	**Polarity**
1	5141.292	16.11	33.40	5.27	0.00	54.78	74.00	19.22	PK	Horizontal
2	5150.000	13.53	33.40	5.28	0.00	52.21	68.20	15.99	PK	Horizontal

Data List										
NO.	**Freq. [MHz]**	**Reading [dBµV/m]**	**Antenna Factor [dB]**	**Cable loss [dB]**	**AMP [dB]**	**Level [dBµV/m]**	**Limit [dBµV/m]**	**Margin [dB]**	**Detector**	**Polarity**
1	5141.292	10.54	33.40	5.27	0.00	49.21	54.0	4.79	AV	Horizontal
2	5150.000	10.54	33.40	5.28	0.00	49.22	54.0	4.78	AV	Horizontal

Note:
1. Level = Reading + Cable loss + Antenna Factor + AMP
2. If Peak Result complies with AV limit, AV Result is deemed to comply with AV limit.
3. Test setup: RBW: 1 MHz, VBW: 3 MHz, Sweep time: auto.

TR-4-E-009 Radiated Emission Test Result

Test Date:	2024-06-20	**Tested By**:	Genliu
EUT:	Module	**Model Number**:	SKI.WB921AU.1
Test Mode:	AX20 TX 5180MHZ	**Power Supply**:	Battery
Condition:	Temp:21.9°C;Humi:51.0%	**Test Site**:	DDT 3# Chamber
File Path:	d:\ts\2024 report data\Q24053102-2E\FCC ABOVE1G 5G\41		
Memo:	Sample Number:S24053102-001 Power Setting:8		

Test Graph

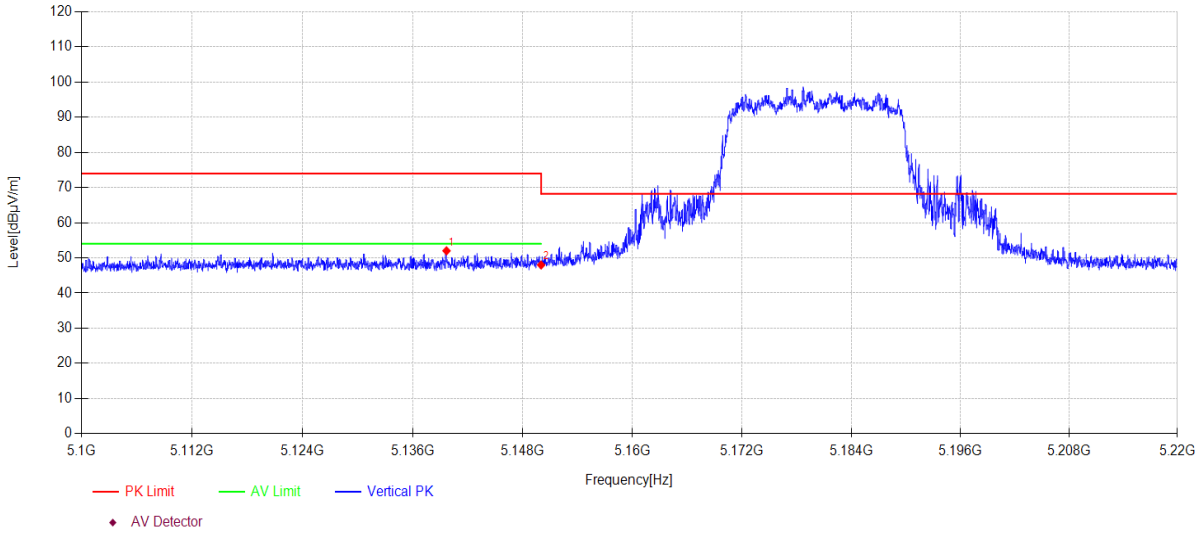

Data List										
NO.	**Freq. [MHz]**	**Reading [dBµV/m]**	**Antenna Factor [dB]**	**Cable loss [dB]**	**AMP [dB]**	**Level [dBµV/m]**	**Limit [dBµV/m]**	**Margin [dB]**	**Detector**	**Polarity**
1	5139.672	13.35	33.40	5.27	0.00	52.02	74.00	21.98	PK	Vertical
2	5150.000	9.32	33.40	5.28	0.00	48.00	68.20	20.20	PK	Vertical

Note:
1. Level = Reading + Cable loss + Antenna Factor + AMP
2. If Peak Result complies with AV limit, AV Result is deemed to comply with AV limit.
3. Test setup: RBW: 1 MHz, VBW: 3 MHz, Sweep time: auto.

TR-4-E-009 Radiated Emission Test Result

Test Date:	2024-06-19	**Tested By**:	Genliu
EUT:	Module	**Model Number**:	SKI.WB921AU.1
Test Mode:	AX20 TX 5320MHZ	**Power Supply**:	Battery
Condition:	Temp:21.9°C;Humi:51.0%	**Test Site**:	DDT 3# Chamber
File Path:	d:\ts\2024 report data\Q24053102-2E\FCC ABOVE1G 5G\38		
Memo:	Sample Number:S24053102-001 Power Setting:8		

Test Graph

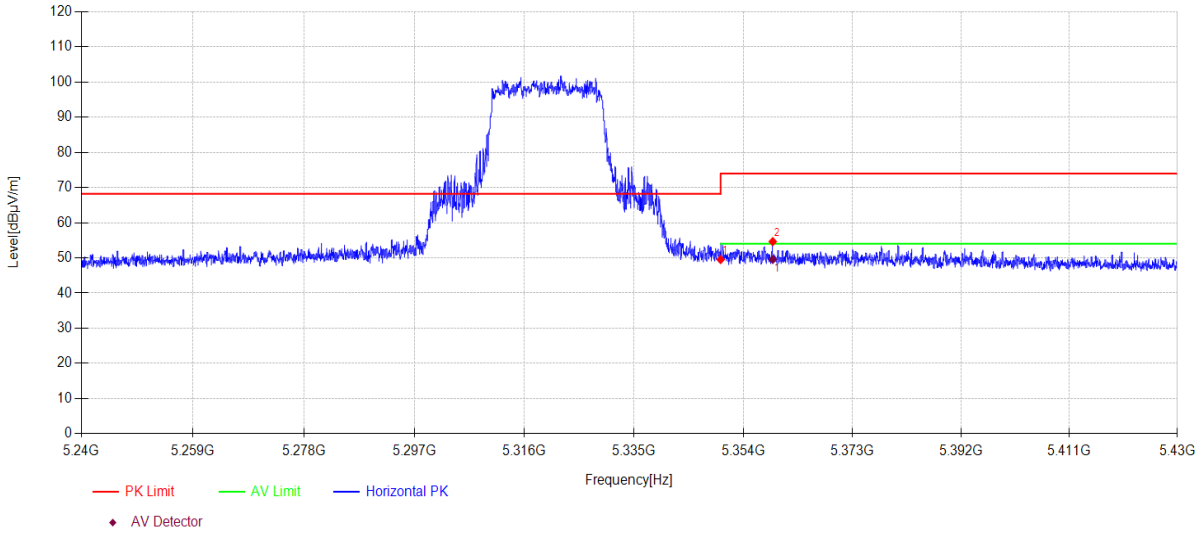

Data List										
NO.	**Freq. [MHz]**	**Reading [dBµV/m]**	**Antenna Factor [dB]**	**Cable loss [dB]**	**AMP [dB]**	**Level [dBµV/m]**	**Limit [dBµV/m]**	**Margin [dB]**	**Detector**	**Polarity**
1	5350.000	11.01	33.10	5.41	0.00	49.52	74.00	24.48	PK	Horizontal
2	5359.073	16.11	33.10	5.42	0.00	54.63	74.00	19.37	PK	Horizontal

Data List										
NO.	**Freq. [MHz]**	**Reading [dBµV/m]**	**Antenna Factor [dB]**	**Cable loss [dB]**	**AMP [dB]**	**Level [dBµV/m]**	**Limit [dBµV/m]**	**Margin [dB]**	**Detector**	**Polarity**
1	5359.073	11.04	33.10	5.42	0.00	49.56	54.0	4.44	AV	Horizontal

Note:
1. Level = Reading + Cable loss + Antenna Factor + AMP
2. If Peak Result complies with AV limit, AV Result is deemed to comply with AV limit.
3. Test setup: RBW: 1 MHz, VBW: 3 MHz, Sweep time: auto.

TR-4-E-009 Radiated Emission Test Result

Test Date:	2024-06-19	**Tested By**:	Genliu
EUT:	Module	**Model Number**:	SKI.WB921AU.1
Test Mode:	AX20 TX 5320MHZ	**Power Supply**:	Battery
Condition:	Temp:21.9°C;Humi:51.0%	**Test Site**:	DDT 3# Chamber
File Path:	d:\ts\2024 report data\Q24053102-2E\FCC ABOVE1G 5G\39		
Memo:	Sample Number:S24053102-001 Power Setting:8		

Test Graph

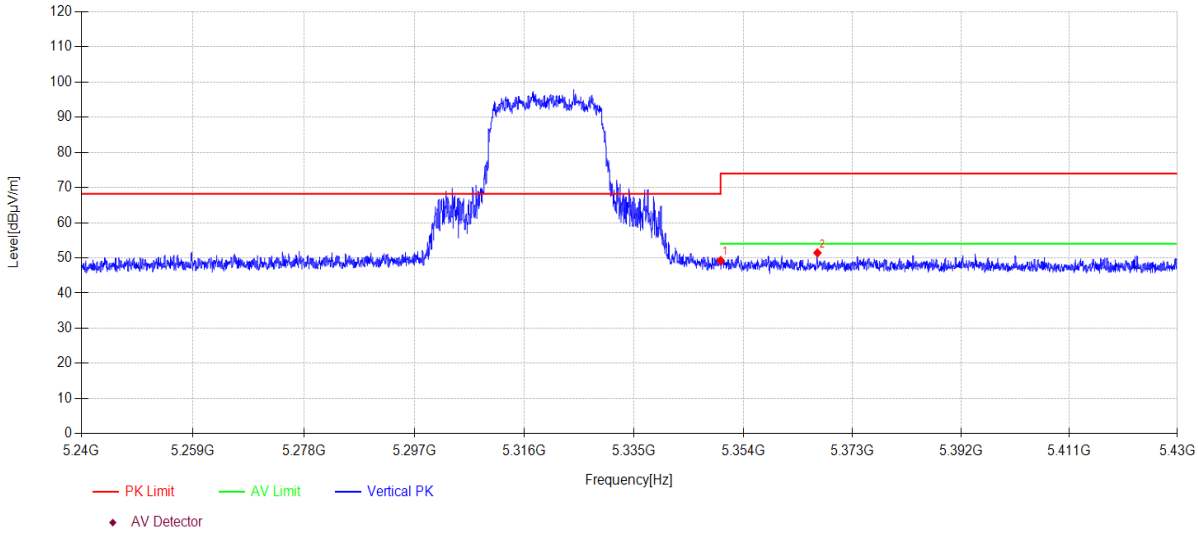

Data List										
N O.	**Freq. [MHz]**	**Reading [dBµV/m]**	**Antenna Factor [dB]**	**Cable loss [dB]**	**AMP [dB]**	**Level [dBµV/m]**	**Limit [dBµV/m]**	**Margin [dB]**	**Detector**	**Polarity**
1	5350.000	10.74	33.10	5.41	0.00	49.25	74.00	24.75	PK	Vertical
2	5366.863	12.91	33.10	5.42	0.00	51.43	74.00	22.57	PK	Vertical

Note:
1. Level = Reading + Cable loss + Antenna Factor + AMP
2. If Peak Result complies with AV limit, AV Result is deemed to comply with AV limit.
3. Test setup: RBW: 1 MHz, VBW: 3 MHz, Sweep time: auto.

TR-4-E-009 Radiated Emission Test Result

Test Date:	2024-06-20	**Tested By**:	Genliu
EUT:	Module	**Model Number**:	SKI.WB921AU.1
Test Mode:	11N40 TX 5190MHZ	**Power Supply**:	Battery
Condition:	Temp:21.9°C;Humi:51.0%	**Test Site**:	DDT 3# Chamber
File Path:	d:\ts\2024 report data\Q24053102-2E\FCC ABOVE1G 5G\50		
Memo:	Sample Number:S24053102-001 Power Setting:8		

Test Graph

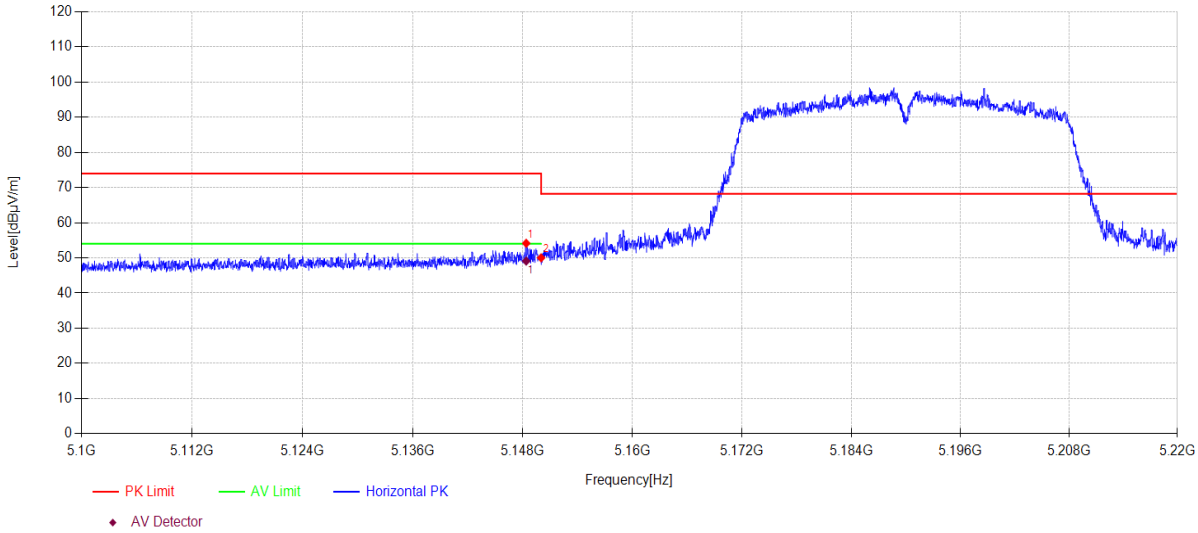

Data List										
NO.	**Freq. [MHz]**	**Reading [dBµV/m]**	**Antenna Factor [dB]**	**Cable loss [dB]**	**AMP [dB]**	**Level [dBµV/m]**	**Limit [dBµV/m]**	**Margin [dB]**	**Detector**	**Polarity**
1	5148.372	15.48	33.40	5.28	0.00	54.16	74.00	19.84	PK	Horizontal
2	5150.000	11.34	33.40	5.28	0.00	50.02	68.20	18.18	PK	Horizontal

Data List										
NO.	**Freq. [MHz]**	**Reading [dBµV/m]**	**Antenna Factor [dB]**	**Cable loss [dB]**	**AMP [dB]**	**Level [dBµV/m]**	**Limit [dBµV/m]**	**Margin [dB]**	**Detector**	**Polarity**
1	5148.372	10.42	33.40	5.28	0.00	49.10	54.0	4.90	AV	Horizontal

Note:
1. Level = Reading + Cable loss + Antenna Factor + AMP
2. If Peak Result complies with AV limit, AV Result is deemed to comply with AV limit.
3. Test setup: RBW: 1 MHz, VBW: 3 MHz, Sweep time: auto.

TR-4-E-009 Radiated Emission Test Result

Test Date:	2024-06-20	**Tested By**:	Genliu
EUT:	Module	**Model Number**:	SKI.WB921AU.1
Test Mode:	11N40 TX 5190MHZ	**Power Supply**:	Battery
Condition:	Temp:21.9°C;Humi:51.0%	**Test Site**:	DDT 3# Chamber
File Path:	d:\ts\2024 report data\Q24053102-2E\FCC ABOVE1G 5G\51		
Memo:	Sample Number:S24053102-001 Power Setting:8		

Test Graph

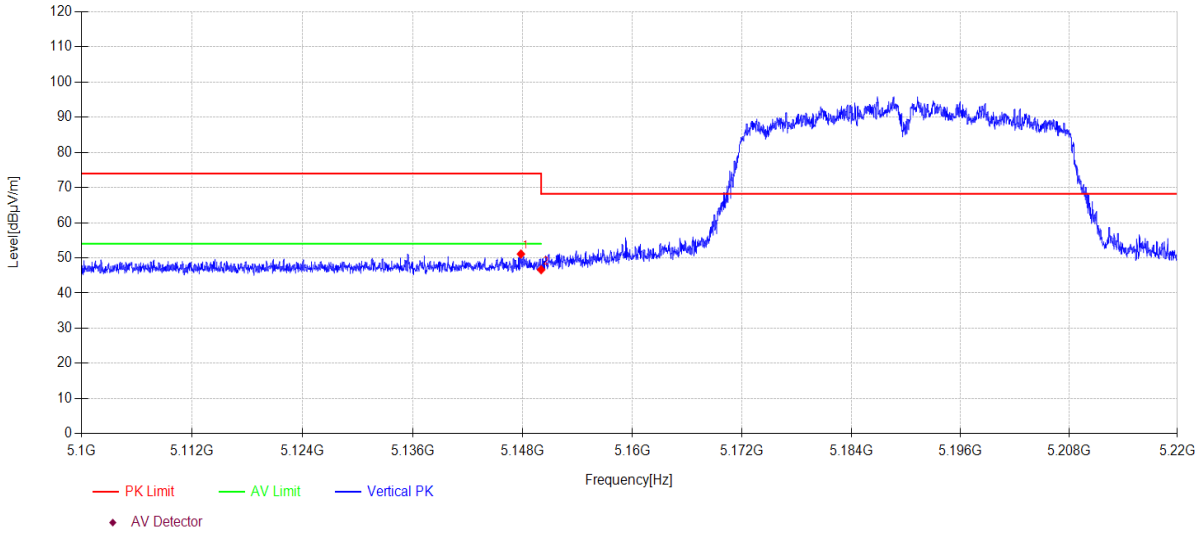

Data List										
NO.	**Freq. [MHz]**	**Reading [dBµV/m]**	**Antenna Factor [dB]**	**Cable loss [dB]**	**AMP [dB]**	**Level [dBµV/m]**	**Limit [dBµV/m]**	**Margin [dB]**	**Detector**	**Polarity**
1	5147.796	12.43	33.40	5.28	0.00	51.11	74.00	22.89	PK	Vertical
2	5150.000	7.96	33.40	5.28	0.00	46.64	68.20	21.56	PK	Vertical

Note:
1. Level = Reading + Cable loss + Antenna Factor + AMP
2. If Peak Result complies with AV limit, AV Result is deemed to comply with AV limit.
3. Test setup: RBW: 1 MHz, VBW: 3 MHz, Sweep time: auto.

TR-4-E-009 Radiated Emission Test Result

Test Date:	2024-06-20	**Tested By**:	Genliu
EUT:	Module	**Model Number**:	SKI.WB921AU.1
Test Mode:	11N40 TX 5310MHZ	**Power Supply**:	Battery
Condition:	Temp:21.9°C;Humi:51.0%	**Test Site**:	DDT 3# Chamber
File Path:	d:\ts\2024 report data\Q24053102-2E\FCC ABOVE1G 5G\52		
Memo:	Sample Number:S24053102-001 Power Setting:8		

Test Graph

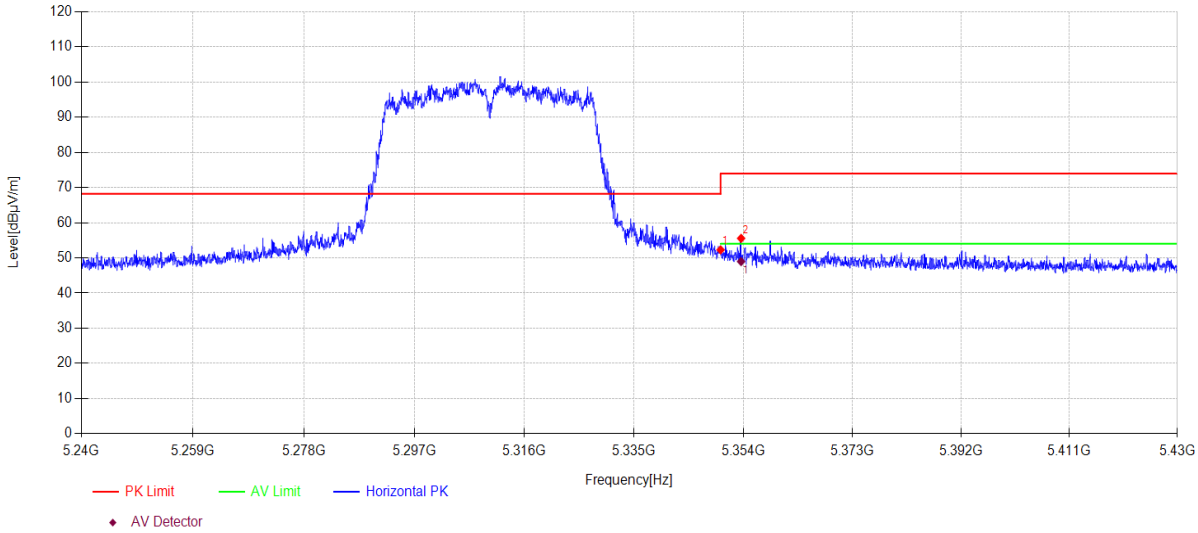

Data List										
NO.	**Freq. [MHz]**	**Reading [dBµV/m]**	**Antenna Factor [dB]**	**Cable loss [dB]**	**AMP [dB]**	**Level [dBµV/m]**	**Limit [dBµV/m]**	**Margin [dB]**	**Detector**	**Polarity**
1	5350.000	13.78	33.10	5.41	0.00	52.29	74.00	21.71	PK	Horizontal
2	5353.563	17.05	33.10	5.41	0.00	55.56	74.00	18.44	PK	Horizontal

Data List										
NO.	**Freq. [MHz]**	**Reading [dBµV/m]**	**Antenna Factor [dB]**	**Cable loss [dB]**	**AMP [dB]**	**Level [dBµV/m]**	**Limit [dBµV/m]**	**Margin [dB]**	**Detector**	**Polarity**
1	5353.563	10.45	33.10	5.41	0.00	48.96	54.0	5.04	AV	Horizontal

Note:
1. Level = Reading + Cable loss + Antenna Factor + AMP
2. If Peak Result complies with AV limit, AV Result is deemed to comply with AV limit.
3. Test setup: RBW: 1 MHz, VBW: 3 MHz, Sweep time: auto.

TR-4-E-009 Radiated Emission Test Result

Test Date:	2024-06-20	**Tested By**:	Genliu
EUT:	Module	**Model Number**:	SKI.WB921AU.1
Test Mode:	11N40 TX 5310MHZ	**Power Supply**:	Battery
Condition:	Temp:21.9°C;Humi:51.0%	**Test Site**:	DDT 3# Chamber
File Path:	d:\ts\2024 report data\Q24053102-2E\FCC ABOVE1G 5G\53		
Memo:	Sample Number:S24053102-001 Power Setting:8		

Test Graph

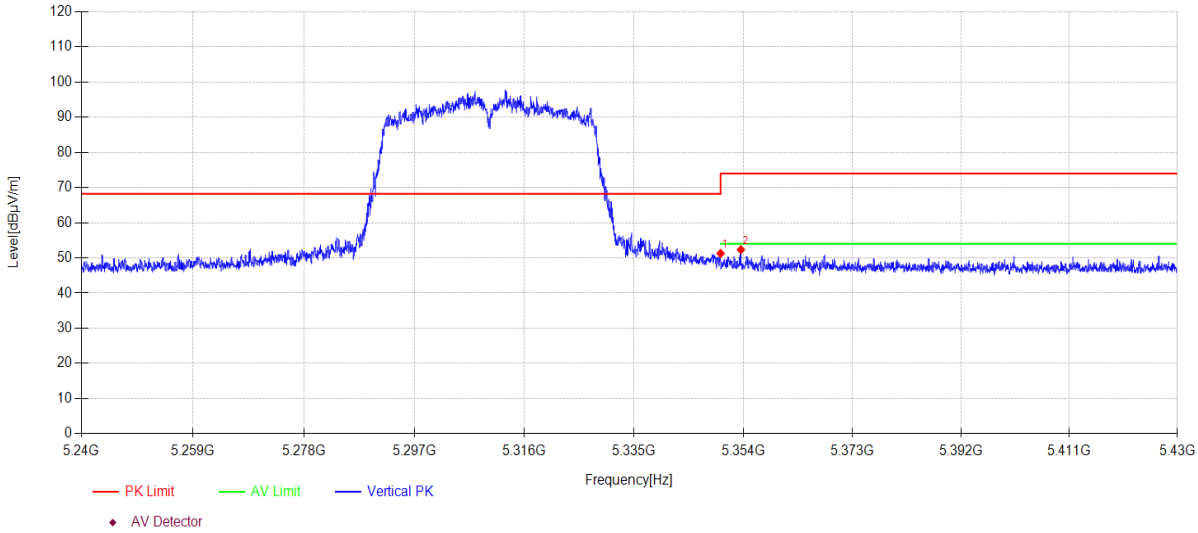

Data List										
NO.	**Freq. [MHz]**	**Reading [dBµV/m]**	**Antenna Factor [dB]**	**Cable loss [dB]**	**AMP [dB]**	**Level [dBµV/m]**	**Limit [dBµV/m]**	**Margin [dB]**	**Detector**	**Polarity**
1	5350.000	12.77	33.10	5.41	0.00	51.28	74.00	22.72	PK	Vertical
2	5353.525	13.83	33.10	5.41	0.00	52.34	74.00	21.66	PK	Vertical

Note:
1. Level = Reading + Cable loss + Antenna Factor + AMP
2. If Peak Result complies with AV limit, AV Result is deemed to comply with AV limit.
3. Test setup: RBW: 1 MHz, VBW: 3 MHz, Sweep time: auto.

TR-4-E-009 Radiated Emission Test Result

Test Date:	2024-06-20	**Tested By**:	Genliu
EUT:	Module	**Model Number**:	SKI.WB921AU.1
Test Mode:	AC40 TX 5190MHZ	**Power Supply**:	Battery
Condition:	Temp:21.9°C;Humi:51.0%	**Test Site**:	DDT 3# Chamber
File Path:	d:\ts\2024 report data\Q24053102-2E\FCC ABOVE1G 5G\110		
Memo:	Sample Number:S24053102-001 Power Setting:8		

Test Graph

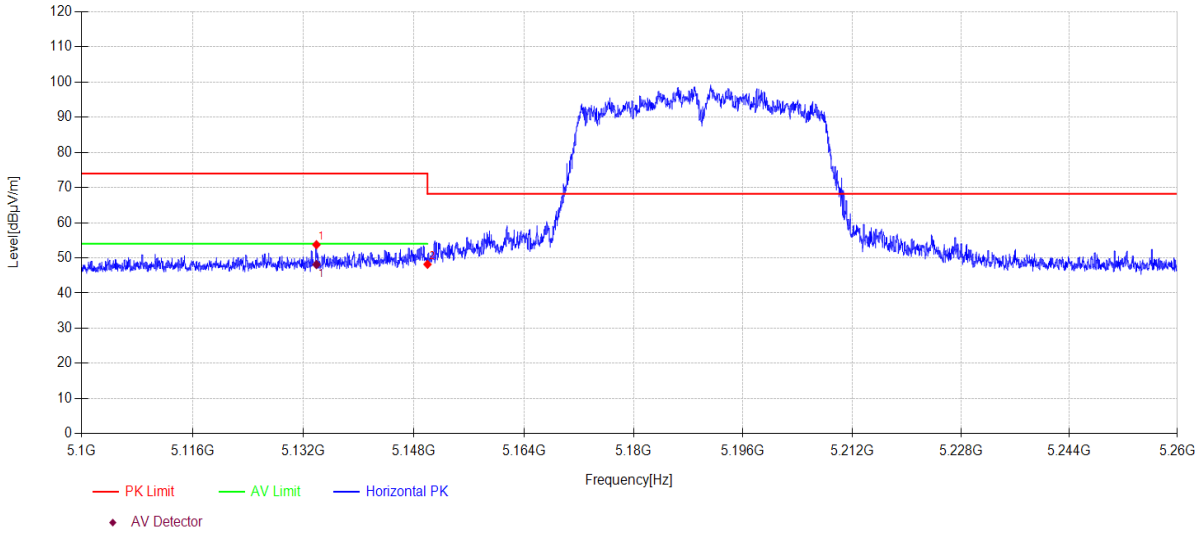

Data List										
N O.	**Freq. [MHz]**	**Reading [dBµV/m]**	**Antenna Factor [dB]**	**Cable loss [dB]**	**AMP [dB]**	**Level [dBµV/m]**	**Limit [dBµV/m]**	**Margin [dB]**	**Detector**	**Polarity**
1	5133.904	15.08	33.40	5.27	0.00	53.75	74.00	20.25	PK	Horizontal
2	5150.000	9.49	33.40	5.28	0.00	48.17	68.20	20.03	PK	Horizontal

Data List										
N O.	**Freq. [MHz]**	**Reading [dBµV/m]**	**Antenna Factor [dB]**	**Cable loss [dB]**	**AMP [dB]**	**Level [dBµV/m]**	**Limit [dBµV/m]**	**Margin [dB]**	**Detector**	**Polarity**
1	5133.904	9.45	33.40	5.27	0.00	48.12	54.0	5.88	AV	Horizontal

Note:
1. Level = Reading + Cable loss + Antenna Factor + AMP
2. If Peak Result complies with AV limit, AV Result is deemed to comply with AV limit.
3. Test setup: RBW: 1 MHz, VBW: 3 MHz, Sweep time: auto.

TR-4-E-009 Radiated Emission Test Result

Test Date:	2024-06-20	**Tested By**:	Genliu
EUT:	Module	**Model Number**:	SKI.WB921AU.1
Test Mode:	AC40 TX 5190MHZ	**Power Supply**:	Battery
Condition:	Temp:21.9°C;Humi:51.0%	**Test Site**:	DDT 3# Chamber
File Path:	d:\ts\2024 report data\Q24053102-2E\FCC ABOVE1G 5G\111		
Memo:	Sample Number:S24053102-001 Power Setting:8		

Test Graph

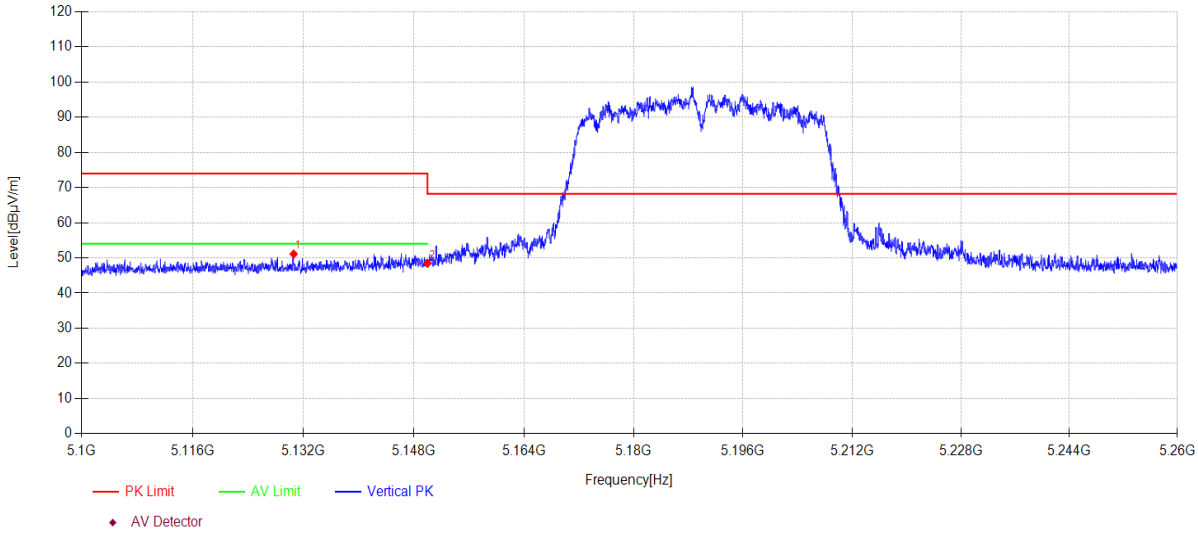

Data List										
NO.	**Freq. [MHz]**	**Reading [dBµV/m]**	**Antenna Factor [dB]**	**Cable loss [dB]**	**AMP [dB]**	**Level [dBµV/m]**	**Limit [dBµV/m]**	**Margin [dB]**	**Detector**	**Polarity**
1	5130.608	12.43	33.40	5.27	0.00	51.10	74.00	22.90	PK	Vertical
2	5150.000	9.79	33.40	5.28	0.00	48.47	68.20	19.73	PK	Vertical

Note:
1. Level = Reading + Cable loss + Antenna Factor + AMP
2. If Peak Result complies with AV limit, AV Result is deemed to comply with AV limit.
3. Test setup: RBW: 1 MHz, VBW: 3 MHz, Sweep time: auto.

TR-4-E-009 Radiated Emission Test Result

Test Date:	2024-06-20	**Tested By**:	Genliu
EUT:	Module	**Model Number**:	SKI.WB921AU.1
Test Mode:	AC40 TX 5310MHZ	**Power Supply**:	Battery
Condition:	Temp:21.9°C;Humi:51.0%	**Test Site**:	DDT 3# Chamber
File Path:	d:\ts\2024 report data\Q24053102-2E\FCC ABOVE1G 5G\112		
Memo:	Sample Number:S24053102-001 Power Setting:8		

Test Graph

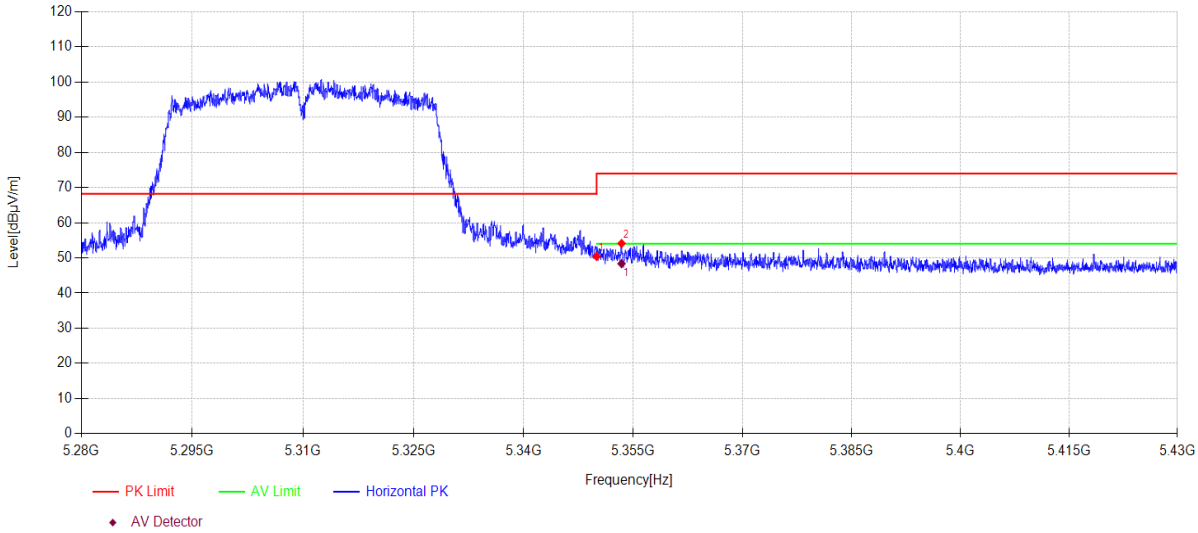

Data List										
NO.	**Freq. [MHz]**	**Reading [dBµV/m]**	**Antenna Factor [dB]**	**Cable loss [dB]**	**AMP [dB]**	**Level [dBµV/m]**	**Limit [dBµV/m]**	**Margin [dB]**	**Detector**	**Polarity**
1	5350.000	11.90	33.10	5.41	0.00	50.41	74.00	23.59	PK	Horizontal
2	5353.410	15.60	33.10	5.41	0.00	54.11	74.00	19.89	PK	Horizontal

Data List										
NO.	**Freq. [MHz]**	**Reading [dBµV/m]**	**Antenna Factor [dB]**	**Cable loss [dB]**	**AMP [dB]**	**Level [dBµV/m]**	**Limit [dBµV/m]**	**Margin [dB]**	**Detector**	**Polarity**
1	5353.410	9.87	33.10	5.41	0.00	48.38	54.0	5.62	AV	Horizontal

Note:
1. Level = Reading + Cable loss + Antenna Factor + AMP
2. If Peak Result complies with AV limit, AV Result is deemed to comply with AV limit.
3. Test setup: RBW: 1 MHz, VBW: 3 MHz, Sweep time: auto.

TR-4-E-009 Radiated Emission Test Result

Test Date:	2024-06-20	**Tested By**:	Genliu
EUT:	Module	**Model Number**:	SKI.WB921AU.1
Test Mode:	AC40 TX 5310MHZ	**Power Supply**:	Battery
Condition:	Temp:21.9°C;Humi:51.0%	**Test Site**:	DDT 3# Chamber
File Path:	d:\ts\2024 report data\Q24053102-2E\FCC ABOVE1G 5G\113		
Memo:	Sample Number:S24053102-001 Power Setting:8		

Test Graph

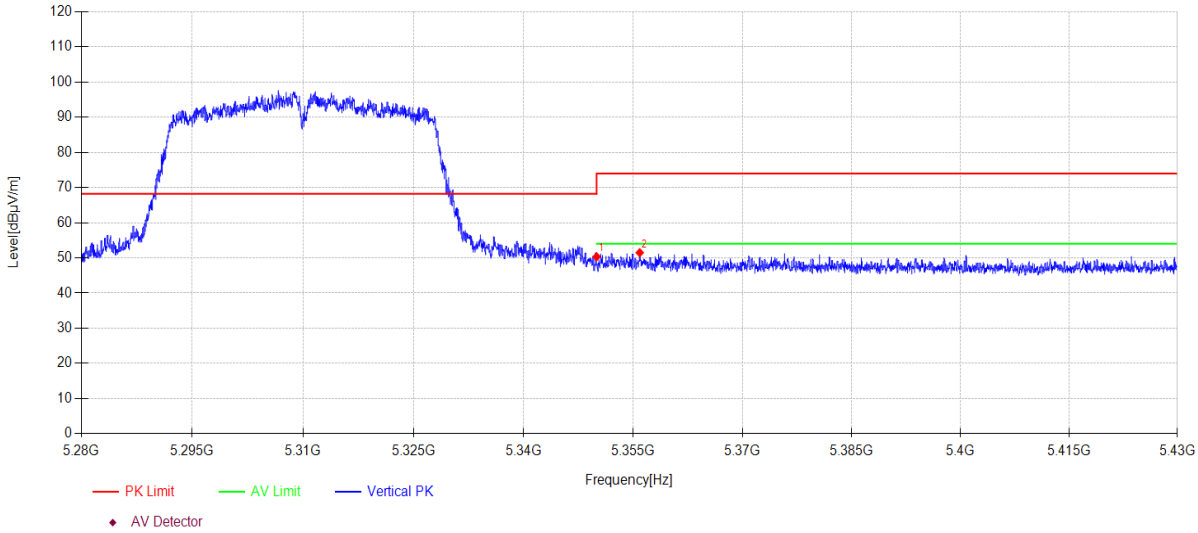

Data List										
NO.	**Freq. [MHz]**	**Reading [dBµV/m]**	**Antenna Factor [dB]**	**Cable loss [dB]**	**AMP [dB]**	**Level [dBµV/m]**	**Limit [dBµV/m]**	**Margin [dB]**	**Detector**	**Polarity**
1	5350.000	11.82	33.10	5.41	0.00	50.33	74.00	23.67	PK	Vertical
2	5355.900	12.97	33.10	5.41	0.00	51.48	74.00	22.52	PK	Vertical

Note:
1. Level = Reading + Cable loss + Antenna Factor + AMP
2. If Peak Result complies with AV limit, AV Result is deemed to comply with AV limit.
3. Test setup: RBW: 1 MHz, VBW: 3 MHz, Sweep time: auto.

TR-4-E-009 Radiated Emission Test Result

Test Date:	2024-06-20	**Tested By**:	Genliu
EUT:	Module	**Model Number**:	SKI.WB921AU.1
Test Mode:	AX40 TX 5190MHZ	**Power Supply**:	Battery
Condition:	Temp:21.9°C;Humi:51.0%	**Test Site**:	DDT 3# Chamber
File Path:	d:\ts\2024 report data\Q24053102-2E\FCC ABOVE1G 5G\56		
Memo:	Sample Number:S24053102-001 Power Setting:8		

Test Graph

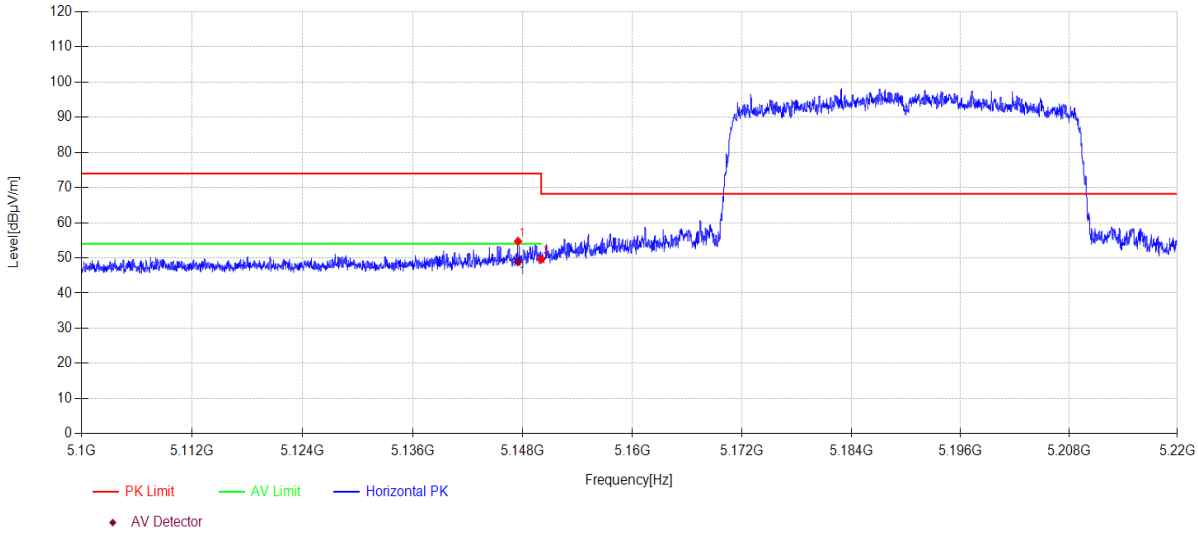

Data List										
NO.	**Freq. [MHz]**	**Reading [dBµV/m]**	**Antenna Factor [dB]**	**Cable loss [dB]**	**AMP [dB]**	**Level [dBµV/m]**	**Limit [dBµV/m]**	**Margin [dB]**	**Detector**	**Polarity**
1	5147.472	16.02	33.40	5.28	0.00	54.70	74.00	19.30	PK	Horizontal
2	5150.000	10.92	33.40	5.28	0.00	49.60	68.20	18.60	PK	Horizontal

Data List										
NO.	**Freq. [MHz]**	**Reading [dBµV/m]**	**Antenna Factor [dB]**	**Cable loss [dB]**	**AMP [dB]**	**Level [dBµV/m]**	**Limit [dBµV/m]**	**Margin [dB]**	**Detector**	**Polarity**
1	5147.472	10.21	33.40	5.28	0.00	48.89	54.0	5.11	AV	Horizontal

Note:
1. Level = Reading + Cable loss + Antenna Factor + AMP
2. If Peak Result complies with AV limit, AV Result is deemed to comply with AV limit.
3. Test setup: RBW: 1 MHz, VBW: 3 MHz, Sweep time: auto.

TR-4-E-009 Radiated Emission Test Result

Test Date:	2024-06-20	**Tested By**:	Genliu
EUT:	Module	**Model Number**:	SKI.WB921AU.1
Test Mode:	AX40 TX 5190MHZ	**Power Supply**:	Battery
Condition:	Temp:21.9°C;Humi:51.0%	**Test Site**:	DDT 3# Chamber
File Path:	d:\ts\2024 report data\Q24053102-2E\FCC ABOVE1G 5G\57		
Memo:	Sample Number:S24053102-001 Power Setting:8		

Test Graph

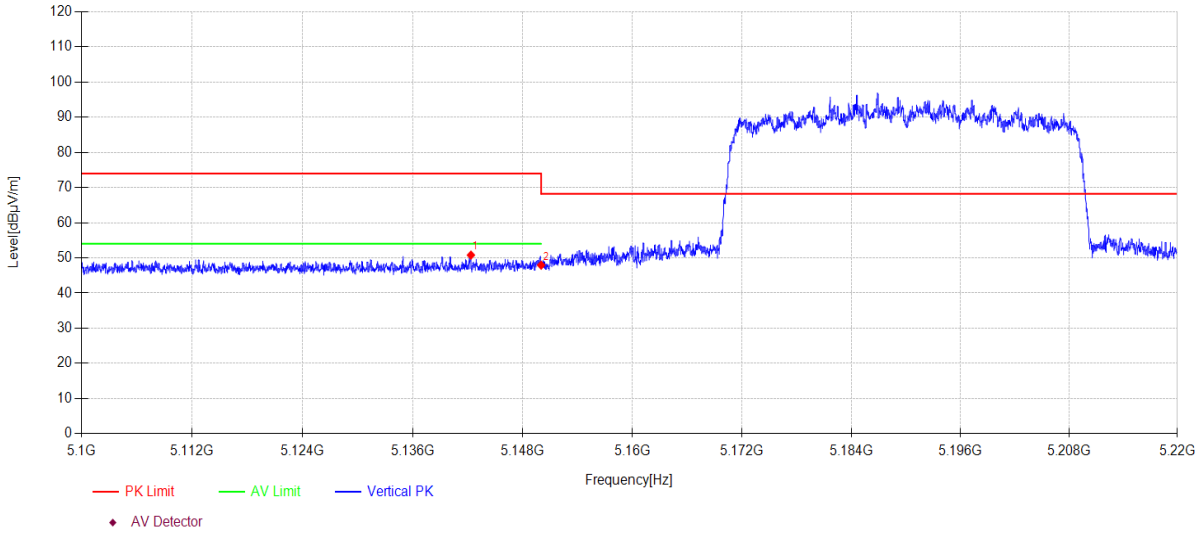

Data List										
NO.	**Freq. [MHz]**	**Reading [dBµV/m]**	**Antenna Factor [dB]**	**Cable loss [dB]**	**AMP [dB]**	**Level [dBµV/m]**	**Limit [dBµV/m]**	**Margin [dB]**	**Detector**	**Polarity**
1	5142.336	12.13	33.40	5.27	0.00	50.80	74.00	23.20	PK	Vertical
2	5150.000	9.26	33.40	5.28	0.00	47.94	68.20	20.26	PK	Vertical

Note:
1. Level = Reading + Cable loss + Antenna Factor + AMP
2. If Peak Result complies with AV limit, AV Result is deemed to comply with AV limit.
3. Test setup: RBW: 1 MHz, VBW: 3 MHz, Sweep time: auto.

TR-4-E-009 Radiated Emission Test Result

Test Date:	2024-06-20	**Tested By**:	Genliu
EUT:	Module	**Model Number**:	SKI.WB921AU.1
Test Mode:	AX40 TX 5310MHZ	**Power Supply**:	Battery
Condition:	Temp:21.9°C;Humi:51.0%	**Test Site**:	DDT 3# Chamber
File Path:	d:\ts\2024 report data\Q24053102-2E\FCC ABOVE1G 5G\54		
Memo:	Sample Number:S24053102-001 Power Setting:8		

Test Graph

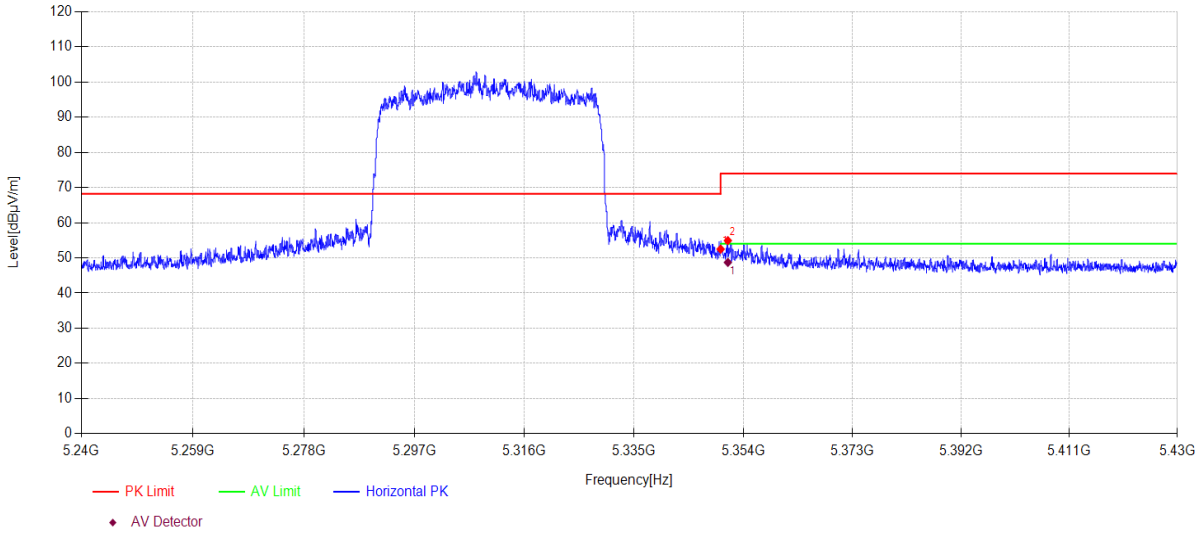

Data List										
NO.	**Freq. [MHz]**	**Reading [dBµV/m]**	**Antenna Factor [dB]**	**Cable loss [dB]**	**AMP [dB]**	**Level [dBµV/m]**	**Limit [dBµV/m]**	**Margin [dB]**	**Detector**	**Polarity**
1	5350.000	13.97	33.10	5.41	0.00	52.48	74.00	21.52	PK	Horizontal
2	5351.264	16.41	33.10	5.41	0.00	54.92	74.00	19.08	PK	Horizontal

Data List										
NO.	**Freq. [MHz]**	**Reading [dBµV/m]**	**Antenna Factor [dB]**	**Cable loss [dB]**	**AMP [dB]**	**Level [dBµV/m]**	**Limit [dBµV/m]**	**Margin [dB]**	**Detector**	**Polarity**
1	5351.264	10.21	33.10	5.41	0.00	48.72	54.0	5.28	AV	Horizontal

Note:
1. Level = Reading + Cable loss + Antenna Factor + AMP
2. If Peak Result complies with AV limit, AV Result is deemed to comply with AV limit.
3. Test setup: RBW: 1 MHz, VBW: 3 MHz, Sweep time: auto.

TR-4-E-009 Radiated Emission Test Result

Test Date:	2024-06-20	**Tested By**:	Genliu
EUT:	Module	**Model Number**:	SKI.WB921AU.1
Test Mode:	AX40 TX 5310MHZ	**Power Supply**:	Battery
Condition:	Temp:21.9°C;Humi:51.0%	**Test Site**:	DDT 3# Chamber
File Path:	d:\ts\2024 report data\Q24053102-2E\FCC ABOVE1G 5G\55		
Memo:	Sample Number:S24053102-001 Power Setting:8		

Test Graph

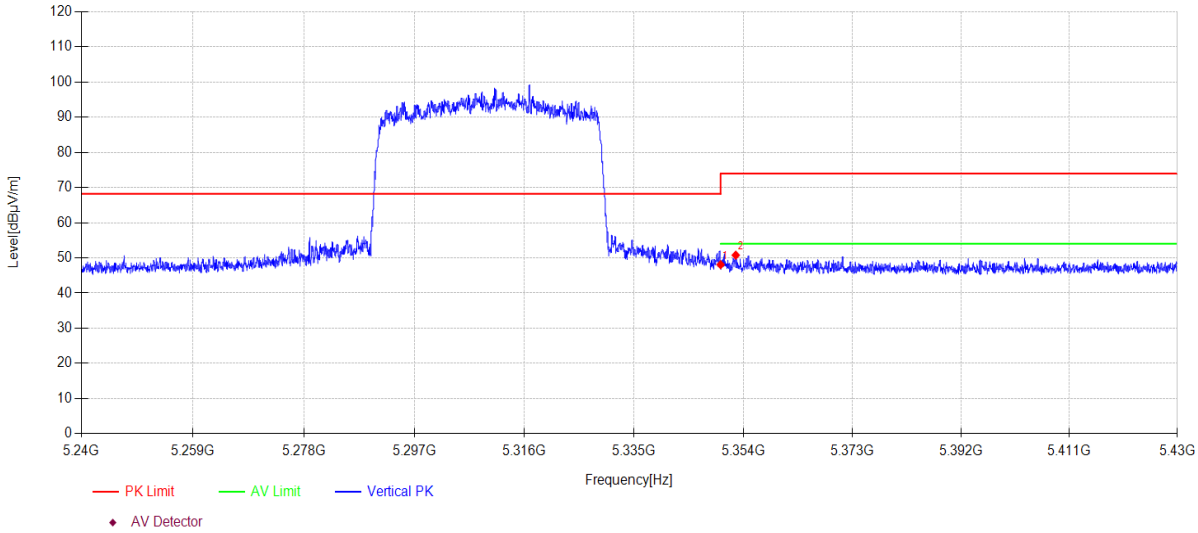

Data List										
NO.	**Freq. [MHz]**	**Reading [dBµV/m]**	**Antenna Factor [dB]**	**Cable loss [dB]**	**AMP [dB]**	**Level [dBµV/m]**	**Limit [dBµV/m]**	**Margin [dB]**	**Detector**	**Polarity**
1	5350.000	9.57	33.10	5.41	0.00	48.08	74.00	25.92	PK	Vertical
2	5352.632	12.26	33.10	5.41	0.00	50.77	74.00	23.23	PK	Vertical

Note:
1. Level = Reading + Cable loss + Antenna Factor + AMP
2. If Peak Result complies with AV limit, AV Result is deemed to comply with AV limit.
3. Test setup: RBW: 1 MHz, VBW: 3 MHz, Sweep time: auto.

TR-4-E-009 Radiated Emission Test Result

Test Date:	2024-06-20	**Tested By**:	Genliu
EUT:	Module	**Model Number**:	SKI.WB921AU.1
Test Mode:	AC80 TX 5210MHZ	**Power Supply**:	Battery
Condition:	Temp:21.9°C;Humi:51.0%	**Test Site**:	DDT 3# Chamber
File Path:	d:\ts\2024 report data\Q24053102-2E\FCC ABOVE1G 5G\64		
Memo:	Sample Number:S24053102-001 Power Setting:8		

Test Graph

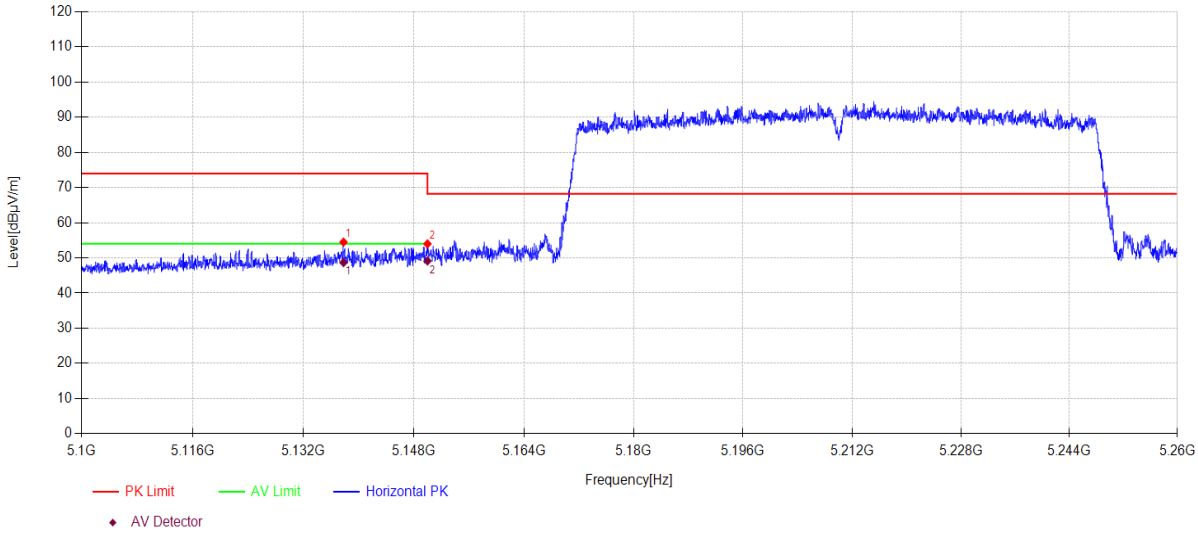

Data List										
NO.	**Freq. [MHz]**	**Reading [dBµV/m]**	**Antenna Factor [dB]**	**Cable loss [dB]**	**AMP [dB]**	**Level [dBµV/m]**	**Limit [dBµV/m]**	**Margin [dB]**	**Detector**	**Polarity**
1	5137.824	15.81	33.40	5.27	0.00	54.48	74.00	19.52	PK	Horizontal
2	5150.000	15.31	33.40	5.28	0.00	53.99	68.20	14.21	PK	Horizontal

Data List										
NO.	**Freq. [MHz]**	**Reading [dBµV/m]**	**Antenna Factor [dB]**	**Cable loss [dB]**	**AMP [dB]**	**Level [dBµV/m]**	**Limit [dBµV/m]**	**Margin [dB]**	**Detector**	**Polarity**
1	5137.824	10.01	33.40	5.27	0.00	48.68	54.0	5.32	AV	Horizontal
2	5150.000	10.45	33.40	5.28	0.00	49.13	54.0	4.87	AV	Horizontal

Note:
1. Level = Reading + Cable loss + Antenna Factor + AMP
2. If Peak Result complies with AV limit, AV Result is deemed to comply with AV limit.
3. Test setup: RBW: 1 MHz, VBW: 3 MHz, Sweep time: auto.

TR-4-E-009 Radiated Emission Test Result

Test Date:	2024-06-20	**Tested By**:	Genliu
EUT:	Module	**Model Number**:	SKI.WB921AU.1
Test Mode:	AC80 TX 5210MHZ	**Power Supply**:	Battery
Condition:	Temp:21.9°C;Humi:51.0%	**Test Site**:	DDT 3# Chamber
File Path:	d:\ts\2024 report data\Q24053102-2E\FCC ABOVE1G 5G\65		
Memo:	Sample Number:S24053102-001 Power Setting:8		

Test Graph

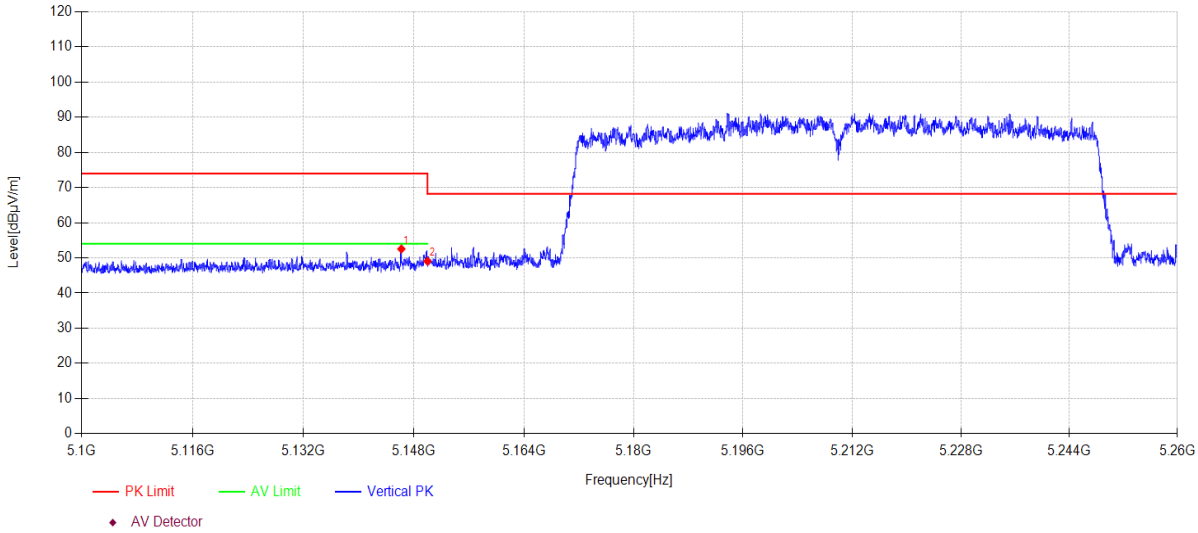

Data List										
NO.	**Freq. [MHz]**	**Reading [dBµV/m]**	**Antenna Factor [dB]**	**Cable loss [dB]**	**AMP [dB]**	**Level [dBµV/m]**	**Limit [dBµV/m]**	**Margin [dB]**	**Detector**	**Polarity**
1	5146.208	13.86	33.40	5.28	0.00	52.54	74.00	21.46	PK	Vertical
2	5150.000	10.37	33.40	5.28	0.00	49.05	68.20	19.15	PK	Vertical

Note:
1. Level = Reading + Cable loss + Antenna Factor + AMP
2. If Peak Result complies with AV limit, AV Result is deemed to comply with AV limit.
3. Test setup: RBW: 1 MHz, VBW: 3 MHz, Sweep time: auto.

TR-4-E-009 Radiated Emission Test Result

Test Date:	2024-06-20	**Tested By**:	Genliu
EUT:	Module	**Model Number**:	SKI.WB921AU.1
Test Mode:	AC80 TX 5290MHZ	**Power Supply**:	Battery
Condition:	Temp:21.9°C;Humi:51.0%	**Test Site**:	DDT 3# Chamber
File Path:	d:\ts\2024 report data\Q24053102-2E\FCC ABOVE1G 5G\62		
Memo:	Sample Number:S24053102-001 Power Setting:8		

Test Graph

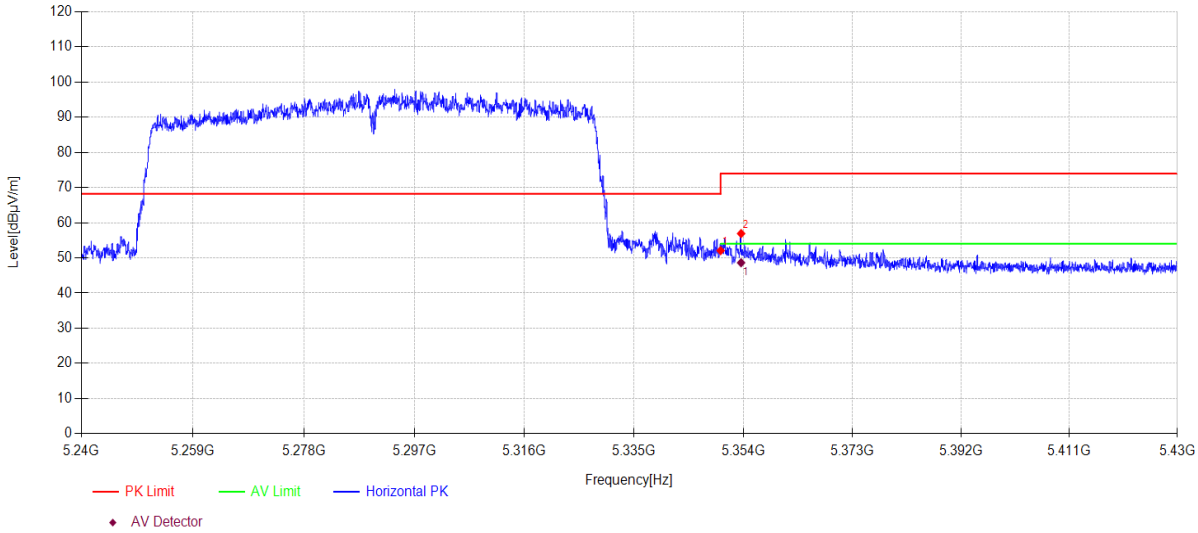

Data List										
NO.	**Freq. [MHz]**	**Reading [dBµV/m]**	**Antenna Factor [dB]**	**Cable loss [dB]**	**AMP [dB]**	**Level [dBµV/m]**	**Limit [dBµV/m]**	**Margin [dB]**	**Detector**	**Polarity**
1	5350.000	13.56	33.10	5.41	0.00	52.07	74.00	21.93	PK	Horizontal
2	5353.563	18.41	33.10	5.41	0.00	56.92	74.00	17.08	PK	Horizontal

Data List										
NO.	**Freq. [MHz]**	**Reading [dBµV/m]**	**Antenna Factor [dB]**	**Cable loss [dB]**	**AMP [dB]**	**Level [dBµV/m]**	**Limit [dBµV/m]**	**Margin [dB]**	**Detector**	**Polarity**
1	5353.563	10.12	33.10	5.41	0.00	48.63	54.0	5.37	AV	Horizontal

Note:
1. Level = Reading + Cable loss + Antenna Factor + AMP
2. If Peak Result complies with AV limit, AV Result is deemed to comply with AV limit.
3. Test setup: RBW: 1 MHz, VBW: 3 MHz, Sweep time: auto.

TR-4-E-009 Radiated Emission Test Result

Test Date:	2024-06-20	**Tested By**:	Genliu
EUT:	Module	**Model Number**:	SKI.WB921AU.1
Test Mode:	AC80 TX 5290MHZ	**Power Supply**:	Battery
Condition:	Temp:21.9°C;Humi:51.0%	**Test Site**:	DDT 3# Chamber
File Path:	d:\ts\2024 report data\Q24053102-2E\FCC ABOVE1G 5G\63		
Memo:	Sample Number:S24053102-001 Power Setting:8		

Test Graph

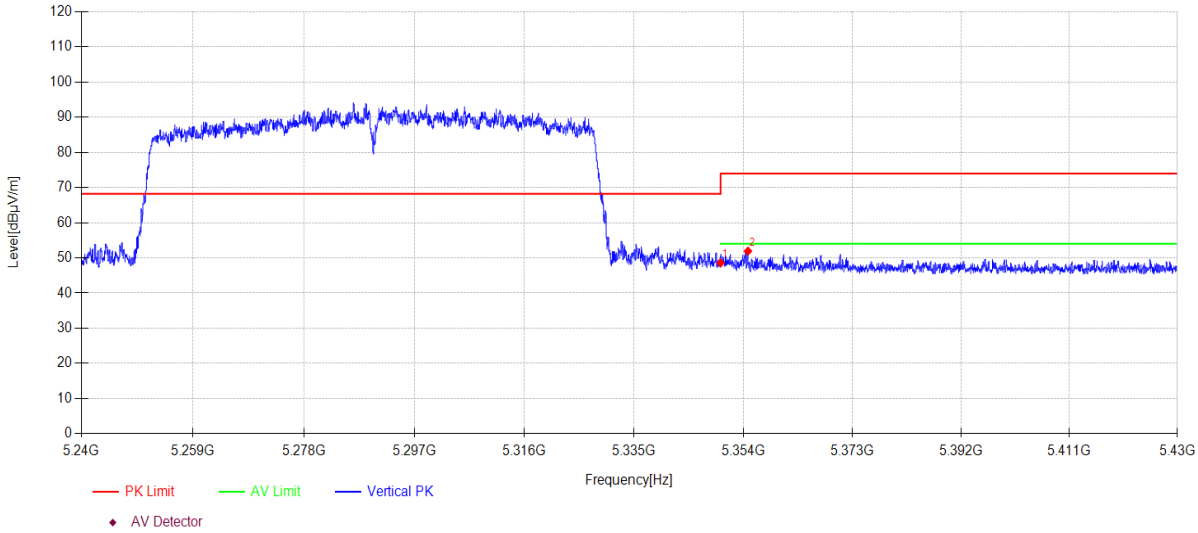

Data List										
NO.	**Freq. [MHz]**	**Reading [dBµV/m]**	**Antenna Factor [dB]**	**Cable loss [dB]**	**AMP [dB]**	**Level [dBµV/m]**	**Limit [dBµV/m]**	**Margin [dB]**	**Detector**	**Polarity**
1	5350.000	10.07	33.10	5.41	0.00	48.58	74.00	25.42	PK	Vertical
2	5354.760	13.42	33.10	5.41	0.00	51.93	74.00	22.07	PK	Vertical

Note:
1. Level = Reading + Cable loss + Antenna Factor + AMP
2. If Peak Result complies with AV limit, AV Result is deemed to comply with AV limit.
3. Test setup: RBW: 1 MHz, VBW: 3 MHz, Sweep time: auto.

TR-4-E-009 Radiated Emission Test Result

Test Date:	2024-06-20	**Tested By**:	Genliu
EUT:	Module	**Model Number**:	SKI.WB921AU.1
Test Mode:	AX80 TX 5210MHZ	**Power Supply**:	Battery
Condition:	Temp:21.9°C;Humi:51.0%	**Test Site**:	DDT 3# Chamber
File Path:	d:\ts\2024 report data\Q24053102-2E\FCC ABOVE1G 5G\58		
Memo:	Sample Number:S24053102-001 Power Setting:8		

Test Graph

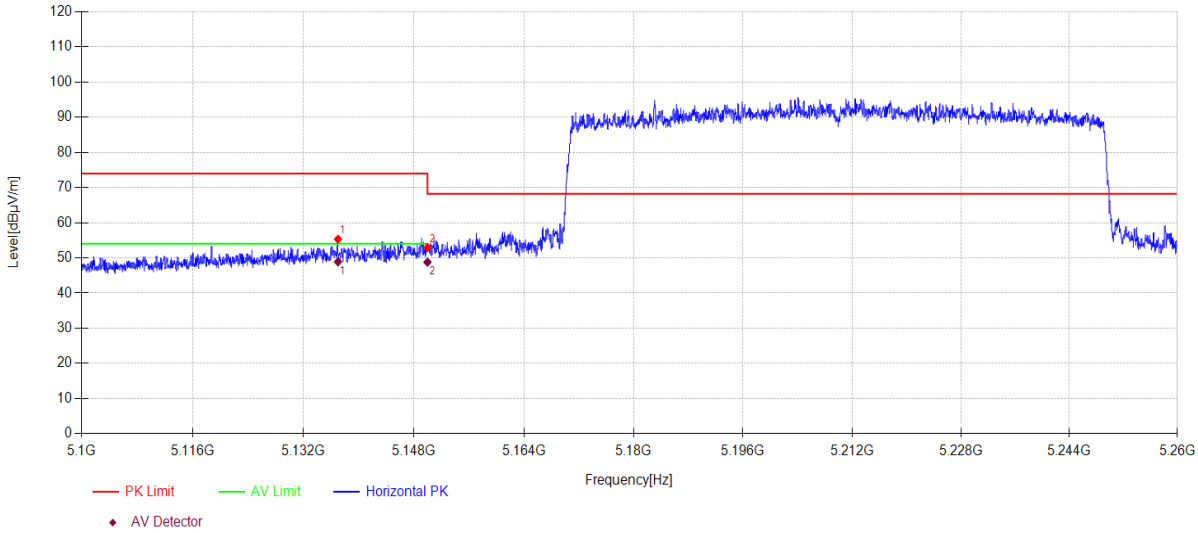

Data List										
NO.	**Freq. [MHz]**	**Reading [dBµV/m]**	**Antenna Factor [dB]**	**Cable loss [dB]**	**AMP [dB]**	**Level [dBµV/m]**	**Limit [dBµV/m]**	**Margin [dB]**	**Detector**	**Polarity**
1	5137.024	16.66	33.40	5.27	0.00	55.33	74.00	18.67	PK	Horizontal
2	5150.000	14.28	33.40	5.28	0.00	52.96	68.20	15.24	PK	Horizontal

Data List										
NO.	**Freq. [MHz]**	**Reading [dBµV/m]**	**Antenna Factor [dB]**	**Cable loss [dB]**	**AMP [dB]**	**Level [dBµV/m]**	**Limit [dBµV/m]**	**Margin [dB]**	**Detector**	**Polarity**
1	5137.024	10.21	33.40	5.27	0.00	48.88	54.0	5.12	AV	Horizontal
2	5150.000	10.11	33.40	5.28	0.00	48.79	54.0	5.21	AV	Horizontal

Note:
1. Level = Reading + Cable loss + Antenna Factor + AMP
2. If Peak Result complies with AV limit, AV Result is deemed to comply with AV limit.
3. Test setup: RBW: 1 MHz, VBW: 3 MHz, Sweep time: auto.

TR-4-E-009 Radiated Emission Test Result

Test Date:	2024-06-20	**Tested By**:	Genliu
EUT:	Module	**Model Number**:	SKI.WB921AU.1
Test Mode:	AX80 TX 5210MHZ	**Power Supply**:	Battery
Condition:	Temp:21.9°C;Humi:51.0%	**Test Site**:	DDT 3# Chamber
File Path:	d:\ts\2024 report data\Q24053102-2E\FCC ABOVE1G 5G\59		
Memo:	Sample Number:S24053102-001 Power Setting:8		

Test Graph

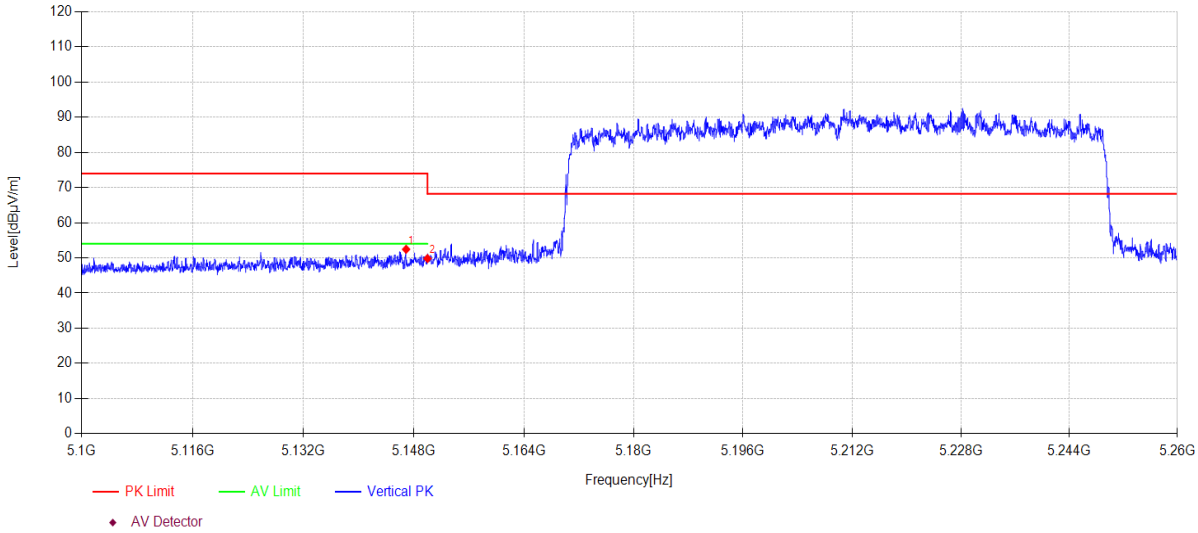

Data List										
NO.	**Freq. [MHz]**	**Reading [dBµV/m]**	**Antenna Factor [dB]**	**Cable loss [dB]**	**AMP [dB]**	**Level [dBµV/m]**	**Limit [dBµV/m]**	**Margin [dB]**	**Detector**	**Polarity**
1	5146.896	13.76	33.40	5.28	0.00	52.44	74.00	21.56	PK	Vertical
2	5150.000	11.13	33.40	5.28	0.00	49.81	68.20	18.39	PK	Vertical

Note:
1. Level = Reading + Cable loss + Antenna Factor + AMP
2. If Peak Result complies with AV limit, AV Result is deemed to comply with AV limit.
3. Test setup: RBW: 1 MHz, VBW: 3 MHz, Sweep time: auto.

TR-4-E-009 Radiated Emission Test Result

Test Date:	2024-06-20	**Tested By**:	Genliu
EUT:	Module	**Model Number**:	SKI.WB921AU.1
Test Mode:	AX80 TX 5290MHZ	**Power Supply**:	Battery
Condition:	Temp:21.9°C;Humi:51.0%	**Test Site**:	DDT 3# Chamber
File Path:	d:\ts\2024 report data\Q24053102-2E\FCC ABOVE1G 5G\60		
Memo:	Sample Number:S24053102-001 Power Setting:8		

Test Graph

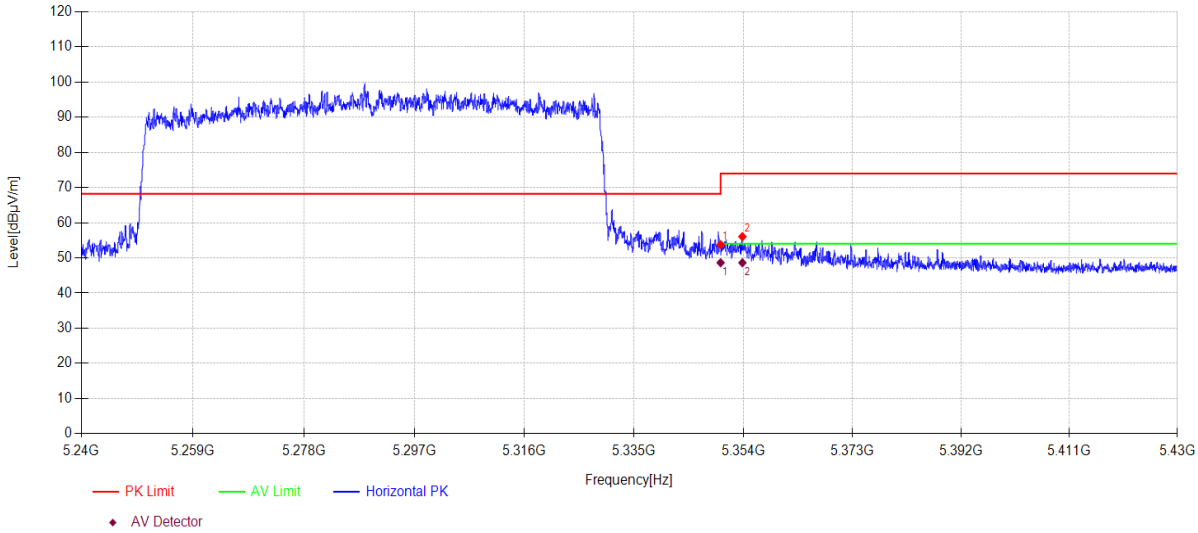

Data List										
N O.	**Freq. [MHz]**	**Reading [dBµV/m]**	**Antenna Factor [dB]**	**Cable loss [dB]**	**AMP [dB]**	**Level [dBµV/m]**	**Limit [dBµV/m]**	**Margin [dB]**	**Detector**	**Polarity**
1	5350.000	15.27	33.10	5.41	0.00	53.78	74.00	20.22	PK	Horizontal
2	5353.791	17.53	33.10	5.41	0.00	56.04	74.00	17.96	PK	Horizontal

Data List										
N O.	**Freq. [MHz]**	**Reading [dBµV/m]**	**Antenna Factor [dB]**	**Cable loss [dB]**	**AMP [dB]**	**Level [dBµV/m]**	**Limit [dBµV/m]**	**Margin [dB]**	**Detector**	**Polarity**
1	5350.000	10.12	33.10	5.41	0.00	48.63	54.0	5.37	AV	Horizontal
2	5353.791	10.11	33.10	5.41	0.00	48.62	54.0	5.38	AV	Horizontal

Note:
1. Level = Reading + Cable loss + Antenna Factor + AMP
2. If Peak Result complies with AV limit, AV Result is deemed to comply with AV limit.
3. Test setup: RBW: 1 MHz, VBW: 3 MHz, Sweep time: auto.

TR-4-E-009 Radiated Emission Test Result

Test Date:	2024-06-20	**Tested By**:	Genliu
EUT:	Module	**Model Number**:	SKI.WB921AU.1
Test Mode:	AX80 TX 5290MHZ	**Power Supply**:	Battery
Condition:	Temp:21.9°C;Humi:51.0%	**Test Site**:	DDT 3# Chamber
File Path:	d:\ts\2024 report data\Q24053102-2E\FCC ABOVE1G 5G\61		
Memo:	Sample Number:S24053102-001 Power Setting:8		

Test Graph

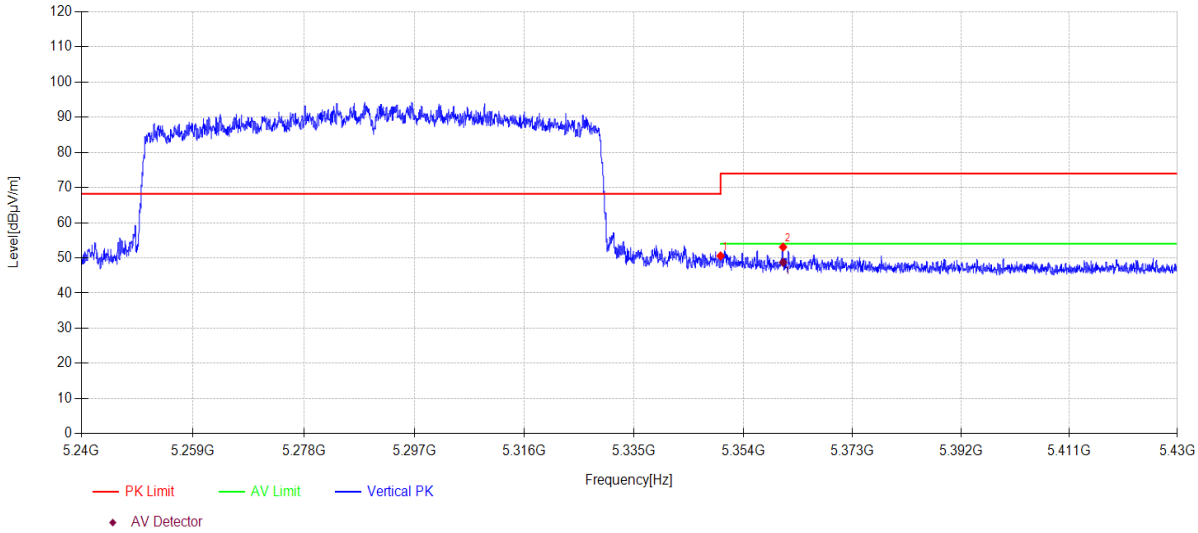

Data List										
NO.	**Freq. [MHz]**	**Reading [dBµV/m]**	**Antenna Factor [dB]**	**Cable loss [dB]**	**AMP [dB]**	**Level [dBµV/m]**	**Limit [dBµV/m]**	**Margin [dB]**	**Detector**	**Polarity**
1	5350.000	12.06	33.10	5.41	0.00	50.57	74.00	23.43	PK	Vertical
2	5360.878	14.57	33.10	5.42	0.00	53.09	74.00	20.91	PK	Vertical

Data List										
NO.	**Freq. [MHz]**	**Reading [dBµV/m]**	**Antenna Factor [dB]**	**Cable loss [dB]**	**AMP [dB]**	**Level [dBµV/m]**	**Limit [dBµV/m]**	**Margin [dB]**	**Detector**	**Polarity**
1	5360.878	10.21	33.10	5.42	0.00	48.73	54.0	5.27	AV	Vertical

Note:
1. Level = Reading + Cable loss + Antenna Factor + AMP
2. If Peak Result complies with AV limit, AV Result is deemed to comply with AV limit.
3. Test setup: RBW: 1 MHz, VBW: 3 MHz, Sweep time: auto.

TR-4-E-009 Radiated Emission Test Result

Test Date:	2024-06-20	**Tested By**:	Genliu
EUT:	Module	**Model Number**:	SKI.WB921AU.1
Test Mode:	11A TX 5500MHZ ant1	**Power Supply**:	Battery
Condition:	Temp:21.9°C;Humi:51.0%	**Test Site**:	DDT 3# Chamber
File Path:	d:\ts\2024 report data\Q24053102-2E\FCC ABOVE1G 5G\98		
Memo:	Sample Number:S24053102-001 Power Setting:8		

Test Graph

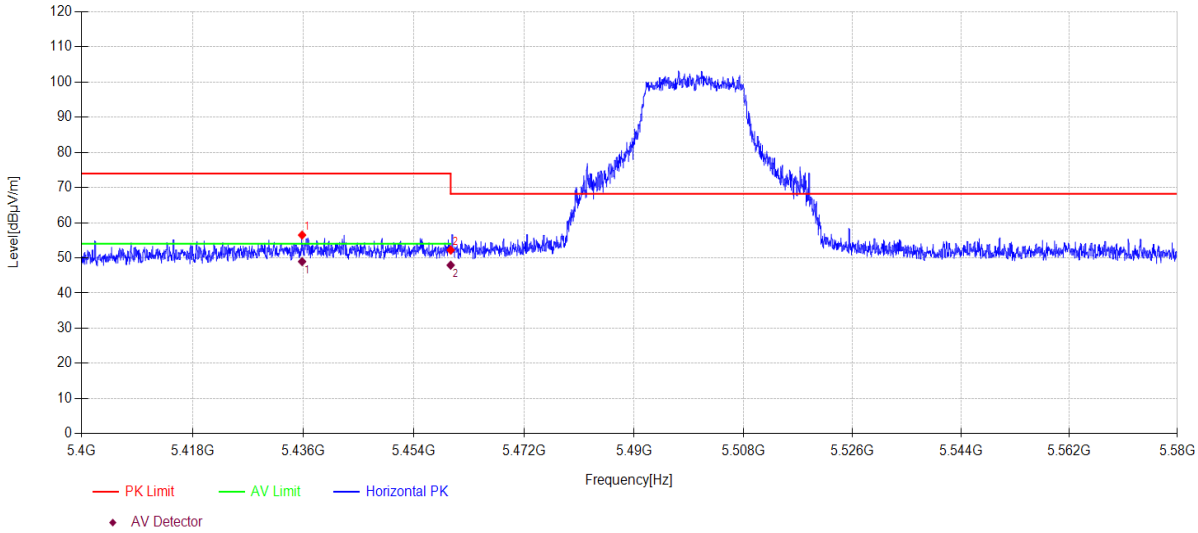

Data List										
NO.	**Freq. [MHz]**	**Reading [dBµV/m]**	**Antenna Factor [dB]**	**Cable loss [dB]**	**AMP [dB]**	**Level [dBµV/m]**	**Limit [dBµV/m]**	**Margin [dB]**	**Detector**	**Polarity**
1	5435.784	17.99	33.03	5.47	0.00	56.49	74.00	17.51	PK	Horizontal
2	5460.000	13.74	33.00	5.48	0.00	52.22	68.20	15.98	PK	Horizontal

Data List										
NO.	**Freq. [MHz]**	**Reading [dBµV/m]**	**Antenna Factor [dB]**	**Cable loss [dB]**	**AMP [dB]**	**Level [dBµV/m]**	**Limit [dBµV/m]**	**Margin [dB]**	**Detector**	**Polarity**
1	5435.784	10.45	33.03	5.47	0.00	48.95	54.0	5.05	AV	Horizontal
2	5460.000	9.45	33.00	5.48	0.00	47.93	54.0	6.07	AV	Horizontal

Note:
1. Level = Reading + Cable loss + Antenna Factor + AMP
2. If Peak Result complies with AV limit, AV Result is deemed to comply with AV limit.
3. Test setup: RBW: 1 MHz, VBW: 3 MHz, Sweep time: auto.

TR-4-E-009 Radiated Emission Test Result

Test Date:	2024-06-20	**Tested By**:	Genliu
EUT:	Module	**Model Number**:	SKI.WB921AU.1
Test Mode:	11A TX 5500MHZ ant1	**Power Supply**:	Battery
Condition:	Temp:21.9°C;Humi:51.0%	**Test Site**:	DDT 3# Chamber
File Path:	d:\ts\2024 report data\Q24053102-2E\FCC ABOVE1G 5G\99		
Memo:	Sample Number:S24053102-001 Power Setting:8		

Test Graph

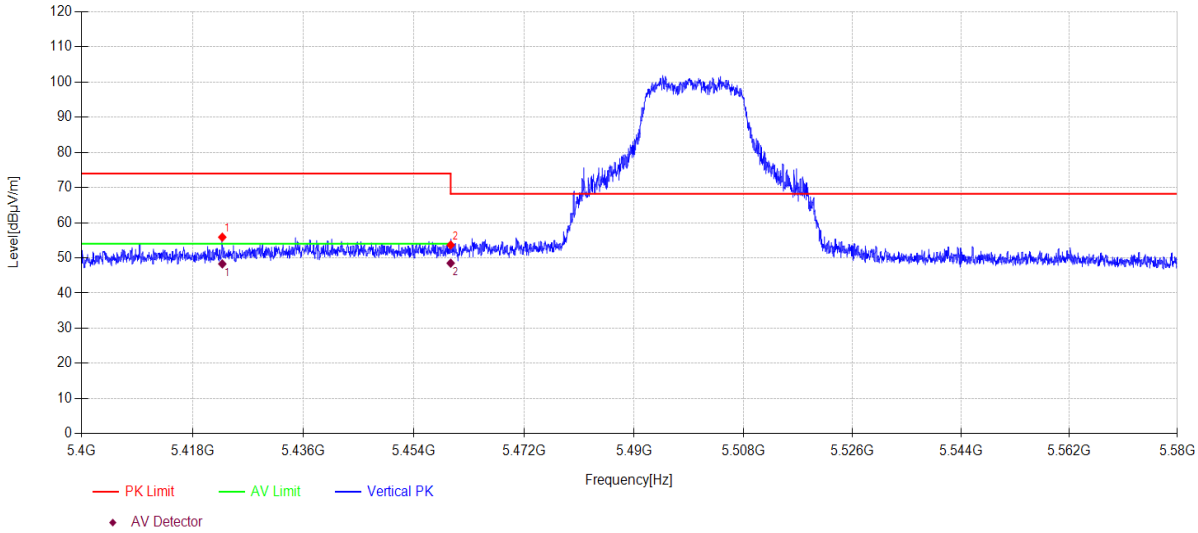

Data List										
NO.	**Freq. [MHz]**	**Reading [dBµV/m]**	**Antenna Factor [dB]**	**Cable loss [dB]**	**AMP [dB]**	**Level [dBµV/m]**	**Limit [dBµV/m]**	**Margin [dB]**	**Detector**	**Polarity**
1	5422.824	17.38	33.05	5.46	0.00	55.89	74.00	18.11	PK	Vertical
2	5460.000	15.18	33.00	5.48	0.00	53.66	68.20	14.54	PK	Vertical

Data List										
NO.	**Freq. [MHz]**	**Reading [dBµV/m]**	**Antenna Factor [dB]**	**Cable loss [dB]**	**AMP [dB]**	**Level [dBµV/m]**	**Limit [dBµV/m]**	**Margin [dB]**	**Detector**	**Polarity**
1	5422.824	9.78	33.05	5.46	0.00	48.29	54.0	5.71	AV	Vertical
2	5460.000	10.02	33.00	5.48	0.00	48.50	54.0	5.50	AV	Vertical

Note:
1. Level = Reading + Cable loss + Antenna Factor + AMP
2. If Peak Result complies with AV limit, AV Result is deemed to comply with AV limit.
3. Test setup: RBW: 1 MHz, VBW: 3 MHz, Sweep time: auto.

TR-4-E-009 Radiated Emission Test Result

Test Date:	2024-06-20	**Tested By**:	Genliu
EUT:	Module	**Model Number**:	SKI.WB921AU.1
Test Mode:	11A TX 5700MHZ ant1	**Power Supply**:	Battery
Condition:	Temp:21.9°C;Humi:51.0%	**Test Site**:	DDT 3# Chamber
File Path:	d:\ts\2024 report data\Q24053102-2E\FCC ABOVE1G 5G\100		
Memo:	Sample Number:S24053102-001 Power Setting:8		

Test Graph

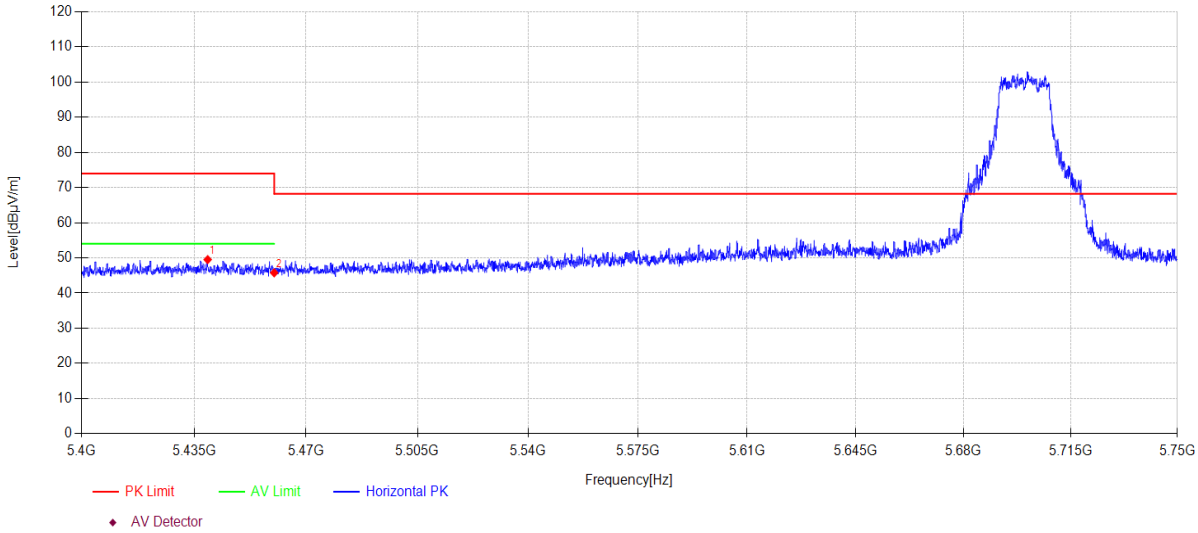

Data List										
NO.	**Freq. [MHz]**	**Reading [dBµV/m]**	**Antenna Factor [dB]**	**Cable loss [dB]**	**AMP [dB]**	**Level [dBµV/m]**	**Limit [dBµV/m]**	**Margin [dB]**	**Detector**	**Polarity**
1	5439.235	11.03	33.02	5.47	0.00	49.52	74.00	24.48	PK	Horizontal
2	5460.000	7.29	33.00	5.48	0.00	45.77	68.20	22.43	PK	Horizontal

Note:
1. Level = Reading + Cable loss + Antenna Factor + AMP
2. If Peak Result complies with AV limit, AV Result is deemed to comply with AV limit.
3. Test setup: RBW: 1 MHz, VBW: 3 MHz, Sweep time: auto.

TR-4-E-009 Radiated Emission Test Result

Test Date:	2024-06-20	**Tested By**:	Genliu
EUT:	Module	**Model Number**:	SKI.WB921AU.1
Test Mode:	11A TX 5700MHZ ant1	**Power Supply**:	Battery
Condition:	Temp:21.9°C;Humi:51.0%	**Test Site**:	DDT 3# Chamber
File Path:	d:\ts\2024 report data\Q24053102-2E\FCC ABOVE1G 5G\101		
Memo:	Sample Number:S24053102-001 Power Setting:8		

Test Graph

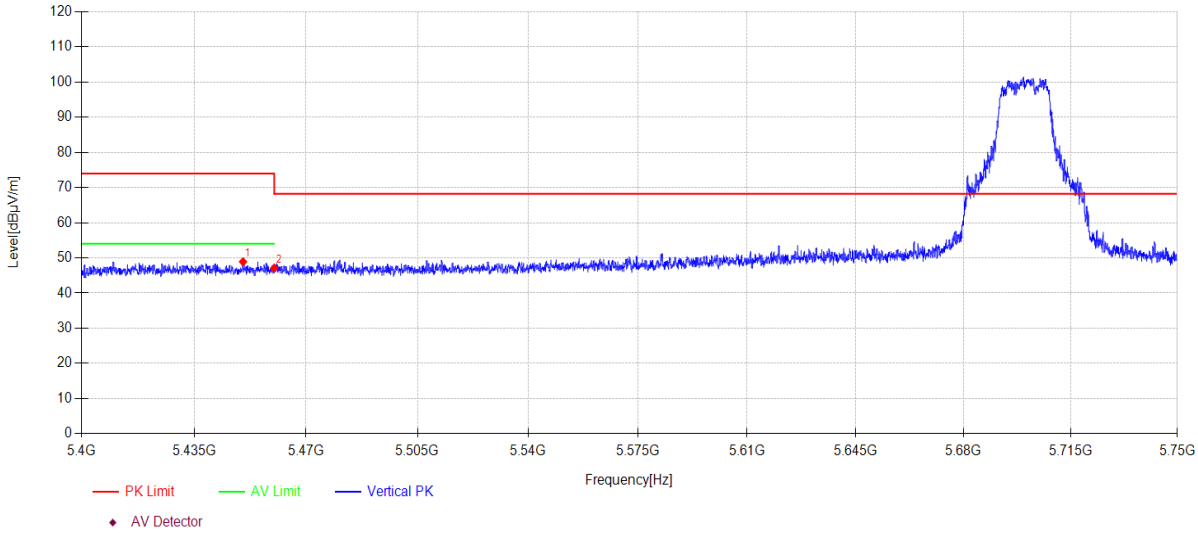

Data List										
NO.	**Freq. [MHz]**	**Reading [dBµV/m]**	**Antenna Factor [dB]**	**Cable loss [dB]**	**AMP [dB]**	**Level [dBµV/m]**	**Limit [dBµV/m]**	**Margin [dB]**	**Detector**	**Polarity**
1	5450.260	10.42	33.00	5.48	0.00	48.90	74.00	25.10	PK	Vertical
2	5460.000	8.62	33.00	5.48	0.00	47.10	68.20	21.10	PK	Vertical

Note:
1. Level = Reading + Cable loss + Antenna Factor + AMP
2. If Peak Result complies with AV limit, AV Result is deemed to comply with AV limit.
3. Test setup: RBW: 1 MHz, VBW: 3 MHz, Sweep time: auto.

TR-4-E-009 Radiated Emission Test Result

Test Date:	2024-06-20	**Tested By**:	Genliu
EUT:	Module	**Model Number**:	SKI.WB921AU.1
Test Mode:	11A TX 5500MHZ ant2	**Power Supply**:	Battery
Condition:	Temp:21.9°C;Humi:51.0%	**Test Site**:	DDT 3# Chamber
File Path:	d:\ts\2024 report data\Q24053102-2E\FCC ABOVE1G 5G\106		
Memo:	Sample Number:S24053102-001 Power Setting:8		

Test Graph

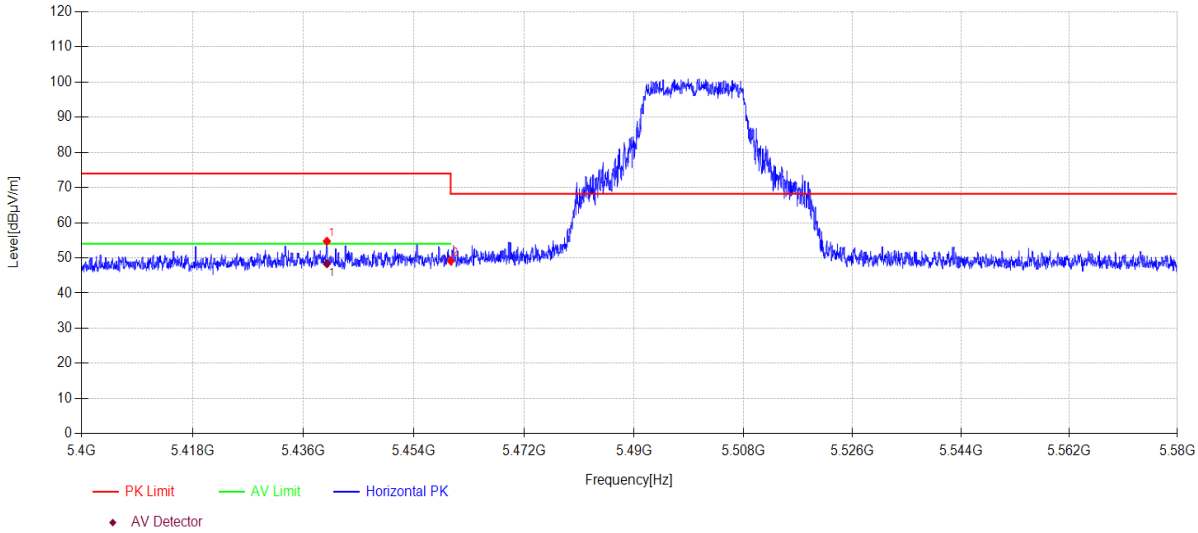

Data List										
NO.	**Freq. [MHz]**	**Reading [dBµV/m]**	**Antenna Factor [dB]**	**Cable loss [dB]**	**AMP [dB]**	**Level [dBµV/m]**	**Limit [dBµV/m]**	**Margin [dB]**	**Detector**	**Polarity**
1	5439.816	16.25	33.02	5.47	0.00	54.74	74.00	19.26	PK	Horizontal
2	5460.000	10.70	33.00	5.48	0.00	49.18	68.20	19.02	PK	Horizontal

Data List										
NO.	**Freq. [MHz]**	**Reading [dBµV/m]**	**Antenna Factor [dB]**	**Cable loss [dB]**	**AMP [dB]**	**Level [dBµV/m]**	**Limit [dBµV/m]**	**Margin [dB]**	**Detector**	**Polarity**
1	5439.816	9.87	33.02	5.47	0.00	48.36	54.0	5.64	AV	Horizontal

Note:
1. Level = Reading + Cable loss + Antenna Factor + AMP
2. If Peak Result complies with AV limit, AV Result is deemed to comply with AV limit.
3. Test setup: RBW: 1 MHz, VBW: 3 MHz, Sweep time: auto.

TR-4-E-009 Radiated Emission Test Result

Test Date:	2024-06-20	**Tested By**:	Genliu
EUT:	Module	**Model Number**:	SKI.WB921AU.1
Test Mode:	11A TX 5500MHZ ant2	**Power Supply**:	Battery
Condition:	Temp:21.9°C;Humi:51.0%	**Test Site**:	DDT 3# Chamber
File Path:	d:\ts\2024 report data\Q24053102-2E\FCC ABOVE1G 5G\107		
Memo:	Sample Number:S24053102-001 Power Setting:8		

Test Graph

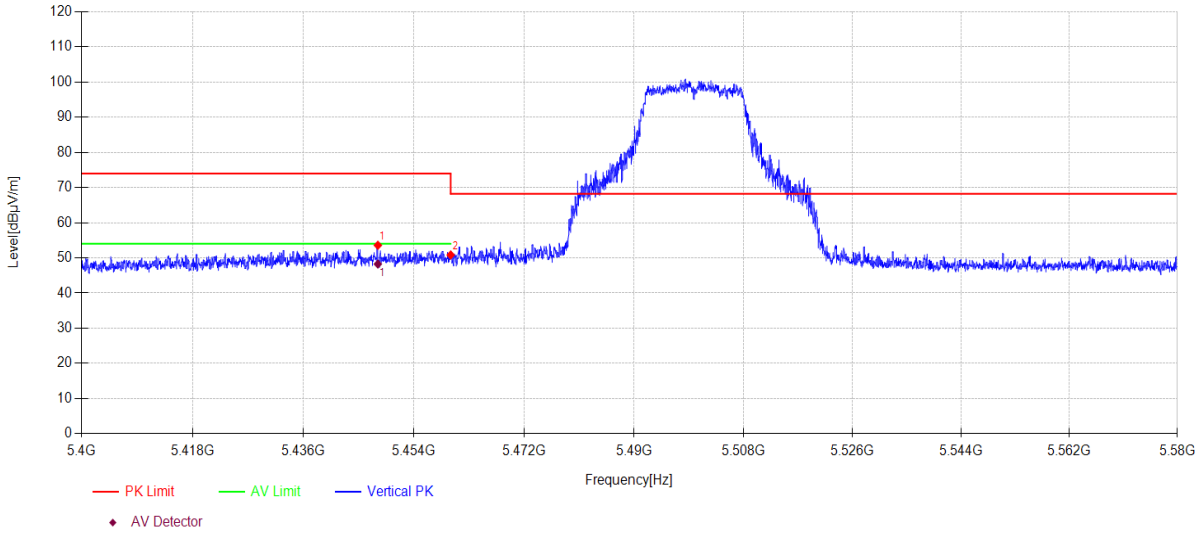

Data List										
NO.	**Freq. [MHz]**	**Reading [dBµV/m]**	**Antenna Factor [dB]**	**Cable loss [dB]**	**AMP [dB]**	**Level [dBµV/m]**	**Limit [dBµV/m]**	**Margin [dB]**	**Detector**	**Polarity**
1	5448.114	15.12	33.00	5.48	0.00	53.60	74.00	20.40	PK	Vertical
2	5460.000	12.37	33.00	5.48	0.00	50.85	68.20	17.35	PK	Vertical

Data List										
NO.	**Freq. [MHz]**	**Reading [dBµV/m]**	**Antenna Factor [dB]**	**Cable loss [dB]**	**AMP [dB]**	**Level [dBµV/m]**	**Limit [dBµV/m]**	**Margin [dB]**	**Detector**	**Polarity**
1	5448.114	9.78	33.00	5.48	0.00	48.26	54.0	5.74	AV	Vertical

Note:
1. Level = Reading + Cable loss + Antenna Factor + AMP
2. If Peak Result complies with AV limit, AV Result is deemed to comply with AV limit.
3. Test setup: RBW: 1 MHz, VBW: 3 MHz, Sweep time: auto.

TR-4-E-009 Radiated Emission Test Result

Test Date:	2024-06-20	**Tested By**:	Genliu
EUT:	Module	**Model Number**:	SKI.WB921AU.1
Test Mode:	11A TX 5700MHZ ant2	**Power Supply**:	Battery
Condition:	Temp:21.9°C;Humi:51.0%	**Test Site**:	DDT 3# Chamber
File Path:	d:\ts\2024 report data\Q24053102-2E\FCC ABOVE1G 5G\108		
Memo:	Sample Number:S24053102-001 Power Setting:8		

Test Graph

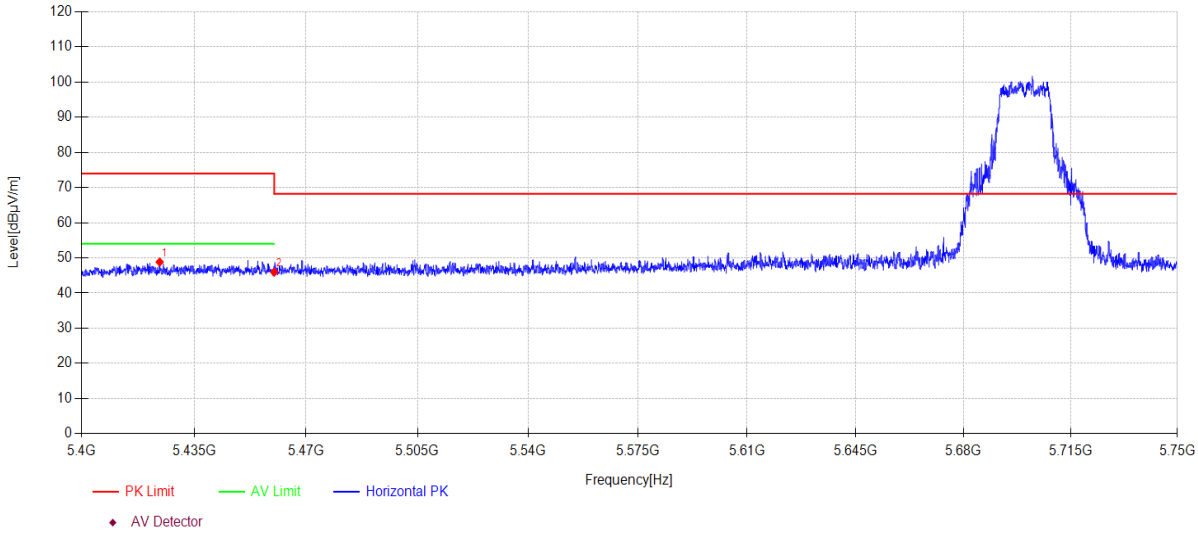

Data List										
NO.	**Freq. [MHz]**	**Reading [dBµV/m]**	**Antenna Factor [dB]**	**Cable loss [dB]**	**AMP [dB]**	**Level [dBµV/m]**	**Limit [dBµV/m]**	**Margin [dB]**	**Detector**	**Polarity**
1	5424.290	10.32	33.05	5.46	0.00	48.83	74.00	25.17	PK	Horizontal
2	5460.000	7.48	33.00	5.48	0.00	45.96	68.20	22.24	PK	Horizontal

Note:
1. Level = Reading + Cable loss + Antenna Factor + AMP
2. If Peak Result complies with AV limit, AV Result is deemed to comply with AV limit.
3. Test setup: RBW: 1 MHz, VBW: 3 MHz, Sweep time: auto.

TR-4-E-009 Radiated Emission Test Result

Test Date:	2024-06-20	**Tested By**:	Genliu
EUT:	Module	**Model Number**:	SKI.WB921AU.1
Test Mode:	11A TX 5700MHZ ant2	**Power Supply**:	Battery
Condition:	Temp:21.9°C;Humi:51.0%	**Test Site**:	DDT 3# Chamber
File Path:	d:\ts\2024 report data\Q24053102-2E\FCC ABOVE1G 5G\109		
Memo:	Sample Number:S24053102-001 Power Setting:8		

Test Graph

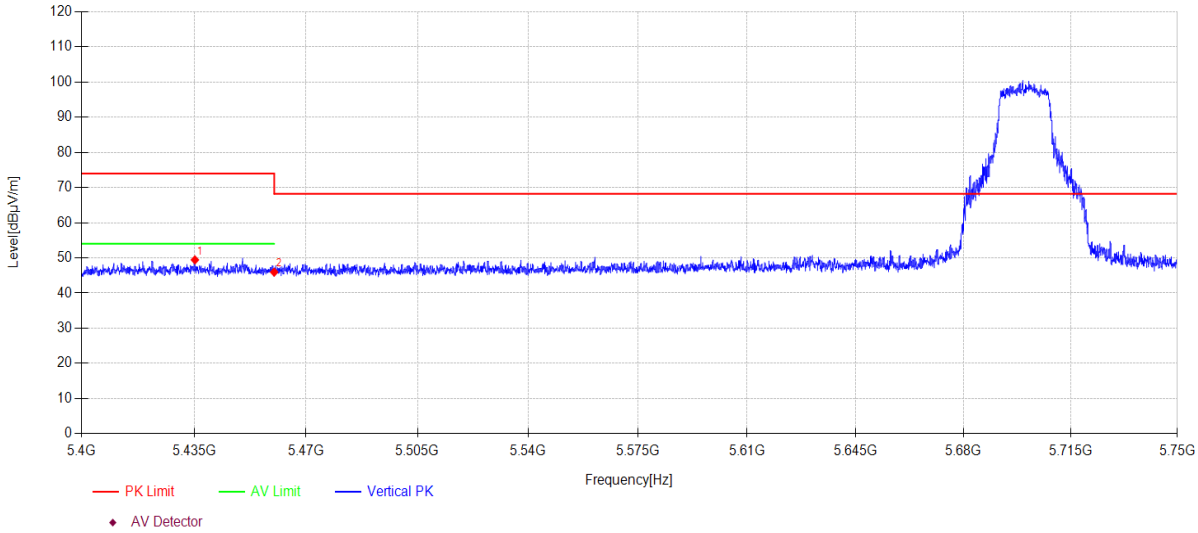

Data List										
N O.	**Freq. [MHz]**	**Reading [dBµV/m]**	**Antenna Factor [dB]**	**Cable loss [dB]**	**AMP [dB]**	**Level [dBµV/m]**	**Limit [dBµV/m]**	**Margin [dB]**	**Detector**	**Polarity**
1	5435.245	10.93	33.03	5.47	0.00	49.43	74.00	24.57	PK	Vertical
2	5460.000	7.48	33.00	5.48	0.00	45.96	68.20	22.24	PK	Vertical

Note:
1. Level = Reading + Cable loss + Antenna Factor + AMP
2. If Peak Result complies with AV limit, AV Result is deemed to comply with AV limit.
3. Test setup: RBW: 1 MHz, VBW: 3 MHz, Sweep time: auto.

TR-4-E-009 Radiated Emission Test Result

Test Date:	2024-06-20	**Tested By**:	Genliu
EUT:	Module	**Model Number**:	SKI.WB921AU.1
Test Mode:	N20 TX 5500MHZ	**Power Supply**:	Battery
Condition:	Temp:21.9°C;Humi:51.0%	**Test Site**:	DDT 3# Chamber
File Path:	d:\ts\2024 report data\Q24053102-2E\FCC ABOVE1G 5G\92		
Memo:	Sample Number:S24053102-001 Power Setting:8		

Test Graph

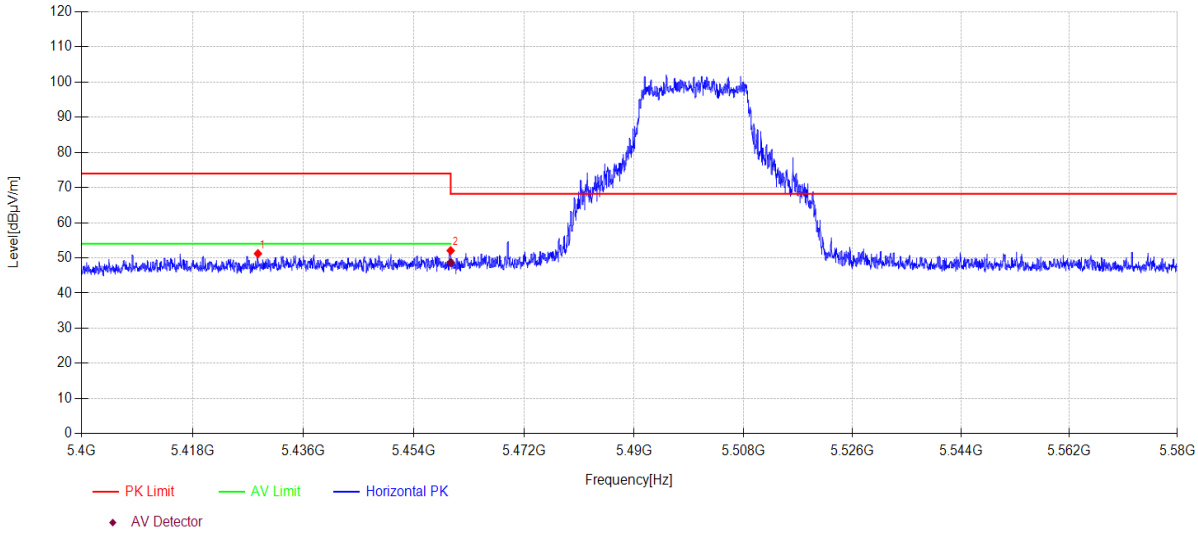

Data List										
NO.	**Freq. [MHz]**	**Reading [dBµV/m]**	**Antenna Factor [dB]**	**Cable loss [dB]**	**AMP [dB]**	**Level [dBµV/m]**	**Limit [dBµV/m]**	**Margin [dB]**	**Detector**	**Polarity**
1	5428.602	12.70	33.04	5.46	0.00	51.20	74.00	22.80	PK	Horizontal
2	5460.000	13.58	33.00	5.48	0.00	52.06	68.20	16.14	PK	Horizontal

Data List										
NO.	**Freq. [MHz]**	**Reading [dBµV/m]**	**Antenna Factor [dB]**	**Cable loss [dB]**	**AMP [dB]**	**Level [dBµV/m]**	**Limit [dBµV/m]**	**Margin [dB]**	**Detector**	**Polarity**
1	5460.000	10.21	33.00	5.48	0.00	48.69	54.0	5.31	AV	Horizontal

Note:
1. Level = Reading + Cable loss + Antenna Factor + AMP
2. If Peak Result complies with AV limit, AV Result is deemed to comply with AV limit.
3. Test setup: RBW: 1 MHz, VBW: 3 MHz, Sweep time: auto.

TR-4-E-009 Radiated Emission Test Result

Test Date:	2024-06-20	**Tested By**:	Genliu
EUT:	Module	**Model Number**:	SKI.WB921AU.1
Test Mode:	N20 TX 5500MHZ	**Power Supply**:	Battery
Condition:	Temp:21.9°C;Humi:51.0%	**Test Site**:	DDT 3# Chamber
File Path:	d:\ts\2024 report data\Q24053102-2E\FCC ABOVE1G 5G\93		
Memo:	Sample Number:S24053102-001 Power Setting:8		

Test Graph

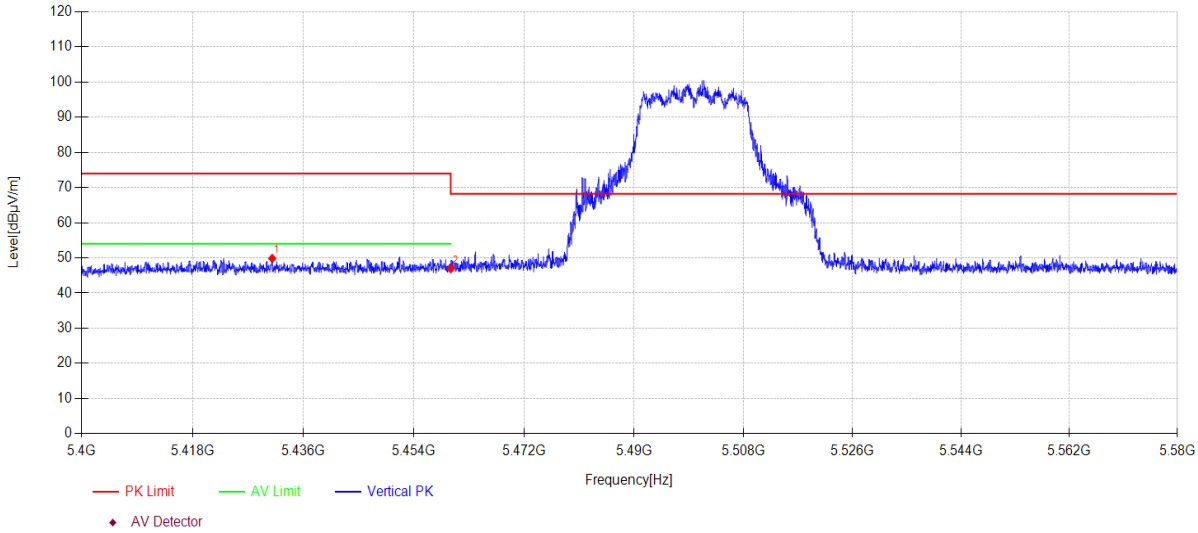

Data List										
NO.	**Freq. [MHz]**	**Reading [dBµV/m]**	**Antenna Factor [dB]**	**Cable loss [dB]**	**AMP [dB]**	**Level [dBµV/m]**	**Limit [dBµV/m]**	**Margin [dB]**	**Detector**	**Polarity**
1	5430.924	11.37	33.04	5.46	0.00	49.87	74.00	24.13	PK	Vertical
2	5460.000	8.43	33.00	5.48	0.00	46.91	68.20	21.29	PK	Vertical

Note:
1. Level = Reading + Cable loss + Antenna Factor + AMP
2. If Peak Result complies with AV limit, AV Result is deemed to comply with AV limit.
3. Test setup: RBW: 1 MHz, VBW: 3 MHz, Sweep time: auto.

TR-4-E-009 Radiated Emission Test Result

Test Date:	2024-06-20	**Tested By**:	Genliu
EUT:	Module	**Model Number**:	SKI.WB921AU.1
Test Mode:	N20 TX 5700MHZ	**Power Supply**:	Battery
Condition:	Temp:21.9°C;Humi:51.0%	**Test Site**:	DDT 3# Chamber
File Path:	d:\ts\2024 report data\Q24053102-2E\FCC ABOVE1G 5G\90		
Memo:	Sample Number:S24053102-001 Power Setting:8		

Test Graph

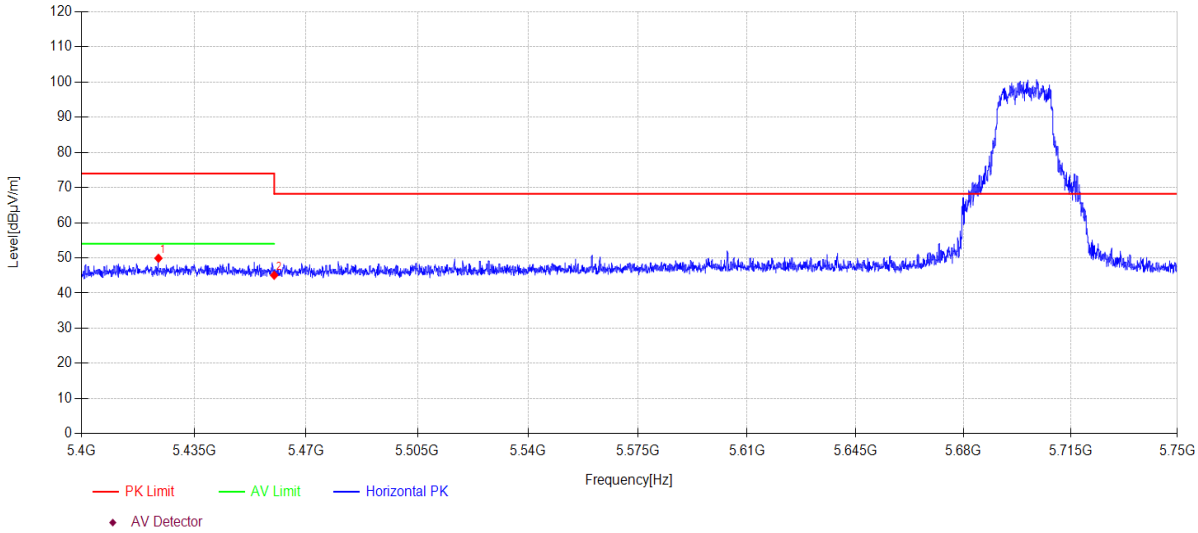

Data List										
N O.	**Freq. [MHz]**	**Reading [dBµV/m]**	**Antenna Factor [dB]**	**Cable loss [dB]**	**AMP [dB]**	**Level [dBµV/m]**	**Limit [dBµV/m]**	**Margin [dB]**	**Detector**	**Polarity**
1	5423.905	11.39	33.05	5.46	0.00	49.90	74.00	24.10	PK	Horizontal
2	5460.000	6.58	33.00	5.48	0.00	45.06	68.20	23.14	PK	Horizontal

Note:
1. Level = Reading + Cable loss + Antenna Factor + AMP
2. If Peak Result complies with AV limit, AV Result is deemed to comply with AV limit.
3. Test setup: RBW: 1 MHz, VBW: 3 MHz, Sweep time: auto.

TR-4-E-009 Radiated Emission Test Result

Test Date:	2024-06-20	**Tested By**:	Genliu
EUT:	Module	**Model Number**:	SKI.WB921AU.1
Test Mode:	N20 TX 5700MHZ	**Power Supply**:	Battery
Condition:	Temp:21.9°C;Humi:51.0%	**Test Site**:	DDT 3# Chamber
File Path:	d:\ts\2024 report data\Q24053102-2E\FCC ABOVE1G 5G\91		
Memo:	Sample Number:S24053102-001 Power Setting:8		

Test Graph

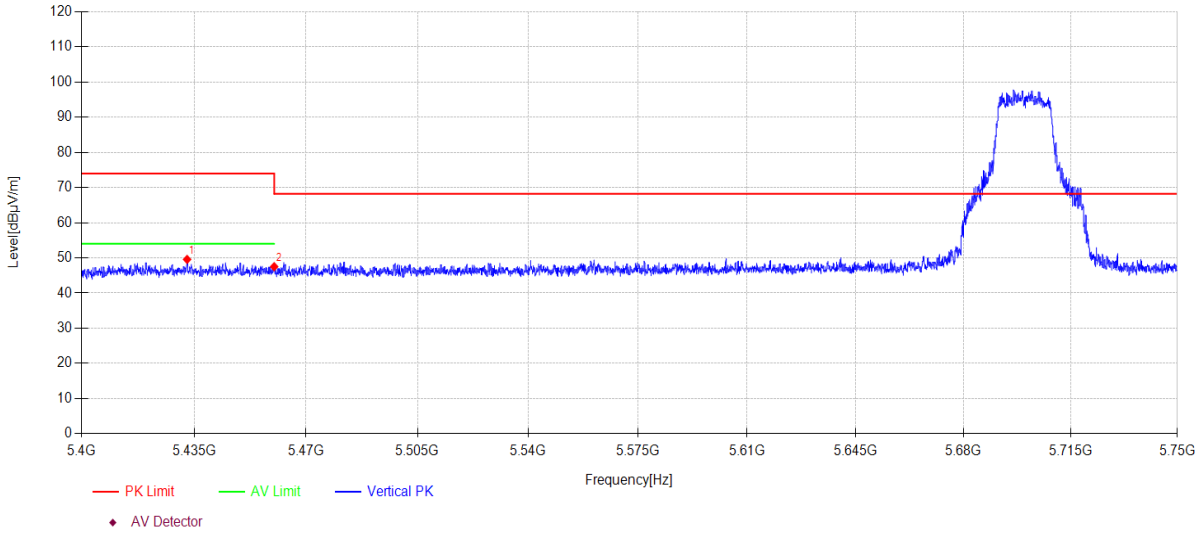

Data List										
NO.	**Freq. [MHz]**	**Reading [dBµV/m]**	**Antenna Factor [dB]**	**Cable loss [dB]**	**AMP [dB]**	**Level [dBµV/m]**	**Limit [dBµV/m]**	**Margin [dB]**	**Detector**	**Polarity**
1	5432.830	11.07	33.03	5.47	0.00	49.57	74.00	24.43	PK	Vertical
2	5460.000	9.03	33.00	5.48	0.00	47.51	68.20	20.69	PK	Vertical

Note:
1. Level = Reading + Cable loss + Antenna Factor + AMP
2. If Peak Result complies with AV limit, AV Result is deemed to comply with AV limit.
3. Test setup: RBW: 1 MHz, VBW: 3 MHz, Sweep time: auto.