TR-4-E-009 Radiated Emission Test Result

Test Date:	2024-06-24	**Tested By**:	Genliu
EUT:	Module	**Model Number**:	SKI.WB921AU.1
Test Mode:	AC20 TX 5500MHZ	**Power Supply**:	Battery
Condition:	Temp:21.9°C;Humi:51.0%	**Test Site**:	DDT 3# Chamber
File Path:	d:\ts\2024 report data\Q24053102-2E\FCC ABOVE 1G\49		
Memo:	Sample Number:S24053102 Power Setting:8		

Test Graph

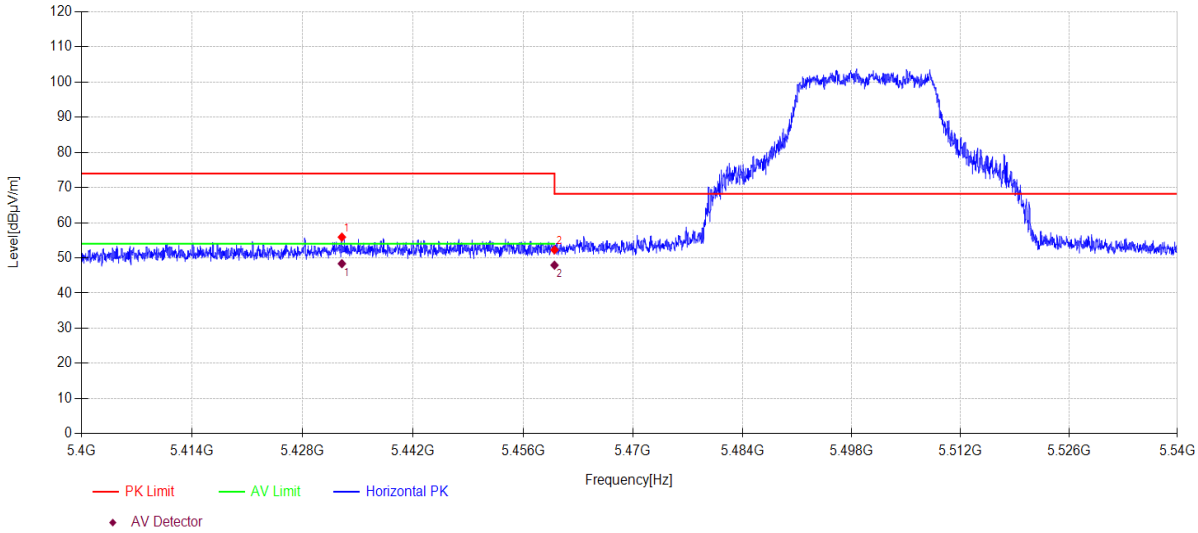

Data List										
N O.	**Freq. [MHz]**	**Reading [dBµV/m]**	**Antenna Factor [dB]**	**Cable loss [dB]**	**AMP [dB]**	**Level [dBµV/m]**	**Limit [dBµV/m]**	**Margin [dB]**	**Detector**	**Polarity**
1	5432.956	17.40	33.03	5.47	0.00	55.90	74.00	18.10	PK	Horizontal
2	5460.000	13.81	33.00	5.48	0.00	52.29	68.20	15.91	PK	Horizontal

Data List										
N O.	**Freq. [MHz]**	**Reading [dBµV/m]**	**Antenna Factor [dB]**	**Cable loss [dB]**	**AMP [dB]**	**Level [dBµV/m]**	**Limit [dBµV/m]**	**Margin [dB]**	**Detector**	**Polarity**
1	5432.956	9.87	33.03	5.47	0.00	48.37	54.0	5.63	AV	Horizontal
2	5460.000	9.45	33.00	5.48	0.00	47.93	54.0	6.07	AV	Horizontal

Note:
1. Level = Reading + Cable loss + Antenna Factor + AMP
2. If Peak Result complies with AV limit, AV Result is deemed to comply with AV limit.
3. Test setup: RBW: 1 MHz, VBW: 3 MHz, Sweep time: auto.

TR-4-E-009 Radiated Emission Test Result

Test Date:	2024-06-24	**Tested By**:	Genliu
EUT:	Module	**Model Number**:	SKI.WB921AU.1
Test Mode:	AC20 TX 5500MHZ	**Power Supply**:	Battery
Condition:	Temp:21.9°C;Humi:51.0%	**Test Site**:	DDT 3# Chamber
File Path:	d:\ts\2024 report data\Q24053102-2E\FCC ABOVE 1G\50		
Memo:	Sample Number:S24053102 Power Setting:8		

Test Graph

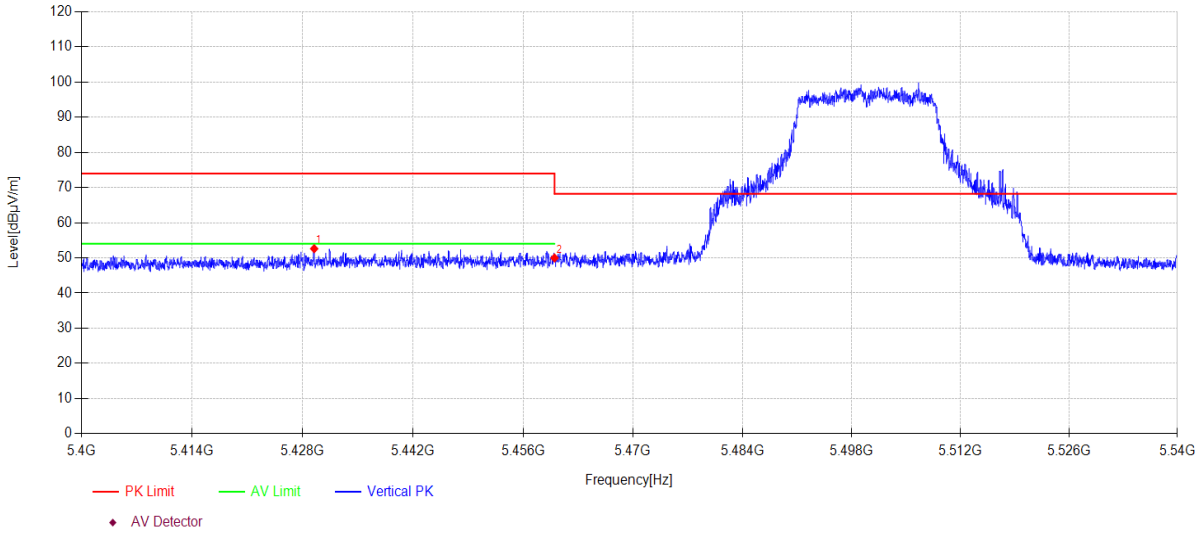

Data List										
N O.	**Freq. [MHz]**	**Reading [dBµV/m]**	**Antenna Factor [dB]**	**Cable loss [dB]**	**AMP [dB]**	**Level [dBµV/m]**	**Limit [dBµV/m]**	**Margin [dB]**	**Detector**	**Polarity**
1	5429.442	14.12	33.04	5.46	0.00	52.62	74.00	21.38	PK	Vertical
2	5460.000	11.51	33.00	5.48	0.00	49.99	68.20	18.21	PK	Vertical

Note:
1. Level = Reading + Cable loss + Antenna Factor + AMP
2. If Peak Result complies with AV limit, AV Result is deemed to comply with AV limit.
3. Test setup: RBW: 1 MHz, VBW: 3 MHz, Sweep time: auto.

TR-4-E-009 Radiated Emission Test Result

Test Date:	2024-06-20	**Tested By**:	Genliu
EUT:	Module	**Model Number**:	SKI.WB921AU.1
Test Mode:	AC20 TX 5700MHZ	**Power Supply**:	Battery
Condition:	Temp:21.9°C;Humi:51.0%	**Test Site**:	DDT 3# Chamber
File Path:	d:\ts\2024 report data\Q24053102-2E\FCC ABOVE1G 5G\82		
Memo:	Sample Number:S24053102-001 Power Setting:8		

Test Graph

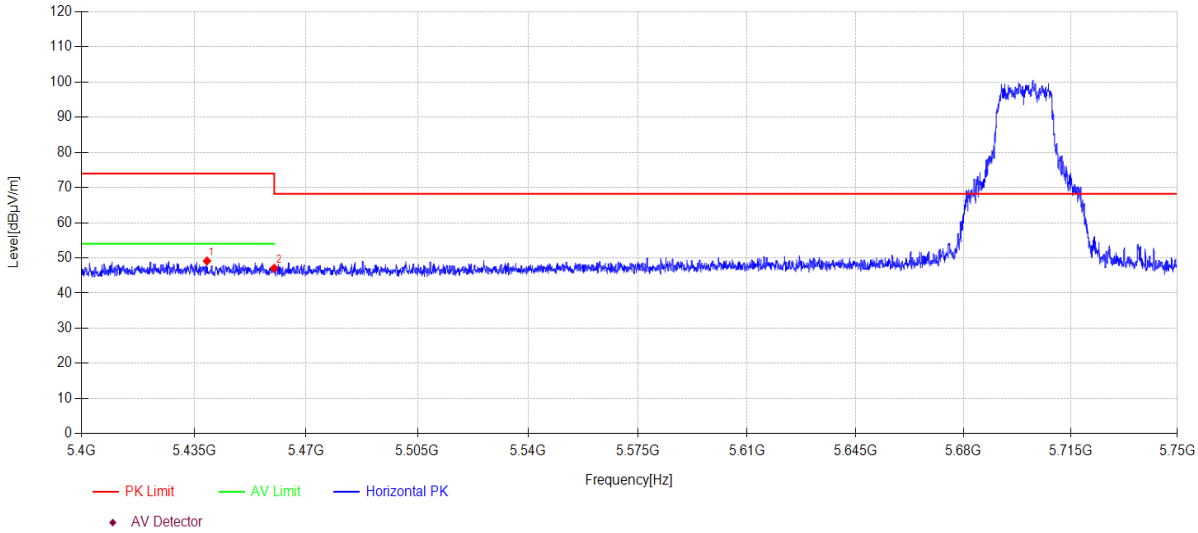

Data List										
N O.	**Freq. [MHz]**	**Reading [dBµV/m]**	**Antenna Factor [dB]**	**Cable loss [dB]**	**AMP [dB]**	**Level [dBµV/m]**	**Limit [dBµV/m]**	**Margin [dB]**	**Detector**	**Polarity**
1	5439.025	10.63	33.02	5.47	0.00	49.12	74.00	24.88	PK	Horizontal
2	5460.000	8.60	33.00	5.48	0.00	47.08	68.20	21.12	PK	Horizontal

Note:
1. Level = Reading + Cable loss + Antenna Factor + AMP
2. If Peak Result complies with AV limit, AV Result is deemed to comply with AV limit.
3. Test setup: RBW: 1 MHz, VBW: 3 MHz, Sweep time: auto.

TR-4-E-009 Radiated Emission Test Result

Test Date:	2024-06-20	**Tested By**:	Genliu
EUT:	Module	**Model Number**:	SKI.WB921AU.1
Test Mode:	AC20 TX 5700MHZ	**Power Supply**:	Battery
Condition:	Temp:21.9°C;Humi:51.0%	**Test Site**:	DDT 3# Chamber
File Path:	d:\ts\2024 report data\Q24053102-2E\FCC ABOVE1G 5G\83		
Memo:	Sample Number:S24053102-001 Power Setting:8		

Test Graph

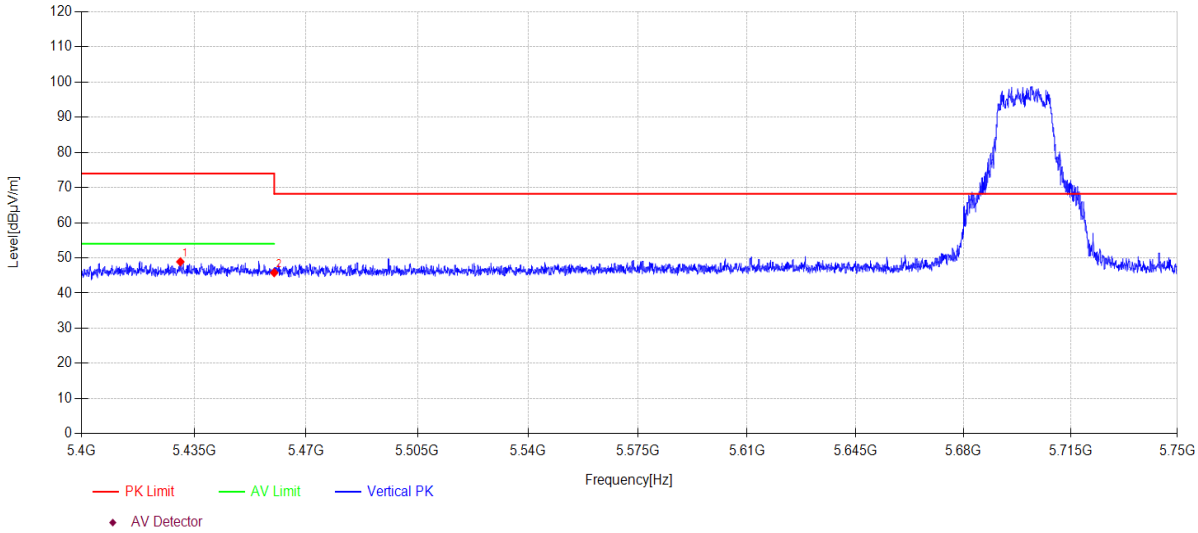

Data List										
NO.	**Freq. [MHz]**	**Reading [dBµV/m]**	**Antenna Factor [dB]**	**Cable loss [dB]**	**AMP [dB]**	**Level [dBµV/m]**	**Limit [dBµV/m]**	**Margin [dB]**	**Detector**	**Polarity**
1	5430.730	10.39	33.04	5.46	0.00	48.89	74.00	25.11	PK	Vertical
2	5460.000	7.31	33.00	5.48	0.00	45.79	68.20	22.41	PK	Vertical

Note:
1. Level = Reading + Cable loss + Antenna Factor + AMP
2. If Peak Result complies with AV limit, AV Result is deemed to comply with AV limit.
3. Test setup: RBW: 1 MHz, VBW: 3 MHz, Sweep time: auto.

TR-4-E-009 Radiated Emission Test Result

Test Date:	2024-06-24	**Tested By**:	Genliu
EUT:	Module	**Model Number**:	SKI.WB921AU.1
Test Mode:	AX20 TX 5500MHZ	**Power Supply**:	Battery
Condition:	Temp:21.9°C;Humi:51.0%	**Test Site**:	DDT 3# Chamber
File Path:	d:\ts\2024 report data\Q24053102-2E\FCC ABOVE 1G\47		
Memo:	Sample Number:S24053102 Power Setting:8		

Test Graph

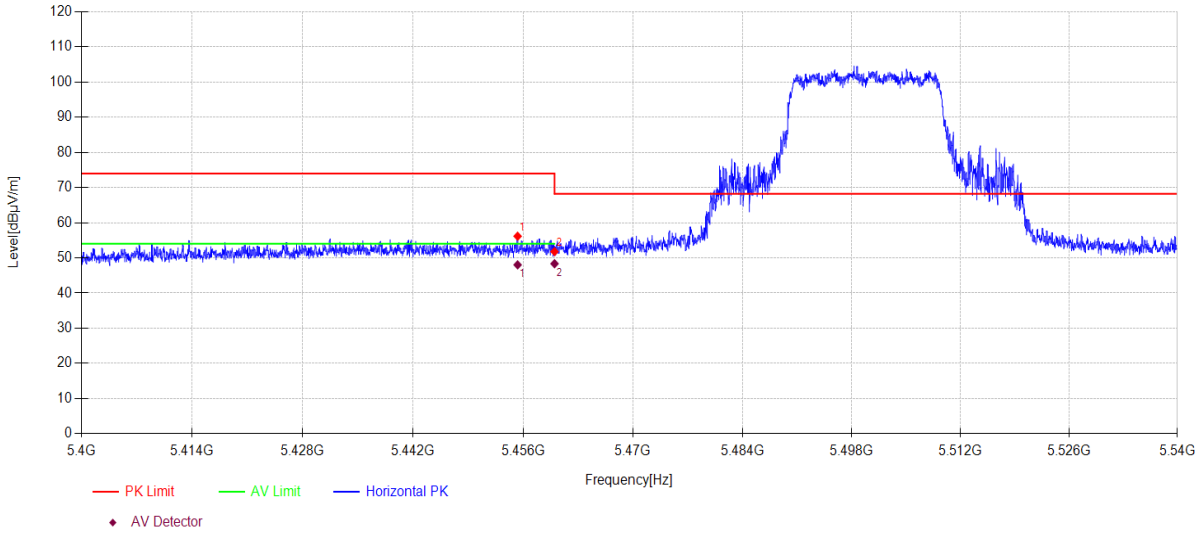

Data List										
N O.	**Freq. [MHz]**	**Reading [dBµV/m]**	**Antenna Factor [dB]**	**Cable loss [dB]**	**AMP [dB]**	**Level [dBµV/m]**	**Limit [dBµV/m]**	**Margin [dB]**	**Detector**	**Polarity**
1	5455.300	17.68	33.00	5.48	0.00	56.16	74.00	17.84	PK	Horizontal
2	5460.000	13.31	33.00	5.48	0.00	51.79	68.20	16.41	PK	Horizontal

Data List										
N O.	**Freq. [MHz]**	**Reading [dBµV/m]**	**Antenna Factor [dB]**	**Cable loss [dB]**	**AMP [dB]**	**Level [dBµV/m]**	**Limit [dBµV/m]**	**Margin [dB]**	**Detector**	**Polarity**
1	5455.300	9.54	33.00	5.48	0.00	48.02	54.0	5.98	AV	Horizontal
2	5460.000	9.87	33.00	5.48	0.00	48.35	54.0	5.65	AV	Horizontal

Note:
1. Level = Reading + Cable loss + Antenna Factor + AMP
2. If Peak Result complies with AV limit, AV Result is deemed to comply with AV limit.
3. Test setup: RBW: 1 MHz, VBW: 3 MHz, Sweep time: auto.

TR-4-E-009 Radiated Emission Test Result

Test Date:	2024-06-24	**Tested By**:	Genliu
EUT:	Module	**Model Number**:	SKI.WB921AU.1
Test Mode:	AX20 TX 5500MHZ	**Power Supply**:	Battery
Condition:	Temp:21.9°C;Humi:51.0%	**Test Site**:	DDT 3# Chamber
File Path:	d:\ts\2024 report data\Q24053102-2E\FCC ABOVE 1G\48		
Memo:	Sample Number:S24053102 Power Setting:8		

Test Graph

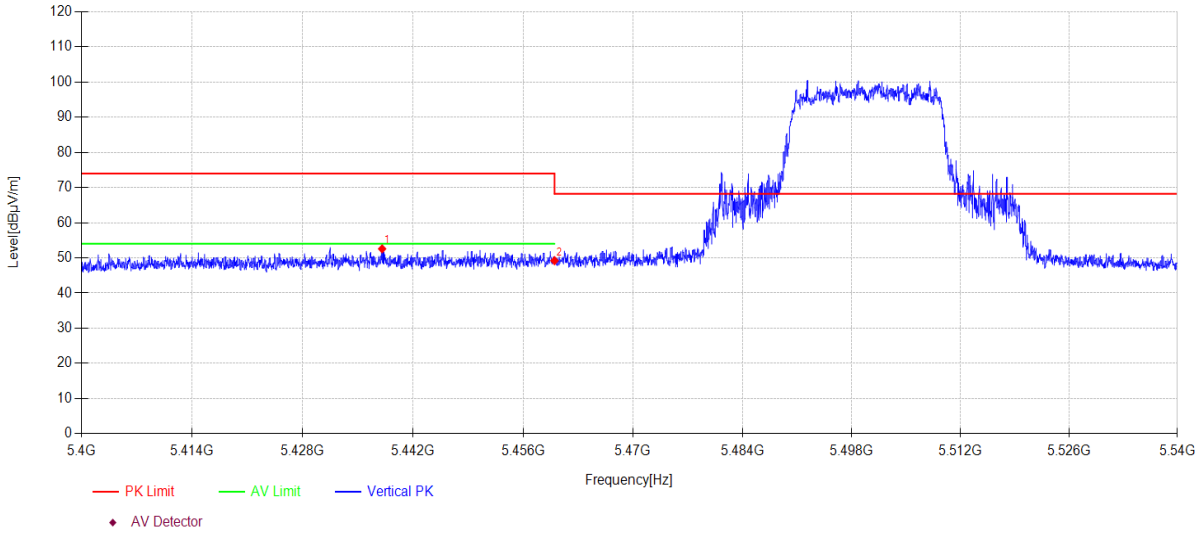

Data List										
N O.	**Freq. [MHz]**	**Reading [dBµV/m]**	**Antenna Factor [dB]**	**Cable loss [dB]**	**AMP [dB]**	**Level [dBµV/m]**	**Limit [dBµV/m]**	**Margin [dB]**	**Detector**	**Polarity**
1	5438.066	14.09	33.02	5.47	0.00	52.58	74.00	21.42	PK	Vertical
2	5460.000	10.73	33.00	5.48	0.00	49.21	68.20	18.99	PK	Vertical

Note:
1. Level = Reading + Cable loss + Antenna Factor + AMP
2. If Peak Result complies with AV limit, AV Result is deemed to comply with AV limit.
3. Test setup: RBW: 1 MHz, VBW: 3 MHz, Sweep time: auto.

TR-4-E-009 Radiated Emission Test Result

Test Date:	2024-06-20	**Tested By**:	Genliu
EUT:	Module	**Model Number**:	SKI.WB921AU.1
Test Mode:	AX20 TX 5700MHZ	**Power Supply**:	Battery
Condition:	Temp:21.9°C;Humi:51.0%	**Test Site**:	DDT 3# Chamber
File Path:	d:\ts\2024 report data\Q24053102-2E\FCC ABOVE1G 5G\88		
Memo:	Sample Number:S24053102-001 Power Setting:8		

Test Graph

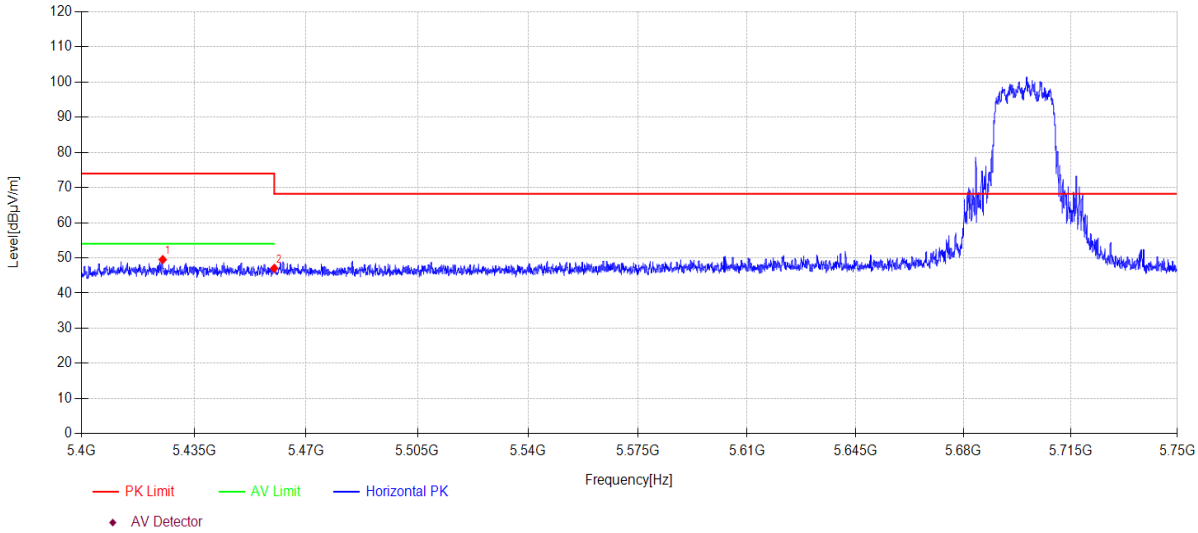

Data List										
N O.	**Freq. [MHz]**	**Reading [dBµV/m]**	**Antenna Factor [dB]**	**Cable loss [dB]**	**AMP [dB]**	**Level [dBµV/m]**	**Limit [dBµV/m]**	**Margin [dB]**	**Detector**	**Polarity**
1	5425.235	11.01	33.05	5.46	0.00	49.52	74.00	24.48	PK	Horizontal
2	5460.000	8.55	33.00	5.48	0.00	47.03	68.20	21.17	PK	Horizontal

Note:
1. Level = Reading + Cable loss + Antenna Factor + AMP
2. If Peak Result complies with AV limit, AV Result is deemed to comply with AV limit.
3. Test setup: RBW: 1 MHz, VBW: 3 MHz, Sweep time: auto.

TR-4-E-009 Radiated Emission Test Result

Test Date:	2024-06-20	**Tested By**:	Genliu
EUT:	Module	**Model Number**:	SKI.WB921AU.1
Test Mode:	AX20 TX 5700MHZ	**Power Supply**:	Battery
Condition:	Temp:21.9°C;Humi:51.0%	**Test Site**:	DDT 3# Chamber
File Path:	d:\ts\2024 report data\Q24053102-2E\FCC ABOVE1G 5G\89		
Memo:	Sample Number:S24053102-001 Power Setting:8		

Test Graph

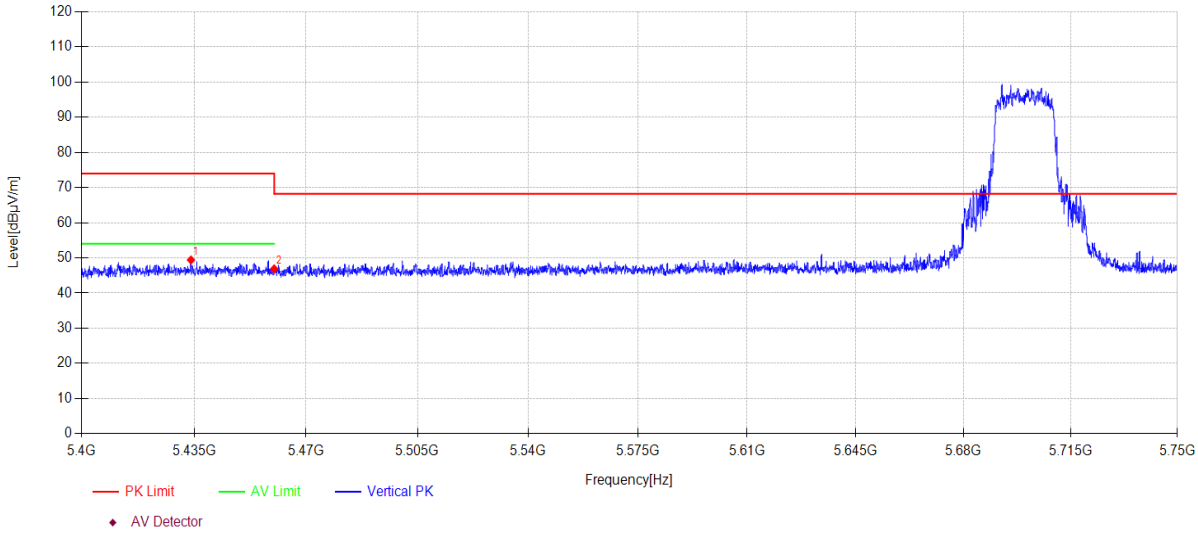

Data List										
N O.	**Freq. [MHz]**	**Reading [dBµV/m]**	**Antenna Factor [dB]**	**Cable loss [dB]**	**AMP [dB]**	**Level [dBµV/m]**	**Limit [dBµV/m]**	**Margin [dB]**	**Detector**	**Polarity**
1	5434.020	10.91	33.03	5.47	0.00	49.41	74.00	24.59	PK	Vertical
2	5460.000	8.40	33.00	5.48	0.00	46.88	68.20	21.32	PK	Vertical

Note:
1. Level = Reading + Cable loss + Antenna Factor + AMP
2. If Peak Result complies with AV limit, AV Result is deemed to comply with AV limit.
3. Test setup: RBW: 1 MHz, VBW: 3 MHz, Sweep time: auto.

TR-4-E-009 Radiated Emission Test Result

Test Date:	2024-06-24	**Tested By**:	Genliu
EUT:	Module	**Model Number**:	SKI.WB921AU.1
Test Mode:	N40 TX 5510MHZ	**Power Supply**:	Battery
Condition:	Temp:21.9°C;Humi:51.0%	**Test Site**:	DDT 3# Chamber
File Path:	d:\ts\2024 report data\Q24053102-2E\FCC ABOVE 1G\39		
Memo:	Sample Number:S24053102 Power Setting:8		

Test Graph

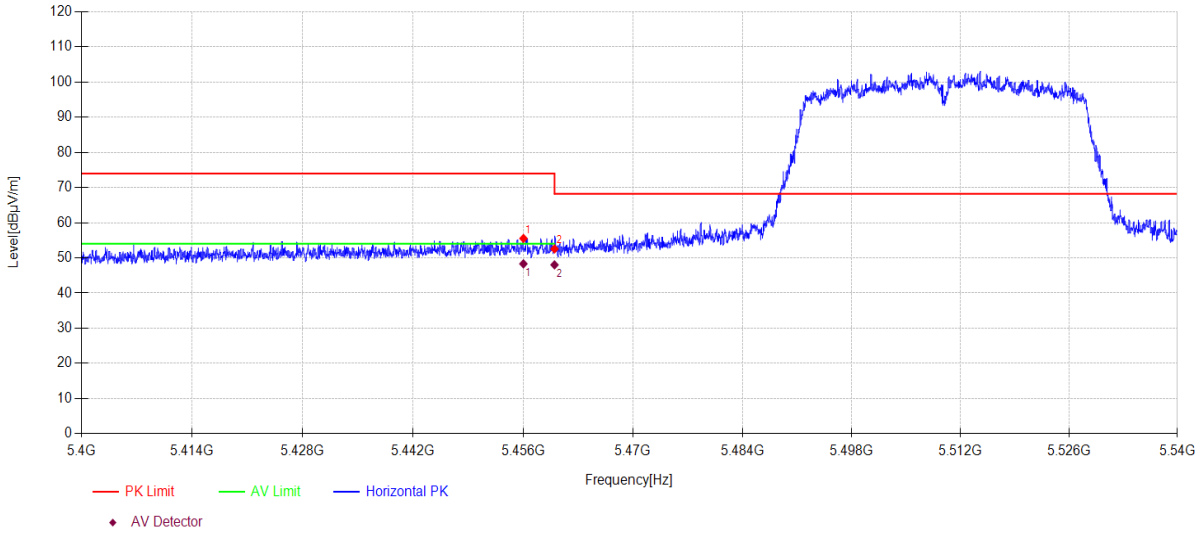

Data List										
N O.	**Freq. [MHz]**	**Reading [dBµV/m]**	**Antenna Factor [dB]**	**Cable loss [dB]**	**AMP [dB]**	**Level [dBµV/m]**	**Limit [dBµV/m]**	**Margin [dB]**	**Detector**	**Polarity**
1	5456.042	17.05	33.00	5.48	0.00	55.53	74.00	18.47	PK	Horizontal
2	5460.000	14.07	33.00	5.48	0.00	52.55	68.20	15.65	PK	Horizontal

Data List										
N O.	**Freq. [MHz]**	**Reading [dBµV/m]**	**Antenna Factor [dB]**	**Cable loss [dB]**	**AMP [dB]**	**Level [dBµV/m]**	**Limit [dBµV/m]**	**Margin [dB]**	**Detector**	**Polarity**
1	5456.042	9.84	33.00	5.48	0.00	48.32	54.0	5.68	AV	Horizontal
2	5460.000	9.54	33.00	5.48	0.00	48.02	54.0	5.98	AV	Horizontal

Note:
1. Level = Reading + Cable loss + Antenna Factor + AMP
2. If Peak Result complies with AV limit, AV Result is deemed to comply with AV limit.
3. Test setup: RBW: 1 MHz, VBW: 3 MHz, Sweep time: auto.

TR-4-E-009 Radiated Emission Test Result

Test Date:	2024-06-24	**Tested By**:	Genliu
EUT:	Module	**Model Number**:	SKI.WB921AU.1
Test Mode:	N40 TX 5510MHZ	**Power Supply**:	Battery
Condition:	Temp:21.9°C;Humi:51.0%	**Test Site**:	DDT 3# Chamber
File Path:	d:\ts\2024 report data\Q24053102-2E\FCC ABOVE 1G\40		
Memo:	Sample Number:S24053102 Power Setting:8		

Test Graph

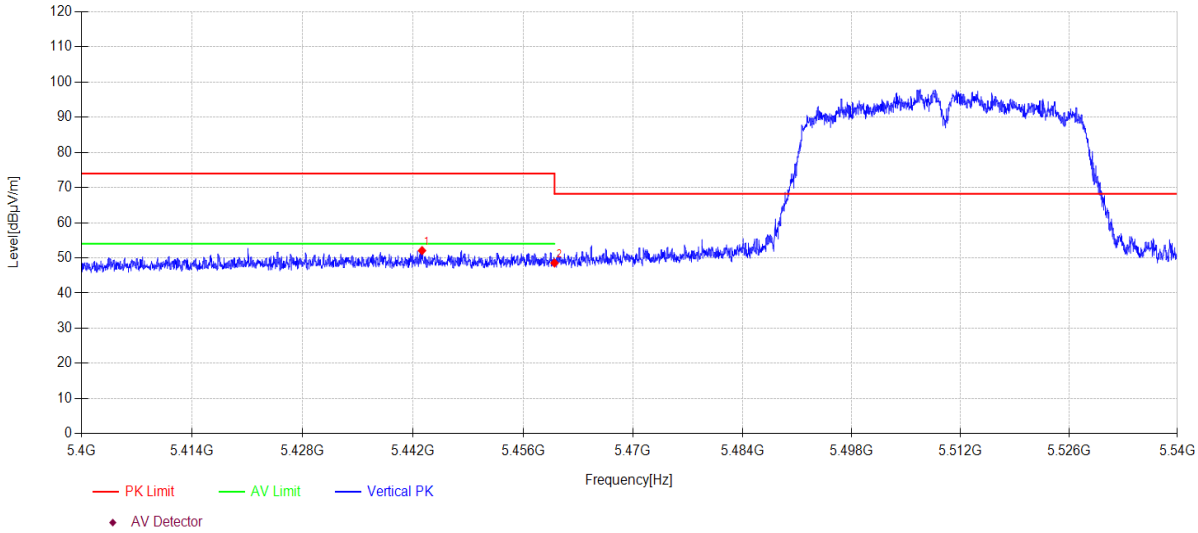

Data List										
N O.	**Freq. [MHz]**	**Reading [dBµV/m]**	**Antenna Factor [dB]**	**Cable loss [dB]**	**AMP [dB]**	**Level [dBµV/m]**	**Limit [dBµV/m]**	**Margin [dB]**	**Detector**	**Polarity**
1	5443.134	13.60	33.01	5.47	0.00	52.08	74.00	21.92	PK	Vertical
2	5460.000	10.08	33.00	5.48	0.00	48.56	68.20	19.64	PK	Vertical

Note:
1. Level = Reading + Cable loss + Antenna Factor + AMP
2. If Peak Result complies with AV limit, AV Result is deemed to comply with AV limit.
3. Test setup: RBW: 1 MHz, VBW: 3 MHz, Sweep time: auto.

TR-4-E-009 Radiated Emission Test Result

Test Date:	2024-06-24	**Tested By**:	Genliu
EUT:	Module	**Model Number**:	SKI.WB921AU.1
Test Mode:	N40 TX 5670MHZ	**Power Supply**:	Battery
Condition:	Temp:21.9°C;Humi:51.0%	**Test Site**:	DDT 3# Chamber
File Path:	d:\ts\2024 report data\Q24053102-2E\FCC ABOVE 1G\41		
Memo:	Sample Number:S24053102 Power Setting:8		

Test Graph

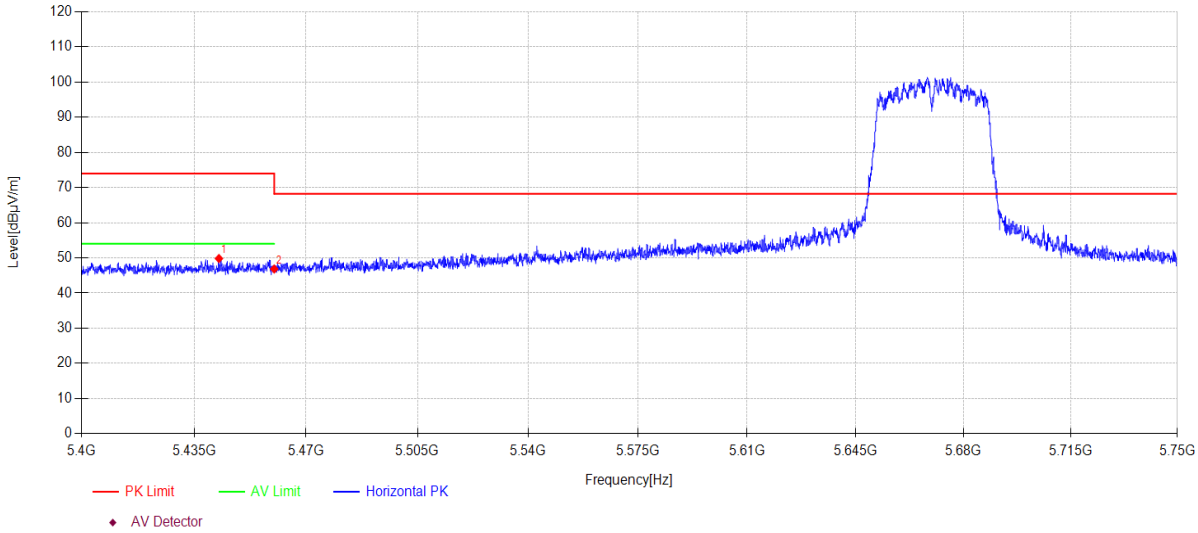

Data List										
N O.	**Freq. [MHz]**	**Reading [dBµV/m]**	**Antenna Factor [dB]**	**Cable loss [dB]**	**AMP [dB]**	**Level [dBµV/m]**	**Limit [dBµV/m]**	**Margin [dB]**	**Detector**	**Polarity**
1	5442.735	11.35	33.01	5.47	0.00	49.83	74.00	24.17	PK	Horizontal
2	5460.000	8.37	33.00	5.48	0.00	46.85	68.20	21.35	PK	Horizontal

Note:
1. Level = Reading + Cable loss + Antenna Factor + AMP
2. If Peak Result complies with AV limit, AV Result is deemed to comply with AV limit.
3. Test setup: RBW: 1 MHz, VBW: 3 MHz, Sweep time: auto.

TR-4-E-009 Radiated Emission Test Result

Test Date:	2024-06-24	**Tested By**:	Genliu
EUT:	Module	**Model Number**:	SKI.WB921AU.1
Test Mode:	N40 TX 5670MHZ	**Power Supply**:	Battery
Condition:	Temp:21.9°C;Humi:51.0%	**Test Site**:	DDT 3# Chamber
File Path:	d:\ts\2024 report data\Q24053102-2E\FCC ABOVE 1G\42		
Memo:	Sample Number:S24053102 Power Setting:8		

Test Graph

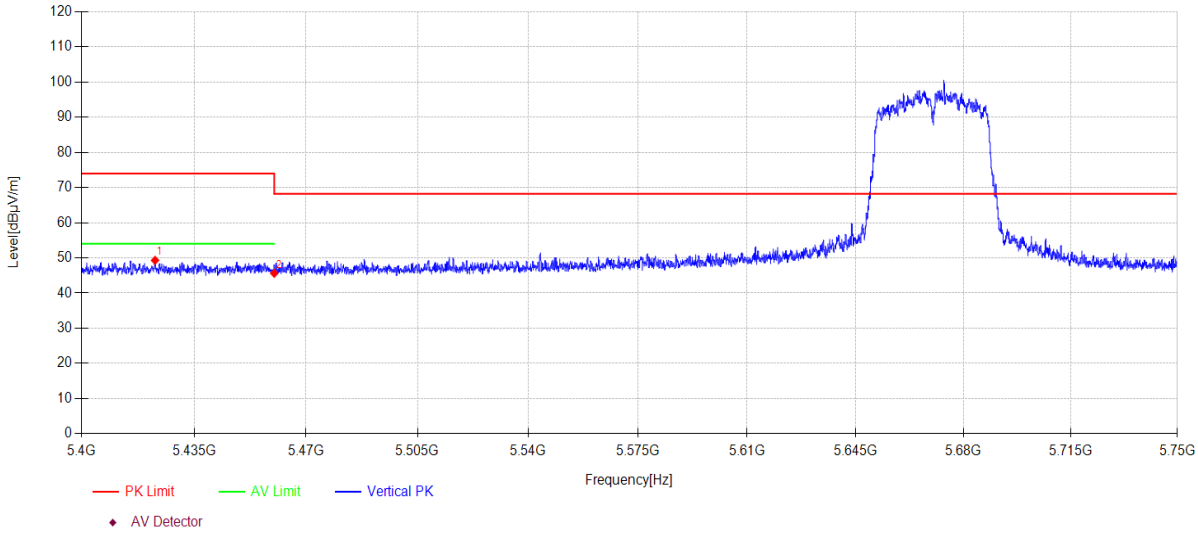

Data List										
NO.	**Freq. [MHz]**	**Reading [dBµV/m]**	**Antenna Factor [dB]**	**Cable loss [dB]**	**AMP [dB]**	**Level [dBµV/m]**	**Limit [dBµV/m]**	**Margin [dB]**	**Detector**	**Polarity**
1	5422.855	10.80	33.05	5.46	0.00	49.31	74.00	24.69	PK	Vertical
2	5460.000	7.14	33.00	5.48	0.00	45.62	68.20	22.58	PK	Vertical

Note:
1. Level = Reading + Cable loss + Antenna Factor + AMP
2. If Peak Result complies with AV limit, AV Result is deemed to comply with AV limit.
3. Test setup: RBW: 1 MHz, VBW: 3 MHz, Sweep time: auto.

TR-4-E-009 Radiated Emission Test Result

Test Date:	2024-06-20	**Tested By**:	Genliu
EUT:	Module	**Model Number**:	SKI.WB921AU.1
Test Mode:	AC40 TX 5510MHZ	**Power Supply**:	Battery
Condition:	Temp:21.9°C;Humi:51.0%	**Test Site**:	DDT 3# Chamber
File Path:	d:\ts\2024 report data\Q24053102-2E\FCC ABOVE1G 5G\78		
Memo:	Sample Number:S24053102-001 Power Setting:8		

Test Graph

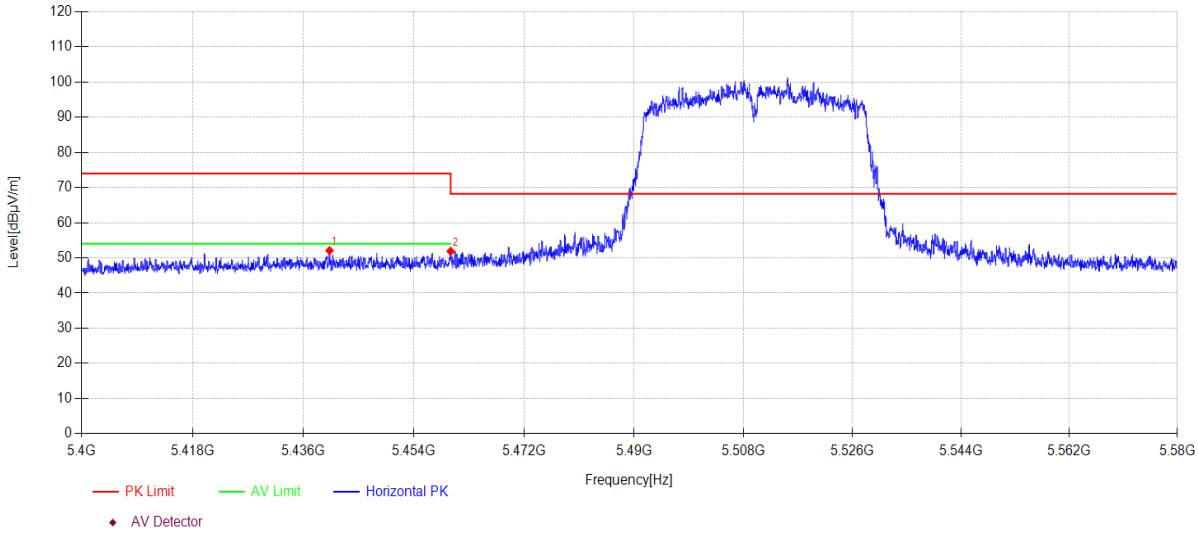

Data List										
NO.	**Freq. [MHz]**	**Reading [dBµV/m]**	**Antenna Factor [dB]**	**Cable loss [dB]**	**AMP [dB]**	**Level [dBµV/m]**	**Limit [dBµV/m]**	**Margin [dB]**	**Detector**	**Polarity**
1	5440.248	13.60	33.02	5.47	0.00	52.09	74.00	21.91	PK	Horizontal
2	5460.000	13.41	33.00	5.48	0.00	51.89	68.20	16.31	PK	Horizontal

Note:
1. Level = Reading + Cable loss + Antenna Factor + AMP
2. If Peak Result complies with AV limit, AV Result is deemed to comply with AV limit.
3. Test setup: RBW: 1 MHz, VBW: 3 MHz, Sweep time: auto.

TR-4-E-009 Radiated Emission Test Result

Test Date:	2024-06-20	**Tested By**:	Genliu
EUT:	Module	**Model Number**:	SKI.WB921AU.1
Test Mode:	AC40 TX 5510MHZ	**Power Supply**:	Battery
Condition:	Temp:21.9°C;Humi:51.0%	**Test Site**:	DDT 3# Chamber
File Path:	d:\ts\2024 report data\Q24053102-2E\FCC ABOVE1G 5G\79		
Memo:	Sample Number:S24053102-001 Power Setting:8		

Test Graph

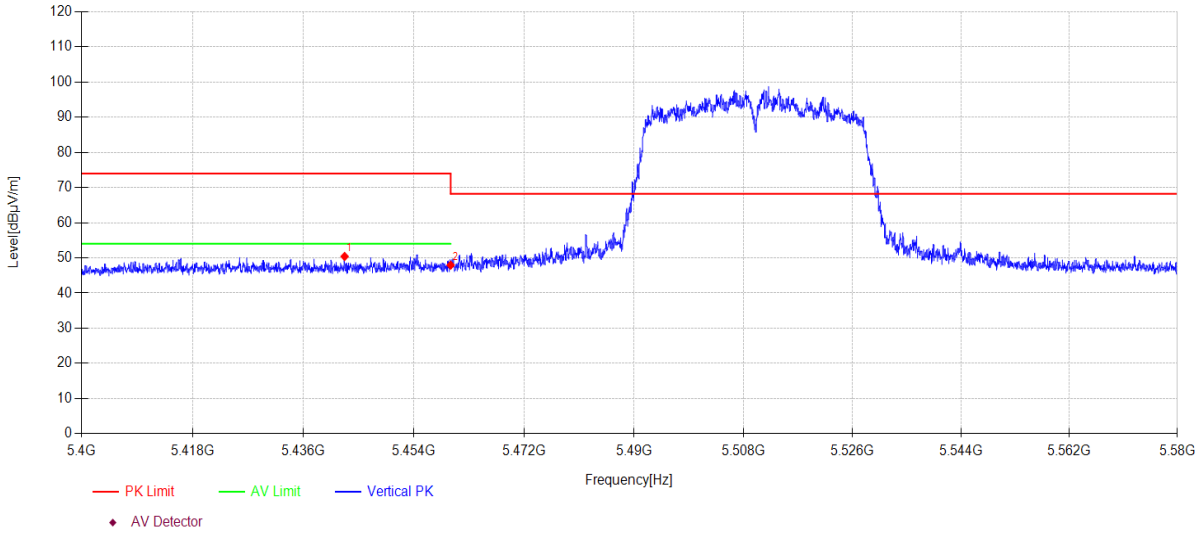

Data List										
NO.	**Freq. [MHz]**	**Reading [dBµV/m]**	**Antenna Factor [dB]**	**Cable loss [dB]**	**AMP [dB]**	**Level [dBµV/m]**	**Limit [dBµV/m]**	**Margin [dB]**	**Detector**	**Polarity**
1	5442.696	11.93	33.01	5.47	0.00	50.41	74.00	23.59	PK	Vertical
2	5460.000	9.46	33.00	5.48	0.00	47.94	68.20	20.26	PK	Vertical

Note:
1. Level = Reading + Cable loss + Antenna Factor + AMP
2. If Peak Result complies with AV limit, AV Result is deemed to comply with AV limit.
3. Test setup: RBW: 1 MHz, VBW: 3 MHz, Sweep time: auto.

TR-4-E-009 Radiated Emission Test Result

Test Date:	2024-06-24	**Tested By**:	Genliu
EUT:	Module	**Model Number**:	SKI.WB921AU.1
Test Mode:	AC40 TX 5670MHZ	**Power Supply**:	Battery
Condition:	Temp:21.9°C;Humi:51.0%	**Test Site**:	DDT 3# Chamber
File Path:	d:\ts\2024 report data\Q24053102-2E\FCC ABOVE 1G\43		
Memo:	Sample Number:S24053102 Power Setting:8		

Test Graph

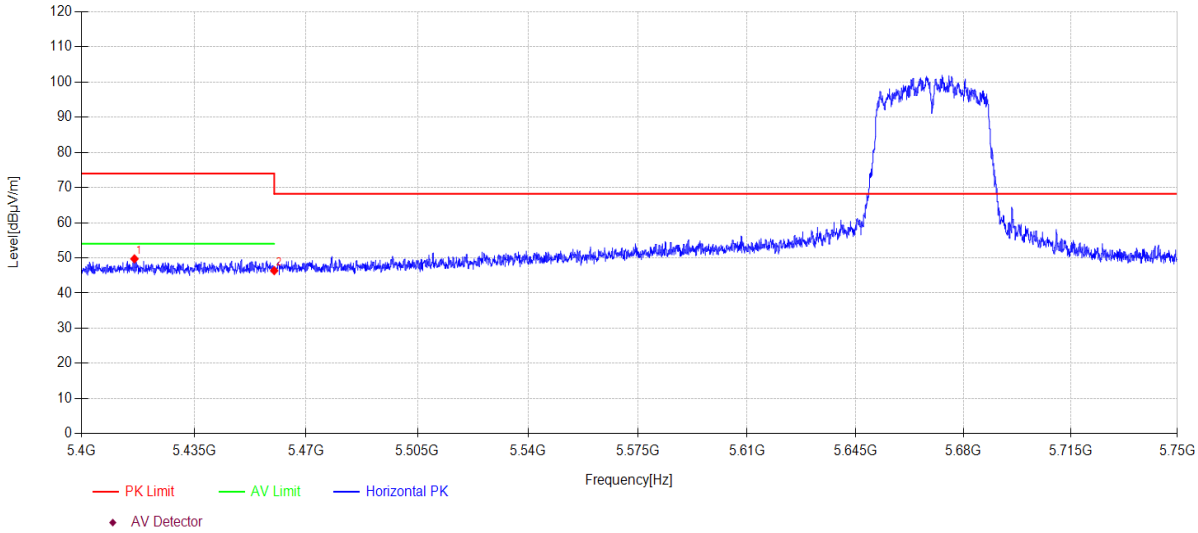

Data List										
N O.	**Freq. [MHz]**	**Reading [dBµV/m]**	**Antenna Factor [dB]**	**Cable loss [dB]**	**AMP [dB]**	**Level [dBµV/m]**	**Limit [dBµV/m]**	**Margin [dB]**	**Detector**	**Polarity**
1	5416.450	11.21	33.07	5.45	0.00	49.73	74.00	24.27	PK	Horizontal
2	5460.000	7.90	33.00	5.48	0.00	46.38	68.20	21.82	PK	Horizontal

Note:
1. Level = Reading + Cable loss + Antenna Factor + AMP
2. If Peak Result complies with AV limit, AV Result is deemed to comply with AV limit.
3. Test setup: RBW: 1 MHz, VBW: 3 MHz, Sweep time: auto.

TR-4-E-009 Radiated Emission Test Result

Test Date:	2024-06-24	**Tested By**:	Genliu
EUT:	Module	**Model Number**:	SKI.WB921AU.1
Test Mode:	AC40 TX 5670MHZ	**Power Supply**:	Battery
Condition:	Temp:21.9°C;Humi:51.0%	**Test Site**:	DDT 3# Chamber
File Path:	d:\ts\2024 report data\Q24053102-2E\FCC ABOVE 1G\44		
Memo:	Sample Number:S24053102 Power Setting:8		

Test Graph

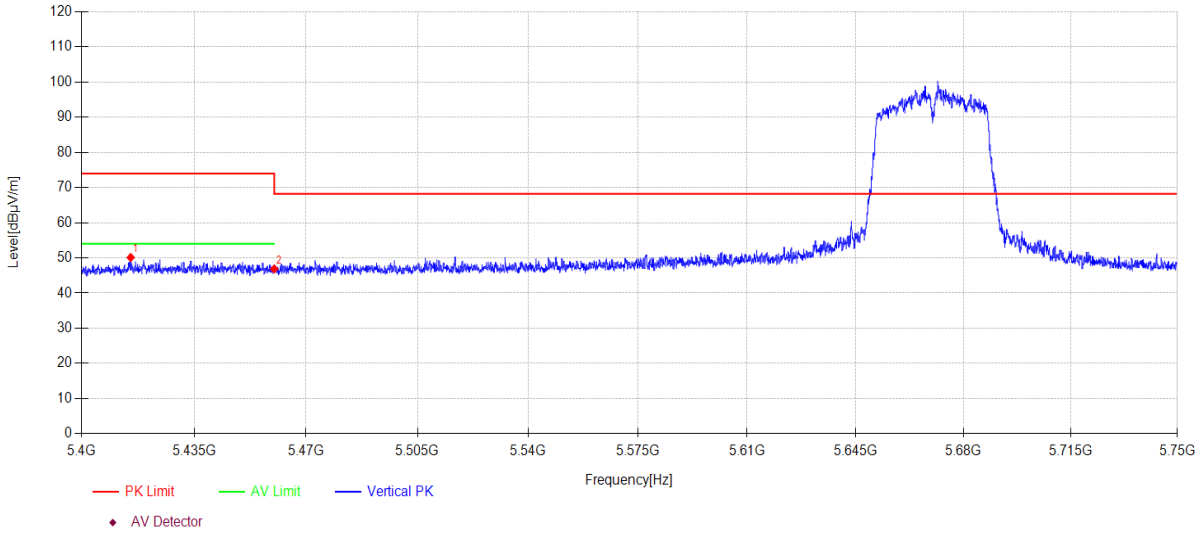

Data List										
NO.	**Freq. [MHz]**	**Reading [dBµV/m]**	**Antenna Factor [dB]**	**Cable loss [dB]**	**AMP [dB]**	**Level [dBµV/m]**	**Limit [dBµV/m]**	**Margin [dB]**	**Detector**	**Polarity**
1	5415.295	11.60	33.07	5.45	0.00	50.12	74.00	23.88	PK	Vertical
2	5460.000	8.39	33.00	5.48	0.00	46.87	68.20	21.33	PK	Vertical

Note:
1. Level = Reading + Cable loss + Antenna Factor + AMP
2. If Peak Result complies with AV limit, AV Result is deemed to comply with AV limit.
3. Test setup: RBW: 1 MHz, VBW: 3 MHz, Sweep time: auto.

TR-4-E-009 Radiated Emission Test Result

Test Date:	2024-06-20	**Tested By**:	Genliu
EUT:	Module	**Model Number**:	SKI.WB921AU.1
Test Mode:	AX40 TX 5510MHZ	**Power Supply**:	Battery
Condition:	Temp:21.9°C;Humi:51.0%	**Test Site**:	DDT 3# Chamber
File Path:	d:\ts\2024 report data\Q24053102-2E\FCC ABOVE1G 5G\76		
Memo:	Sample Number:S24053102-001 Power Setting:8		

Test Graph

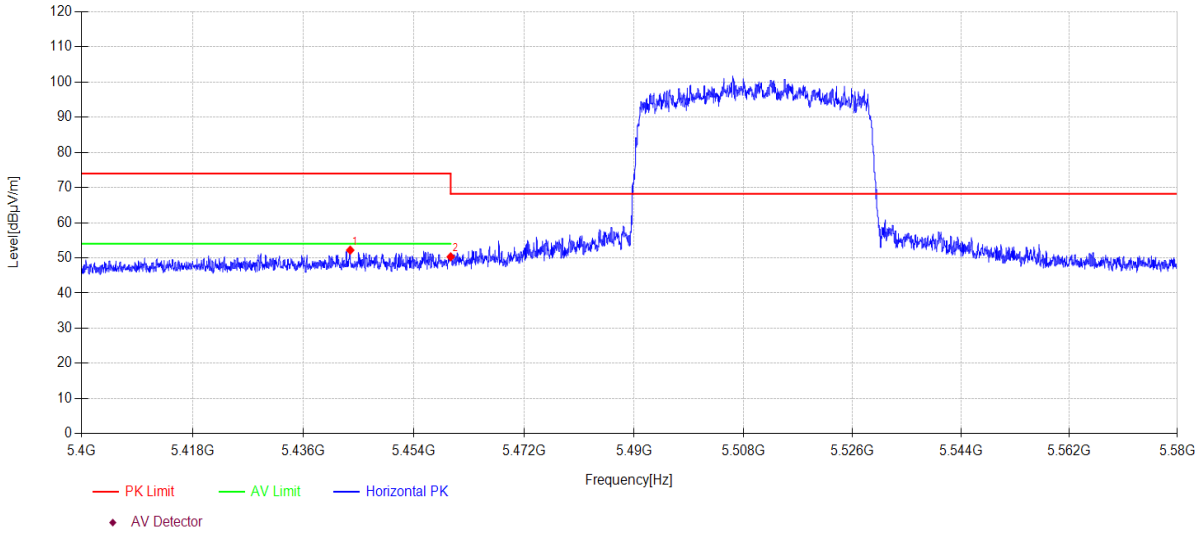

Data List										
NO.	**Freq. [MHz]**	**Reading [dBµV/m]**	**Antenna Factor [dB]**	**Cable loss [dB]**	**AMP [dB]**	**Level [dBµV/m]**	**Limit [dBµV/m]**	**Margin [dB]**	**Detector**	**Polarity**
1	5443.614	13.72	33.01	5.47	0.00	52.20	74.00	21.80	PK	Horizontal
2	5460.000	11.83	33.00	5.48	0.00	50.31	68.20	17.89	PK	Horizontal

Note:
1. Level = Reading + Cable loss + Antenna Factor + AMP
2. If Peak Result complies with AV limit, AV Result is deemed to comply with AV limit.
3. Test setup: RBW: 1 MHz, VBW: 3 MHz, Sweep time: auto.

TR-4-E-009 Radiated Emission Test Result

Test Date:	2024-06-20	**Tested By**:	Genliu
EUT:	Module	**Model Number**:	SKI.WB921AU.1
Test Mode:	AX40 TX 5510MHZ	**Power Supply**:	Battery
Condition:	Temp:21.9°C;Humi:51.0%	**Test Site**:	DDT 3# Chamber
File Path:	d:\ts\2024 report data\Q24053102-2E\FCC ABOVE1G 5G\77		
Memo:	Sample Number:S24053102-001 Power Setting:8		

Test Graph

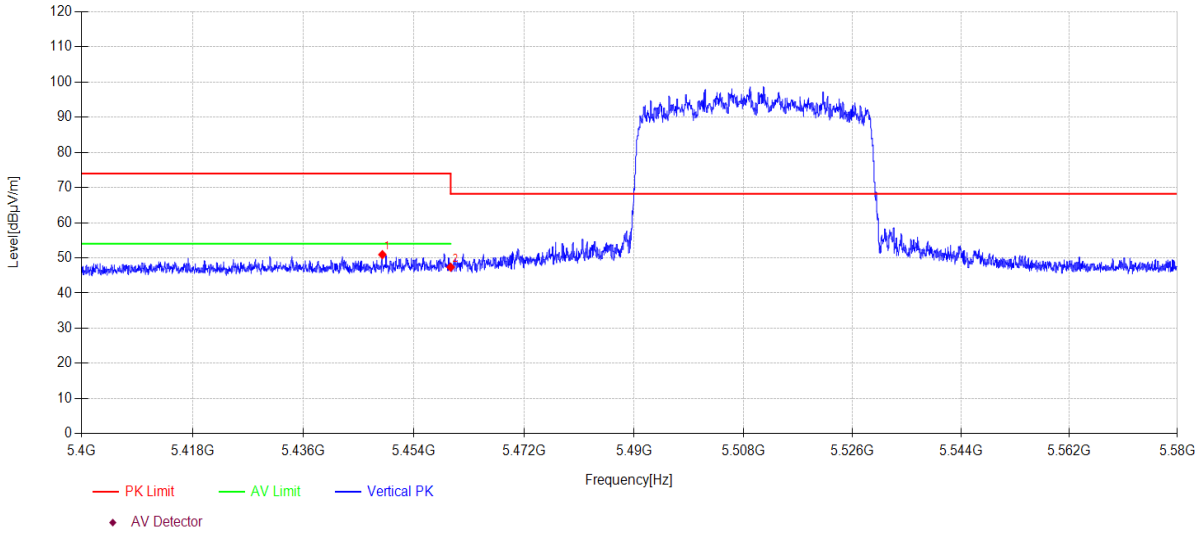

Data List										
N O.	**Freq. [MHz]**	**Reading [dBµV/m]**	**Antenna Factor [dB]**	**Cable loss [dB]**	**AMP [dB]**	**Level [dBµV/m]**	**Limit [dBµV/m]**	**Margin [dB]**	**Detector**	**Polarity**
1	5448.852	12.45	33.00	5.48	0.00	50.93	74.00	23.07	PK	Vertical
2	5460.000	8.89	33.00	5.48	0.00	47.37	68.20	20.83	PK	Vertical

Note:
1. Level = Reading + Cable loss + Antenna Factor + AMP
2. If Peak Result complies with AV limit, AV Result is deemed to comply with AV limit.
3. Test setup: RBW: 1 MHz, VBW: 3 MHz, Sweep time: auto.

TR-4-E-009 Radiated Emission Test Result

Test Date:	2024-06-24	**Tested By**:	Genliu
EUT:	Module	**Model Number**:	SKI.WB921AU.1
Test Mode:	AX40 TX 5670MHZ	**Power Supply**:	Battery
Condition:	Temp:21.9°C;Humi:51.0%	**Test Site**:	DDT 3# Chamber
File Path:	d:\ts\2024 report data\Q24053102-2E\FCC ABOVE 1G\45		
Memo:	Sample Number:S24053102 Power Setting:8		

Test Graph

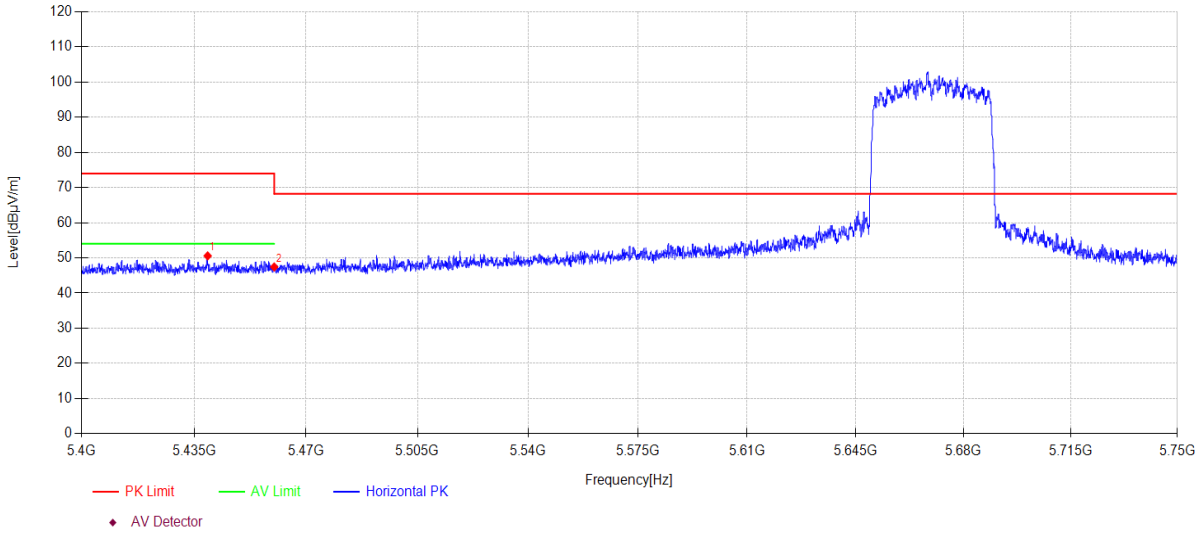

Data List										
N O.	**Freq. [MHz]**	**Reading [dBµV/m]**	**Antenna Factor [dB]**	**Cable loss [dB]**	**AMP [dB]**	**Level [dBµV/m]**	**Limit [dBµV/m]**	**Margin [dB]**	**Detector**	**Polarity**
1	5439.235	12.08	33.02	5.47	0.00	50.57	74.00	23.43	PK	Horizontal
2	5460.000	8.94	33.00	5.48	0.00	47.42	68.20	20.78	PK	Horizontal

Note:
1. Level = Reading + Cable loss + Antenna Factor + AMP
2. If Peak Result complies with AV limit, AV Result is deemed to comply with AV limit.
3. Test setup: RBW: 1 MHz, VBW: 3 MHz, Sweep time: auto.

TR-4-E-009 Radiated Emission Test Result

Test Date:	2024-06-24	**Tested By**:	Genliu
EUT:	Module	**Model Number**:	SKI.WB921AU.1
Test Mode:	AX40 TX 5670MHZ	**Power Supply**:	Battery
Condition:	Temp:21.9°C;Humi:51.0%	**Test Site**:	DDT 3# Chamber
File Path:	d:\ts\2024 report data\Q24053102-2E\FCC ABOVE 1G\46		
Memo:	Sample Number:S24053102 Power Setting:8		

Test Graph

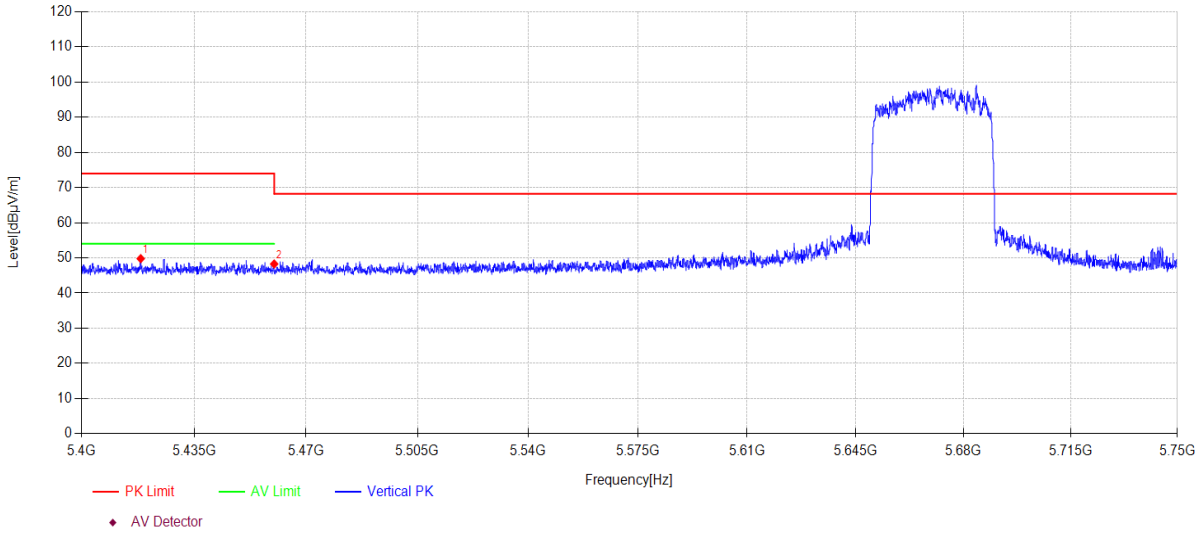

Data List										
N O.	**Freq. [MHz]**	**Reading [dBµV/m]**	**Antenna Factor [dB]**	**Cable loss [dB]**	**AMP [dB]**	**Level [dBµV/m]**	**Limit [dBµV/m]**	**Margin [dB]**	**Detector**	**Polarity**
1	5418.410	11.27	33.06	5.46	0.00	49.79	74.00	24.21	PK	Vertical
2	5460.000	9.79	33.00	5.48	0.00	48.27	68.20	19.93	PK	Vertical

Note:
1. Level = Reading + Cable loss + Antenna Factor + AMP
2. If Peak Result complies with AV limit, AV Result is deemed to comply with AV limit.
3. Test setup: RBW: 1 MHz, VBW: 3 MHz, Sweep time: auto.

TR-4-E-009 Radiated Emission Test Result

Test Date:	2024-06-20	**Tested By**:	Genliu
EUT:	Module	**Model Number**:	SKI.WB921AU.1
Test Mode:	AC80 TX 5530MHZ	**Power Supply**:	Battery
Condition:	Temp:21.9°C;Humi:51.0%	**Test Site**:	DDT 3# Chamber
File Path:	d:\ts\2024 report data\Q24053102-2E\FCC ABOVE1G 5G\66		
Memo:	Sample Number:S24053102-001 Power Setting:8		

Test Graph

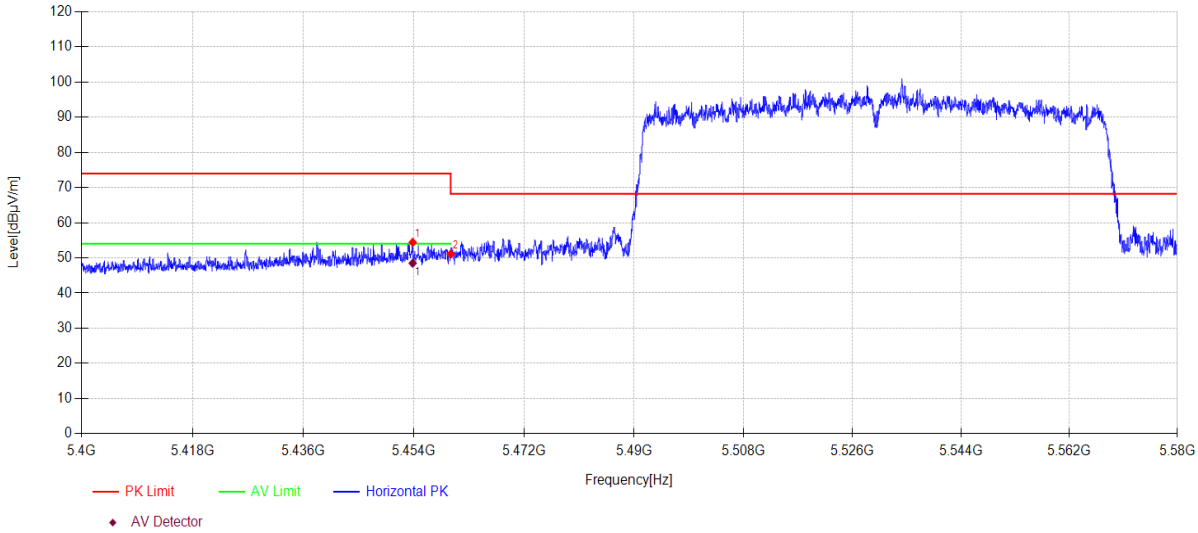

Data List										
NO.	**Freq. [MHz]**	**Reading [dBµV/m]**	**Antenna Factor [dB]**	**Cable loss [dB]**	**AMP [dB]**	**Level [dBµV/m]**	**Limit [dBµV/m]**	**Margin [dB]**	**Detector**	**Polarity**
1	5453.802	15.94	33.00	5.48	0.00	54.42	74.00	19.58	PK	Horizontal
2	5460.000	12.64	33.00	5.48	0.00	51.12	68.20	17.08	PK	Horizontal

Data List										
NO.	**Freq. [MHz]**	**Reading [dBµV/m]**	**Antenna Factor [dB]**	**Cable loss [dB]**	**AMP [dB]**	**Level [dBµV/m]**	**Limit [dBµV/m]**	**Margin [dB]**	**Detector**	**Polarity**
1	5453.802	10.01	33.00	5.48	0.00	48.49	54.0	5.51	AV	Horizontal

Note:
1. Level = Reading + Cable loss + Antenna Factor + AMP
2. If Peak Result complies with AV limit, AV Result is deemed to comply with AV limit.
3. Test setup: RBW: 1 MHz, VBW: 3 MHz, Sweep time: auto.

TR-4-E-009 Radiated Emission Test Result

Test Date:	2024-06-20	**Tested By**:	Genliu
EUT:	Module	**Model Number**:	SKI.WB921AU.1
Test Mode:	AC80 TX 5530MHZ	**Power Supply**:	Battery
Condition:	Temp:21.9°C;Humi:51.0%	**Test Site**:	DDT 3# Chamber
File Path:	d:\ts\2024 report data\Q24053102-2E\FCC ABOVE1G 5G\67		
Memo:	Sample Number:S24053102-001 Power Setting:8		

Test Graph

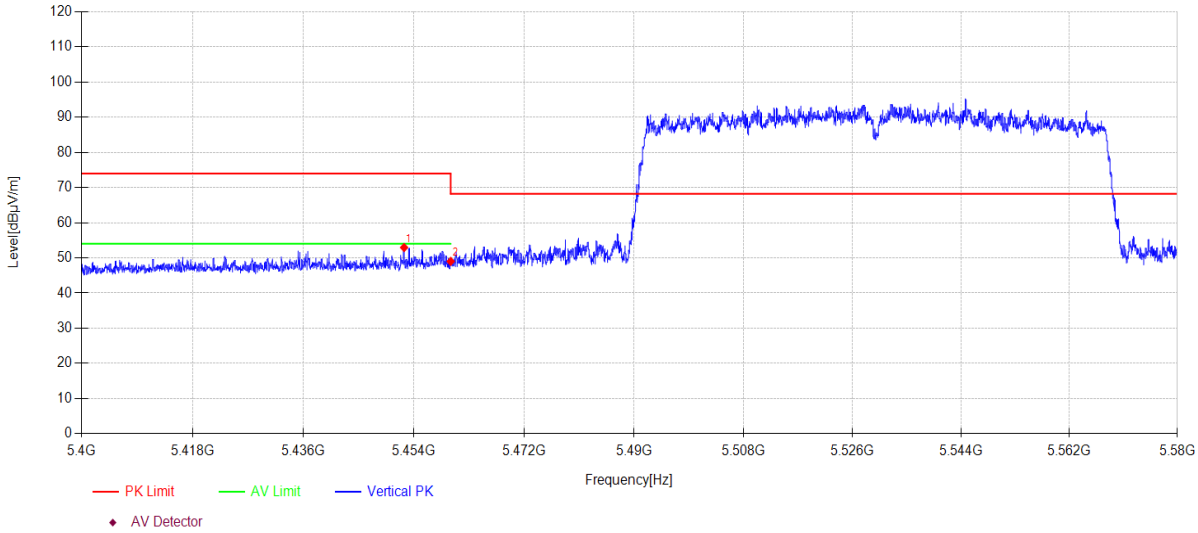

Data List										
NO.	**Freq. [MHz]**	**Reading [dBµV/m]**	**Antenna Factor [dB]**	**Cable loss [dB]**	**AMP [dB]**	**Level [dBµV/m]**	**Limit [dBµV/m]**	**Margin [dB]**	**Detector**	**Polarity**
1	5452.398	14.47	33.00	5.48	0.00	52.95	74.00	21.05	PK	Vertical
2	5460.000	10.53	33.00	5.48	0.00	49.01	68.20	19.19	PK	Vertical

Note:
1. Level = Reading + Cable loss + Antenna Factor + AMP
2. If Peak Result complies with AV limit, AV Result is deemed to comply with AV limit.
3. Test setup: RBW: 1 MHz, VBW: 3 MHz, Sweep time: auto.

TR-4-E-009 Radiated Emission Test Result

Test Date:	2024-06-20	**Tested By**:	Genliu
EUT:	Module	**Model Number**:	SKI.WB921AU.1
Test Mode:	AC80 TX 5610MHZ	**Power Supply**:	Battery
Condition:	Temp:21.9°C;Humi:51.0%	**Test Site**:	DDT 3# Chamber
File Path:	d:\ts\2024 report data\Q24053102-2E\FCC ABOVE1G 5G\68		
Memo:	Sample Number:S24053102-001 Power Setting:8		

Test Graph

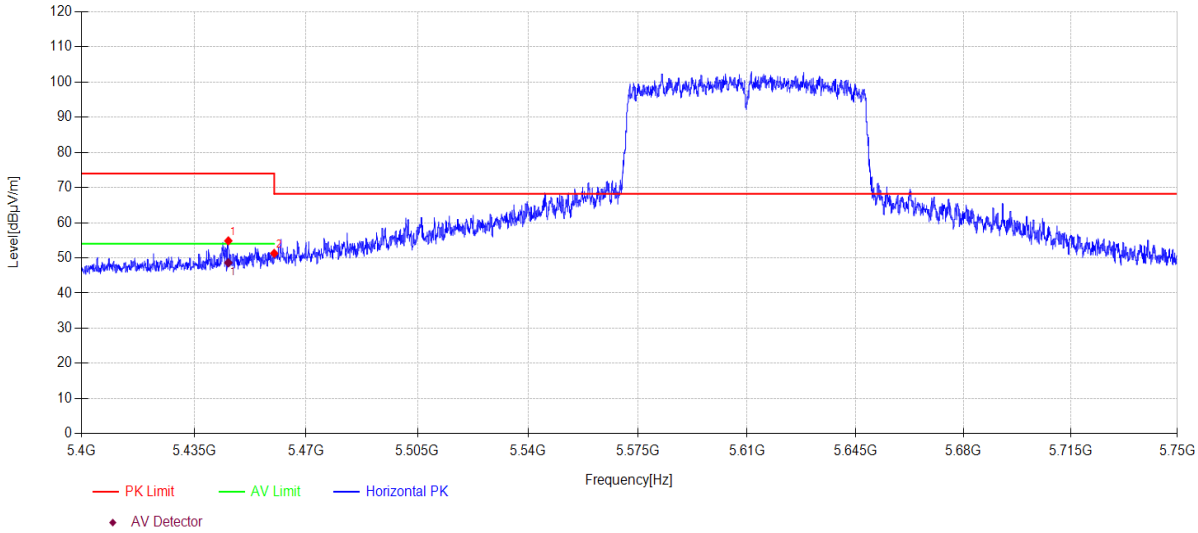

Data List										
NO.	**Freq. [MHz]**	**Reading [dBµV/m]**	**Antenna Factor [dB]**	**Cable loss [dB]**	**AMP [dB]**	**Level [dBµV/m]**	**Limit [dBµV/m]**	**Margin [dB]**	**Detector**	**Polarity**
1	5445.675	16.37	33.01	5.47	0.00	54.85	74.00	19.15	PK	Horizontal
2	5460.000	12.81	33.00	5.48	0.00	51.29	68.20	16.91	PK	Horizontal

Data List										
NO.	**Freq. [MHz]**	**Reading [dBµV/m]**	**Antenna Factor [dB]**	**Cable loss [dB]**	**AMP [dB]**	**Level [dBµV/m]**	**Limit [dBµV/m]**	**Margin [dB]**	**Detector**	**Polarity**
1	5445.675	10.14	33.01	5.47	0.00	48.62	54.0	5.38	AV	Horizontal

Note:
1. Level = Reading + Cable loss + Antenna Factor + AMP
2. If Peak Result complies with AV limit, AV Result is deemed to comply with AV limit.
3. Test setup: RBW: 1 MHz, VBW: 3 MHz, Sweep time: auto.

TR-4-E-009 Radiated Emission Test Result

Test Date:	2024-06-20	**Tested By**:	Genliu
EUT:	Module	**Model Number**:	SKI.WB921AU.1
Test Mode:	AC80 TX 5610MHZ	**Power Supply**:	Battery
Condition:	Temp:21.9°C;Humi:51.0%	**Test Site**:	DDT 3# Chamber
File Path:	d:\ts\2024 report data\Q24053102-2E\FCC ABOVE1G 5G\69		
Memo:	Sample Number:S24053102-001 Power Setting:8		

Test Graph

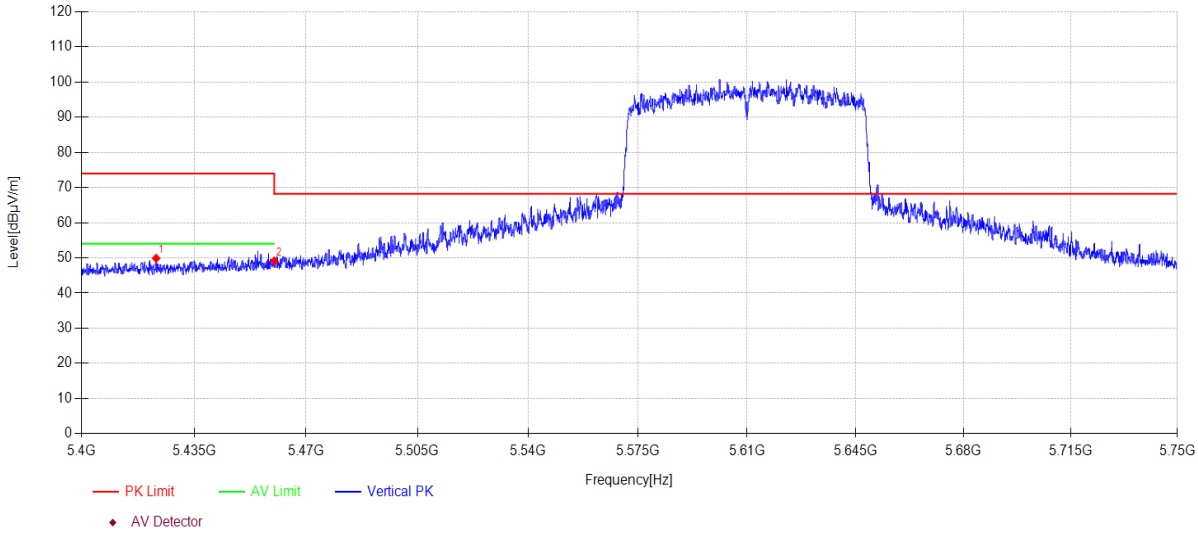

Data List										
N O.	**Freq. [MHz]**	**Reading [dBµV/m]**	**Antenna Factor [dB]**	**Cable loss [dB]**	**AMP [dB]**	**Level [dBµV/m]**	**Limit [dBµV/m]**	**Margin [dB]**	**Detector**	**Polarity**
1	5423.205	11.38	33.05	5.46	0.00	49.89	74.00	24.11	PK	Vertical
2	5460.000	10.62	33.00	5.48	0.00	49.10	68.20	19.10	PK	Vertical

Note:
1. Level = Reading + Cable loss + Antenna Factor + AMP
2. If Peak Result complies with AV limit, AV Result is deemed to comply with AV limit.
3. Test setup: RBW: 1 MHz, VBW: 3 MHz, Sweep time: auto.

TR-4-E-009 Radiated Emission Test Result

Test Date:	2024-06-20	**Tested By**:	Genliu
EUT:	Module	**Model Number**:	SKI.WB921AU.1
Test Mode:	AX80 TX 5530MHZ	**Power Supply**:	Battery
Condition:	Temp:21.9°C;Humi:51.0%	**Test Site**:	DDT 3# Chamber
File Path:	d:\ts\2024 report data\Q24053102-2E\FCC ABOVE1G 5G\72		
Memo:	Sample Number:S24053102-001 Power Setting:8		

Test Graph

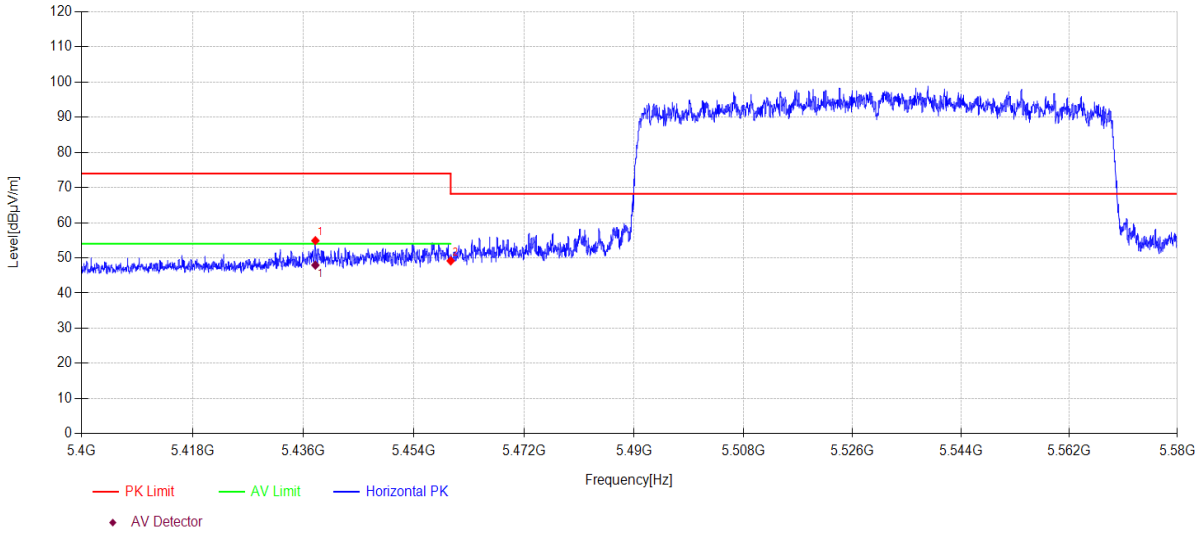

Data List										
N O.	**Freq. [MHz]**	**Reading [dBµV/m]**	**Antenna Factor [dB]**	**Cable loss [dB]**	**AMP [dB]**	**Level [dBµV/m]**	**Limit [dBµV/m]**	**Margin [dB]**	**Detector**	**Polarity**
1	5437.944	16.41	33.02	5.47	0.00	54.90	74.00	19.10	PK	Horizontal
2	5460.000	10.68	33.00	5.48	0.00	49.16	68.20	19.04	PK	Horizontal

Data List										
N O.	**Freq. [MHz]**	**Reading [dBµV/m]**	**Antenna Factor [dB]**	**Cable loss [dB]**	**AMP [dB]**	**Level [dBµV/m]**	**Limit [dBµV/m]**	**Margin [dB]**	**Detector**	**Polarity**
1	5437.944	9.45	33.02	5.47	0.00	47.94	54.0	6.06	AV	Horizontal

Note:
1. Level = Reading + Cable loss + Antenna Factor + AMP
2. If Peak Result complies with AV limit, AV Result is deemed to comply with AV limit.
3. Test setup: RBW: 1 MHz, VBW: 3 MHz, Sweep time: auto.

TR-4-E-009 Radiated Emission Test Result

Test Date:	2024-06-20	**Tested By**:	Genliu
EUT:	Module	**Model Number**:	SKI.WB921AU.1
Test Mode:	AX80 TX 5530MHZ	**Power Supply**:	Battery
Condition:	Temp:21.9°C;Humi:51.0%	**Test Site**:	DDT 3# Chamber
File Path:	d:\ts\2024 report data\Q24053102-2E\FCC ABOVE1G 5G\73		
Memo:	Sample Number:S24053102-001 Power Setting:8		

Test Graph

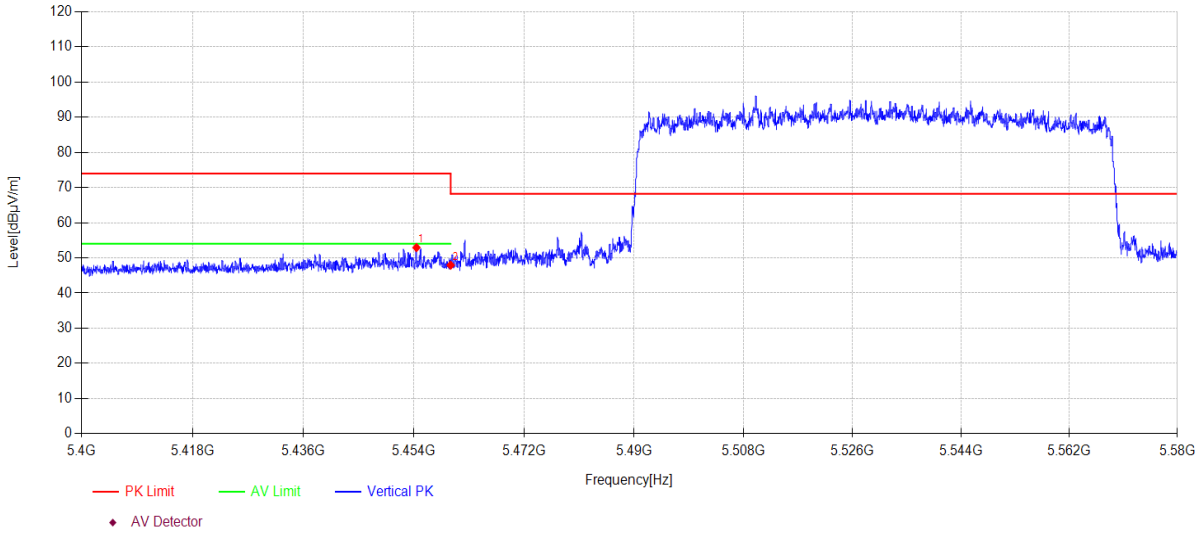

Data List										
N O.	**Freq. [MHz]**	**Reading [dBµV/m]**	**Antenna Factor [dB]**	**Cable loss [dB]**	**AMP [dB]**	**Level [dBµV/m]**	**Limit [dBµV/m]**	**Margin [dB]**	**Detector**	**Polarity**
1	5454.414	14.45	33.00	5.48	0.00	52.93	74.00	21.07	PK	Vertical
2	5460.000	9.46	33.00	5.48	0.00	47.94	68.20	20.26	PK	Vertical

Note:
1. Level = Reading + Cable loss + Antenna Factor + AMP
2. If Peak Result complies with AV limit, AV Result is deemed to comply with AV limit.
3. Test setup: RBW: 1 MHz, VBW: 3 MHz, Sweep time: auto.

TR-4-E-009 Radiated Emission Test Result

Test Date:	2024-06-20	**Tested By**:	Genliu
EUT:	Module	**Model Number**:	SKI.WB921AU.1
Test Mode:	AX80 TX 5610MHZ	**Power Supply**:	Battery
Condition:	Temp:21.9°C;Humi:51.0%	**Test Site**:	DDT 3# Chamber
File Path:	d:\ts\2024 report data\Q24053102-2E\FCC ABOVE1G 5G\70		
Memo:	Sample Number:S24053102-001 Power Setting:8		

Test Graph

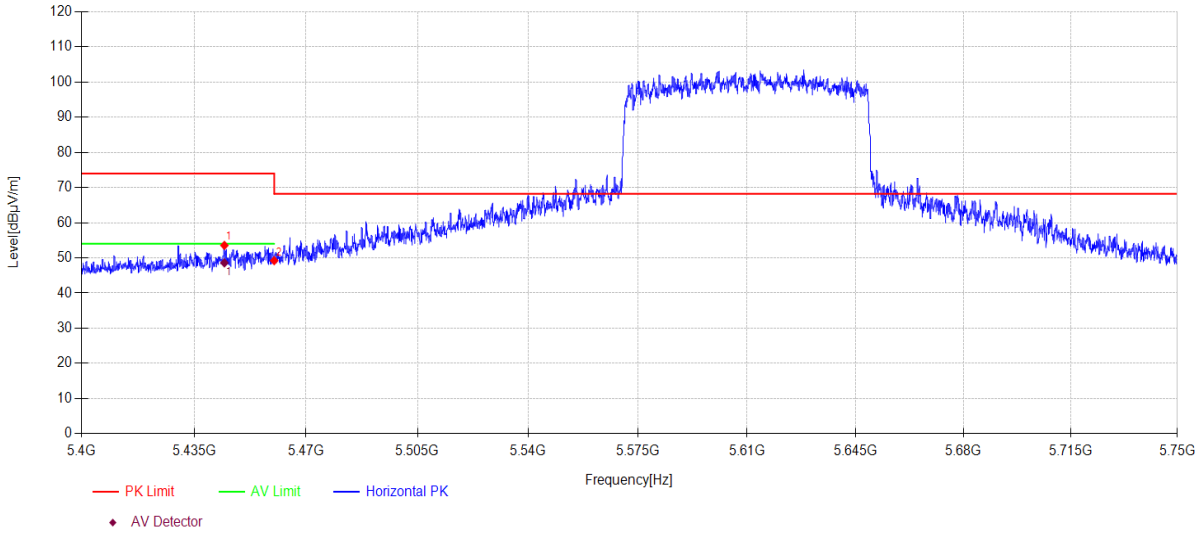

Data List										
NO.	**Freq. [MHz]**	**Reading [dBµV/m]**	**Antenna Factor [dB]**	**Cable loss [dB]**	**AMP [dB]**	**Level [dBµV/m]**	**Limit [dBµV/m]**	**Margin [dB]**	**Detector**	**Polarity**
1	5444.450	15.08	33.01	5.47	0.00	53.56	74.00	20.44	PK	Horizontal
2	5460.000	10.74	33.00	5.48	0.00	49.22	68.20	18.98	PK	Horizontal

Data List										
NO.	**Freq. [MHz]**	**Reading [dBµV/m]**	**Antenna Factor [dB]**	**Cable loss [dB]**	**AMP [dB]**	**Level [dBµV/m]**	**Limit [dBµV/m]**	**Margin [dB]**	**Detector**	**Polarity**
1	5444.450	10.11	33.01	5.47	0.00	48.59	54.0	5.41	AV	Horizontal

Note:
1. Level = Reading + Cable loss + Antenna Factor + AMP
2. If Peak Result complies with AV limit, AV Result is deemed to comply with AV limit.
3. Test setup: RBW: 1 MHz, VBW: 3 MHz, Sweep time: auto.

TR-4-E-009 Radiated Emission Test Result

Test Date:	2024-06-20	**Tested By**:	Genliu
EUT:	Module	**Model Number**:	SKI.WB921AU.1
Test Mode:	AX80 TX 5610MHZ	**Power Supply**:	Battery
Condition:	Temp:21.9°C;Humi:51.0%	**Test Site**:	DDT 3# Chamber
File Path:	d:\ts\2024 report data\Q24053102-2E\FCC ABOVE1G 5G\71		
Memo:	Sample Number:S24053102-001 Power Setting:8		

Test Graph

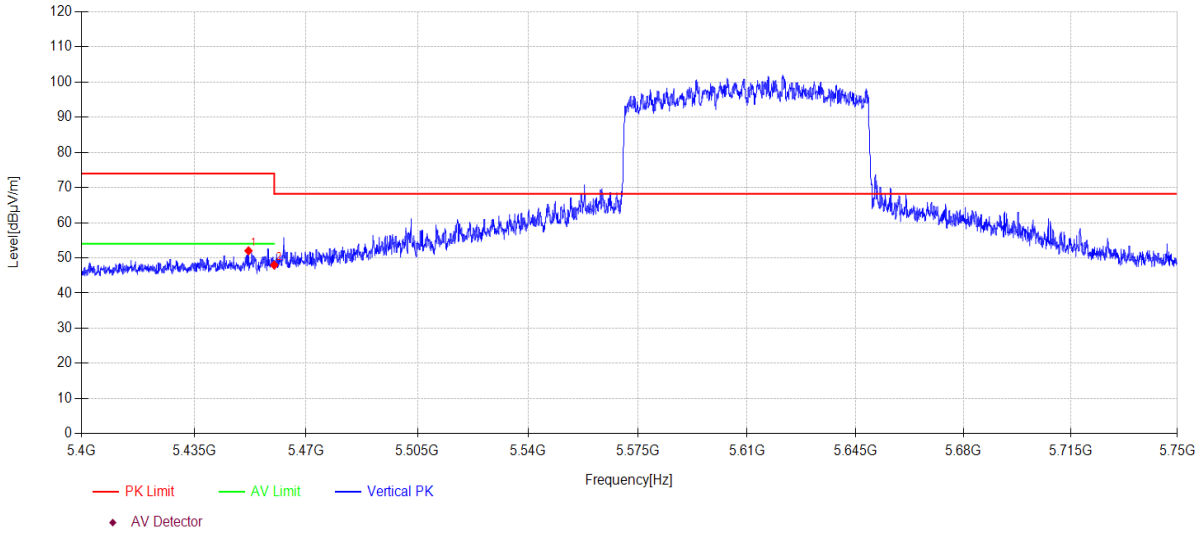

Data List										
NO.	**Freq. [MHz]**	**Reading [dBµV/m]**	**Antenna Factor [dB]**	**Cable loss [dB]**	**AMP [dB]**	**Level [dBµV/m]**	**Limit [dBµV/m]**	**Margin [dB]**	**Detector**	**Polarity**
1	5451.975	13.54	33.00	5.48	0.00	52.02	74.00	21.98	PK	Vertical
2	5460.000	9.49	33.00	5.48	0.00	47.97	68.20	20.23	PK	Vertical

Note:
1. Level = Reading + Cable loss + Antenna Factor + AMP
2. If Peak Result complies with AV limit, AV Result is deemed to comply with AV limit.
3. Test setup: RBW: 1 MHz, VBW: 3 MHz, Sweep time: auto.

TR-4-E-009 Radiated Emission Test Result

Test Date:	2024-06-20	**Tested By**:	Genliu
EUT:	Module	**Model Number**:	SKI.WB921AU.1
Test Mode:	A TX 5745MHZ ant1	**Power Supply**:	Battery
Condition:	Temp:21.9°C;Humi:51.0%	**Test Site**:	DDT 3# Chamber
File Path:	d:\ts\2024 report data\Q24053102-2E\FCC ABOVE1G 5.8G\17		
Memo:	Sample Number:S24053102-001 Power Setting:15		

Test Graph

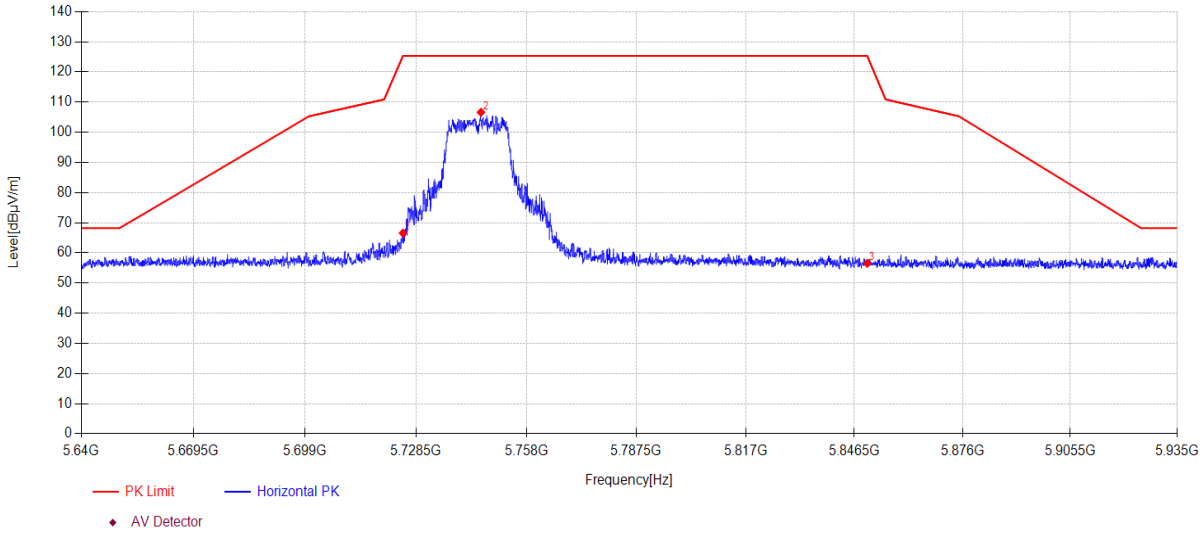

Data List

NO.	Freq. [MHz]	Reading [dBµV/m]	Antenna Factor [dB]	Cable loss [dB]	AMP [dB]	Level [dBµV/m]	Limit [dBµV/m]	Margin [dB]	Detector	Polarity
1	5725.000	26.94	33.75	5.87	0.00	66.56	125.30	58.74	PK	Horizontal
2	5745.817	66.88	33.87	5.88	0.00	106.63	125.30	18.67	PK	Horizontal
3	5850.000	16.60	34.00	5.94	0.00	56.54	125.27	68.73	PK	Horizontal

Note:
1. Level = Reading + Cable loss + Antenna Factor + AMP
2. If Peak Result complies with AV limit, AV Result is deemed to comply with AV limit.
3. Test setup: RBW: 1 MHz, VBW: 3 MHz, Sweep time: auto.

TR-4-E-009 Radiated Emission Test Result

Test Date:	2024-06-20	**Tested By**:	Genliu
EUT:	Module	**Model Number**:	SKI.WB921AU.1
Test Mode:	A TX 5745MHZ ant1	**Power Supply**:	Battery
Condition:	Temp:21.9°C;Humi:51.0%	**Test Site**:	DDT 3# Chamber
File Path:	d:\ts\2024 report data\Q24053102-2E\FCC ABOVE1G 5.8G\18		
Memo:	Sample Number:S24053102-001 Power Setting:15		

Test Graph

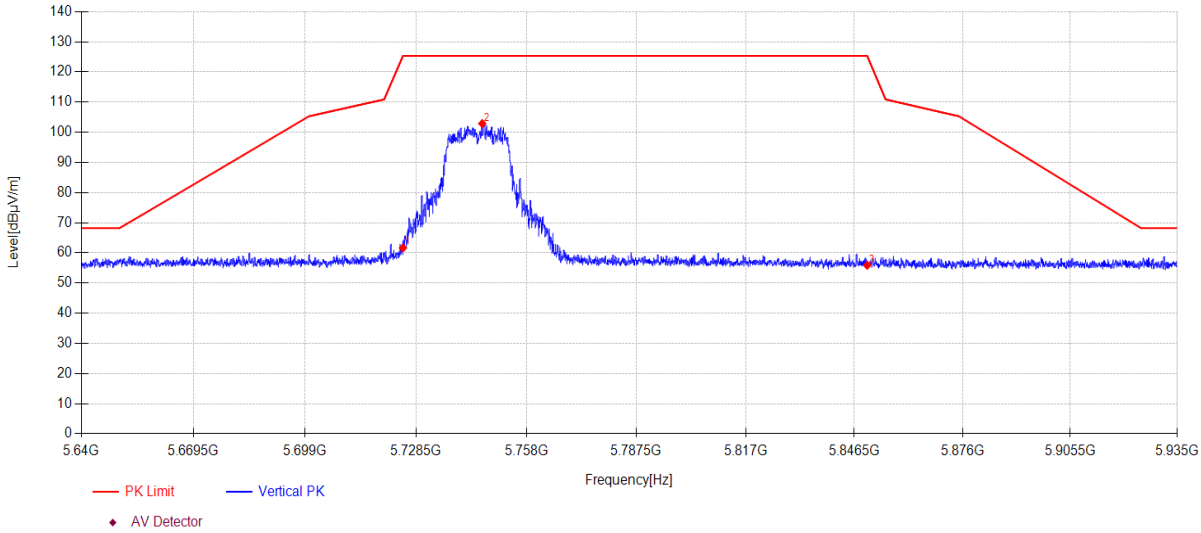

Data List										
NO.	**Freq. [MHz]**	**Reading [dBµV/m]**	**Antenna Factor [dB]**	**Cable loss [dB]**	**AMP [dB]**	**Level [dBµV/m]**	**Limit [dBµV/m]**	**Margin [dB]**	**Detector**	**Polarity**
1	5725.000	22.01	33.75	5.87	0.00	61.63	125.30	63.67	PK	Vertical
2	5746.171	63.12	33.88	5.88	0.00	102.88	125.30	22.42	PK	Vertical
3	5850.000	15.95	34.00	5.94	0.00	55.89	125.27	69.38	PK	Vertical

Note:
1. Level = Reading + Cable loss + Antenna Factor + AMP
2. If Peak Result complies with AV limit, AV Result is deemed to comply with AV limit.
3. Test setup: RBW: 1 MHz, VBW: 3 MHz, Sweep time: auto.

TR-4-E-009 Radiated Emission Test Result

Test Date:	2024-06-20	**Tested By**:	Genliu
EUT:	Module	**Model Number**:	SKI.WB921AU.1
Test Mode:	A TX 5785MHZ ant1	**Power Supply**:	Battery
Condition:	Temp:21.9°C;Humi:51.0%	**Test Site**:	DDT 3# Chamber
File Path:	d:\ts\2024 report data\Q24053102-2E\FCC ABOVE1G 5.8G\15		
Memo:	Sample Number:S24053102-001 Power Setting:15		

Test Graph

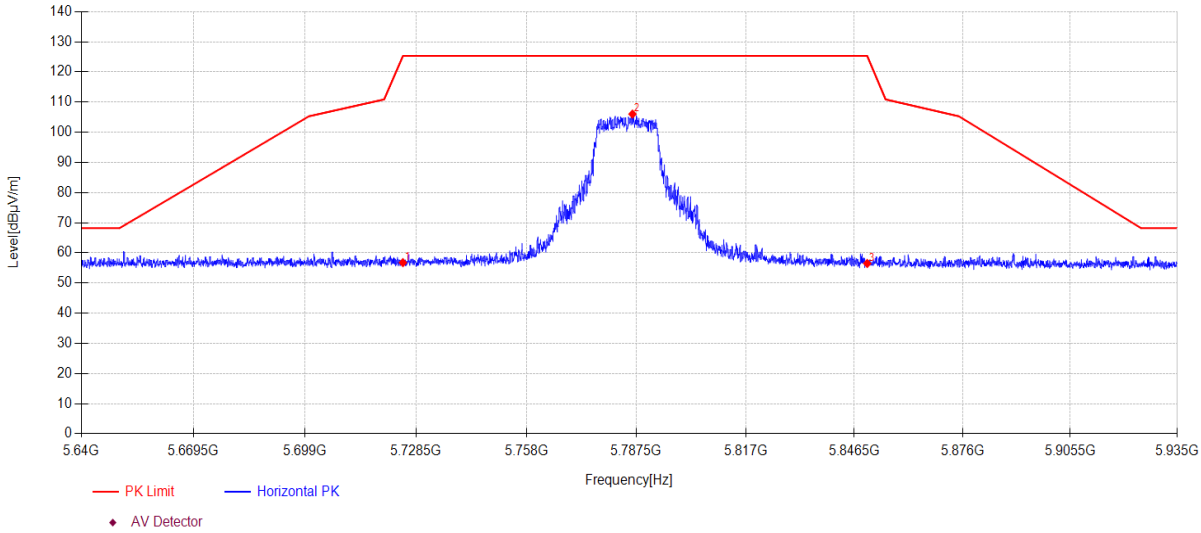

Data List										
NO.	**Freq. [MHz]**	**Reading [dBµV/m]**	**Antenna Factor [dB]**	**Cable loss [dB]**	**AMP [dB]**	**Level [dBµV/m]**	**Limit [dBµV/m]**	**Margin [dB]**	**Detector**	**Polarity**
1	5725.000	17.15	33.75	5.87	0.00	56.77	125.30	68.53	PK	Horizontal
2	5786.468	66.01	34.12	5.90	0.00	106.03	125.30	19.27	PK	Horizontal
3	5850.000	16.55	34.00	5.94	0.00	56.49	125.27	68.78	PK	Horizontal

Note:
1. Level = Reading + Cable loss + Antenna Factor + AMP
2. If Peak Result complies with AV limit, AV Result is deemed to comply with AV limit.
3. Test setup: RBW: 1 MHz, VBW: 3 MHz, Sweep time: auto.

TR-4-E-009 Radiated Emission Test Result

Test Date:	2024-06-20	**Tested By**:	Genliu
EUT:	Module	**Model Number**:	SKI.WB921AU.1
Test Mode:	A TX 5785MHZ ant1	**Power Supply**:	Battery
Condition:	Temp:21.9°C;Humi:51.0%	**Test Site**:	DDT 3# Chamber
File Path:	d:\ts\2024 report data\Q24053102-2E\FCC ABOVE1G 5.8G\16		
Memo:	Sample Number:S24053102-001 Power Setting:15		

Test Graph

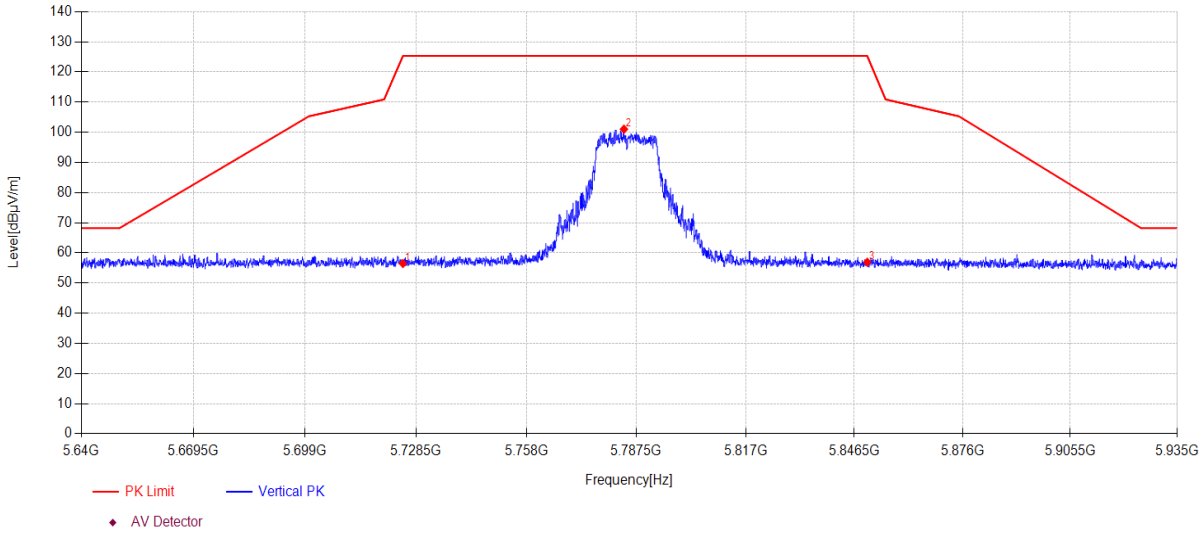

Data List

NO.	Freq. [MHz]	Reading [dBµV/m]	Antenna Factor [dB]	Cable loss [dB]	AMP [dB]	Level [dBµV/m]	Limit [dBµV/m]	Margin [dB]	Detector	Polarity
1	5725.000	16.86	33.75	5.87	0.00	56.48	125.30	68.82	PK	Vertical
2	5784.167	61.03	34.10	5.90	0.00	101.03	125.30	24.27	PK	Vertical
3	5850.000	16.98	34.00	5.94	0.00	56.92	125.27	68.35	PK	Vertical

Note:
1. Level = Reading + Cable loss + Antenna Factor + AMP
2. If Peak Result complies with AV limit, AV Result is deemed to comply with AV limit.
3. Test setup: RBW: 1 MHz, VBW: 3 MHz, Sweep time: auto.

TR-4-E-009 Radiated Emission Test Result

Test Date:	2024-06-20	**Tested By**:	Genliu
EUT:	Module	**Model Number**:	SKI.WB921AU.1
Test Mode:	A TX 5825MHZ ant1	**Power Supply**:	Battery
Condition:	Temp:21.9°C;Humi:51.0%	**Test Site**:	DDT 3# Chamber
File Path:	d:\ts\2024 report data\Q24053102-2E\FCC ABOVE1G 5.8G\13		
Memo:	Sample Number:S24053102-001 Power Setting:15		

Test Graph

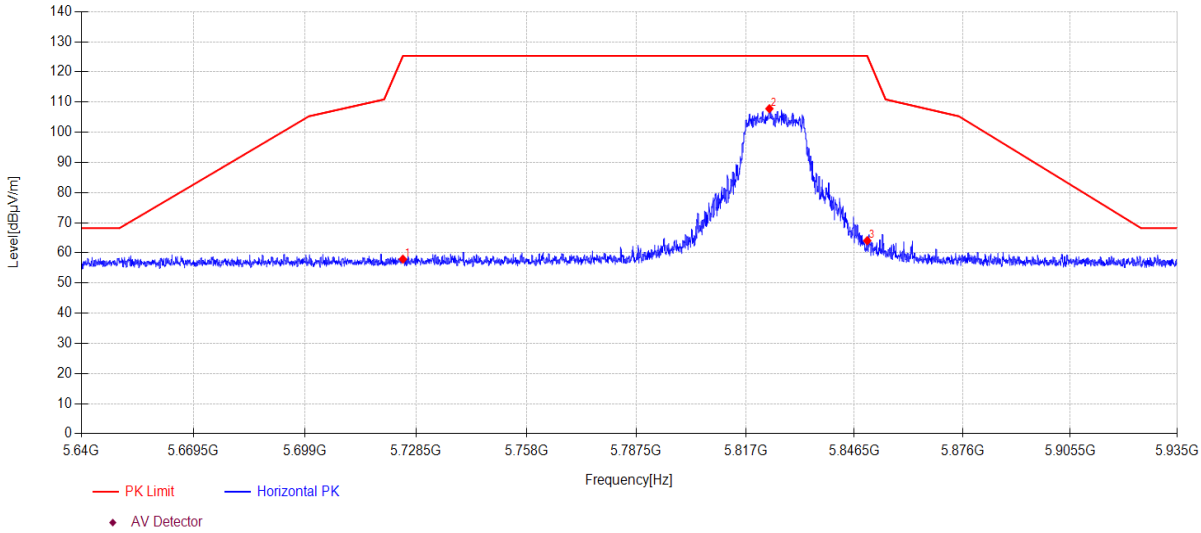

Data List										
NO.	**Freq. [MHz]**	**Reading [dBµV/m]**	**Antenna Factor [dB]**	**Cable loss [dB]**	**AMP [dB]**	**Level [dBµV/m]**	**Limit [dBµV/m]**	**Margin [dB]**	**Detector**	**Polarity**
1	5725.000	18.29	33.75	5.87	0.00	57.91	125.30	67.39	PK	Horizontal
2	5823.431	67.79	34.11	5.92	0.00	107.82	125.30	17.48	PK	Horizontal
3	5850.000	24.10	34.00	5.94	0.00	64.04	125.27	61.23	PK	Horizontal

Note:
1. Level = Reading + Cable loss + Antenna Factor + AMP
2. If Peak Result complies with AV limit, AV Result is deemed to comply with AV limit.
3. Test setup: RBW: 1 MHz, VBW: 3 MHz, Sweep time: auto.

TR-4-E-009 Radiated Emission Test Result

Test Date:	2024-06-20	**Tested By**:	Genliu
EUT:	Module	**Model Number**:	SKI.WB921AU.1
Test Mode:	A TX 5825MHZ ant1	**Power Supply**:	Battery
Condition:	Temp:21.9°C;Humi:51.0%	**Test Site**:	DDT 3# Chamber
File Path:	d:\ts\2024 report data\Q24053102-2E\FCC ABOVE1G 5.8G\14		
Memo:	Sample Number:S24053102-001 Power Setting:15		

Test Graph

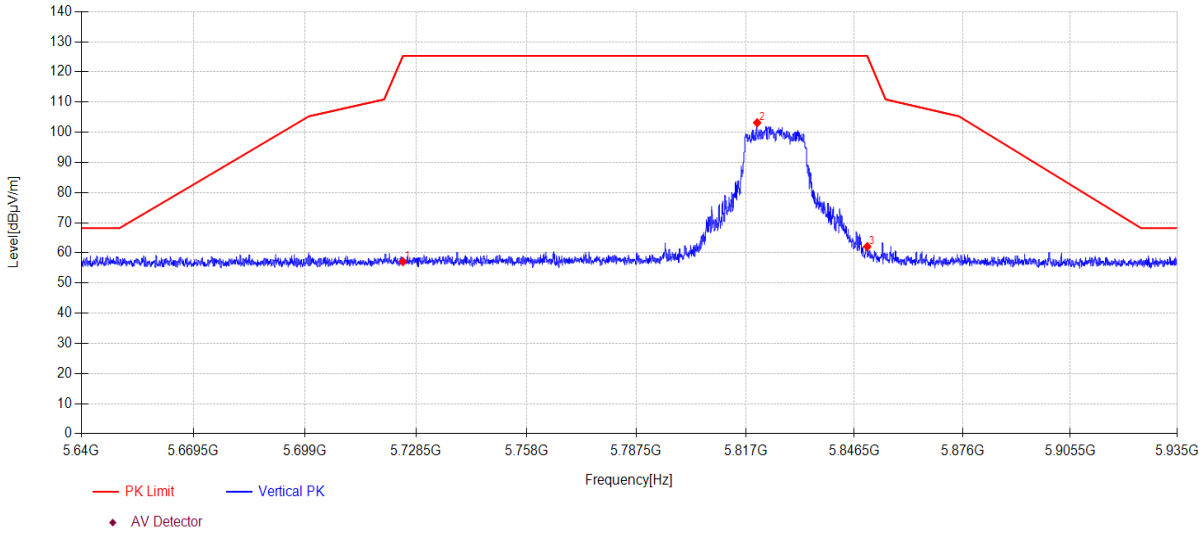

Data List										
N O.	**Freq. [MHz]**	**Reading [dBµV/m]**	**Antenna Factor [dB]**	**Cable loss [dB]**	**AMP [dB]**	**Level [dBµV/m]**	**Limit [dBµV/m]**	**Margin [dB]**	**Detector**	**Polarity**
1	5725.000	17.48	33.75	5.87	0.00	57.10	125.30	68.20	PK	Vertical
2	5820.127	63.13	34.12	5.92	0.00	103.17	125.30	22.13	PK	Vertical
3	5850.000	22.14	34.00	5.94	0.00	62.08	125.27	63.19	PK	Vertical

Note:
1. Level = Reading + Cable loss + Antenna Factor + AMP
2. If Peak Result complies with AV limit, AV Result is deemed to comply with AV limit.
3. Test setup: RBW: 1 MHz, VBW: 3 MHz, Sweep time: auto.

TR-4-E-009 Radiated Emission Test Result

Test Date:	2024-06-20	**Tested By**:	Genliu
EUT:	Module	**Model Number**:	SKI.WB921AU.1
Test Mode:	A TX 5745MHZ ant2	**Power Supply**:	Battery
Condition:	Temp:21.9°C;Humi:51.0%	**Test Site**:	DDT 3# Chamber
File Path:	d:\ts\2024 report data\Q24053102-2E\FCC ABOVE1G 5.8G\19		
Memo:	Sample Number:S24053102-001 Power Setting:15		

Test Graph

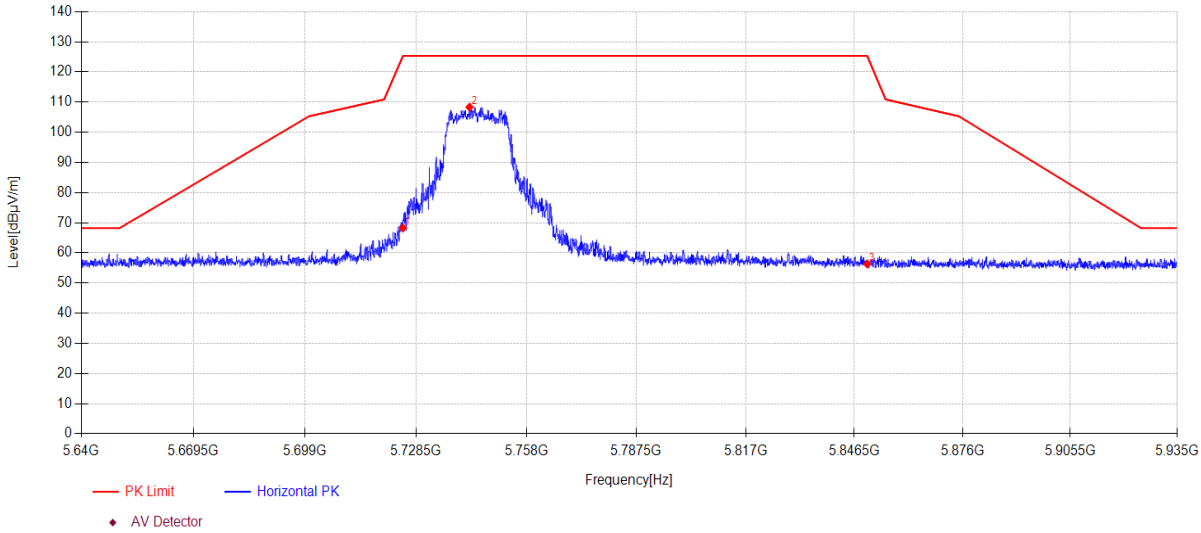

Data List

NO.	Freq. [MHz]	Reading [dBµV/m]	Antenna Factor [dB]	Cable loss [dB]	AMP [dB]	Level [dBµV/m]	Limit [dBµV/m]	Margin [dB]	Detector	Polarity
1	5725.000	28.64	33.75	5.87	0.00	68.26	125.30	57.04	PK	Horizontal
2	5742.778	68.59	33.86	5.88	0.00	108.33	125.30	16.97	PK	Horizontal
3	5850.000	16.42	34.00	5.94	0.00	56.36	125.27	68.91	PK	Horizontal

Note:
1. Level = Reading + Cable loss + Antenna Factor + AMP
2. If Peak Result complies with AV limit, AV Result is deemed to comply with AV limit.
3. Test setup: RBW: 1 MHz, VBW: 3 MHz, Sweep time: auto.

TR-4-E-009 Radiated Emission Test Result

Test Date:	2024-06-20	**Tested By**:	Genliu
EUT:	Module	**Model Number**:	SKI.WB921AU.1
Test Mode:	A TX 5745MHZ ant2	**Power Supply**:	Battery
Condition:	Temp:21.9°C;Humi:51.0%	**Test Site**:	DDT 3# Chamber
File Path:	d:\ts\2024 report data\Q24053102-2E\FCC ABOVE1G 5.8G\20		
Memo:	Sample Number:S24053102-001 Power Setting:15		

Test Graph

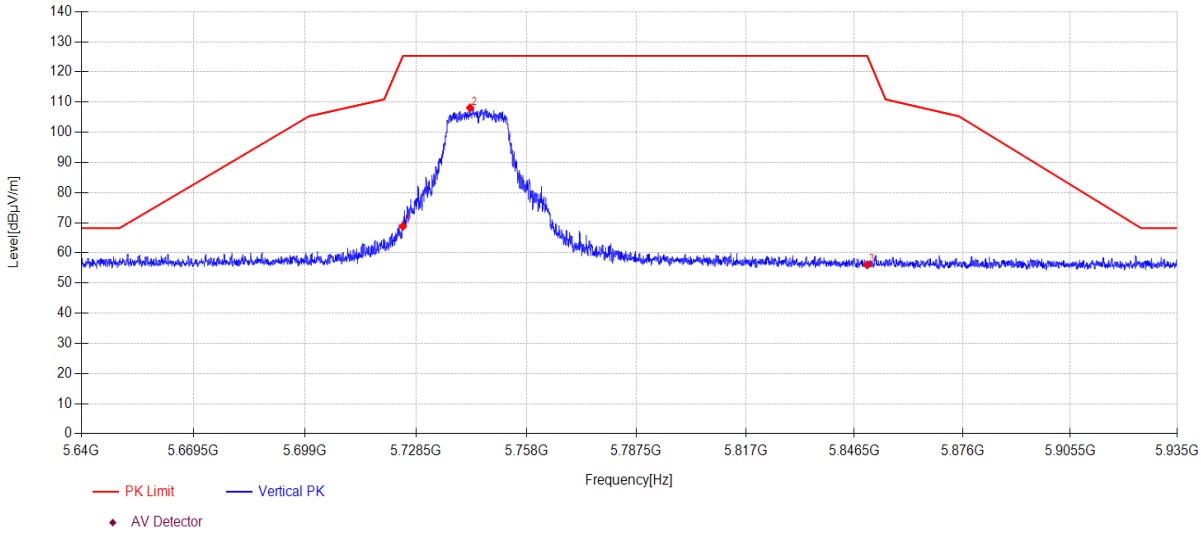

Data List										
N O.	**Freq. [MHz]**	**Reading [dBµV/m]**	**Antenna Factor [dB]**	**Cable loss [dB]**	**AMP [dB]**	**Level [dBµV/m]**	**Limit [dBµV/m]**	**Margin [dB]**	**Detector**	**Polarity**
1	5725.000	29.20	33.75	5.87	0.00	68.82	125.30	56.48	PK	Vertical
2	5742.926	68.37	33.86	5.88	0.00	108.11	125.30	17.19	PK	Vertical
3	5850.000	16.09	34.00	5.94	0.00	56.03	125.27	69.24	PK	Vertical

Note:
1. Level = Reading + Cable loss + Antenna Factor + AMP
2. If Peak Result complies with AV limit, AV Result is deemed to comply with AV limit.
3. Test setup: RBW: 1 MHz, VBW: 3 MHz, Sweep time: auto.

TR-4-E-009 Radiated Emission Test Result

Test Date:	2024-06-20	**Tested By**:	Genliu
EUT:	Module	**Model Number**:	SKI.WB921AU.1
Test Mode:	A TX 5785MHZ ant2	**Power Supply**:	Battery
Condition:	Temp:21.9°C;Humi:51.0%	**Test Site**:	DDT 3# Chamber
File Path:	d:\ts\2024 report data\Q24053102-2E\FCC ABOVE1G 5.8G\21		
Memo:	Sample Number:S24053102-001 Power Setting:15		

Test Graph

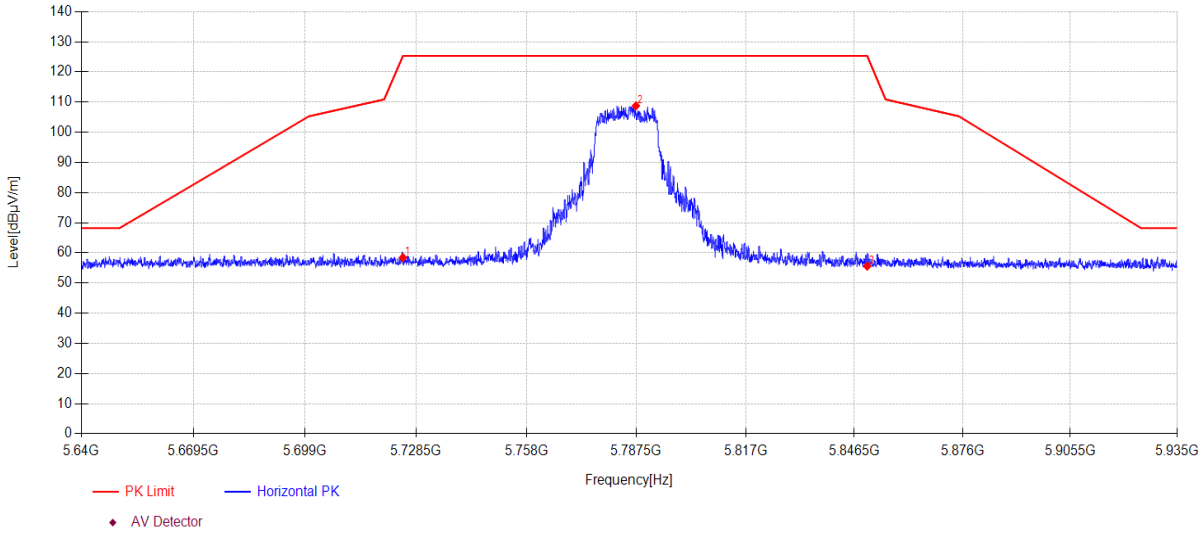

Data List										
N O.	**Freq. [MHz]**	**Reading [dBµV/m]**	**Antenna Factor [dB]**	**Cable loss [dB]**	**AMP [dB]**	**Level [dBµV/m]**	**Limit [dBµV/m]**	**Margin [dB]**	**Detector**	**Polarity**
1	5725.000	18.82	33.75	5.87	0.00	58.44	125.30	66.86	PK	Horizontal
2	5787.382	68.74	34.12	5.90	0.00	108.76	125.30	16.54	PK	Horizontal
3	5850.000	15.64	34.00	5.94	0.00	55.58	125.27	69.69	PK	Horizontal

Note:
1. Level = Reading + Cable loss + Antenna Factor + AMP
2. If Peak Result complies with AV limit, AV Result is deemed to comply with AV limit.
3. Test setup: RBW: 1 MHz, VBW: 3 MHz, Sweep time: auto.

TR-4-E-009 Radiated Emission Test Result

Test Date:	2024-06-20	**Tested By**:	Genliu
EUT:	Module	**Model Number**:	SKI.WB921AU.1
Test Mode:	A TX 5785MHZ ant2	**Power Supply**:	Battery
Condition:	Temp:21.9°C;Humi:51.0%	**Test Site**:	DDT 3# Chamber
File Path:	d:\ts\2024 report data\Q24053102-2E\FCC ABOVE1G 5.8G\22		
Memo:	Sample Number:S24053102-001 Power Setting:15		

Test Graph

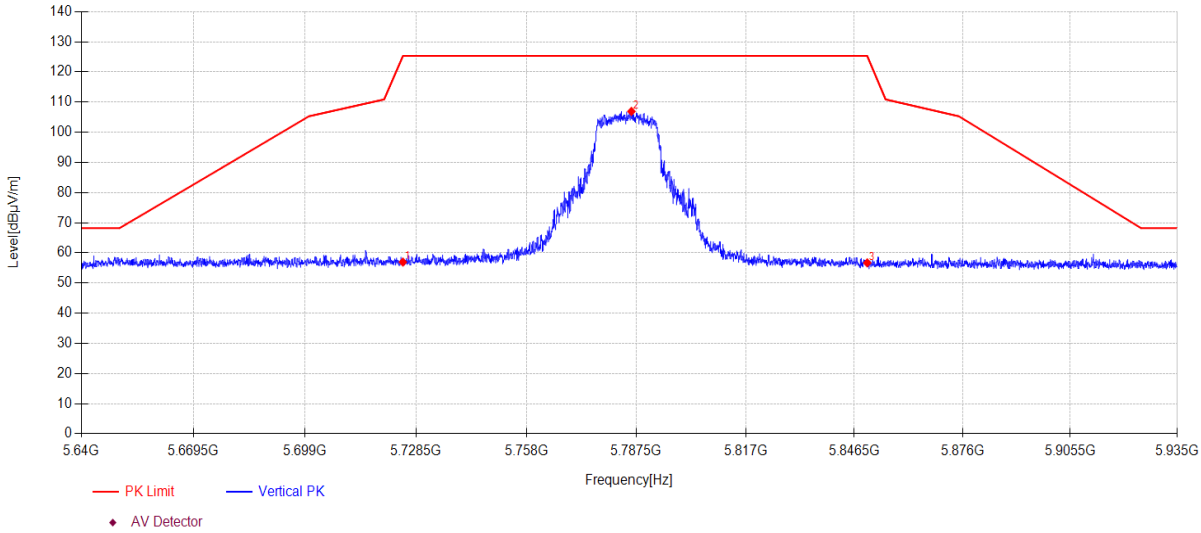

Data List										
NO.	**Freq. [MHz]**	**Reading [dBµV/m]**	**Antenna Factor [dB]**	**Cable loss [dB]**	**AMP [dB]**	**Level [dBµV/m]**	**Limit [dBµV/m]**	**Margin [dB]**	**Detector**	**Polarity**
1	5725.000	17.33	33.75	5.87	0.00	56.95	125.30	68.35	PK	Vertical
2	5786.173	66.90	34.12	5.90	0.00	106.92	125.30	18.38	PK	Vertical
3	5850.000	16.76	34.00	5.94	0.00	56.70	125.27	68.57	PK	Vertical

Note:
1. Level = Reading + Cable loss + Antenna Factor + AMP
2. If Peak Result complies with AV limit, AV Result is deemed to comply with AV limit.
3. Test setup: RBW: 1 MHz, VBW: 3 MHz, Sweep time: auto.

TR-4-E-009 Radiated Emission Test Result

Test Date:	2024-06-20	**Tested By**:	Genliu
EUT:	Module	**Model Number**:	SKI.WB921AU.1
Test Mode:	A TX 5825MHZ ant2	**Power Supply**:	Battery
Condition:	Temp:21.9°C;Humi:51.0%	**Test Site**:	DDT 3# Chamber
File Path:	d:\ts\2024 report data\Q24053102-2E\FCC ABOVE1G 5.8G\23		
Memo:	Sample Number:S24053102-001 Power Setting:15		

Test Graph

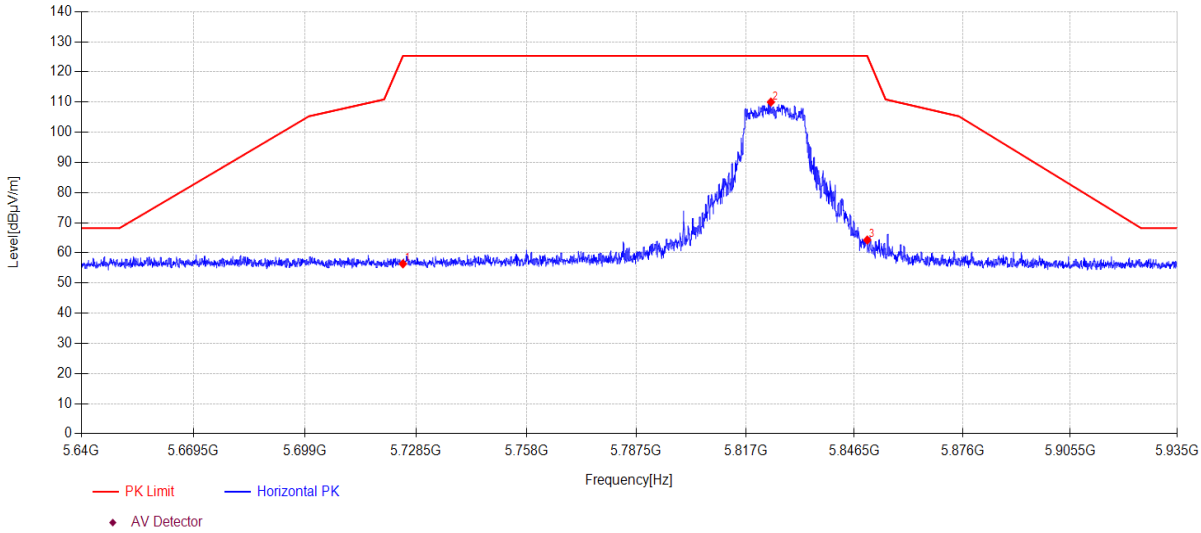

Data List										
NO.	**Freq. [MHz]**	**Reading [dBµV/m]**	**Antenna Factor [dB]**	**Cable loss [dB]**	**AMP [dB]**	**Level [dBµV/m]**	**Limit [dBµV/m]**	**Margin [dB]**	**Detector**	**Polarity**
1	5725.000	16.75	33.75	5.87	0.00	56.37	125.30	68.93	PK	Horizontal
2	5823.844	70.00	34.10	5.92	0.00	110.02	125.30	15.28	PK	Horizontal
3	5850.000	24.32	34.00	5.94	0.00	64.26	125.27	61.01	PK	Horizontal

Note:
1. Level = Reading + Cable loss + Antenna Factor + AMP
2. If Peak Result complies with AV limit, AV Result is deemed to comply with AV limit.
3. Test setup: RBW: 1 MHz, VBW: 3 MHz, Sweep time: auto.

TR-4-E-009 Radiated Emission Test Result

Test Date:	2024-06-20	**Tested By**:	Genliu
EUT:	Module	**Model Number**:	SKI.WB921AU.1
Test Mode:	A TX 5825MHZ ant2	**Power Supply**:	Battery
Condition:	Temp:21.9°C;Humi:51.0%	**Test Site**:	DDT 3# Chamber
File Path:	d:\ts\2024 report data\Q24053102-2E\FCC ABOVE1G 5.8G\24		
Memo:	Sample Number:S24053102-001 Power Setting:15		

Test Graph

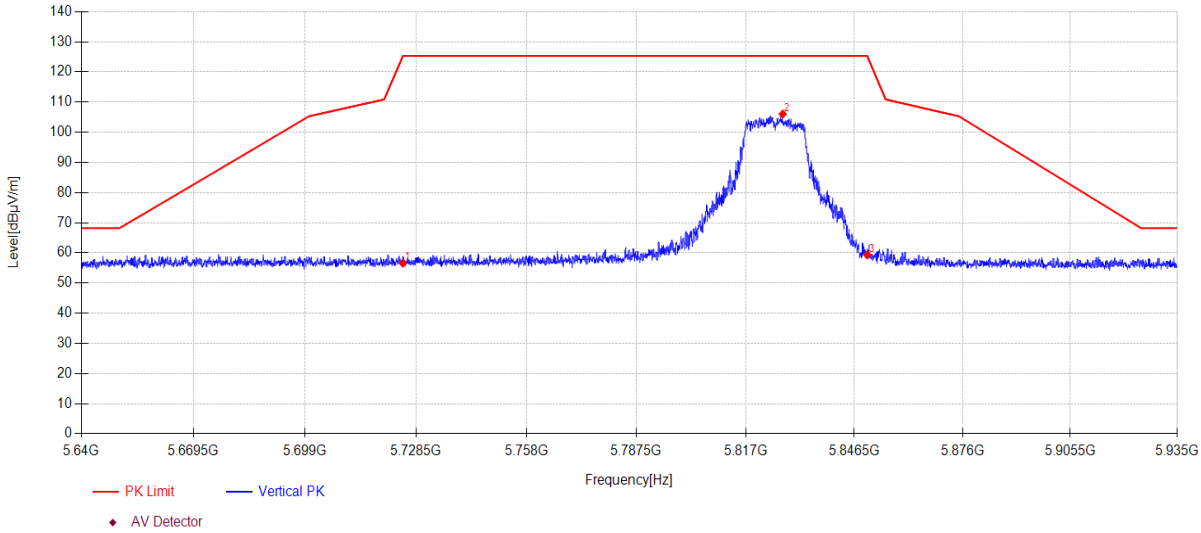

Data List										
NO.	**Freq. [MHz]**	**Reading [dBµV/m]**	**Antenna Factor [dB]**	**Cable loss [dB]**	**AMP [dB]**	**Level [dBµV/m]**	**Limit [dBµV/m]**	**Margin [dB]**	**Detector**	**Polarity**
1	5725.000	16.98	33.75	5.87	0.00	56.60	125.30	68.70	PK	Vertical
2	5827.030	66.02	34.09	5.92	0.00	106.03	125.30	19.27	PK	Vertical
3	5850.000	19.40	34.00	5.94	0.00	59.34	125.27	65.93	PK	Vertical

Note:
1. Level = Reading + Cable loss + Antenna Factor + AMP
2. If Peak Result complies with AV limit, AV Result is deemed to comply with AV limit.
3. Test setup: RBW: 1 MHz, VBW: 3 MHz, Sweep time: auto.

TR-4-E-009 Radiated Emission Test Result

Test Date:	2024-06-20	**Tested By**:	Genliu
EUT:	Module	**Model Number**:	SKI.WB921AU.1
Test Mode:	N20 TX 5745MHZ	**Power Supply**:	Battery
Condition:	Temp:21.9°C;Humi:51.0%	**Test Site**:	DDT 3# Chamber
File Path:	d:\ts\2024 report data\Q24053102-2E\FCC ABOVE1G 5.8G\29		
Memo:	Sample Number:S24053102-001 Power Setting:15		

Test Graph

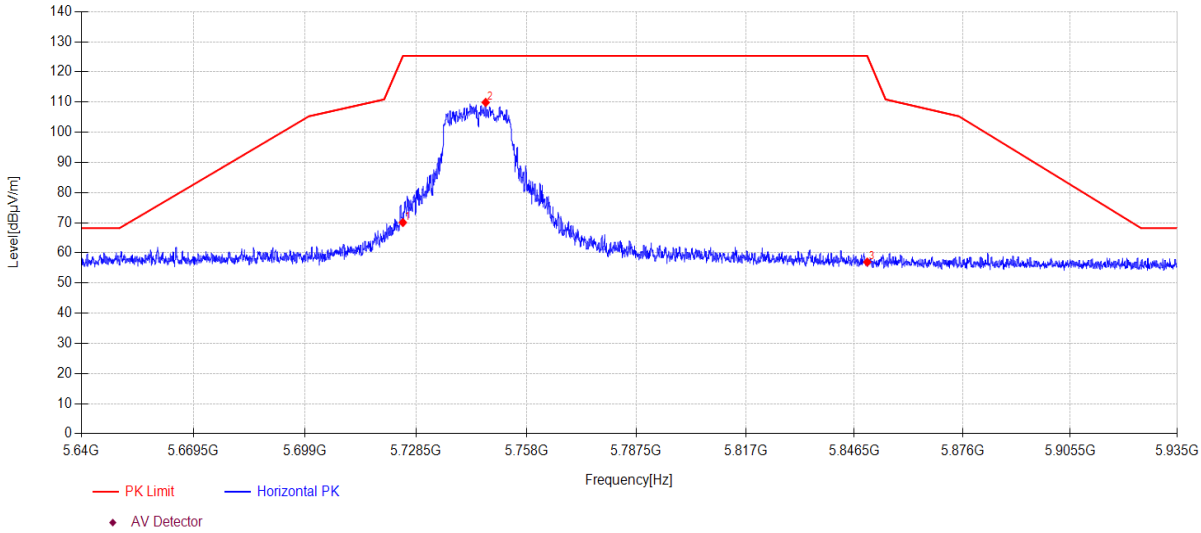

Data List										
NO.	**Freq. [MHz]**	**Reading [dBµV/m]**	**Antenna Factor [dB]**	**Cable loss [dB]**	**AMP [dB]**	**Level [dBµV/m]**	**Limit [dBµV/m]**	**Margin [dB]**	**Detector**	**Polarity**
1	5725.000	30.45	33.75	5.87	0.00	70.07	125.30	55.23	PK	Horizontal
2	5747.085	70.14	33.88	5.88	0.00	109.90	125.30	15.40	PK	Horizontal
3	5850.000	17.02	34.00	5.94	0.00	56.96	125.27	68.31	PK	Horizontal

Note:
1. Level = Reading + Cable loss + Antenna Factor + AMP
2. If Peak Result complies with AV limit, AV Result is deemed to comply with AV limit.
3. Test setup: RBW: 1 MHz, VBW: 3 MHz, Sweep time: auto.

TR-4-E-009 Radiated Emission Test Result

Test Date:	2024-06-20	**Tested By**:	Genliu
EUT:	Module	**Model Number**:	SKI.WB921AU.1
Test Mode:	N20 TX 5745MHZ	**Power Supply**:	Battery
Condition:	Temp:21.9°C;Humi:51.0%	**Test Site**:	DDT 3# Chamber
File Path:	d:\ts\2024 report data\Q24053102-2E\FCC ABOVE1G 5.8G\30		
Memo:	Sample Number:S24053102-001 Power Setting:15		

Test Graph

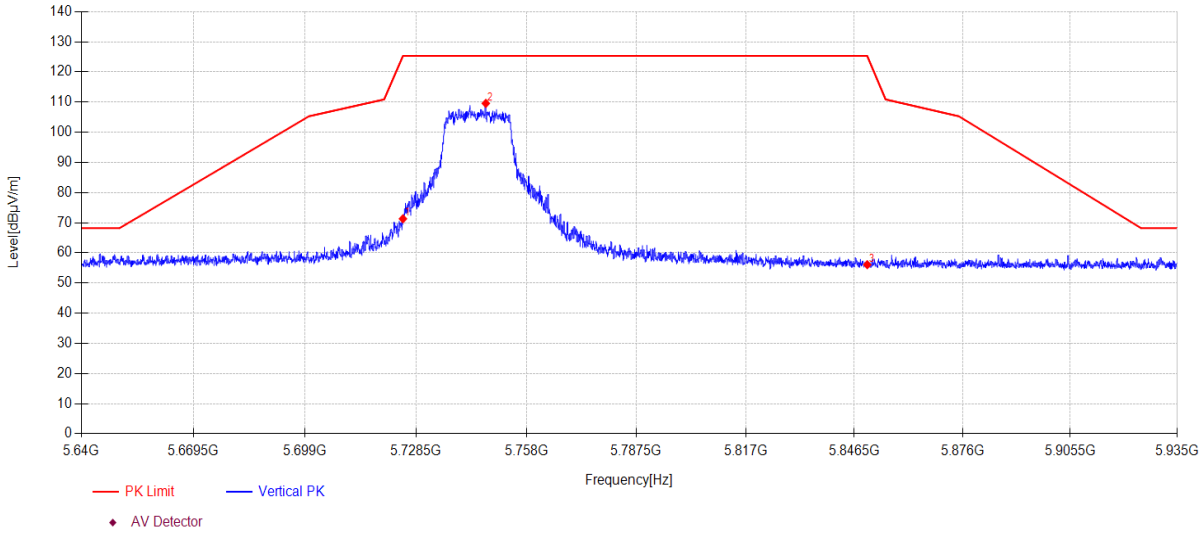

Data List										
NO.	**Freq. [MHz]**	**Reading [dBµV/m]**	**Antenna Factor [dB]**	**Cable loss [dB]**	**AMP [dB]**	**Level [dBµV/m]**	**Limit [dBµV/m]**	**Margin [dB]**	**Detector**	**Polarity**
1	5725.000	31.68	33.75	5.87	0.00	71.30	125.30	54.00	PK	Vertical
2	5747.115	69.82	33.88	5.88	0.00	109.58	125.30	15.72	PK	Vertical
3	5850.000	16.14	34.00	5.94	0.00	56.08	125.27	69.19	PK	Vertical

Note:
1. Level = Reading + Cable loss + Antenna Factor + AMP
2. If Peak Result complies with AV limit, AV Result is deemed to comply with AV limit.
3. Test setup: RBW: 1 MHz, VBW: 3 MHz, Sweep time: auto.

TR-4-E-009 Radiated Emission Test Result

Test Date:	2024-06-20	**Tested By**:	Genliu
EUT:	Module	**Model Number**:	SKI.WB921AU.1
Test Mode:	N20 TX 5785MHZ	**Power Supply**:	Battery
Condition:	Temp:21.9°C;Humi:51.0%	**Test Site**:	DDT 3# Chamber
File Path:	d:\ts\2024 report data\Q24053102-2E\FCC ABOVE1G 5.8G\27		
Memo:	Sample Number:S24053102-001 Power Setting:15		

Test Graph

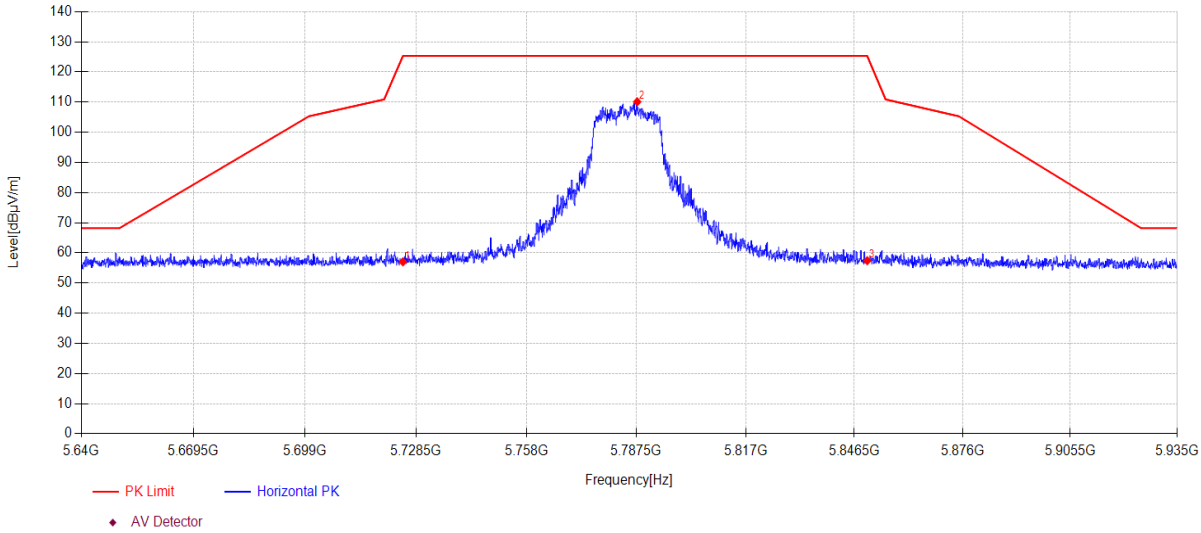

Data List										
N O.	**Freq. [MHz]**	**Reading [dBµV/m]**	**Antenna Factor [dB]**	**Cable loss [dB]**	**AMP [dB]**	**Level [dBµV/m]**	**Limit [dBµV/m]**	**Margin [dB]**	**Detector**	**Polarity**
1	5725.000	17.41	33.75	5.87	0.00	57.03	125.30	68.27	PK	Horizontal
2	5787.736	70.08	34.13	5.90	0.00	110.11	125.30	15.19	PK	Horizontal
3	5850.000	17.48	34.00	5.94	0.00	57.42	125.27	67.85	PK	Horizontal

Note:
1. Level = Reading + Cable loss + Antenna Factor + AMP
2. If Peak Result complies with AV limit, AV Result is deemed to comply with AV limit.
3. Test setup: RBW: 1 MHz, VBW: 3 MHz, Sweep time: auto.

TR-4-E-009 Radiated Emission Test Result

Test Date:	2024-06-20	**Tested By**:	Genliu
EUT:	Module	**Model Number**:	SKI.WB921AU.1
Test Mode:	N20 TX 5785MHZ	**Power Supply**:	Battery
Condition:	Temp:21.9°C;Humi:51.0%	**Test Site**:	DDT 3# Chamber
File Path:	d:\ts\2024 report data\Q24053102-2E\FCC ABOVE1G 5.8G\28		
Memo:	Sample Number:S24053102-001 Power Setting:15		

Test Graph

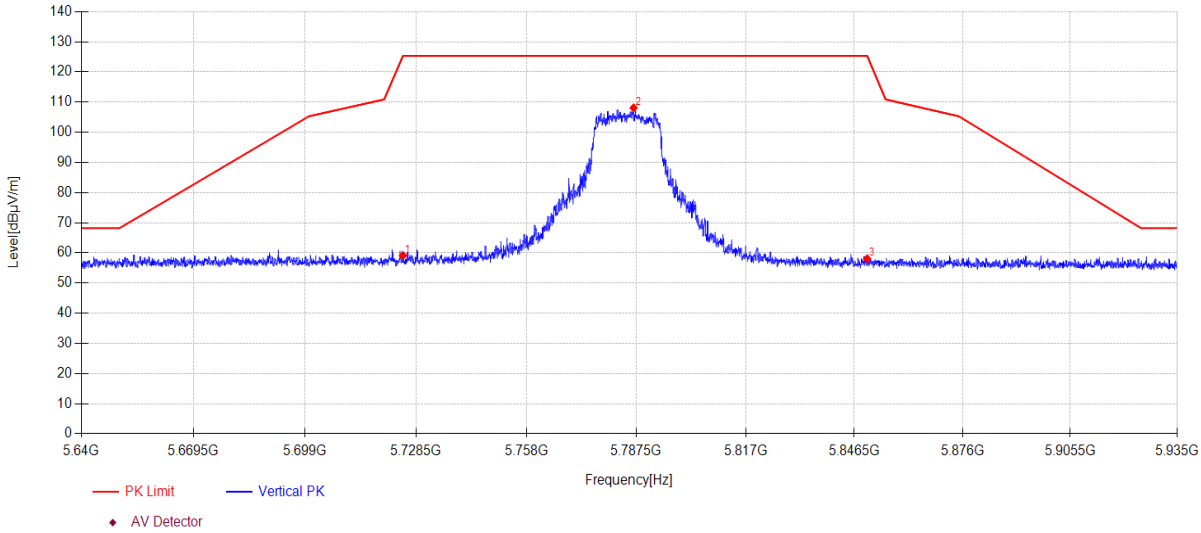

Data List										
NO.	**Freq. [MHz]**	**Reading [dBµV/m]**	**Antenna Factor [dB]**	**Cable loss [dB]**	**AMP [dB]**	**Level [dBµV/m]**	**Limit [dBµV/m]**	**Margin [dB]**	**Detector**	**Polarity**
1	5725.000	19.51	33.75	5.87	0.00	59.13	125.30	66.17	PK	Vertical
2	5786.763	68.07	34.12	5.90	0.00	108.09	125.30	17.21	PK	Vertical
3	5850.000	18.08	34.00	5.94	0.00	58.02	125.27	67.25	PK	Vertical

Note:
1. Level = Reading + Cable loss + Antenna Factor + AMP
2. If Peak Result complies with AV limit, AV Result is deemed to comply with AV limit.
3. Test setup: RBW: 1 MHz, VBW: 3 MHz, Sweep time: auto.

TR-4-E-009 Radiated Emission Test Result

Test Date:	2024-06-20	**Tested By**:	Genliu
EUT:	Module	**Model Number**:	SKI.WB921AU.1
Test Mode:	N20 TX 5825MHZ	**Power Supply**:	Battery
Condition:	Temp:21.9°C;Humi:51.0%	**Test Site**:	DDT 3# Chamber
File Path:	d:\ts\2024 report data\Q24053102-2E\FCC ABOVE1G 5.8G\25		
Memo:	Sample Number:S24053102-001 Power Setting:15		

Test Graph

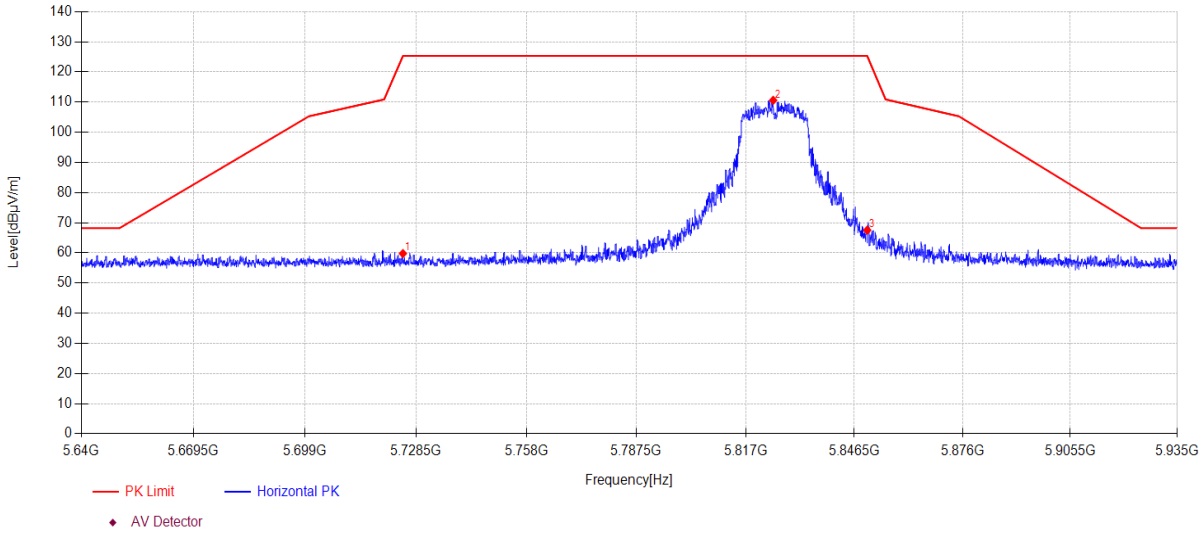

Data List										
N O.	**Freq. [MHz]**	**Reading [dBµV/m]**	**Antenna Factor [dB]**	**Cable loss [dB]**	**AMP [dB]**	**Level [dBµV/m]**	**Limit [dBµV/m]**	**Margin [dB]**	**Detector**	**Polarity**
1	5725.000	20.16	33.75	5.87	0.00	59.78	125.30	65.52	PK	Horizontal
2	5824.464	70.58	34.10	5.92	0.00	110.60	125.30	14.70	PK	Horizontal
3	5850.000	27.59	34.00	5.94	0.00	67.53	125.27	57.74	PK	Horizontal

Note:
1. Level = Reading + Cable loss + Antenna Factor + AMP
2. If Peak Result complies with AV limit, AV Result is deemed to comply with AV limit.
3. Test setup: RBW: 1 MHz, VBW: 3 MHz, Sweep time: auto.

TR-4-E-009 Radiated Emission Test Result

Test Date:	2024-06-20	**Tested By**:	Genliu
EUT:	Module	**Model Number**:	SKI.WB921AU.1
Test Mode:	N20 TX 5825MHZ	**Power Supply**:	Battery
Condition:	Temp:21.9°C;Humi:51.0%	**Test Site**:	DDT 3# Chamber
File Path:	d:\ts\2024 report data\Q24053102-2E\FCC ABOVE1G 5.8G\26		
Memo:	Sample Number:S24053102-001 Power Setting:15		

Test Graph

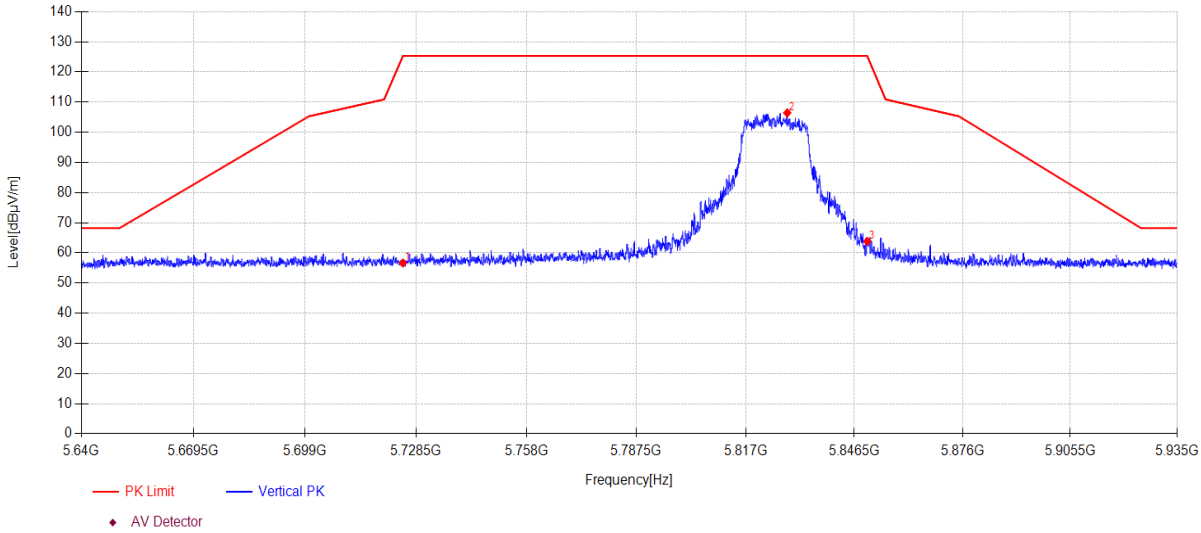

Data List										
NO.	**Freq. [MHz]**	**Reading [dBµV/m]**	**Antenna Factor [dB]**	**Cable loss [dB]**	**AMP [dB]**	**Level [dBµV/m]**	**Limit [dBµV/m]**	**Margin [dB]**	**Detector**	**Polarity**
1	5725.000	17.02	33.75	5.87	0.00	56.64	125.30	68.66	PK	Vertical
2	5828.269	66.44	34.09	5.92	0.00	106.45	125.30	18.85	PK	Vertical
3	5850.000	23.89	34.00	5.94	0.00	63.83	125.27	61.44	PK	Vertical

Note:
1. Level = Reading + Cable loss + Antenna Factor + AMP
2. If Peak Result complies with AV limit, AV Result is deemed to comply with AV limit.
3. Test setup: RBW: 1 MHz, VBW: 3 MHz, Sweep time: auto.

TR-4-E-009 Radiated Emission Test Result

Test Date:	2024-06-20	**Tested By**:	Genliu
EUT:	Module	**Model Number**:	SKI.WB921AU.1
Test Mode:	AC20 TX 5745MHZ	**Power Supply**:	Battery
Condition:	Temp:21.9°C;Humi:51.0%	**Test Site**:	DDT 3# Chamber
File Path:	d:\ts\2024 report data\Q24053102-2E\FCC ABOVE1G 5.8G\31		
Memo:	Sample Number:S24053102-001 Power Setting:15		

Test Graph

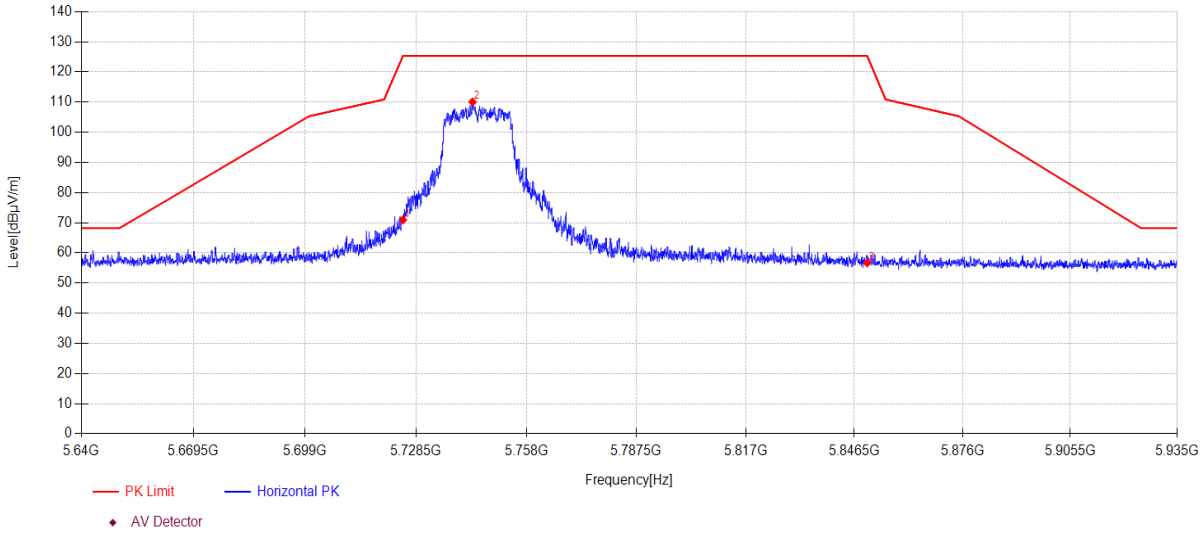

Data List										
N O.	**Freq. [MHz]**	**Reading [dBµV/m]**	**Antenna Factor [dB]**	**Cable loss [dB]**	**AMP [dB]**	**Level [dBµV/m]**	**Limit [dBµV/m]**	**Margin [dB]**	**Detector**	**Polarity**
1	5725.000	31.33	33.75	5.87	0.00	70.95	125.30	54.35	PK	Horizontal
2	5743.575	70.29	33.86	5.88	0.00	110.03	125.30	15.27	PK	Horizontal
3	5850.000	16.75	34.00	5.94	0.00	56.69	125.27	68.58	PK	Horizontal

Note:
1. Level = Reading + Cable loss + Antenna Factor + AMP
2. If Peak Result complies with AV limit, AV Result is deemed to comply with AV limit.
3. Test setup: RBW: 1 MHz, VBW: 3 MHz, Sweep time: auto.

TR-4-E-009 Radiated Emission Test Result

Test Date:	2024-06-20	**Tested By**:	Genliu
EUT:	Module	**Model Number**:	SKI.WB921AU.1
Test Mode:	AC20 TX 5745MHZ	**Power Supply**:	Battery
Condition:	Temp:21.9°C;Humi:51.0%	**Test Site**:	DDT 3# Chamber
File Path:	d:\ts\2024 report data\Q24053102-2E\FCC ABOVE1G 5.8G\32		
Memo:	Sample Number:S24053102-001 Power Setting:15		

Test Graph

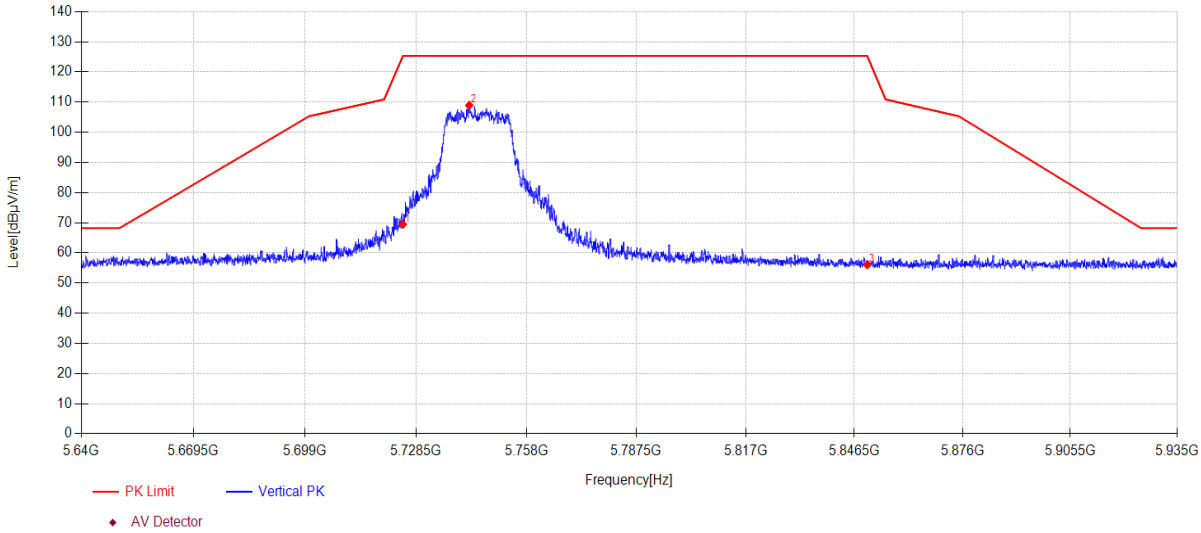

Data List										
N O.	**Freq. [MHz]**	**Reading [dBµV/m]**	**Antenna Factor [dB]**	**Cable loss [dB]**	**AMP [dB]**	**Level [dBµV/m]**	**Limit [dBµV/m]**	**Margin [dB]**	**Detector**	**Polarity**
1	5725.000	29.87	33.75	5.87	0.00	69.49	125.30	55.81	PK	Vertical
2	5742.690	69.20	33.86	5.88	0.00	108.94	125.30	16.36	PK	Vertical
3	5850.000	16.12	34.00	5.94	0.00	56.06	125.27	69.21	PK	Vertical

Note:
1. Level = Reading + Cable loss + Antenna Factor + AMP
2. If Peak Result complies with AV limit, AV Result is deemed to comply with AV limit.
3. Test setup: RBW: 1 MHz, VBW: 3 MHz, Sweep time: auto.

TR-4-E-009 Radiated Emission Test Result

Test Date:	2024-06-20	**Tested By**:	Genliu
EUT:	Module	**Model Number**:	SKI.WB921AU.1
Test Mode:	AC20 TX 5785MHZ	**Power Supply**:	Battery
Condition:	Temp:21.9°C;Humi:51.0%	**Test Site**:	DDT 3# Chamber
File Path:	d:\ts\2024 report data\Q24053102-2E\FCC ABOVE1G 5.8G\33		
Memo:	Sample Number:S24053102-001 Power Setting:15		

Test Graph

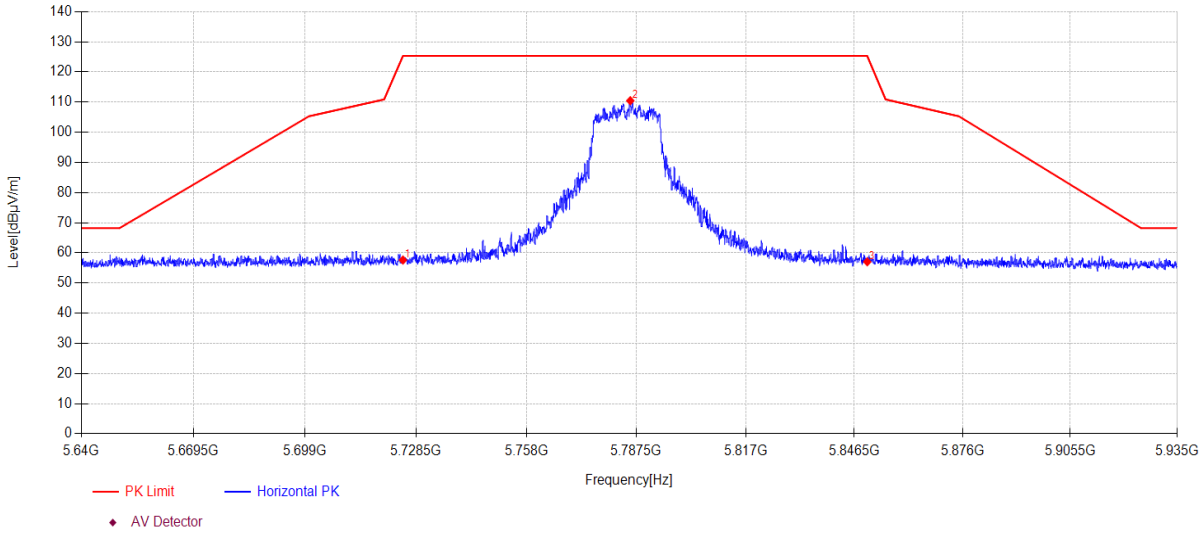

Data List										
NO.	**Freq. [MHz]**	**Reading [dBµV/m]**	**Antenna Factor [dB]**	**Cable loss [dB]**	**AMP [dB]**	**Level [dBµV/m]**	**Limit [dBµV/m]**	**Margin [dB]**	**Detector**	**Polarity**
1	5725.000	18.01	33.75	5.87	0.00	57.63	125.30	67.67	PK	Horizontal
2	5785.878	70.45	34.12	5.90	0.00	110.47	125.30	14.83	PK	Horizontal
3	5850.000	17.10	34.00	5.94	0.00	57.04	125.27	68.23	PK	Horizontal

Note:
1. Level = Reading + Cable loss + Antenna Factor + AMP
2. If Peak Result complies with AV limit, AV Result is deemed to comply with AV limit.
3. Test setup: RBW: 1 MHz, VBW: 3 MHz, Sweep time: auto.

TR-4-E-009 Radiated Emission Test Result

Test Date:	2024-06-20	**Tested By**:	Genliu
EUT:	Module	**Model Number**:	SKI.WB921AU.1
Test Mode:	AC20 TX 5785MHZ	**Power Supply**:	Battery
Condition:	Temp:21.9°C;Humi:51.0%	**Test Site**:	DDT 3# Chamber
File Path:	d:\ts\2024 report data\Q24053102-2E\FCC ABOVE1G 5.8G\34		
Memo:	Sample Number:S24053102-001 Power Setting:15		

Test Graph

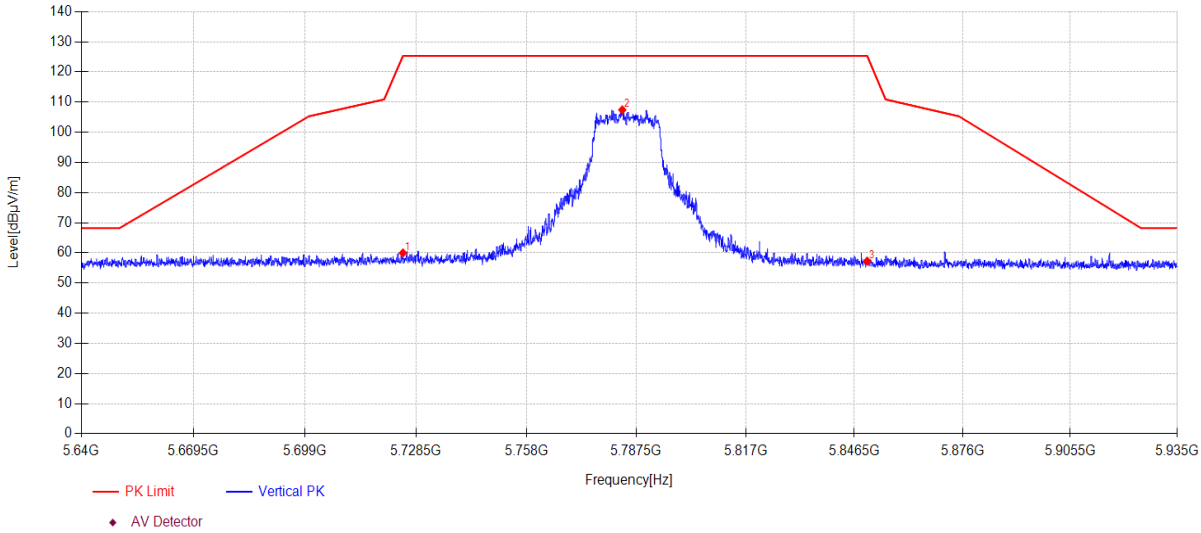

Data List										
NO.	**Freq. [MHz]**	**Reading [dBµV/m]**	**Antenna Factor [dB]**	**Cable loss [dB]**	**AMP [dB]**	**Level [dBµV/m]**	**Limit [dBµV/m]**	**Margin [dB]**	**Detector**	**Polarity**
1	5725.000	20.34	33.75	5.87	0.00	59.96	125.30	65.34	PK	Vertical
2	5783.724	67.43	34.10	5.90	0.00	107.43	125.30	17.87	PK	Vertical
3	5850.000	17.32	34.00	5.94	0.00	57.26	125.27	68.01	PK	Vertical

Note:
1. Level = Reading + Cable loss + Antenna Factor + AMP
2. If Peak Result complies with AV limit, AV Result is deemed to comply with AV limit.
3. Test setup: RBW: 1 MHz, VBW: 3 MHz, Sweep time: auto.

TR-4-E-009 Radiated Emission Test Result

Test Date:	2024-06-20	**Tested By**:	Genliu
EUT:	Module	**Model Number**:	SKI.WB921AU.1
Test Mode:	AC20 TX 5825MHZ	**Power Supply**:	Battery
Condition:	Temp:21.9°C;Humi:51.0%	**Test Site**:	DDT 3# Chamber
File Path:	d:\ts\2024 report data\Q24053102-2E\FCC ABOVE1G 5.8G\35		
Memo:	Sample Number:S24053102-001 Power Setting:15		

Test Graph

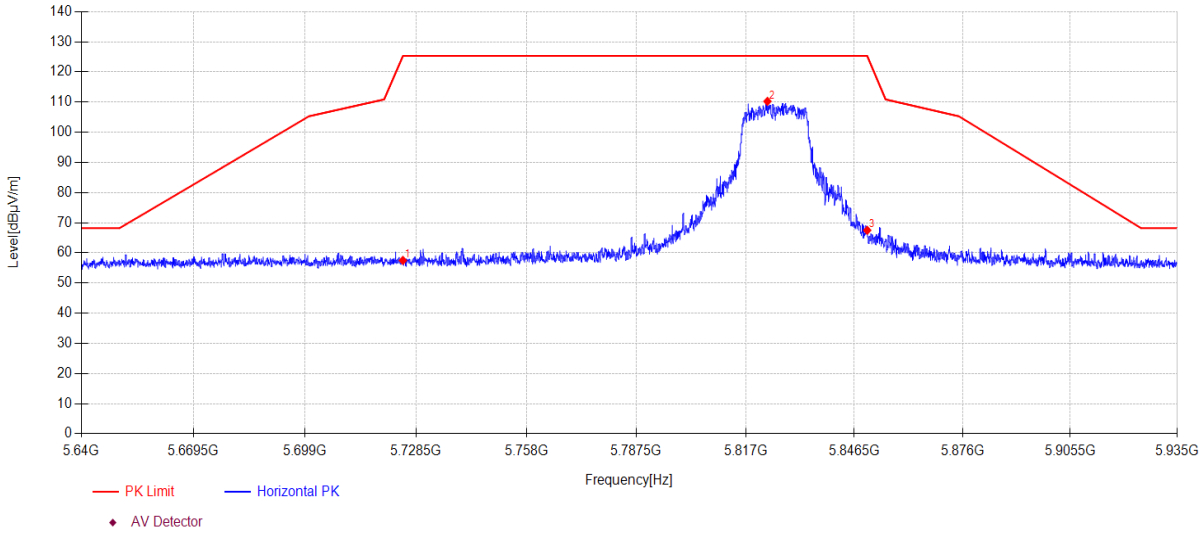

Data List										
NO.	**Freq. [MHz]**	**Reading [dBµV/m]**	**Antenna Factor [dB]**	**Cable loss [dB]**	**AMP [dB]**	**Level [dBµV/m]**	**Limit [dBµV/m]**	**Margin [dB]**	**Detector**	**Polarity**
1	5725.000	17.88	33.75	5.87	0.00	57.50	125.30	67.80	PK	Horizontal
2	5822.900	70.23	34.11	5.92	0.00	110.26	125.30	15.04	PK	Horizontal
3	5850.000	27.55	34.00	5.94	0.00	67.49	125.27	57.78	PK	Horizontal

Note:
1. Level = Reading + Cable loss + Antenna Factor + AMP
2. If Peak Result complies with AV limit, AV Result is deemed to comply with AV limit.
3. Test setup: RBW: 1 MHz, VBW: 3 MHz, Sweep time: auto.

TR-4-E-009 Radiated Emission Test Result

Test Date:	2024-06-20	**Tested By**:	Genliu
EUT:	Module	**Model Number**:	SKI.WB921AU.1
Test Mode:	AC20 TX 5825MHZ	**Power Supply**:	Battery
Condition:	Temp:21.9°C;Humi:51.0%	**Test Site**:	DDT 3# Chamber
File Path:	d:\ts\2024 report data\Q24053102-2E\FCC ABOVE1G 5.8G\36		
Memo:	Sample Number:S24053102-001 Power Setting:15		

Test Graph

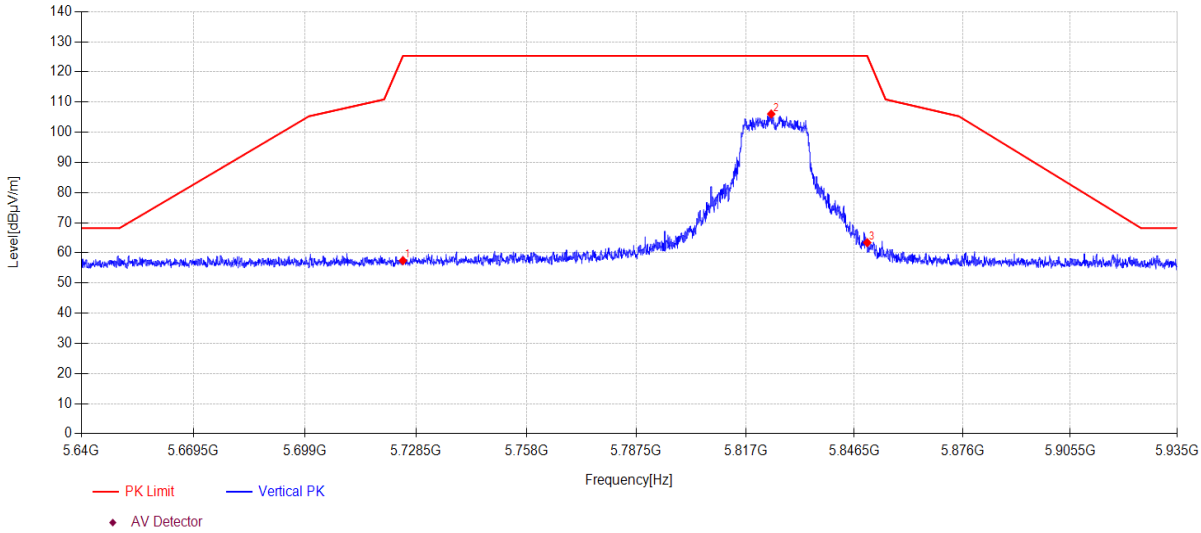

Data List										
NO.	**Freq. [MHz]**	**Reading [dBµV/m]**	**Antenna Factor [dB]**	**Cable loss [dB]**	**AMP [dB]**	**Level [dBµV/m]**	**Limit [dBµV/m]**	**Margin [dB]**	**Detector**	**Polarity**
1	5725.000	17.79	33.75	5.87	0.00	57.41	125.30	67.89	PK	Vertical
2	5823.933	66.04	34.10	5.92	0.00	106.06	125.30	19.24	PK	Vertical
3	5850.000	23.46	34.00	5.94	0.00	63.40	125.27	61.87	PK	Vertical

Note:
1. Level = Reading + Cable loss + Antenna Factor + AMP
2. If Peak Result complies with AV limit, AV Result is deemed to comply with AV limit.
3. Test setup: RBW: 1 MHz, VBW: 3 MHz, Sweep time: auto.

TR-4-E-009 Radiated Emission Test Result

Test Date:	2024-06-20	**Tested By**:	Genliu
EUT:	Module	**Model Number**:	SKI.WB921AU.1
Test Mode:	AX20 TX 5745MHZ	**Power Supply**:	Battery
Condition:	Temp:21.9°C;Humi:51.0%	**Test Site**:	DDT 3# Chamber
File Path:	d:\ts\2024 report data\Q24053102-2E\FCC ABOVE1G 5.8G\7		
Memo:	Sample Number:S24053102-001 Power Setting:15		

Test Graph

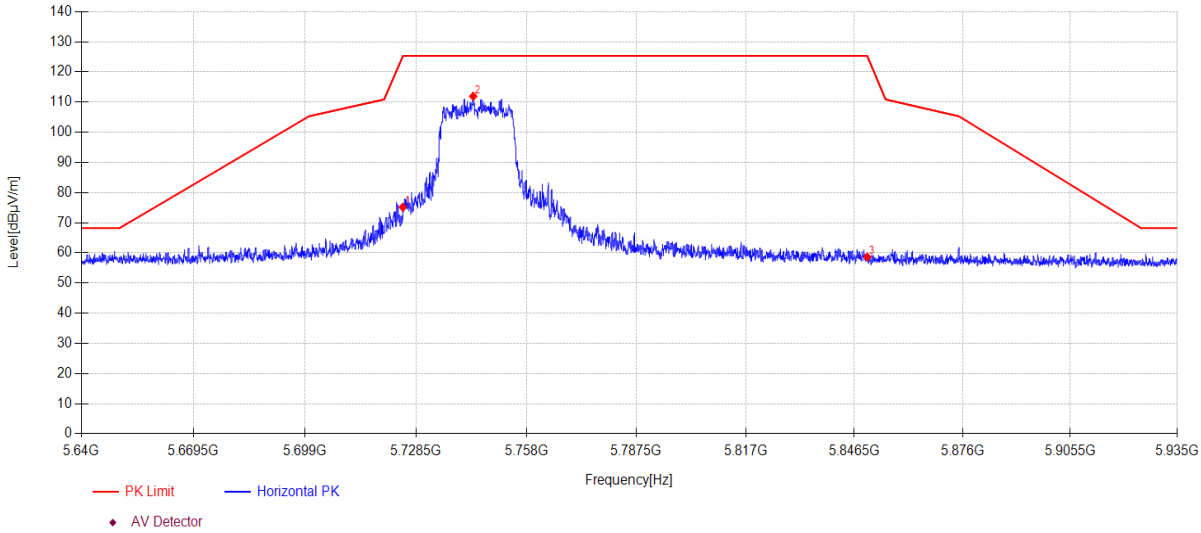

Data List										
NO.	**Freq. [MHz]**	**Reading [dBµV/m]**	**Antenna Factor [dB]**	**Cable loss [dB]**	**AMP [dB]**	**Level [dBµV/m]**	**Limit [dBµV/m]**	**Margin [dB]**	**Detector**	**Polarity**
1	5725.000	35.54	33.75	5.87	0.00	75.16	125.30	50.14	PK	Horizontal
2	5743.752	72.21	33.86	5.88	0.00	111.95	125.30	13.35	PK	Horizontal
3	5850.000	18.69	34.00	5.94	0.00	58.63	125.27	66.64	PK	Horizontal

Note:
1. Level = Reading + Cable loss + Antenna Factor + AMP
2. If Peak Result complies with AV limit, AV Result is deemed to comply with AV limit.
3. Test setup: RBW: 1 MHz, VBW: 3 MHz, Sweep time: auto.

TR-4-E-009 Radiated Emission Test Result

Test Date:	2024-06-20	**Tested By**:	Genliu
EUT:	Module	**Model Number**:	SKI.WB921AU.1
Test Mode:	AX20 TX 5745MHZ	**Power Supply**:	Battery
Condition:	Temp:21.9°C;Humi:51.0%	**Test Site**:	DDT 3# Chamber
File Path:	d:\ts\2024 report data\Q24053102-2E\FCC ABOVE1G 5.8G\8		
Memo:	Sample Number:S24053102-001 Power Setting:15		

Test Graph

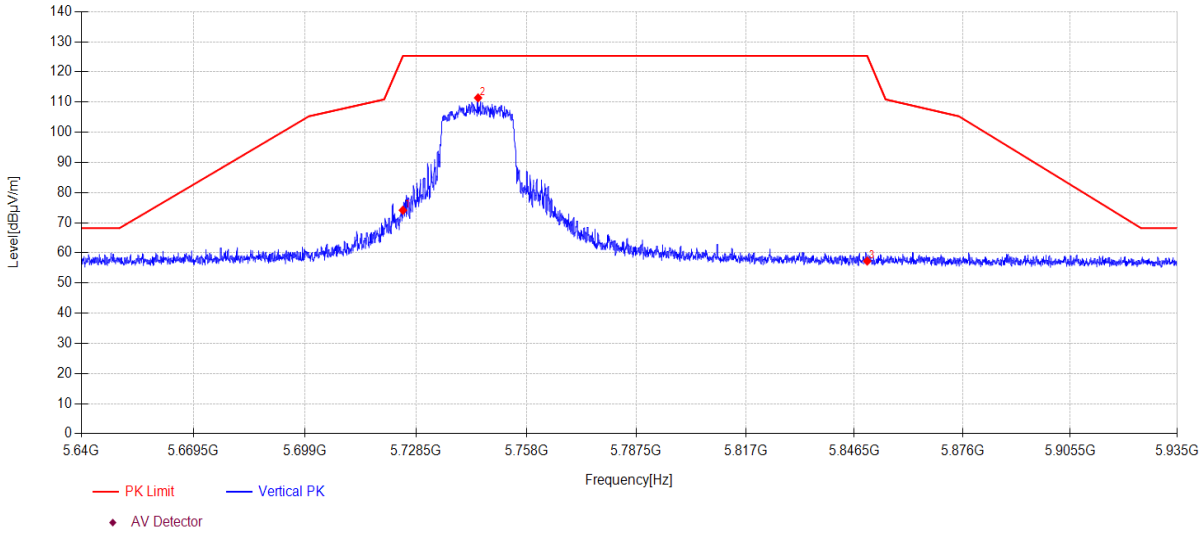

Data List										
NO.	**Freq. [MHz]**	**Reading [dBµV/m]**	**Antenna Factor [dB]**	**Cable loss [dB]**	**AMP [dB]**	**Level [dBµV/m]**	**Limit [dBµV/m]**	**Margin [dB]**	**Detector**	**Polarity**
1	5725.000	34.51	33.75	5.87	0.00	74.13	125.30	51.17	PK	Vertical
2	5745.050	71.66	33.87	5.88	0.00	111.41	125.30	13.89	PK	Vertical
3	5850.000	17.35	34.00	5.94	0.00	57.29	125.27	67.98	PK	Vertical

Note:
1. Level = Reading + Cable loss + Antenna Factor + AMP
2. If Peak Result complies with AV limit, AV Result is deemed to comply with AV limit.
3. Test setup: RBW: 1 MHz, VBW: 3 MHz, Sweep time: auto.

TR-4-E-009 Radiated Emission Test Result

Test Date:	2024-06-20	**Tested By**:	Genliu
EUT:	Module	**Model Number**:	SKI.WB921AU.1
Test Mode:	AX20 TX 5785MHZ	**Power Supply**:	Battery
Condition:	Temp:21.9°C;Humi:51.0%	**Test Site**:	DDT 3# Chamber
File Path:	d:\ts\2024 report data\Q24053102-2E\FCC ABOVE1G 5.8G\9		
Memo:	Sample Number:S24053102-001 Power Setting:15		

Test Graph

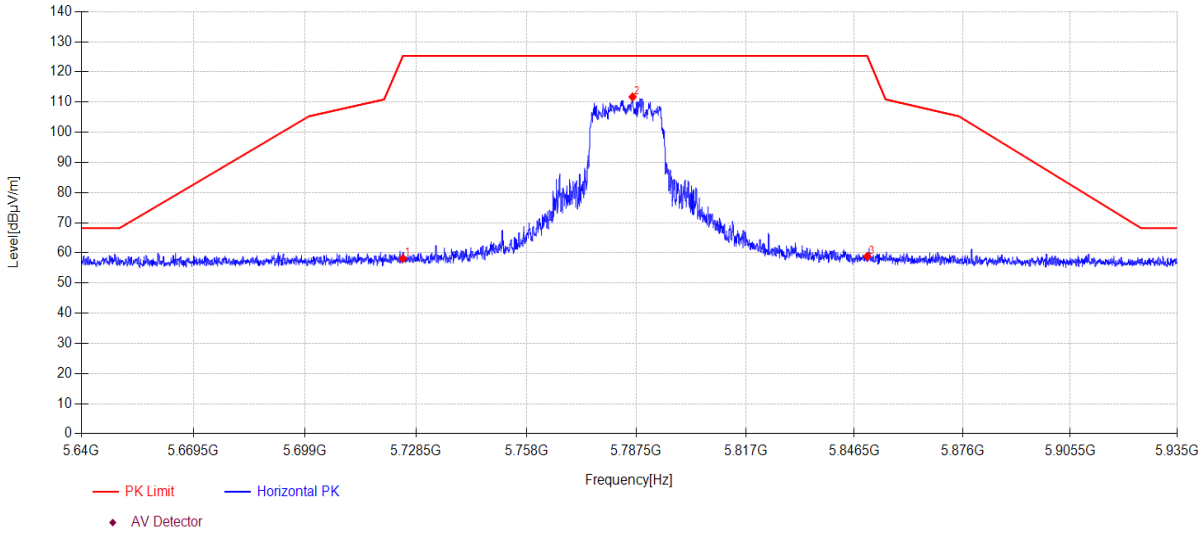

Data List										
NO.	**Freq. [MHz]**	**Reading [dBµV/m]**	**Antenna Factor [dB]**	**Cable loss [dB]**	**AMP [dB]**	**Level [dBµV/m]**	**Limit [dBµV/m]**	**Margin [dB]**	**Detector**	**Polarity**
1	5725.000	18.50	33.75	5.87	0.00	58.12	125.30	67.18	PK	Horizontal
2	5786.497	71.71	34.12	5.90	0.00	111.73	125.30	13.57	PK	Horizontal
3	5850.000	18.90	34.00	5.94	0.00	58.84	125.27	66.43	PK	Horizontal

Note:
1. Level = Reading + Cable loss + Antenna Factor + AMP
2. If Peak Result complies with AV limit, AV Result is deemed to comply with AV limit.
3. Test setup: RBW: 1 MHz, VBW: 3 MHz, Sweep time: auto.

TR-4-E-009 Radiated Emission Test Result

Test Date:	2024-06-20	**Tested By**:	Genliu
EUT:	Module	**Model Number**:	SKI.WB921AU.1
Test Mode:	AX20 TX 5785MHZ	**Power Supply**:	Battery
Condition:	Temp:21.9°C;Humi:51.0%	**Test Site**:	DDT 3# Chamber
File Path:	d:\ts\2024 report data\Q24053102-2E\FCC ABOVE1G 5.8G\10		
Memo:	Sample Number:S24053102-001 Power Setting:15		

Test Graph

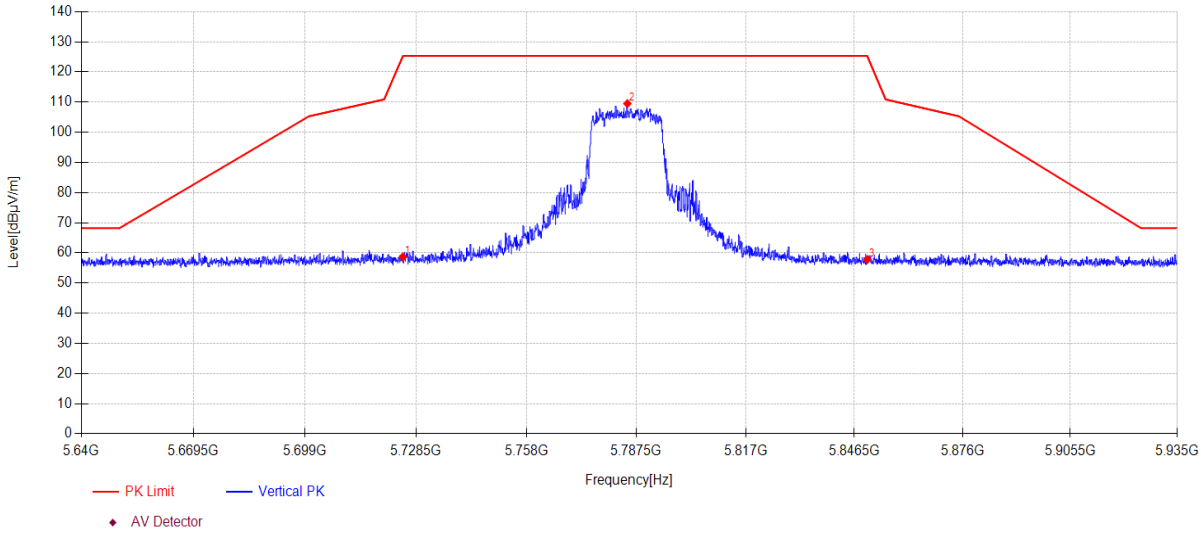

Data List										
NO.	**Freq. [MHz]**	**Reading [dBµV/m]**	**Antenna Factor [dB]**	**Cable loss [dB]**	**AMP [dB]**	**Level [dBµV/m]**	**Limit [dBµV/m]**	**Margin [dB]**	**Detector**	**Polarity**
1	5725.000	19.04	33.75	5.87	0.00	58.66	125.30	66.64	PK	Vertical
2	5785.081	69.50	34.11	5.90	0.00	109.51	125.30	15.79	PK	Vertical
3	5850.000	17.86	34.00	5.94	0.00	57.80	125.27	67.47	PK	Vertical

Note:
1. Level = Reading + Cable loss + Antenna Factor + AMP
2. If Peak Result complies with AV limit, AV Result is deemed to comply with AV limit.
3. Test setup: RBW: 1 MHz, VBW: 3 MHz, Sweep time: auto.

TR-4-E-009 Radiated Emission Test Result

Test Date:	2024-06-20	**Tested By**:	Genliu
EUT:	Module	**Model Number**:	SKI.WB921AU.1
Test Mode:	AX20 TX 5825MHZ	**Power Supply**:	Battery
Condition:	Temp:21.9°C;Humi:51.0%	**Test Site**:	DDT 3# Chamber
File Path:	d:\ts\2024 report data\Q24053102-2E\FCC ABOVE1G 5.8G\11		
Memo:	Sample Number:S24053102-001 Power Setting:15		

Test Graph

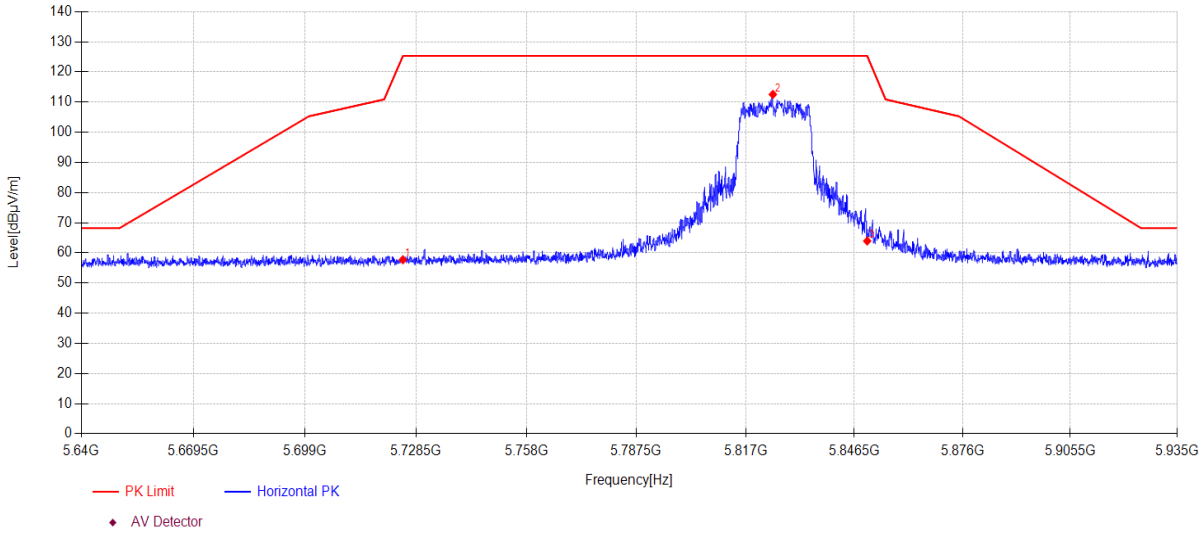

Data List										
NO.	**Freq. [MHz]**	**Reading [dBµV/m]**	**Antenna Factor [dB]**	**Cable loss [dB]**	**AMP [dB]**	**Level [dBµV/m]**	**Limit [dBµV/m]**	**Margin [dB]**	**Detector**	**Polarity**
1	5725.000	18.10	33.75	5.87	0.00	57.72	125.30	67.58	PK	Horizontal
2	5824.375	72.54	34.10	5.92	0.00	112.56	125.30	12.74	PK	Horizontal
3	5850.000	24.00	34.00	5.94	0.00	63.94	125.27	61.33	PK	Horizontal

Note:
1. Level = Reading + Cable loss + Antenna Factor + AMP
2. If Peak Result complies with AV limit, AV Result is deemed to comply with AV limit.
3. Test setup: RBW: 1 MHz, VBW: 3 MHz, Sweep time: auto.

TR-4-E-009 Radiated Emission Test Result

Test Date:	2024-06-20	**Tested By**:	Genliu
EUT:	Module	**Model Number**:	SKI.WB921AU.1
Test Mode:	AX20 TX 5825MHZ	**Power Supply**:	Battery
Condition:	Temp:21.9°C;Humi:51.0%	**Test Site**:	DDT 3# Chamber
File Path:	d:\ts\2024 report data\Q24053102-2E\FCC ABOVE1G 5.8G\12		
Memo:	Sample Number:S24053102-001 Power Setting:15		

Test Graph

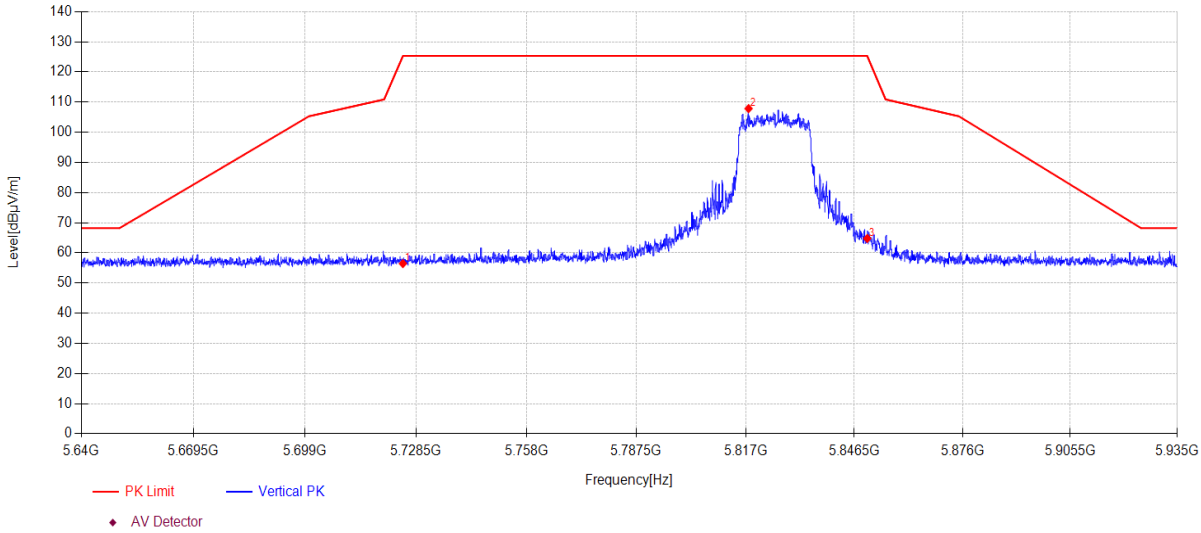

Data List										
NO.	**Freq. [MHz]**	**Reading [dBµV/m]**	**Antenna Factor [dB]**	**Cable loss [dB]**	**AMP [dB]**	**Level [dBµV/m]**	**Limit [dBµV/m]**	**Margin [dB]**	**Detector**	**Polarity**
1	5725.000	16.83	33.75	5.87	0.00	56.45	125.30	68.85	PK	Vertical
2	5817.797	67.81	34.13	5.92	0.00	107.86	125.30	17.44	PK	Vertical
3	5850.000	24.85	34.00	5.94	0.00	64.79	125.27	60.48	PK	Vertical

Note:
1. Level = Reading + Cable loss + Antenna Factor + AMP
2. If Peak Result complies with AV limit, AV Result is deemed to comply with AV limit.
3. Test setup: RBW: 1 MHz, VBW: 3 MHz, Sweep time: auto.

TR-4-E-009 Radiated Emission Test Result

Test Date:	2024-06-20	**Tested By**:	Genliu
EUT:	Module	**Model Number**:	SKI.WB921AU.1
Test Mode:	N40 TX 5755MHZ	**Power Supply**:	Battery
Condition:	Temp:21.9°C;Humi:51.0%	**Test Site**:	DDT 3# Chamber
File Path:	d:\ts\2024 report data\Q24053102-2E\FCC ABOVE1G 5.8G\43		
Memo:	Sample Number:S24053102-001 Power Setting:15		

Test Graph

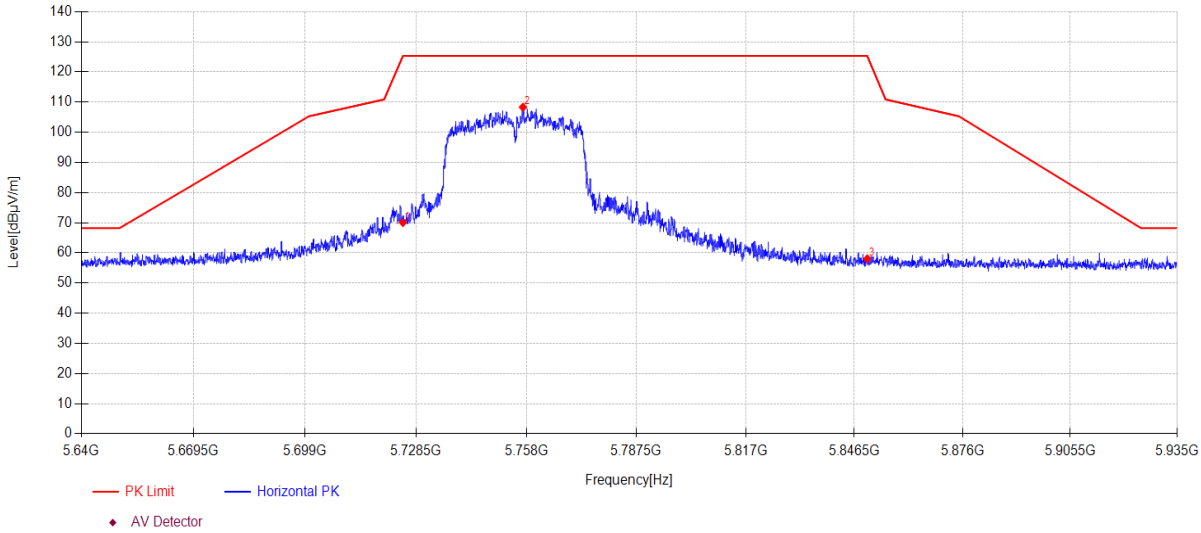

Data List

NO.	Freq. [MHz]	Reading [dBµV/m]	Antenna Factor [dB]	Cable loss [dB]	AMP [dB]	Level [dBµV/m]	Limit [dBµV/m]	Margin [dB]	Detector	Polarity
1	5725.000	30.48	33.75	5.87	0.00	70.10	125.30	55.20	PK	Horizontal
2	5757.056	68.50	33.94	5.89	0.00	108.33	125.30	16.97	PK	Horizontal
3	5850.000	18.08	34.00	5.94	0.00	58.02	125.27	67.25	PK	Horizontal

Note:
1. Level = Reading + Cable loss + Antenna Factor + AMP
2. If Peak Result complies with AV limit, AV Result is deemed to comply with AV limit.
3. Test setup: RBW: 1 MHz, VBW: 3 MHz, Sweep time: auto.

TR-4-E-009 Radiated Emission Test Result

Test Date:	2024-06-20	**Tested By**:	Genliu
EUT:	Module	**Model Number**:	SKI.WB921AU.1
Test Mode:	N40 TX 5755MHZ	**Power Supply**:	Battery
Condition:	Temp:21.9°C;Humi:51.0%	**Test Site**:	DDT 3# Chamber
File Path:	d:\ts\2024 report data\Q24053102-2E\FCC ABOVE1G 5.8G\44		
Memo:	Sample Number:S24053102-001 Power Setting:15		

Test Graph

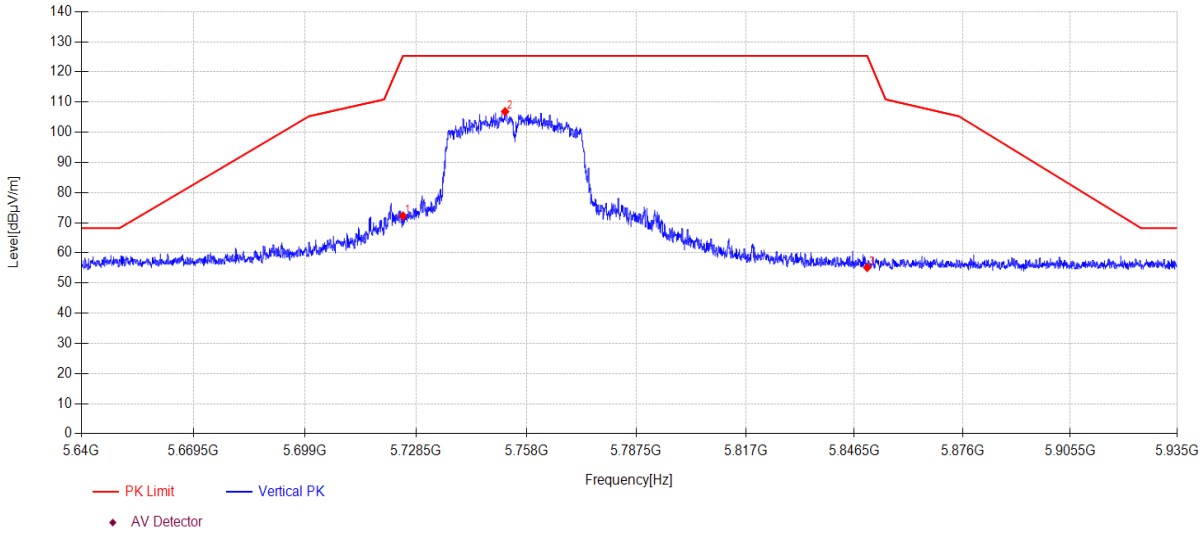

Data List										
NO.	**Freq. [MHz]**	**Reading [dBµV/m]**	**Antenna Factor [dB]**	**Cable loss [dB]**	**AMP [dB]**	**Level [dBµV/m]**	**Limit [dBµV/m]**	**Margin [dB]**	**Detector**	**Polarity**
1	5725.000	32.65	33.75	5.87	0.00	72.27	125.30	53.03	PK	Vertical
2	5752.277	67.06	33.91	5.89	0.00	106.86	125.30	18.44	PK	Vertical
3	5850.000	15.20	34.00	5.94	0.00	55.14	125.27	70.13	PK	Vertical

Note:
1. Level = Reading + Cable loss + Antenna Factor + AMP
2. If Peak Result complies with AV limit, AV Result is deemed to comply with AV limit.
3. Test setup: RBW: 1 MHz, VBW: 3 MHz, Sweep time: auto.

TR-4-E-009 Radiated Emission Test Result

Test Date:	2024-06-20	**Tested By**:	Genliu
EUT:	Module	**Model Number**:	SKI.WB921AU.1
Test Mode:	N40 TX 5795MHZ	**Power Supply**:	Battery
Condition:	Temp:21.9°C;Humi:51.0%	**Test Site**:	DDT 3# Chamber
File Path:	d:\ts\2024 report data\Q24053102-2E\FCC ABOVE1G 5.8G\41		
Memo:	Sample Number:S24053102-001 Power Setting:15		

Test Graph

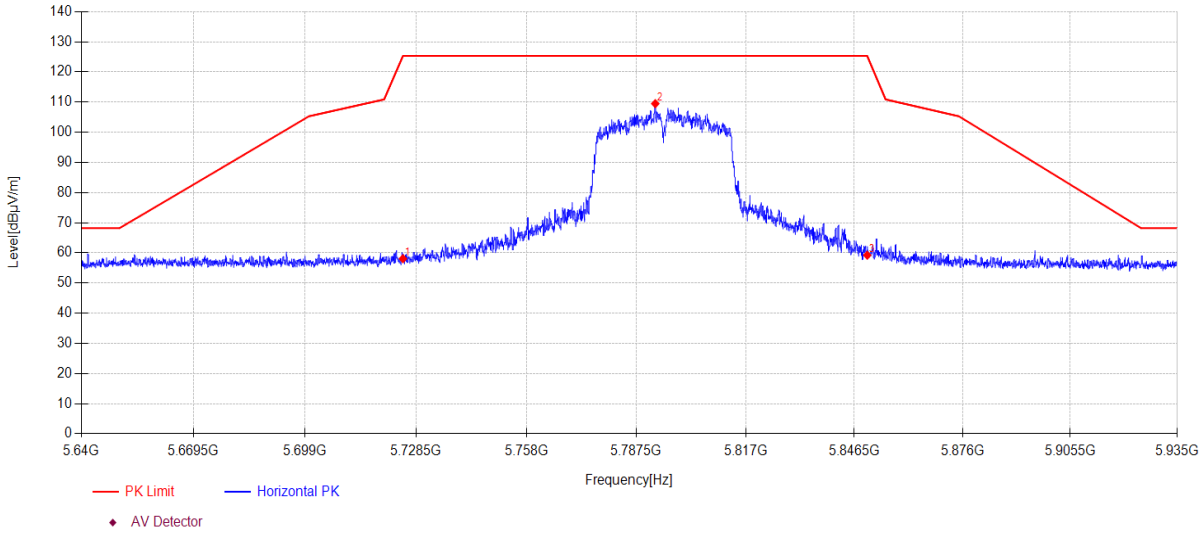

Data List										
NO.	**Freq. [MHz]**	**Reading [dBµV/m]**	**Antenna Factor [dB]**	**Cable loss [dB]**	**AMP [dB]**	**Level [dBµV/m]**	**Limit [dBµV/m]**	**Margin [dB]**	**Detector**	**Polarity**
1	5725.000	18.45	33.75	5.87	0.00	58.07	125.30	67.23	PK	Horizontal
2	5792.604	69.42	34.16	5.91	0.00	109.49	125.30	15.81	PK	Horizontal
3	5850.000	19.29	34.00	5.94	0.00	59.23	125.27	66.04	PK	Horizontal

Note:
1. Level = Reading + Cable loss + Antenna Factor + AMP
2. If Peak Result complies with AV limit, AV Result is deemed to comply with AV limit.
3. Test setup: RBW: 1 MHz, VBW: 3 MHz, Sweep time: auto.

TR-4-E-009 Radiated Emission Test Result

Test Date:	2024-06-20	**Tested By**:	Genliu
EUT:	Module	**Model Number**:	SKI.WB921AU.1
Test Mode:	N40 TX 5795MHZ	**Power Supply**:	Battery
Condition:	Temp:21.9°C;Humi:51.0%	**Test Site**:	DDT 3# Chamber
File Path:	d:\ts\2024 report data\Q24053102-2E\FCC ABOVE1G 5.8G\42		
Memo:	Sample Number:S24053102-001 Power Setting:15		

Test Graph

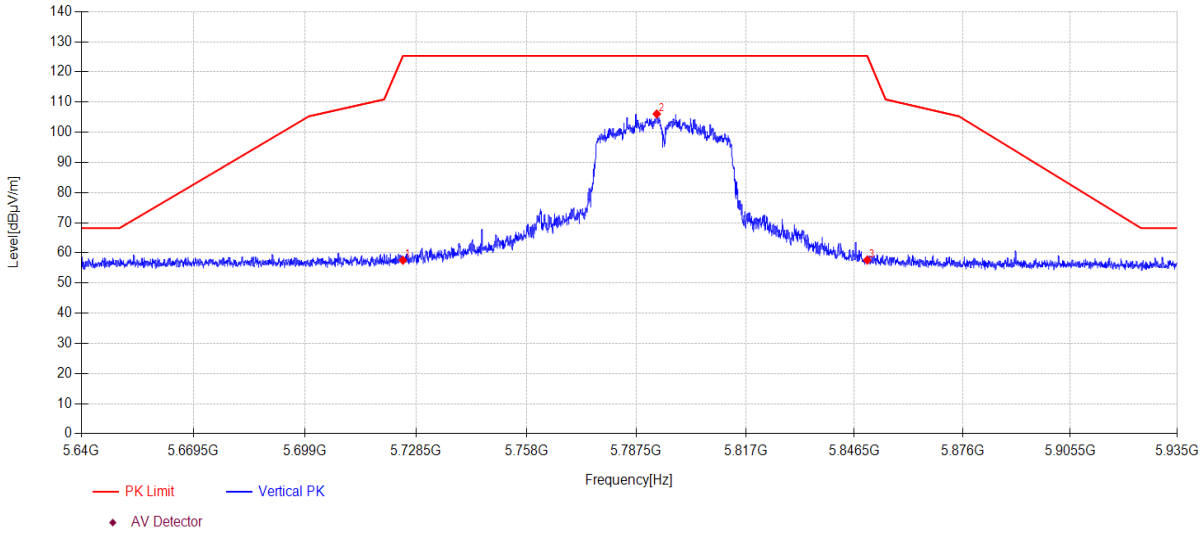

Data List										
NO.	**Freq. [MHz]**	**Reading [dBµV/m]**	**Antenna Factor [dB]**	**Cable loss [dB]**	**AMP [dB]**	**Level [dBµV/m]**	**Limit [dBµV/m]**	**Margin [dB]**	**Detector**	**Polarity**
1	5725.000	17.92	33.75	5.87	0.00	57.54	125.30	67.76	PK	Vertical
2	5793.017	66.00	34.16	5.91	0.00	106.07	125.30	19.23	PK	Vertical
3	5850.000	17.67	34.00	5.94	0.00	57.61	125.27	67.66	PK	Vertical

Note:
1. Level = Reading + Cable loss + Antenna Factor + AMP
2. If Peak Result complies with AV limit, AV Result is deemed to comply with AV limit.
3. Test setup: RBW: 1 MHz, VBW: 3 MHz, Sweep time: auto.

TR-4-E-009 Radiated Emission Test Result

Test Date:	2024-06-20	**Tested By**:	Genliu
EUT:	Module	**Model Number**:	SKI.WB921AU.1
Test Mode:	AC40 TX 5755MHZ	**Power Supply**:	Battery
Condition:	Temp:21.9°C;Humi:51.0%	**Test Site**:	DDT 3# Chamber
File Path:	d:\ts\2024 report data\Q24053102-2E\FCC ABOVE1G 5.8G\37		
Memo:	Sample Number:S24053102-001 Power Setting:15		

Test Graph

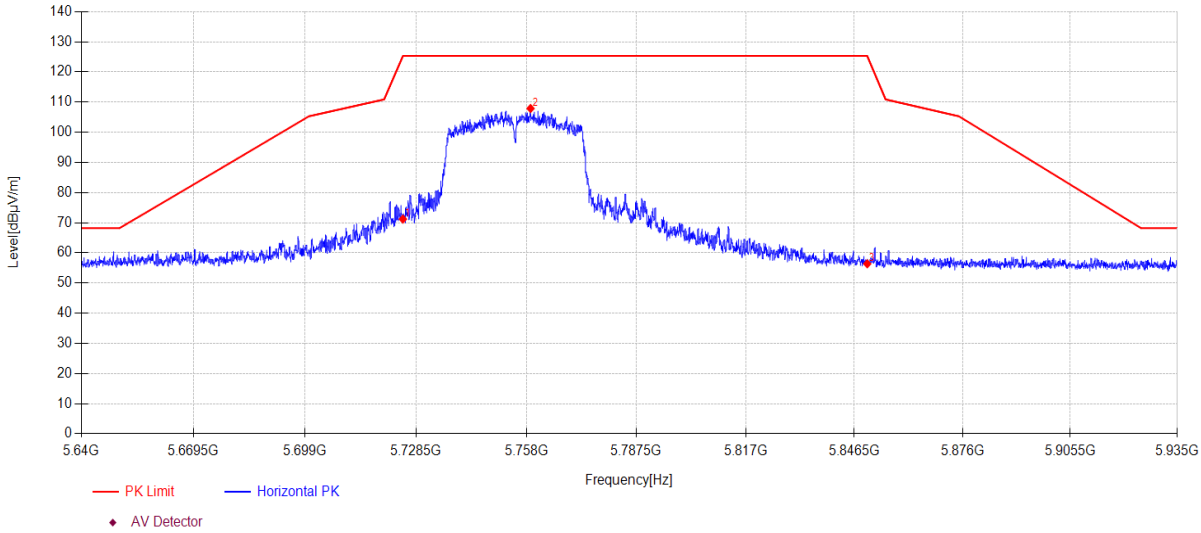

Data List										
NO.	**Freq. [MHz]**	**Reading [dBµV/m]**	**Antenna Factor [dB]**	**Cable loss [dB]**	**AMP [dB]**	**Level [dBµV/m]**	**Limit [dBµV/m]**	**Margin [dB]**	**Detector**	**Polarity**
1	5725.000	31.59	33.75	5.87	0.00	71.21	125.30	54.09	PK	Horizontal
2	5759.092	68.05	33.95	5.89	0.00	107.89	125.30	17.41	PK	Horizontal
3	5850.000	16.44	34.00	5.94	0.00	56.38	125.27	68.89	PK	Horizontal

Note:
1. Level = Reading + Cable loss + Antenna Factor + AMP
2. If Peak Result complies with AV limit, AV Result is deemed to comply with AV limit.
3. Test setup: RBW: 1 MHz, VBW: 3 MHz, Sweep time: auto.

TR-4-E-009 Radiated Emission Test Result

Test Date:	2024-06-20	**Tested By**:	Genliu
EUT:	Module	**Model Number**:	SKI.WB921AU.1
Test Mode:	AC40 TX 5755MHZ	**Power Supply**:	Battery
Condition:	Temp:21.9°C;Humi:51.0%	**Test Site**:	DDT 3# Chamber
File Path:	d:\ts\2024 report data\Q24053102-2E\FCC ABOVE1G 5.8G\38		
Memo:	Sample Number:S24053102-001 Power Setting:15		

Test Graph

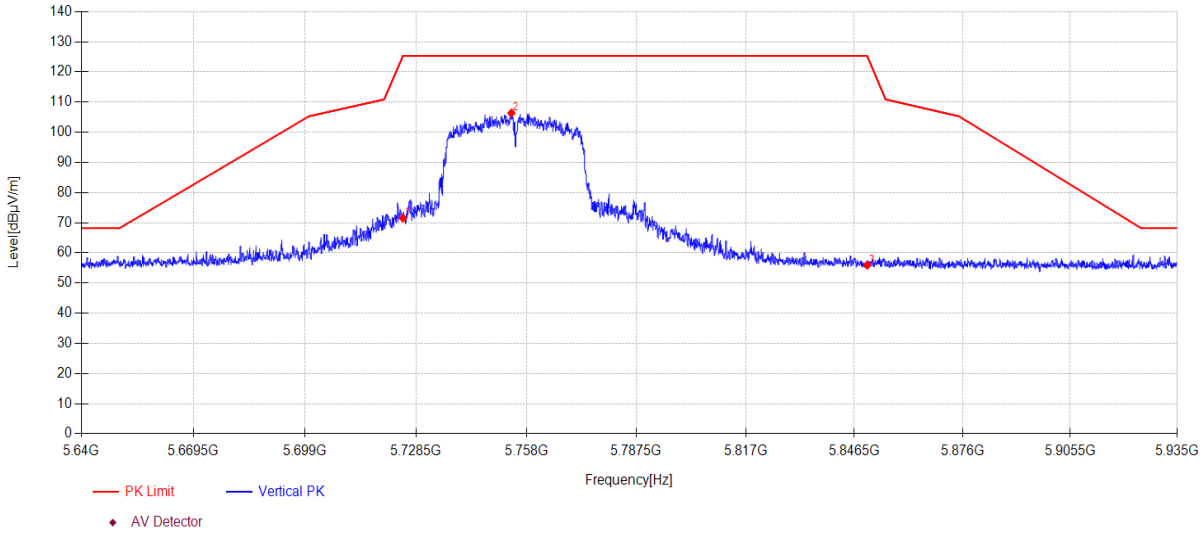

Data List										
NO.	**Freq. [MHz]**	**Reading [dBµV/m]**	**Antenna Factor [dB]**	**Cable loss [dB]**	**AMP [dB]**	**Level [dBµV/m]**	**Limit [dBµV/m]**	**Margin [dB]**	**Detector**	**Polarity**
1	5725.000	31.90	33.75	5.87	0.00	71.52	125.30	53.78	PK	Vertical
2	5753.959	66.55	33.92	5.89	0.00	106.36	125.30	18.94	PK	Vertical
3	5850.000	15.97	34.00	5.94	0.00	55.91	125.27	69.36	PK	Vertical

Note:
1. Level = Reading + Cable loss + Antenna Factor + AMP
2. If Peak Result complies with AV limit, AV Result is deemed to comply with AV limit.
3. Test setup: RBW: 1 MHz, VBW: 3 MHz, Sweep time: auto.

TR-4-E-009 Radiated Emission Test Result

Test Date:	2024-06-20	**Tested By**:	Genliu
EUT:	Module	**Model Number**:	SKI.WB921AU.1
Test Mode:	AC40 TX 5795MHZ	**Power Supply**:	Battery
Condition:	Temp:21.9°C;Humi:51.0%	**Test Site**:	DDT 3# Chamber
File Path:	d:\ts\2024 report data\Q24053102-2E\FCC ABOVE1G 5.8G\39		
Memo:	Sample Number:S24053102-001 Power Setting:15		

Test Graph

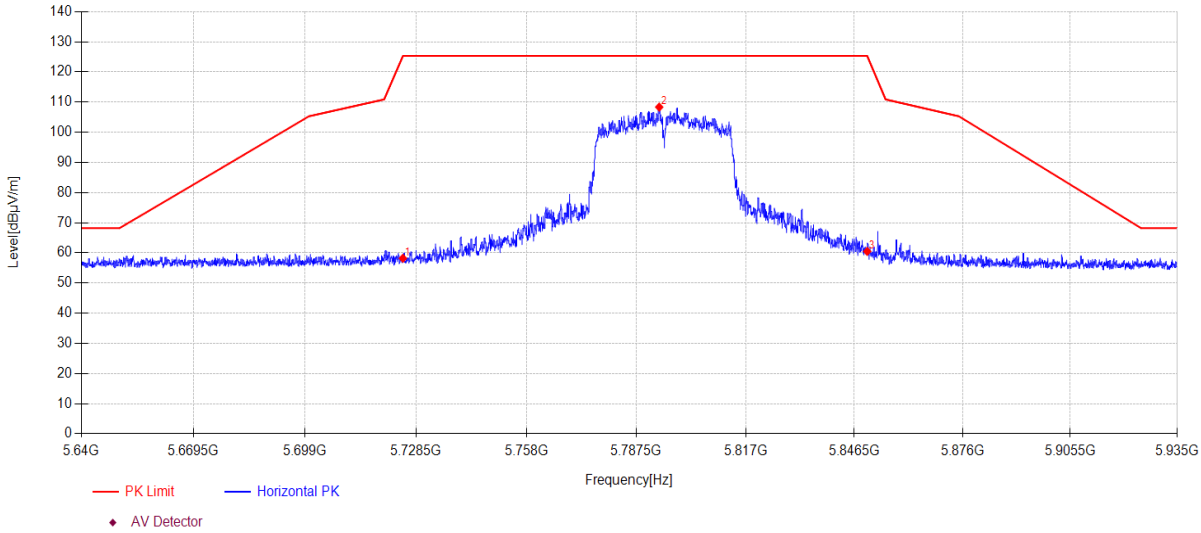

Data List										
NO.	**Freq. [MHz]**	**Reading [dBµV/m]**	**Antenna Factor [dB]**	**Cable loss [dB]**	**AMP [dB]**	**Level [dBµV/m]**	**Limit [dBµV/m]**	**Margin [dB]**	**Detector**	**Polarity**
1	5725.000	18.59	33.75	5.87	0.00	58.21	125.30	67.09	PK	Horizontal
2	5793.666	68.29	34.16	5.91	0.00	108.36	125.30	16.94	PK	Horizontal
3	5850.000	20.56	34.00	5.94	0.00	60.50	125.27	64.77	PK	Horizontal

Note:
1. Level = Reading + Cable loss + Antenna Factor + AMP
2. If Peak Result complies with AV limit, AV Result is deemed to comply with AV limit.
3. Test setup: RBW: 1 MHz, VBW: 3 MHz, Sweep time: auto.

TR-4-E-009 Radiated Emission Test Result

Test Date:	2024-06-20	**Tested By**:	Genliu
EUT:	Module	**Model Number**:	SKI.WB921AU.1
Test Mode:	AC40 TX 5795MHZ	**Power Supply**:	Battery
Condition:	Temp:21.9°C;Humi:51.0%	**Test Site**:	DDT 3# Chamber
File Path:	d:\ts\2024 report data\Q24053102-2E\FCC ABOVE1G 5.8G\40		
Memo:	Sample Number:S24053102-001 Power Setting:15		

Test Graph

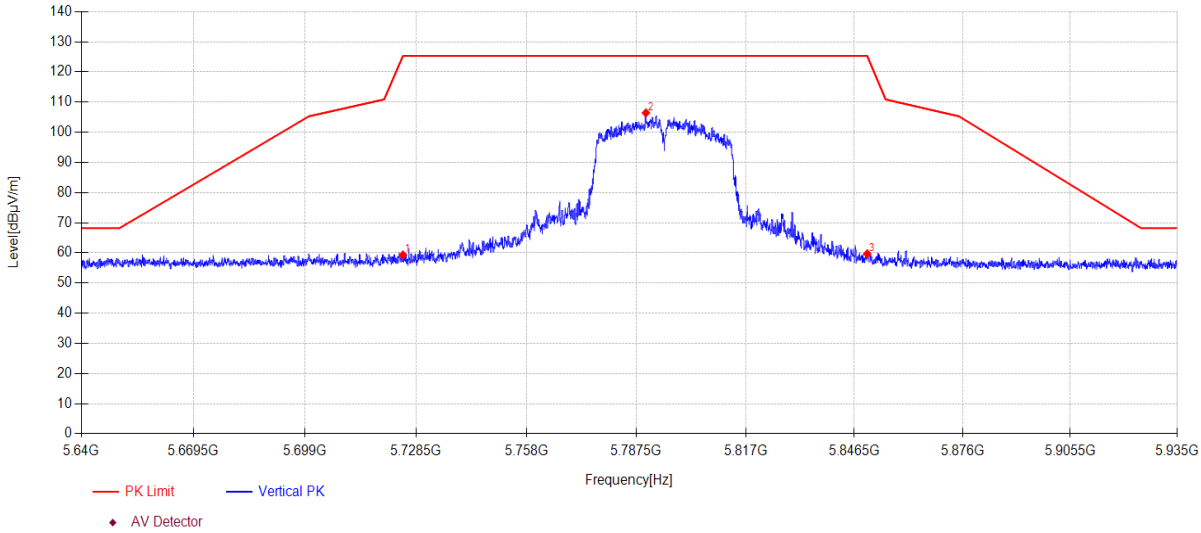

Data List										
N O.	**Freq. [MHz]**	**Reading [dBµV/m]**	**Antenna Factor [dB]**	**Cable loss [dB]**	**AMP [dB]**	**Level [dBµV/m]**	**Limit [dBµV/m]**	**Margin [dB]**	**Detector**	**Polarity**
1	5725.000	19.68	33.75	5.87	0.00	59.30	125.30	66.00	PK	Vertical
2	5790.067	66.38	34.14	5.91	0.00	106.43	125.30	18.87	PK	Vertical
3	5850.000	19.75	34.00	5.94	0.00	59.69	125.27	65.58	PK	Vertical

Note:
1. Level = Reading + Cable loss + Antenna Factor + AMP
2. If Peak Result complies with AV limit, AV Result is deemed to comply with AV limit.
3. Test setup: RBW: 1 MHz, VBW: 3 MHz, Sweep time: auto.

TR-4-E-009 Radiated Emission Test Result

Test Date:	2024-06-20	**Tested By**:	Genliu
EUT:	Module	**Model Number**:	SKI.WB921AU.1
Test Mode:	AX40 TX 5755MHZ	**Power Supply**:	Battery
Condition:	Temp:21.9°C;Humi:51.0%	**Test Site**:	DDT 3# Chamber
File Path:	d:\ts\2024 report data\Q24053102-2E\FCC ABOVE1G 5.8G\45		
Memo:	Sample Number:S24053102-001 Power Setting:15		

Test Graph

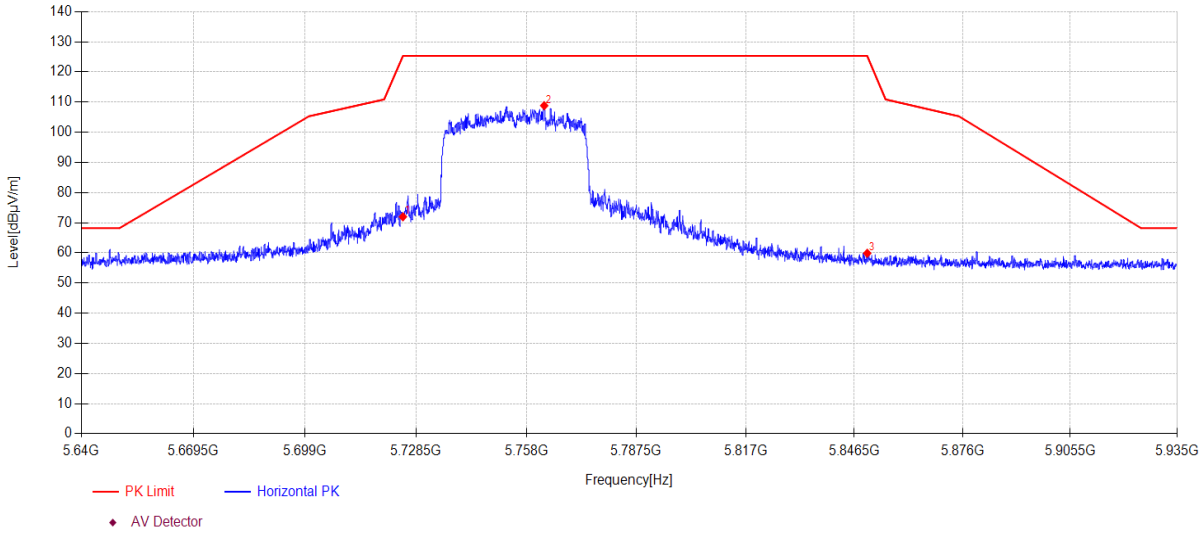

Data List										
NO.	**Freq. [MHz]**	**Reading [dBµV/m]**	**Antenna Factor [dB]**	**Cable loss [dB]**	**AMP [dB]**	**Level [dBµV/m]**	**Limit [dBµV/m]**	**Margin [dB]**	**Detector**	**Polarity**
1	5725.000	32.35	33.75	5.87	0.00	71.97	125.30	53.33	PK	Horizontal
2	5762.750	68.96	33.98	5.89	0.00	108.83	125.30	16.47	PK	Horizontal
3	5850.000	19.93	34.00	5.94	0.00	59.87	125.27	65.40	PK	Horizontal

Note:
1. Level = Reading + Cable loss + Antenna Factor + AMP
2. If Peak Result complies with AV limit, AV Result is deemed to comply with AV limit.
3. Test setup: RBW: 1 MHz, VBW: 3 MHz, Sweep time: auto.

TR-4-E-009 Radiated Emission Test Result

Test Date:	2024-06-20	**Tested By**:	Genliu
EUT:	Module	**Model Number**:	SKI.WB921AU.1
Test Mode:	AX40 TX 5755MHZ	**Power Supply**:	Battery
Condition:	Temp:21.9°C;Humi:51.0%	**Test Site**:	DDT 3# Chamber
File Path:	d:\ts\2024 report data\Q24053102-2E\FCC ABOVE1G 5.8G\46		
Memo:	Sample Number:S24053102-001 Power Setting:15		

Test Graph

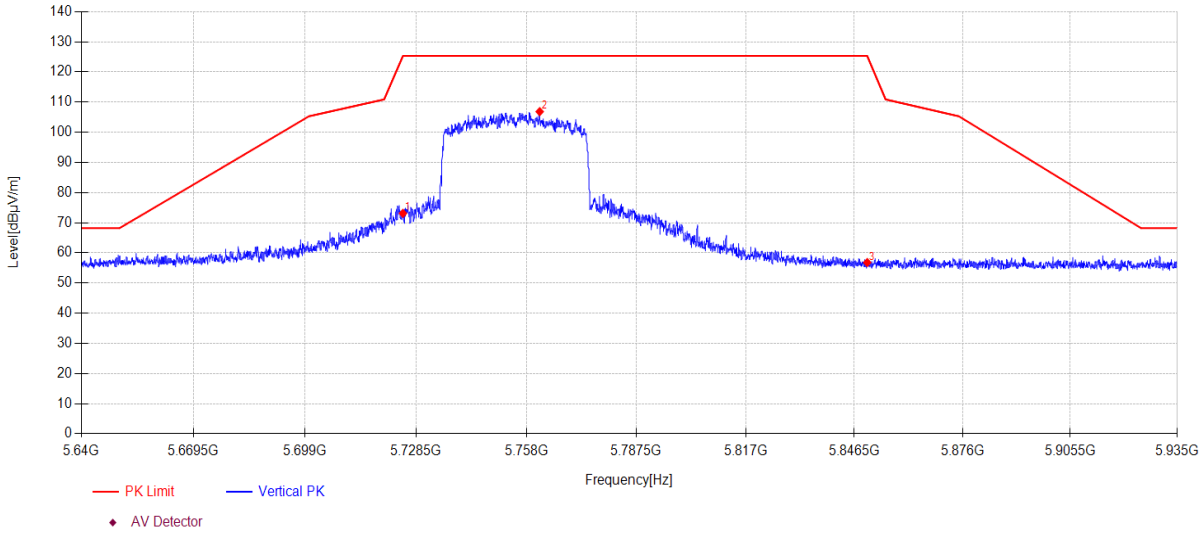

Data List										
NO.	**Freq. [MHz]**	**Reading [dBµV/m]**	**Antenna Factor [dB]**	**Cable loss [dB]**	**AMP [dB]**	**Level [dBµV/m]**	**Limit [dBµV/m]**	**Margin [dB]**	**Detector**	**Polarity**
1	5725.000	33.49	33.75	5.87	0.00	73.11	125.30	52.19	PK	Vertical
2	5761.540	66.99	33.97	5.89	0.00	106.85	125.30	18.45	PK	Vertical
3	5850.000	16.86	34.00	5.94	0.00	56.80	125.27	68.47	PK	Vertical

Note:
1. Level = Reading + Cable loss + Antenna Factor + AMP
2. If Peak Result complies with AV limit, AV Result is deemed to comply with AV limit.
3. Test setup: RBW: 1 MHz, VBW: 3 MHz, Sweep time: auto.

TR-4-E-009 Radiated Emission Test Result

Test Date:	2024-06-20	**Tested By**:	Genliu
EUT:	Module	**Model Number**:	SKI.WB921AU.1
Test Mode:	AX40 TX 5795MHZ	**Power Supply**:	Battery
Condition:	Temp:21.9°C;Humi:51.0%	**Test Site**:	DDT 3# Chamber
File Path:	d:\ts\2024 report data\Q24053102-2E\FCC ABOVE1G 5.8G\47		
Memo:	Sample Number:S24053102-001 Power Setting:15		

Test Graph

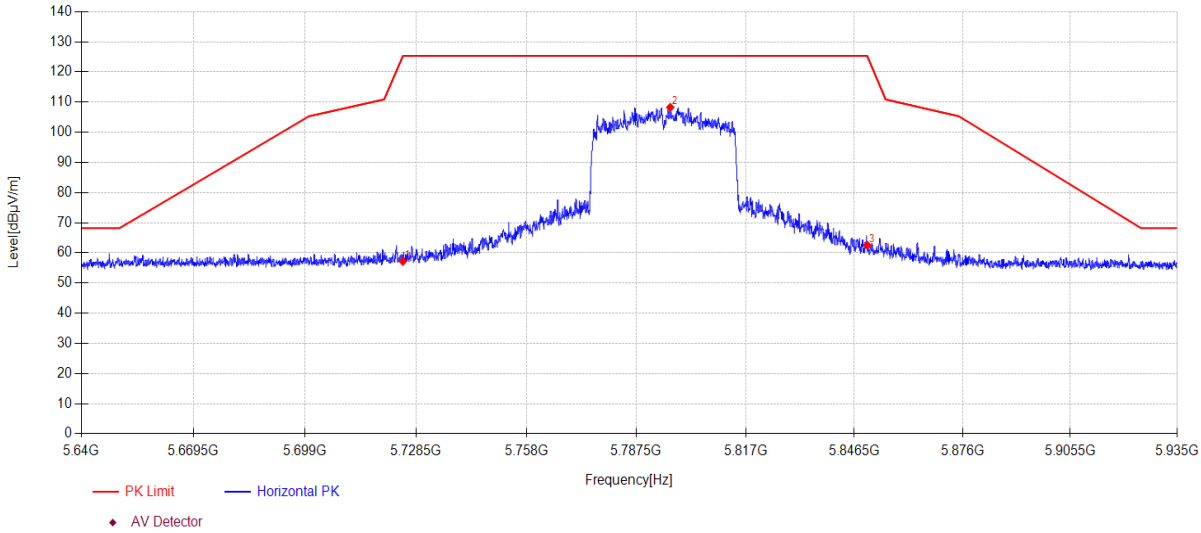

Data List										
NO.	**Freq. [MHz]**	**Reading [dBµV/m]**	**Antenna Factor [dB]**	**Cable loss [dB]**	**AMP [dB]**	**Level [dBµV/m]**	**Limit [dBµV/m]**	**Margin [dB]**	**Detector**	**Polarity**
1	5725.000	17.58	33.75	5.87	0.00	57.20	125.30	68.10	PK	Horizontal
2	5796.645	68.16	34.18	5.91	0.00	108.25	125.30	17.05	PK	Horizontal
3	5850.000	22.60	34.00	5.94	0.00	62.54	125.27	62.73	PK	Horizontal

Note:
1. Level = Reading + Cable loss + Antenna Factor + AMP
2. If Peak Result complies with AV limit, AV Result is deemed to comply with AV limit.
3. Test setup: RBW: 1 MHz, VBW: 3 MHz, Sweep time: auto.

TR-4-E-009 Radiated Emission Test Result

Test Date:	2024-06-20	**Tested By**:	Genliu
EUT:	Module	**Model Number**:	SKI.WB921AU.1
Test Mode:	AX40 TX 5795MHZ	**Power Supply**:	Battery
Condition:	Temp:21.9°C;Humi:51.0%	**Test Site**:	DDT 3# Chamber
File Path:	d:\ts\2024 report data\Q24053102-2E\FCC ABOVE1G 5.8G\48		
Memo:	Sample Number:S24053102-001 Power Setting:15		

Test Graph

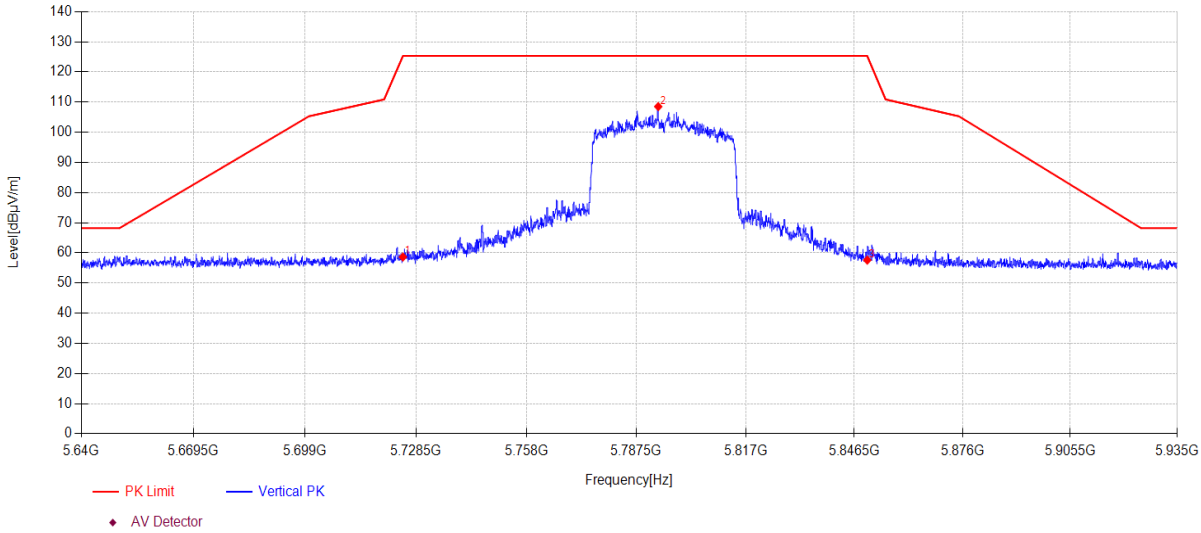

Data List										
NO.	**Freq. [MHz]**	**Reading [dBµV/m]**	**Antenna Factor [dB]**	**Cable loss [dB]**	**AMP [dB]**	**Level [dBµV/m]**	**Limit [dBµV/m]**	**Margin [dB]**	**Detector**	**Polarity**
1	5725.000	19.02	33.75	5.87	0.00	58.64	125.30	66.66	PK	Vertical
2	5793.400	68.45	34.16	5.91	0.00	108.52	125.30	16.78	PK	Vertical
3	5850.000	17.67	34.00	5.94	0.00	57.61	125.27	67.66	PK	Vertical

Note:
1. Level = Reading + Cable loss + Antenna Factor + AMP
2. If Peak Result complies with AV limit, AV Result is deemed to comply with AV limit.
3. Test setup: RBW: 1 MHz, VBW: 3 MHz, Sweep time: auto.

TR-4-E-009 Radiated Emission Test Result

Test Date:	2024-06-20	**Tested By**:	Genliu
EUT:	Module	**Model Number**:	SKI.WB921AU.1
Test Mode:	AC80 TX 5775MHZ	**Power Supply**:	Battery
Condition:	Temp:21.9°C;Humi:51.0%	**Test Site**:	DDT 3# Chamber
File Path:	d:\ts\2024 report data\Q24053102-2E\FCC ABOVE1G 5.8G\51		
Memo:	Sample Number:S24053102-001 Power Setting:15		

Test Graph

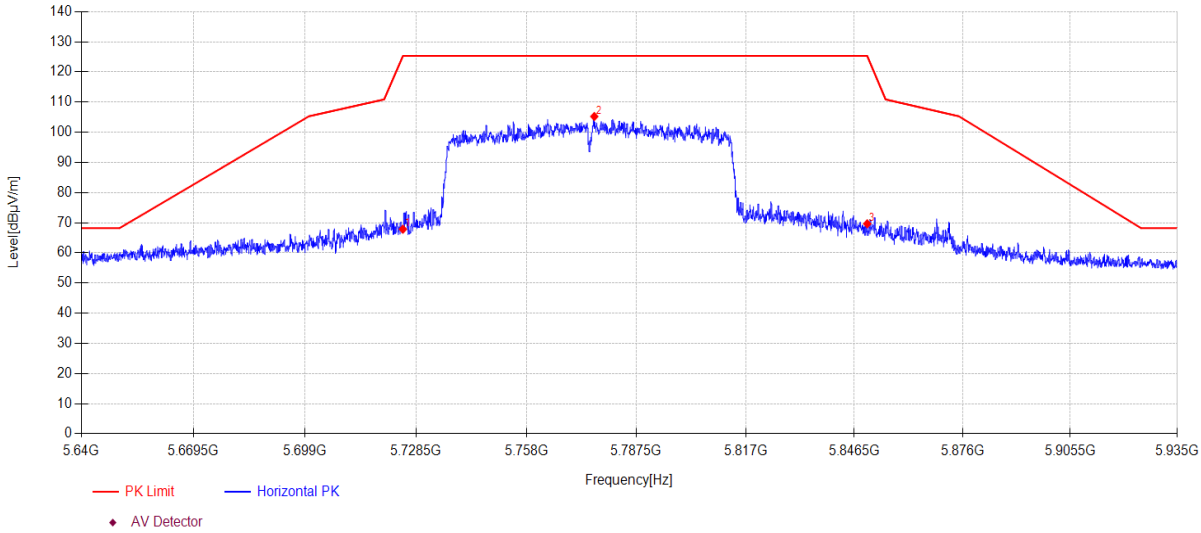

Data List										
NO.	**Freq. [MHz]**	**Reading [dBµV/m]**	**Antenna Factor [dB]**	**Cable loss [dB]**	**AMP [dB]**	**Level [dBµV/m]**	**Limit [dBµV/m]**	**Margin [dB]**	**Detector**	**Polarity**
1	5725.000	28.24	33.75	5.87	0.00	67.86	125.30	57.44	PK	Horizontal
2	5776.202	65.28	34.06	5.90	0.00	105.24	125.30	20.06	PK	Horizontal
3	5850.000	29.71	34.00	5.94	0.00	69.65	125.27	55.62	PK	Horizontal

Note:
1. Level = Reading + Cable loss + Antenna Factor + AMP
2. If Peak Result complies with AV limit, AV Result is deemed to comply with AV limit.
3. Test setup: RBW: 1 MHz, VBW: 3 MHz, Sweep time: auto.

TR-4-E-009 Radiated Emission Test Result

Test Date:	2024-06-20	**Tested By**:	Genliu
EUT:	Module	**Model Number**:	SKI.WB921AU.1
Test Mode:	AC80 TX 5775MHZ	**Power Supply**:	Battery
Condition:	Temp:21.9°C;Humi:51.0%	**Test Site**:	DDT 3# Chamber
File Path:	d:\ts\2024 report data\Q24053102-2E\FCC ABOVE1G 5.8G\52		
Memo:	Sample Number:S24053102-001 Power Setting:15		

Test Graph

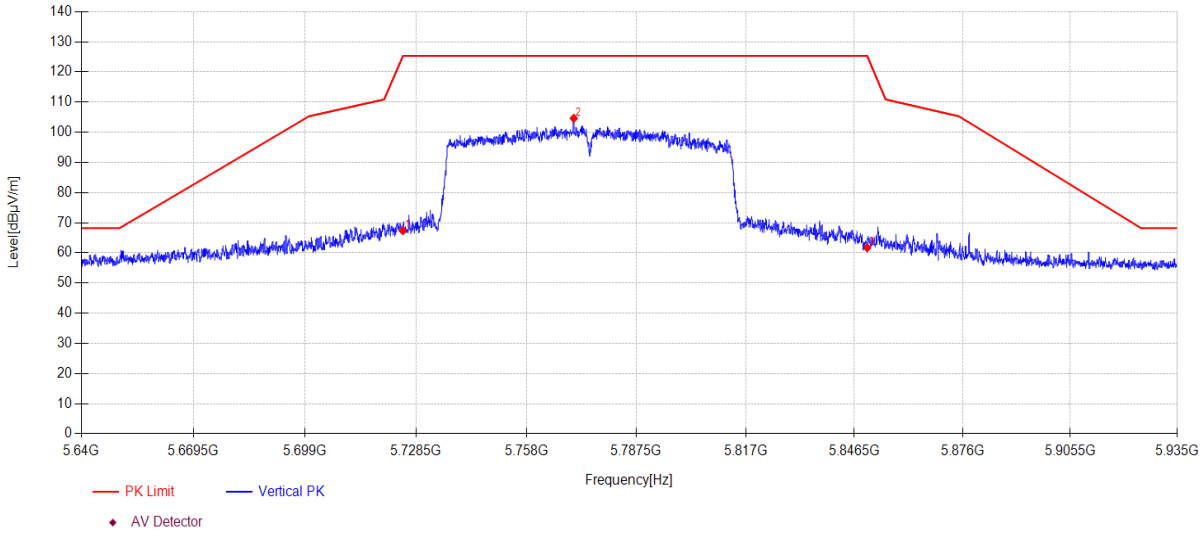

Data List										
NO.	**Freq. [MHz]**	**Reading [dBµV/m]**	**Antenna Factor [dB]**	**Cable loss [dB]**	**AMP [dB]**	**Level [dBµV/m]**	**Limit [dBµV/m]**	**Margin [dB]**	**Detector**	**Polarity**
1	5725.000	27.74	33.75	5.87	0.00	67.36	125.30	57.94	PK	Vertical
2	5770.685	64.70	34.02	5.90	0.00	104.62	125.30	20.68	PK	Vertical
3	5850.000	21.75	34.00	5.94	0.00	61.69	125.27	63.58	PK	Vertical

Note:
1. Level = Reading + Cable loss + Antenna Factor + AMP
2. If Peak Result complies with AV limit, AV Result is deemed to comply with AV limit.
3. Test setup: RBW: 1 MHz, VBW: 3 MHz, Sweep time: auto.

TR-4-E-009 Radiated Emission Test Result

Test Date:	2024-06-20	**Tested By**:	Genliu
EUT:	Module	**Model Number**:	SKI.WB921AU.1
Test Mode:	AX80 TX 5775MHZ	**Power Supply**:	Battery
Condition:	Temp:21.9°C;Humi:51.0%	**Test Site**:	DDT 3# Chamber
File Path:	d:\ts\2024 report data\Q24053102-2E\FCC ABOVE1G 5.8G\49		
Memo:	Sample Number:S24053102-001 Power Setting:15		

Test Graph

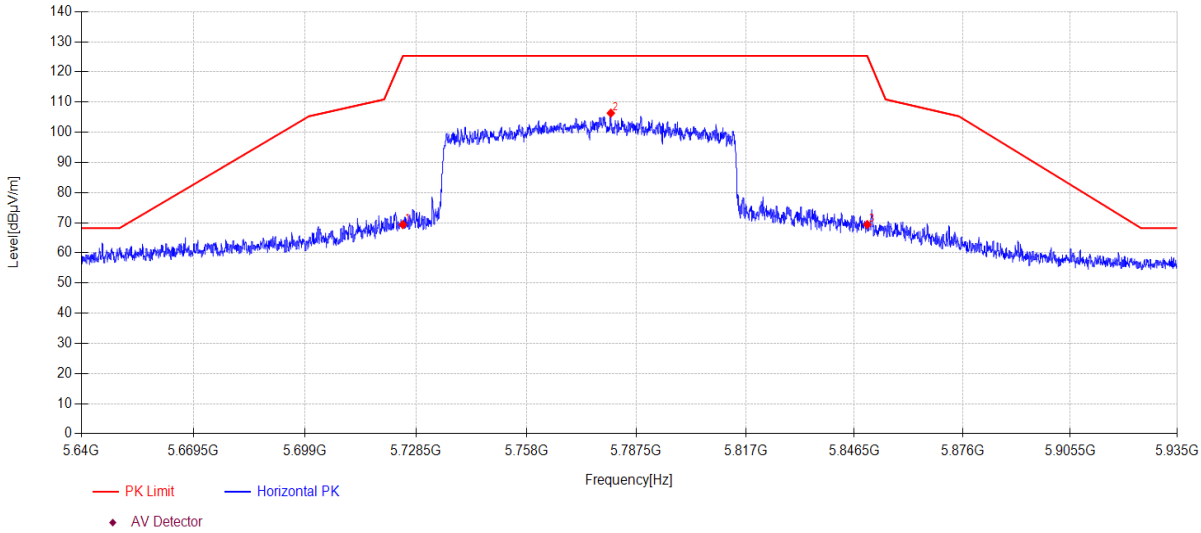

Data List										
N O.	**Freq. [MHz]**	**Reading [dBµV/m]**	**Antenna Factor [dB]**	**Cable loss [dB]**	**AMP [dB]**	**Level [dBµV/m]**	**Limit [dBµV/m]**	**Margin [dB]**	**Detector**	**Polarity**
1	5725.000	29.74	33.75	5.87	0.00	69.36	125.30	55.94	PK	Horizontal
2	5780.656	66.37	34.08	5.90	0.00	106.35	125.30	18.95	PK	Horizontal
3	5850.000	29.47	34.00	5.94	0.00	69.41	125.27	55.86	PK	Horizontal

Note:
1. Level = Reading + Cable loss + Antenna Factor + AMP
2. If Peak Result complies with AV limit, AV Result is deemed to comply with AV limit.
3. Test setup: RBW: 1 MHz, VBW: 3 MHz, Sweep time: auto.

TR-4-E-009 Radiated Emission Test Result

Test Date:	2024-06-20	**Tested By**:	Genliu
EUT:	Module	**Model Number**:	SKI.WB921AU.1
Test Mode:	AX80 TX 5775MHZ	**Power Supply**:	Battery
Condition:	Temp:21.9°C;Humi:51.0%	**Test Site**:	DDT 3# Chamber
File Path:	d:\ts\2024 report data\Q24053102-2E\FCC ABOVE1G 5.8G\50		
Memo:	Sample Number:S24053102-001 Power Setting:15		

Test Graph

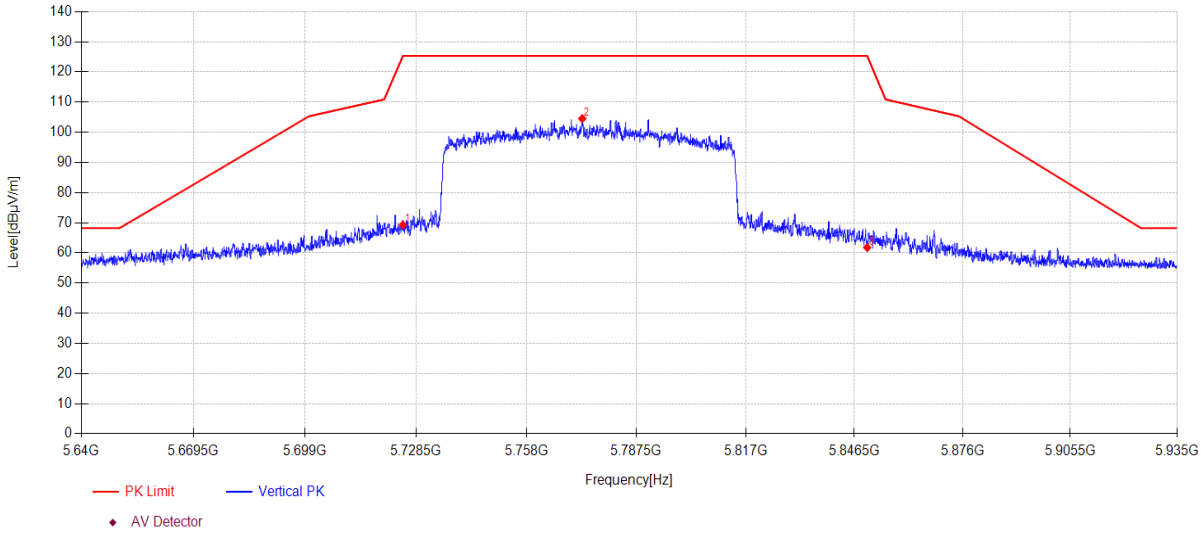

Data List										
NO.	**Freq. [MHz]**	**Reading [dBµV/m]**	**Antenna Factor [dB]**	**Cable loss [dB]**	**AMP [dB]**	**Level [dBµV/m]**	**Limit [dBµV/m]**	**Margin [dB]**	**Detector**	**Polarity**
1	5725.000	29.64	33.75	5.87	0.00	69.26	125.30	56.04	PK	Vertical
2	5772.957	64.59	34.04	5.90	0.00	104.53	125.30	20.77	PK	Vertical
3	5850.000	21.84	34.00	5.94	0.00	61.78	125.27	63.49	PK	Vertical

Note:
1. Level = Reading + Cable loss + Antenna Factor + AMP
2. If Peak Result complies with AV limit, AV Result is deemed to comply with AV limit.
3. Test setup: RBW: 1 MHz, VBW: 3 MHz, Sweep time: auto.

12.Power Line Conducted Emissions

12.1. Test equipment

Equipment	Manufacturer	Model No.	Serial No.	Cal Due To
Δ-shaped artificial power network	SCHWARZBECK	PVDC 8301	DDT-ZC03939	2025/04/01
Pulse Limiter	SCHWARZBECK	VTSD 9561	DDT-ZC02128	2024/07/14
EMI Test Receiver	R&S	ESCI/E3	DDT-ZC01297	2024/07/11
Condected Radiated Software	Audix	E3	DDT-ZC00562	/
Two Line V-Network	R&S	ENV216	DDT-ZC02056	2024/07/11
RF Cable	Yuhu Technology	Z806-NJ-NJ-6M	DDT-ZC02004	2024/07/14
Three-phase artificial power network	SCHWARZBECK	NSLK 8163	DDT-ZC01572	2024/07/11
Two Line V-Network	R&S	ENV216	DDT-ZC02059	2024/07/11

12.2. Block diagram of test setup

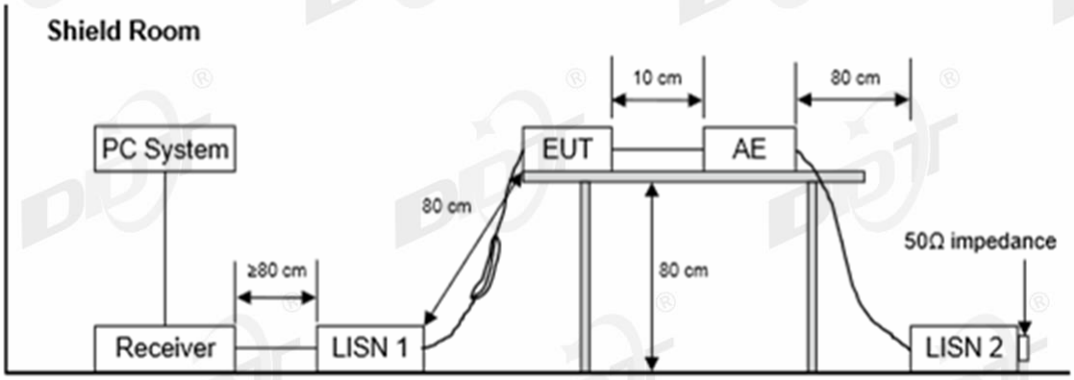

12.3. Limits

Frequency	Quasi-Peak Level dB(mV)	Average Level dB(mV)
150 kHz~500 kHz	66 ~ 56*	56 ~ 46*
500 kHz~5 MHz	56	46
5 MHz~30 MHz	60	50

Note 1: * Decreasing linearly with logarithm of frequency.

Note 2: The lower limit shall apply at the transition frequencies.

12.4. Assistant equipment used for test

Assistant equipment	Manufacturer	Model number	Description	other
/	/	/	/	/

12.5. Test procedure

The EUT and Support equipment, if needed, were put placed on a non-metallic table, 80cm above the ground plane.

All support equipment power received from a second LISN.

Emissions were measured on each current carrying line of the EUT using an EMI Test Receiver connected to the LISN powering the EUT.

The Receiver scanned from 150 kHz to 30 MHz for emissions in each of the test modes.

During the above scans, the emissions were maximized by cable manipulation.

The test mode(s) described in clause 2.4 were scanned during the preliminary test.

After the preliminary scan, we found the test mode producing the highest emission level.

The EUT configuration and worse cable configuration of the above highest emission levels were recorded for reference of the final test.

EUT and support equipment were set up on the test bench as per the configuration with highest emission level in the preliminary test.

A scan was taken on both power lines, Neutral and Line, recording at least the six highest emissions.

Emission frequency and amplitude were recorded into a computer in which correction factors were used to calculate the emission level and compare reading to the applicable limit.

The test data of the worst-case condition(s) was recorded.

The bandwidth of test receiver is set at 9 kHz.

12.6. Test result

N/A

Measurements to demonstrate compliance with the conducted limits are not required for devices which do not operate from the AC power lines or contain provisions for operation while connected to the AC power lines.

14. Photos of the EUT

Please refer to DDT-Q24053102-1E appendix I

----------End Report----------