AVG

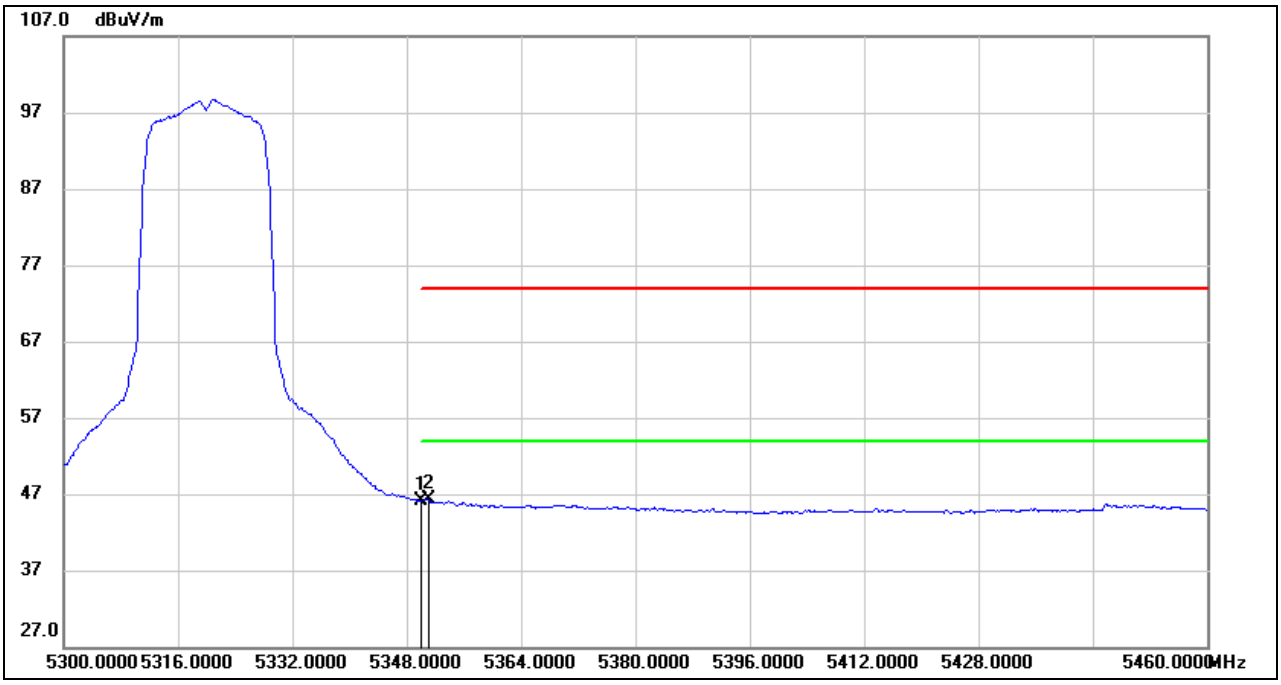

No.	Frequency (MHz)	Reading (dBuV)	Correct (dB/m)	Result (dBuV/m)	Limit (dBuV/m)	Margin (dB)	Remark
1	5350.000	5.42	40.64	46.06	54.00	-7.94	AVG
2	5351.040	5.67	40.64	46.31	54.00	-7.69	AVG

Note: 1. Measurement = Reading Level + Correct Factor.
2. AVG: VBW=1/Ton where: ton is transmit duration.
3. For duty cycle, please refer to clause 7.1.
4. Only the worst case emission will be recorder, if it complies with the limit, the other emissions deemed to comply with the limit.

This report shall not be reproduced except in full, without the written approval of UL Verification Services (Guangzhou) Co., Ltd, Song Shan Lake Branch.

HARMONICS AND SPURIOUS EMISSIONS LOW CHANNEL

HORIZONTAL RESULTS
1-7GHz

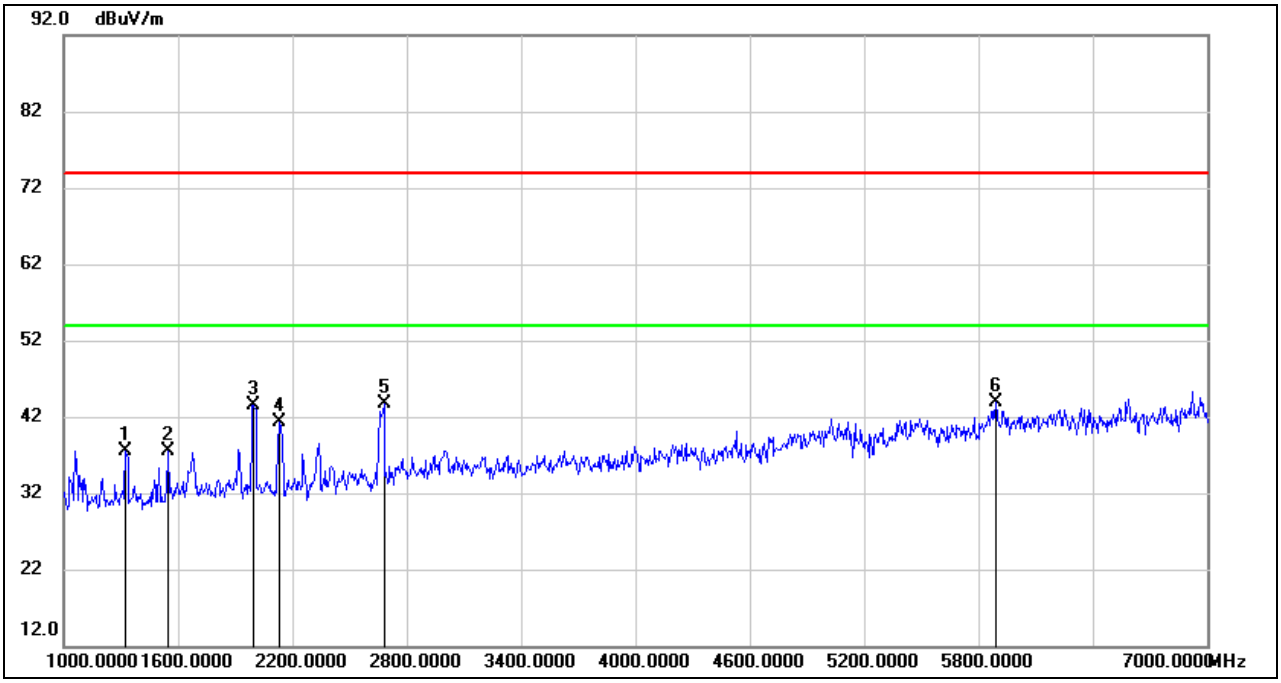

No.	Frequency (MHz)	Reading (dBuV)	Correct (dB/m)	Result (dBuV/m)	Limit (dBuV/m)	Margin (dB)	Remark
1	1324.000	50.67	-13.17	37.50	74.00	-36.50	peak
2	1546.000	50.18	-12.68	37.50	74.00	-36.50	peak
3	1996.000	54.31	-10.86	43.45	74.00	-30.55	peak
4	2134.000	51.42	-10.07	41.35	74.00	-32.65	peak
5	2680.000	51.66	-8.04	43.62	74.00	-30.38	peak
6	5890.000	39.15	4.68	43.83	74.00	-30.17	peak

Note: 1. Measurement = Reading Level + Correct Factor.
2. If Peak Result complies with AV limit, AV Result is deemed to comply with AV limit.
3. Peak: Peak detector.
4. Filter losses were only considered in then spurious frequency bands and the authorized band was not corrected for BRF losses.
5. Proper operation of the transmitter prior to adding the filter to the measurement chain.
6. Owing to the highest peak level of unwanted emission out of the restricted bands complies with the lowest limit(54dBuV/m), so all the test point were deemed to comply with the limits list in the standard.

This report shall not be reproduced except in full, without the written approval of UL Verification Services (Guangzhou) Co., Ltd, Song Shan Lake Branch.

HORIZONTAL RESULTS
7-18GHz

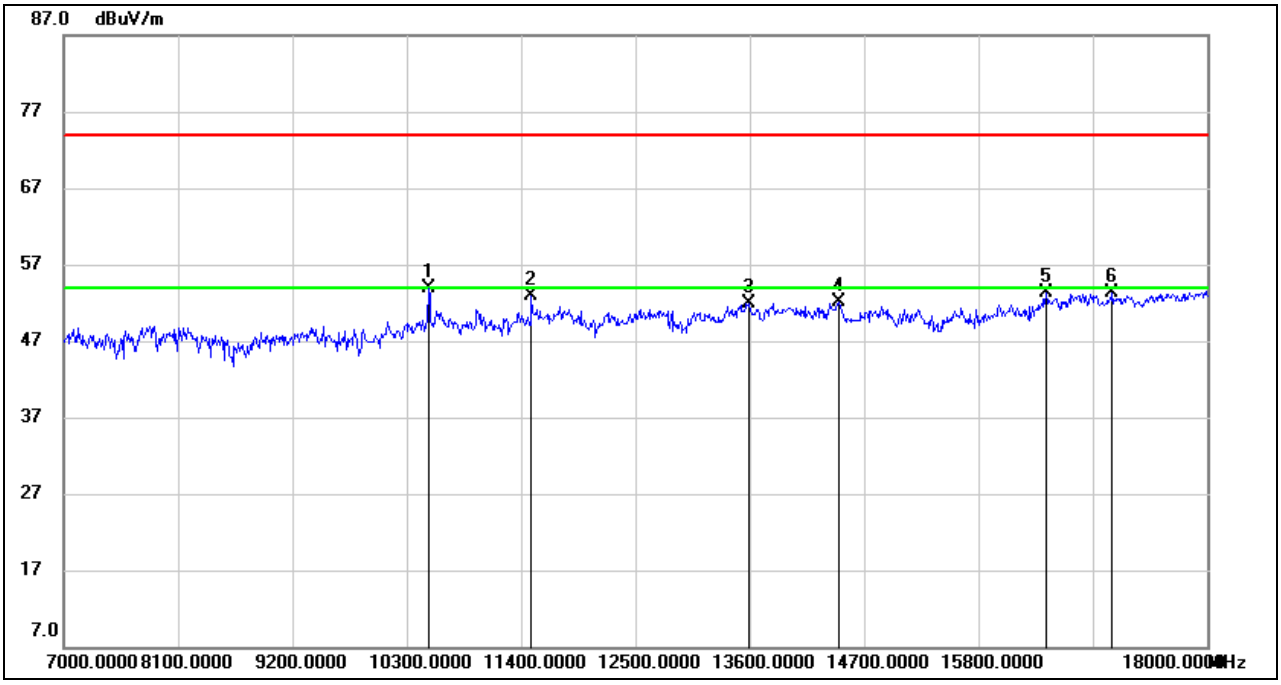

No.	Frequency (MHz)	Reading (dBuV)	Correct (dB/m)	Result (dBuV/m)	Limit (dBuV/m)	Margin (dB)	Remark
1	10509.000	41.43	12.39	53.82	74.00	-20.18	peak
2	11499.000	38.43	14.43	52.86	74.00	-21.14	peak
3	13589.000	35.51	16.46	51.97	74.00	-22.03	peak
4	14458.000	35.13	16.91	52.04	74.00	-21.96	peak
5	16449.000	33.72	19.61	53.33	74.00	-20.67	peak
6	17087.000	31.99	21.26	53.25	74.00	-20.75	peak

Note: 1. Measurement = Reading Level + Correct Factor.
2. If Peak Result complies with AV limit, AV Result is deemed to comply with AV limit.
3. Peak: Peak detector.
4. The High Pass filter loss factor already add into the correct factor.
5. Proper operation of the transmitter prior to adding the filter to the measurement chain.
6. Owing to the highest peak level of unwanted emission out of the restricted bands complies with the lowest limit(54dBuV/m), so all the test point were deemed to comply with the limits list in the standard.

This report shall not be reproduced except in full, without the written approval of UL Verification Services (Guangzhou) Co., Ltd, Song Shan Lake Branch.

VERTICAL RESULTS
1-7GHz

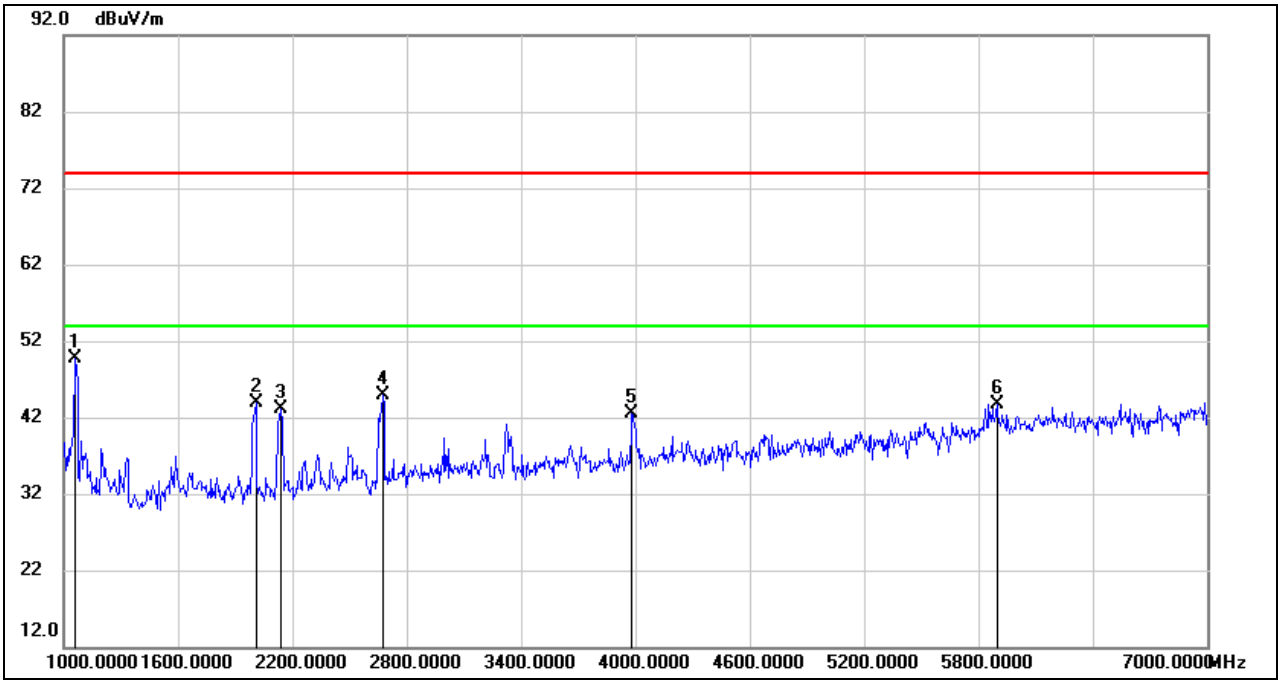

No.	Frequency (MHz)	Reading (dBuV)	Correct (dB/m)	Result (dBuV/m)	Limit (dBuV/m)	Margin (dB)	Remark
1	1060.000	64.30	-14.51	49.79	74.00	-24.21	peak
2	2008.000	54.69	-10.81	43.88	74.00	-30.12	peak
3	2140.000	53.12	-10.05	43.07	74.00	-30.93	peak
4	2674.000	52.97	-8.08	44.89	74.00	-29.11	peak
5	3982.000	46.69	-4.10	42.59	74.00	-31.41	peak
6	5896.000	38.94	4.79	43.73	74.00	-30.27	peak

Note: 1. Measurement = Reading Level + Correct Factor.
2. If Peak Result complies with AV limit, AV Result is deemed to comply with AV limit.
3. Peak: Peak detector.
4. Filter losses were only considered in then spurious frequency bands and the authorized band was not corrected for BRF losses.
5. Proper operation of the transmitter prior to adding the filter to the measurement chain.
6. Owing to the highest peak level of unwanted emission out of the restricted bands complies with the lowest limit(54dBuV/m), so all the test point were deemed to comply with the limits list in the standard.

This report shall not be reproduced except in full, without the written approval of UL Verification Services (Guangzhou) Co., Ltd, Song Shan Lake Branch.

7-18GHz

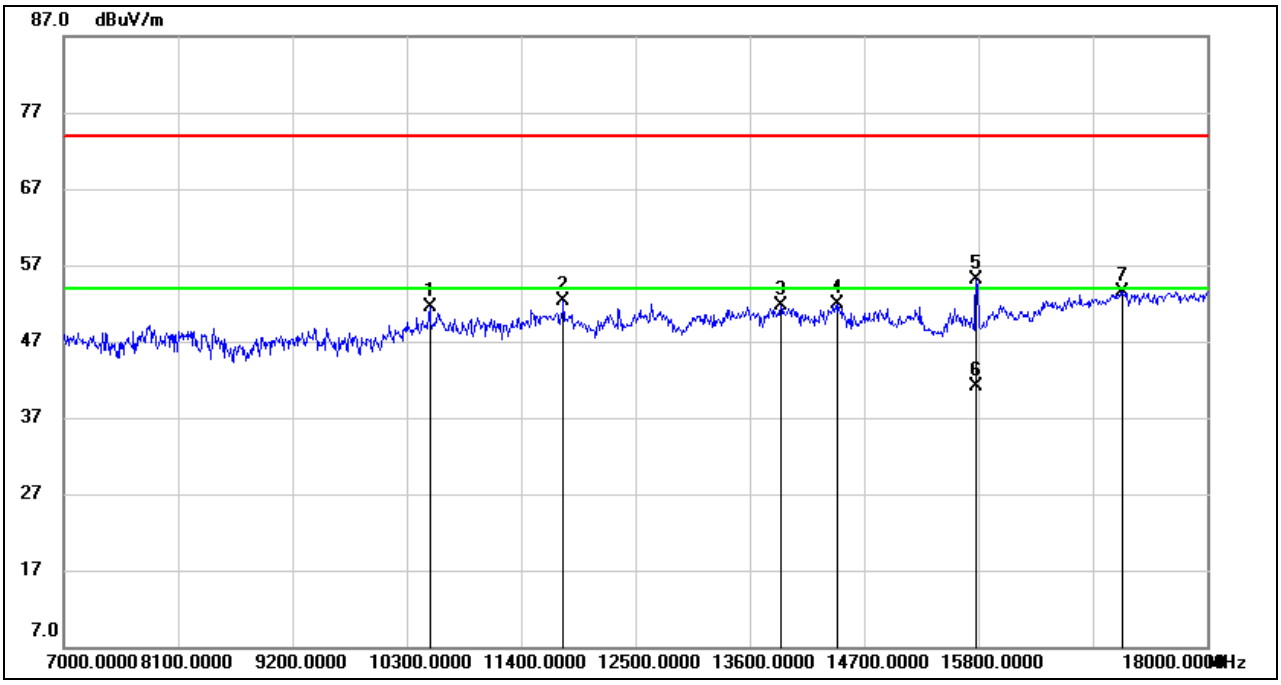

No.	Frequency (MHz)	Reading (dBuV)	Correct (dB/m)	Result (dBuV/m)	Limit (dBuV/m)	Margin (dB)	Remark
1	10520.000	39.06	12.51	51.57	74.00	-22.43	peak
2	11807.000	37.95	14.39	52.34	74.00	-21.66	peak
3	13897.000	35.01	16.75	51.76	74.00	-22.24	peak
4	14447.000	34.97	16.93	51.90	74.00	-22.10	peak
5	15778.000	38.03	17.01	55.04	74.00	-18.96	peak
6	15778.000	24.10	17.01	41.11	54.00	-12.89	AVG
7	17186.000	32.05	21.51	53.56	74.00	-20.44	peak

Note: 1. Measurement = Reading Level + Correct Factor.
2. If Peak Result complies with AV limit, AV Result is deemed to comply with AV limit.
3. Peak: Peak detector.
4. The High Pass filter loss factor already add into the correct factor.
5. Proper operation of the transmitter prior to adding the filter to the measurement chain.
6. Owing to the highest peak level of unwanted emission out of the restricted bands complies with the lowest limit(54dBuV/m), so all the test point were deemed to comply with the limits list in the standard.

This report shall not be reproduced except in full, without the written approval of UL Verification Services (Guangzhou) Co., Ltd, Song Shan Lake Branch.

HARMONICS AND SPURIOUS EMISSIONS MID CHANNEL

HORIZONTAL RESULTS
1-7GHz

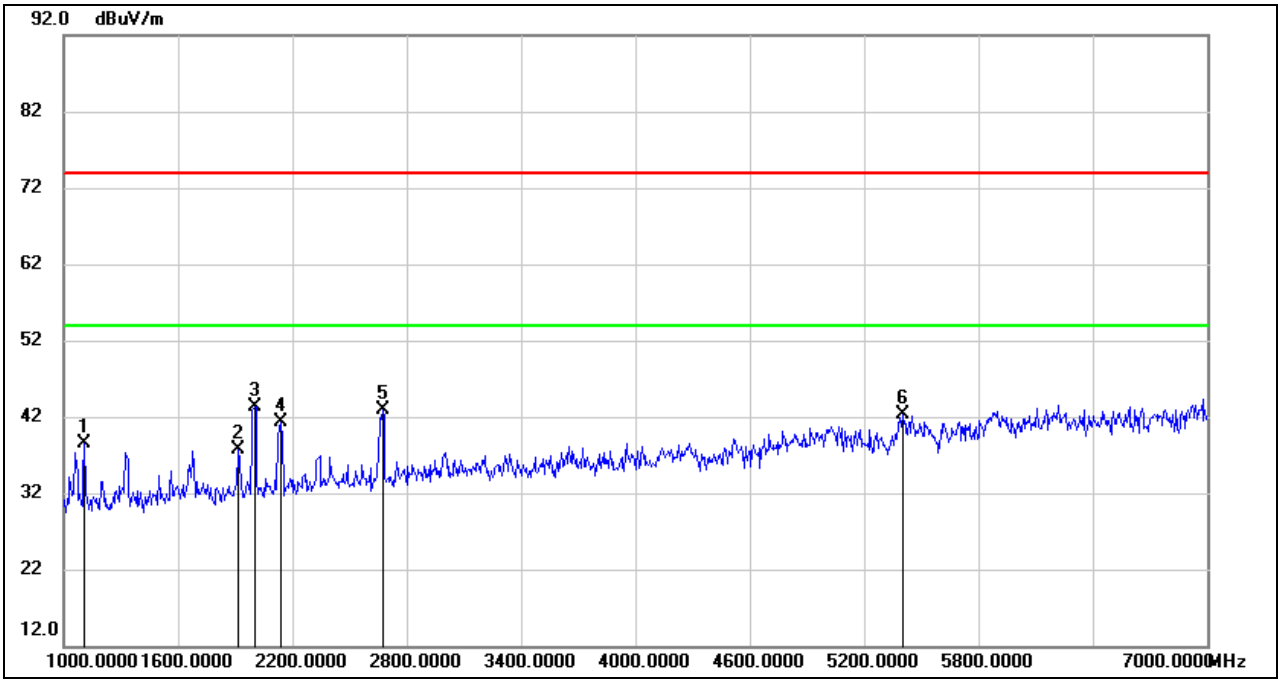

No.	Frequency (MHz)	Reading (dBuV)	Correct (dB/m)	Result (dBuV/m)	Limit (dBuV/m)	Margin (dB)	Remark
1	1108.000	52.76	-14.35	38.41	74.00	-35.59	peak
2	1918.000	48.59	-10.83	37.76	74.00	-36.24	peak
3	2002.000	54.15	-10.85	43.30	74.00	-30.70	peak
4	2140.000	51.38	-10.05	41.33	74.00	-32.67	peak
5	2674.000	50.92	-8.08	42.84	74.00	-31.16	peak
6	5404.000	41.40	0.92	42.32	74.00	-31.68	peak

Note: 1. Measurement = Reading Level + Correct Factor.
2. If Peak Result complies with AV limit, AV Result is deemed to comply with AV limit.
3. Peak: Peak detector.
4. Filter losses were only considered in then spurious frequency bands and the authorized band was not corrected for BRF losses.
5. Proper operation of the transmitter prior to adding the filter to the measurement chain.
6. Owing to the highest peak level of unwanted emission out of the restricted bands complies with the lowest limit(54dBuV/m), so all the test point were deemed to comply with the limits list in the standard.

This report shall not be reproduced except in full, without the written approval of UL Verification Services (Guangzhou) Co., Ltd, Song Shan Lake Branch.

HORIZONTAL RESULTS
7-18GHz

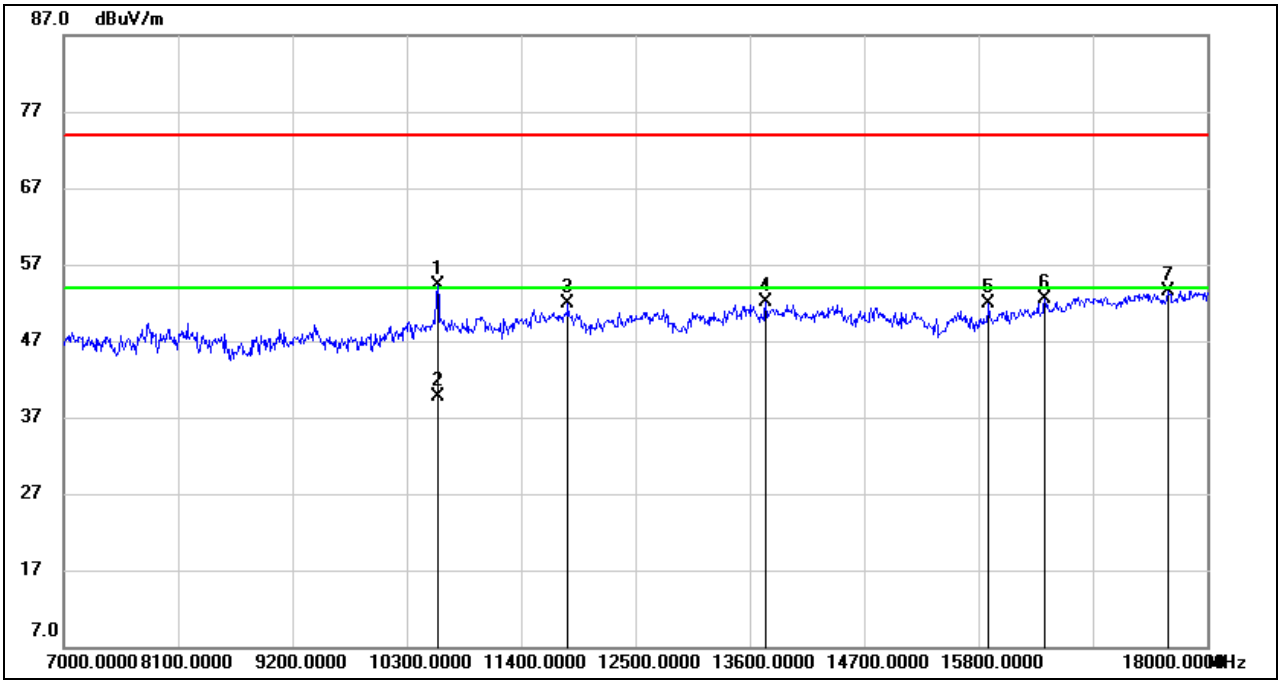

No.	Frequency (MHz)	Reading (dBuV)	Correct (dB/m)	Result (dBuV/m)	Limit (dBuV/m)	Margin (dB)	Remark
1	10597.000	40.91	13.38	54.29	74.00	-19.71	peak
2	10597.000	26.24	13.38	39.62	54.00	-14.38	AVG
3	11851.000	37.42	14.46	51.88	74.00	-22.12	peak
4	13754.000	35.12	17.07	52.19	74.00	-21.81	peak
5	15899.000	34.32	17.61	51.93	74.00	-22.07	peak
6	16438.000	32.85	19.56	52.41	74.00	-21.59	peak
7	17626.000	31.43	22.15	53.58	74.00	-20.42	peak

Note: 1. Measurement = Reading Level + Correct Factor.
2. If Peak Result complies with AV limit, AV Result is deemed to comply with AV limit.
3. Peak: Peak detector.
4. The High Pass filter loss factor already add into the correct factor.
5. Proper operation of the transmitter prior to adding the filter to the measurement chain.
6. Owing to the highest peak level of unwanted emission out of the restricted bands complies with the lowest limit(54dBuV/m), so all the test point were deemed to comply with the limits list in the standard.

This report shall not be reproduced except in full, without the written approval of UL Verification Services (Guangzhou) Co., Ltd, Song Shan Lake Branch.

VERTICAL RESULTS
1-7GHz

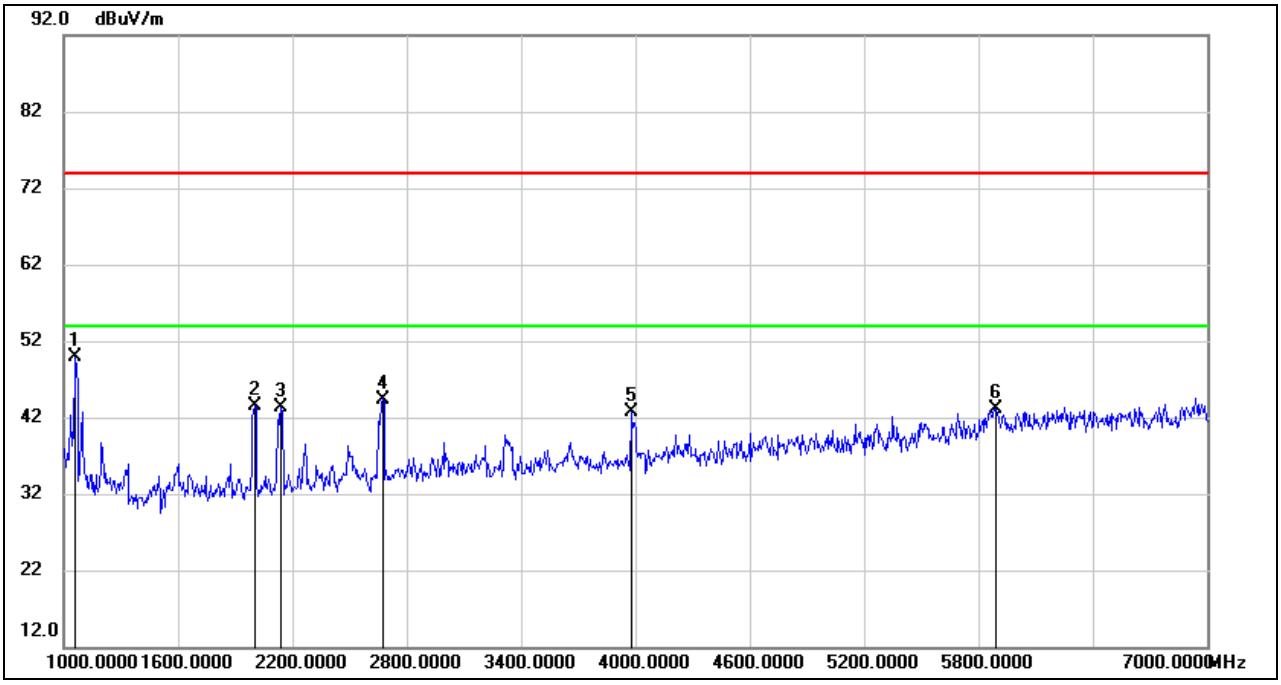

No.	Frequency (MHz)	Reading (dBuV)	Correct (dB/m)	Result (dBuV/m)	Limit (dBuV/m)	Margin (dB)	Remark
1	1060.000	64.33	-14.51	49.82	74.00	-24.18	peak
2	2002.000	54.34	-10.85	43.49	74.00	-30.51	peak
3	2140.000	53.37	-10.05	43.32	74.00	-30.68	peak
4	2674.000	52.48	-8.08	44.40	74.00	-29.60	peak
5	3976.000	46.78	-4.11	42.67	74.00	-31.33	peak
6	5890.000	38.45	4.68	43.13	74.00	-30.87	peak

Note: 1. Measurement = Reading Level + Correct Factor.
2. If Peak Result complies with AV limit, AV Result is deemed to comply with AV limit.
3. Peak: Peak detector.
4. Filter losses were only considered in then spurious frequency bands and the authorized band was not corrected for BRF losses.
5. Proper operation of the transmitter prior to adding the filter to the measurement chain.
6. Owing to the highest peak level of unwanted emission out of the restricted bands complies with the lowest limit(54dBuV/m), so all the test point were deemed to comply with the limits list in the standard.

This report shall not be reproduced except in full, without the written approval of UL Verification Services (Guangzhou) Co., Ltd, Song Shan Lake Branch.

7-18GHz

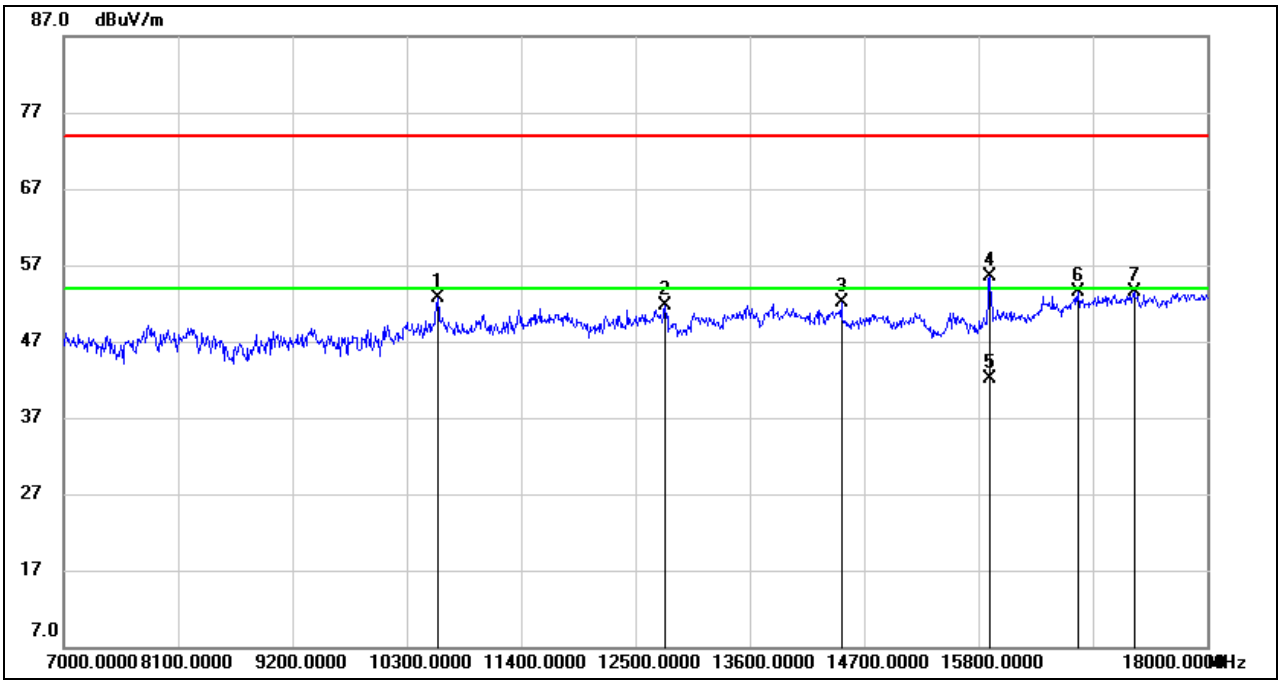

No.	Frequency (MHz)	Reading (dBuV)	Correct (dB/m)	Result (dBuV/m)	Limit (dBuV/m)	Margin (dB)	Remark
1	10597.000	39.32	13.38	52.70	74.00	-21.30	peak
2	12786.000	35.51	16.21	51.72	74.00	-22.28	peak
3	14480.000	35.16	16.87	52.03	74.00	-21.97	peak
4	15910.000	37.94	17.62	55.56	74.00	-18.44	peak
5	15910.000	24.40	17.62	42.02	54.00	-11.98	AVG
6	16757.000	33.05	20.45	53.50	74.00	-20.50	peak
7	17296.000	31.39	22.16	53.55	74.00	-20.45	peak

Note: 1. Measurement = Reading Level + Correct Factor.
2. If Peak Result complies with AV limit, AV Result is deemed to comply with AV limit.
3. Peak: Peak detector.
4. The High Pass filter loss factor already add into the correct factor.
5. Proper operation of the transmitter prior to adding the filter to the measurement chain.
6. Owing to the highest peak level of unwanted emission out of the restricted bands complies with the lowest limit(54dBuV/m), so all the test point were deemed to comply with the limits list in the standard.

This report shall not be reproduced except in full, without the written approval of UL Verification Services (Guangzhou) Co., Ltd, Song Shan Lake Branch.

HARMONICS AND SPURIOUS EMISSIONS HIGH CHANNEL

HORIZONTAL RESULTS
1-7GHz

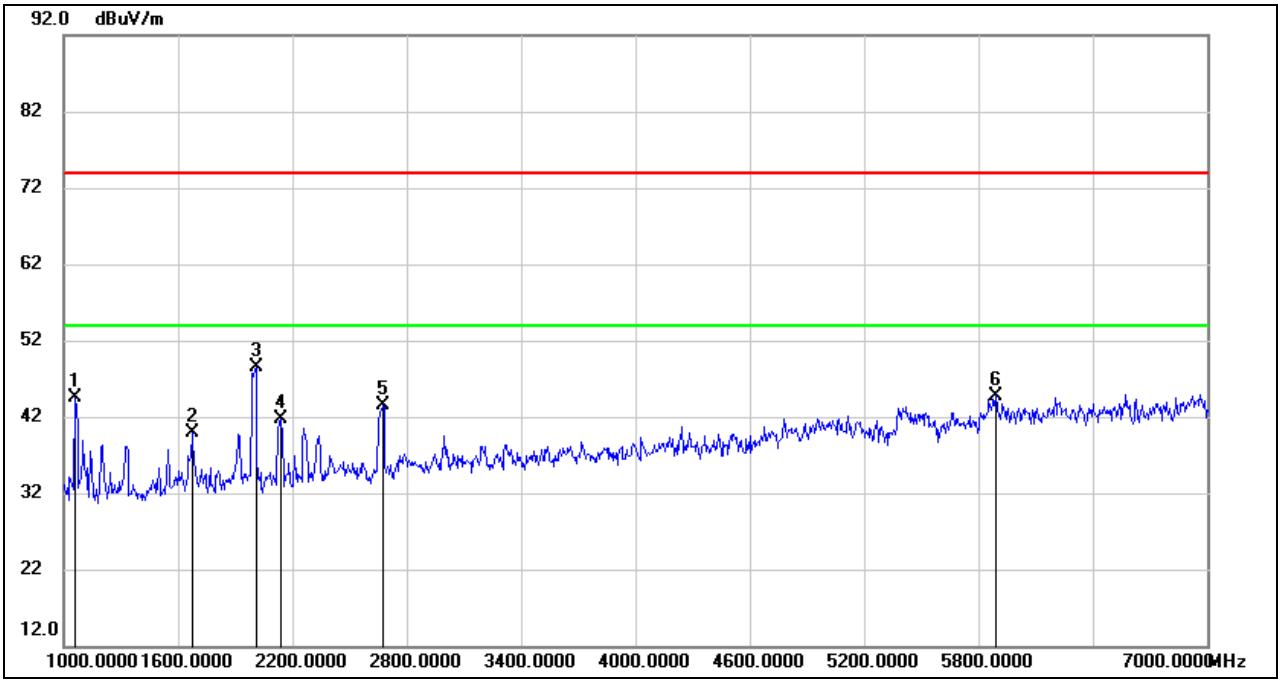

No.	Frequency (MHz)	Reading (dBuV)	Correct (dB/m)	Result (dBuV/m)	Limit (dBuV/m)	Margin (dB)	Remark
1	1060.000	58.95	-14.51	44.44	74.00	-29.56	peak
2	1672.000	51.90	-12.08	39.82	74.00	-34.18	peak
3	2008.000	59.32	-10.81	48.51	74.00	-25.49	peak
4	2140.000	51.75	-10.05	41.70	74.00	-32.30	peak
5	2674.000	51.57	-8.08	43.49	74.00	-30.51	peak
6	5890.000	40.12	4.68	44.80	74.00	-29.20	peak

Note: 1. Measurement = Reading Level + Correct Factor.
2. If Peak Result complies with AV limit, AV Result is deemed to comply with AV limit.
3. Peak: Peak detector.
4. Filter losses were only considered in then spurious frequency bands and the authorized band was not corrected for BRF losses.
5. Proper operation of the transmitter prior to adding the filter to the measurement chain.
6. Owing to the highest peak level of unwanted emission out of the restricted bands complies with the lowest limit(54dBuV/m), so all the test point were deemed to comply with the limits list in the standard.

This report shall not be reproduced except in full, without the written approval of UL Verification Services (Guangzhou) Co., Ltd, Song Shan Lake Branch.

HORIZONTAL RESULTS
7-18GHz

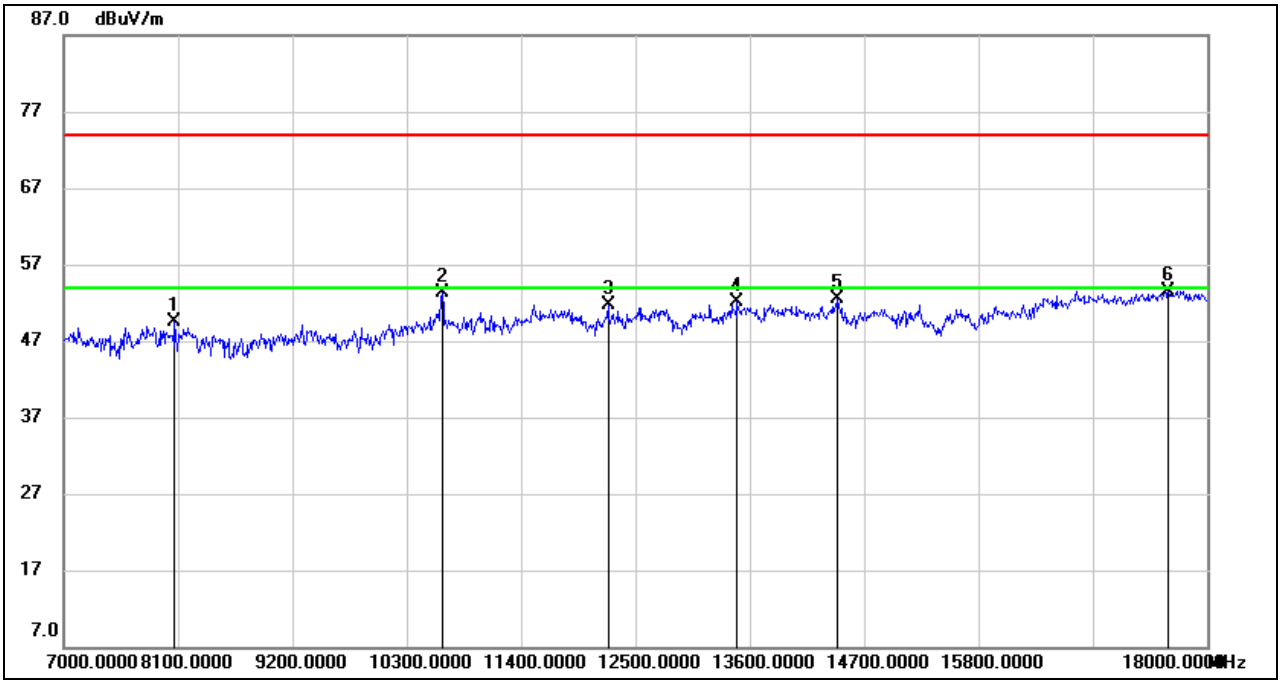

No.	Frequency (MHz)	Reading (dBuV)	Correct (dB/m)	Result (dBuV/m)	Limit (dBuV/m)	Margin (dB)	Remark
1	8067.000	40.08	9.44	49.52	74.00	-24.48	peak
2	10641.000	40.26	13.12	53.38	74.00	-20.62	peak
3	12236.000	36.67	15.02	51.69	74.00	-22.31	peak
4	13479.000	35.94	16.26	52.20	74.00	-21.80	peak
5	14447.000	35.57	16.93	52.50	74.00	-21.50	peak
6	17626.000	31.37	22.15	53.52	74.00	-20.48	peak

Note: 1. Measurement = Reading Level + Correct Factor.
2. If Peak Result complies with AV limit, AV Result is deemed to comply with AV limit.
3. Peak: Peak detector.
4. The High Pass filter loss factor already add into the correct factor.
5. Proper operation of the transmitter prior to adding the filter to the measurement chain.
6. Owing to the highest peak level of unwanted emission out of the restricted bands complies with the lowest limit(54dBuV/m), so all the test point were deemed to comply with the limits list in the standard.

This report shall not be reproduced except in full, without the written approval of UL Verification Services (Guangzhou) Co., Ltd, Song Shan Lake Branch.

VERTICAL RESULTS
1-7GHz

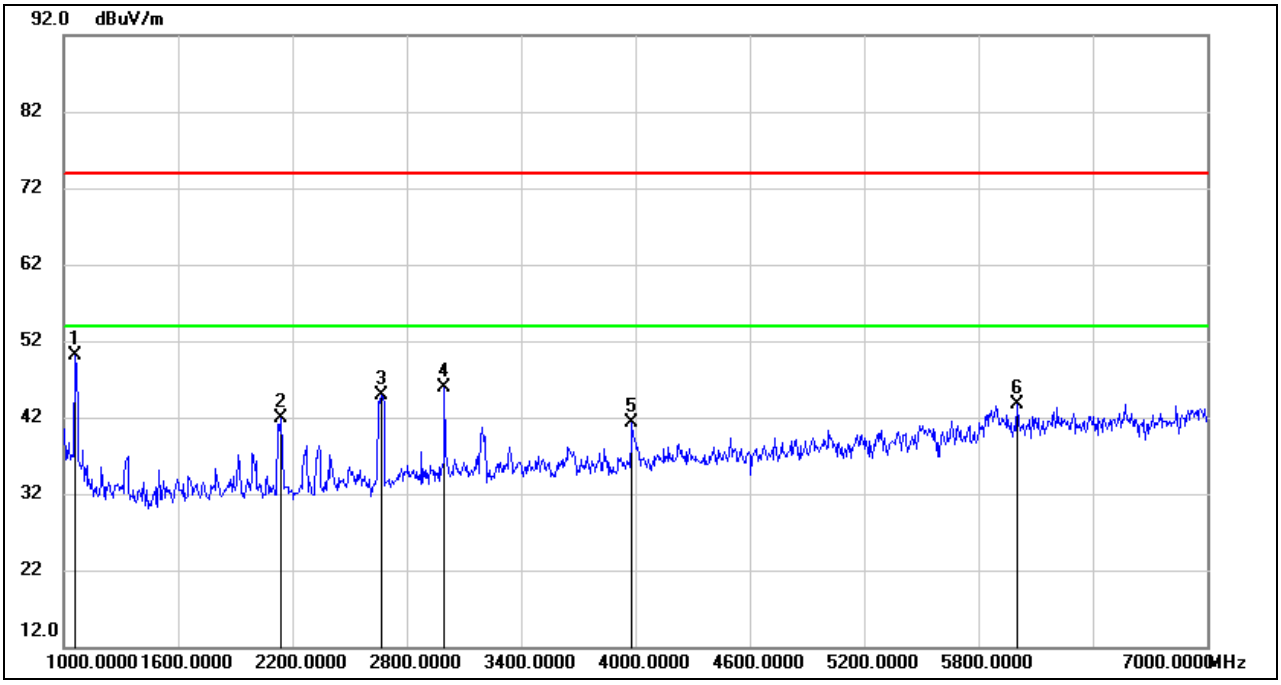

No.	Frequency (MHz)	Reading (dBuV)	Correct (dB/m)	Result (dBuV/m)	Limit (dBuV/m)	Margin (dB)	Remark
1	1060.000	64.70	-14.51	50.19	74.00	-23.81	peak
2	2140.000	51.97	-10.05	41.92	74.00	-32.08	peak
3	2668.000	53.07	-8.13	44.94	74.00	-29.06	peak
4	2998.000	52.16	-6.27	45.89	74.00	-28.11	peak
5	3982.000	45.42	-4.10	41.32	74.00	-32.68	peak
6	6004.000	40.47	3.30	43.77	74.00	-30.23	peak

Note: 1. Measurement = Reading Level + Correct Factor.
2. If Peak Result complies with AV limit, AV Result is deemed to comply with AV limit.
3. Peak: Peak detector.
4. Filter losses were only considered in then spurious frequency bands and the authorized band was not corrected for BRF losses.
5. Proper operation of the transmitter prior to adding the filter to the measurement chain.
6. Owing to the highest peak level of unwanted emission out of the restricted bands complies with the lowest limit(54dBuV/m), so all the test point were deemed to comply with the limits list in the standard.

This report shall not be reproduced except in full, without the written approval of UL Verification Services (Guangzhou) Co., Ltd, Song Shan Lake Branch.

7-18GHz

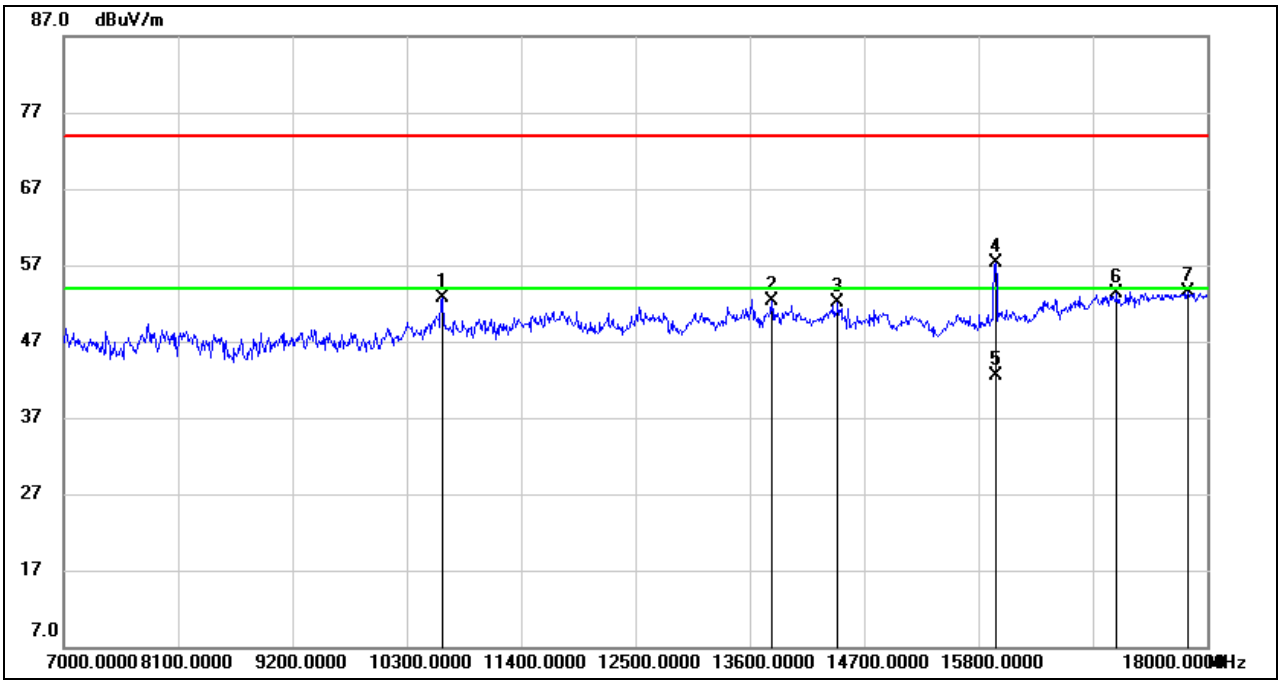

No.	Frequency (MHz)	Reading (dBuV)	Correct (dB/m)	Result (dBuV/m)	Limit (dBuV/m)	Margin (dB)	Remark
1	10641.000	39.61	13.12	52.73	74.00	-21.27	peak
2	13809.000	34.80	17.49	52.29	74.00	-21.71	peak
3	14447.000	35.24	16.93	52.17	74.00	-21.83	peak
4	15965.000	39.68	17.68	57.36	74.00	-16.64	peak
5	15965.000	24.91	17.68	42.59	54.00	-11.41	AVG
6	17131.000	31.93	21.36	53.29	74.00	-20.71	peak
7	17813.000	30.01	23.45	53.46	74.00	-20.54	peak

Note: 1. Measurement = Reading Level + Correct Factor.
2. If Peak Result complies with AV limit, AV Result is deemed to comply with AV limit.
3. Peak: Peak detector.
4. The High Pass filter loss factor already add into the correct factor.
5. Proper operation of the transmitter prior to adding the filter to the measurement chain.
6. Owing to the highest peak level of unwanted emission out of the restricted bands complies with the lowest limit(54dBuV/m), so all the test point were deemed to comply with the limits list in the standard.

This report shall not be reproduced except in full, without the written approval of UL Verification Services (Guangzhou) Co., Ltd, Song Shan Lake Branch.

8.1.3. UNII-2C BAND

RESTRICTED BANDEDGE LOW CHANNEL

HORIZONTAL RESULTS
PEAK

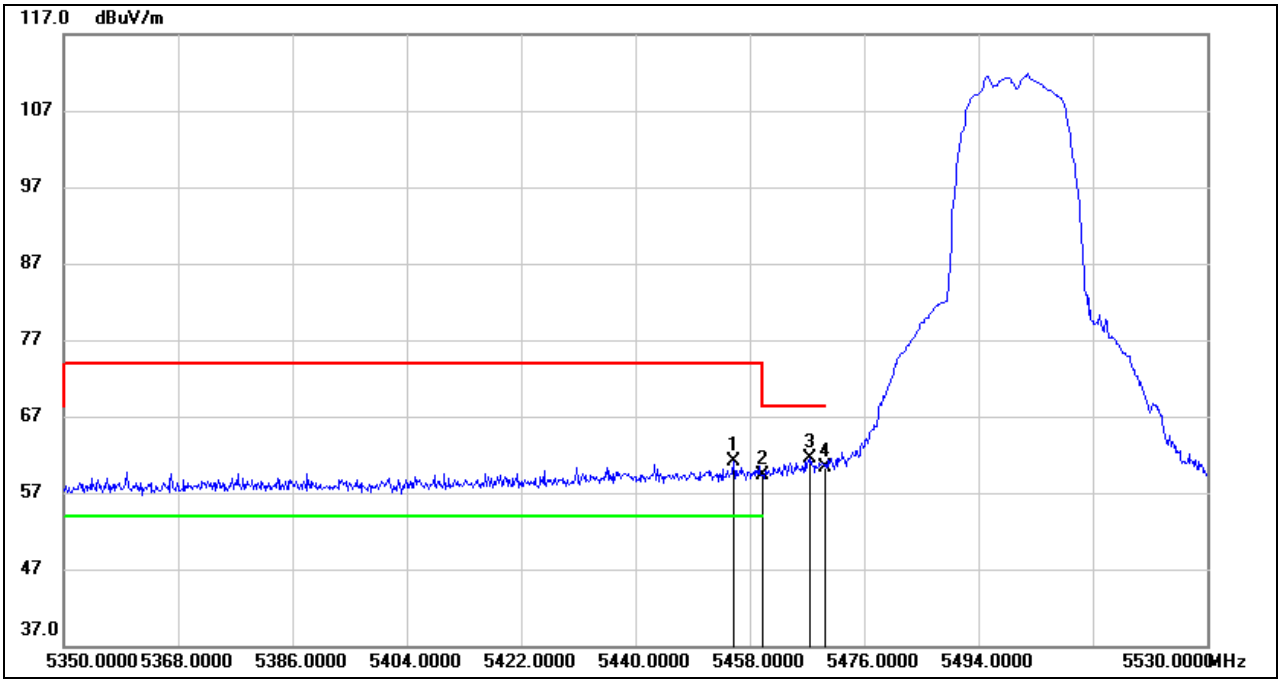

No.	Frequency (MHz)	Reading (dBuV)	Correct (dB/m)	Result (dBuV/m)	Limit (dBuV/m)	Margin (dB)	Remark
1	5455.480	19.94	41.23	61.17	74.00	-12.83	peak
2	5460.000	18.01	41.28	59.29	68.20	-8.91	peak
3	5467.540	20.06	41.38	61.44	68.20	-6.76	peak
4	5470.000	18.84	41.41	60.25	68.20	-7.95	peak

Note: 1. Measurement = Reading Level + Correct Factor.
2. If Peak Result complies with AV limit, AV Result is deemed to comply with AV limit.
3. Peak: Peak detector.
4.*indicates frequency out of the restricted bands
5. Only the worst case emission will be recorder, if it complies with the limit, the other emissions deemed to comply with the limit.

This report shall not be reproduced except in full, without the written approval of UL Verification Services (Guangzhou) Co., Ltd, Song Shan Lake Branch.

AVG

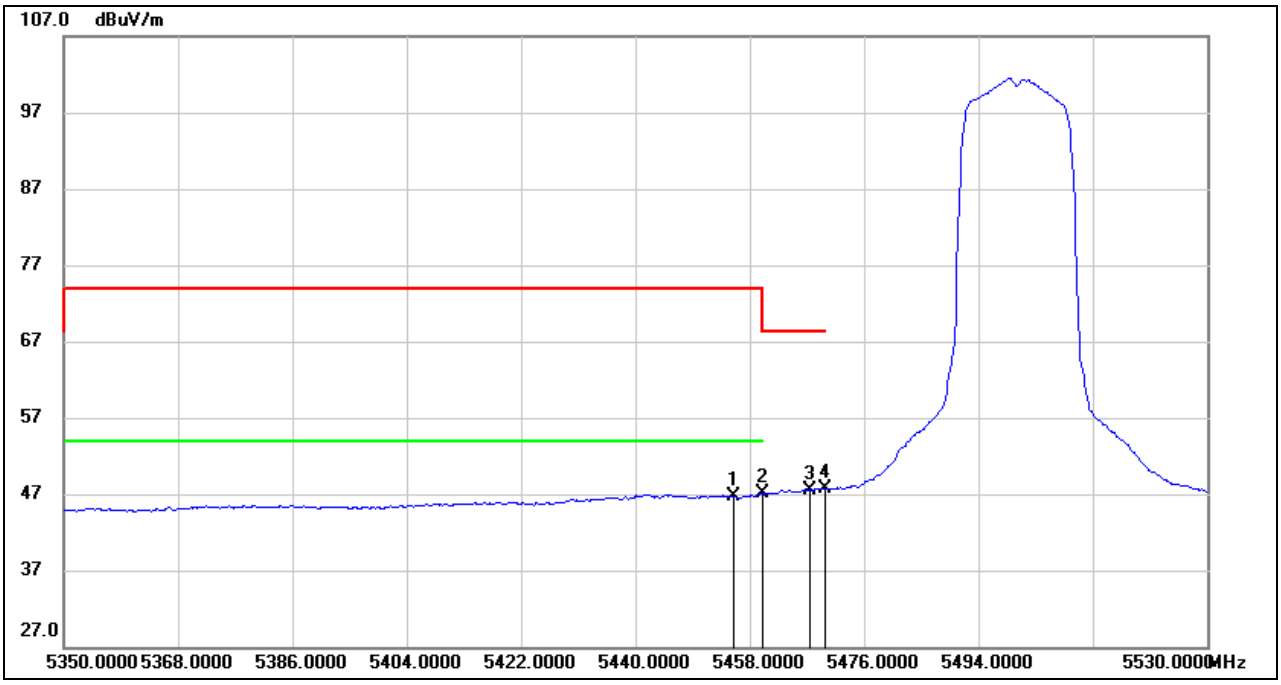

No.	Frequency (MHz)	Reading (dBuV)	Correct (dB/m)	Result (dBuV/m)	Limit (dBuV/m)	Margin (dB)	Remark
1	5455.480	5.41	41.23	46.64	54.00	-7.36	AVG
2	5460.000	5.75	41.28	47.03	54.00	-6.97	AVG
3	5467.540	6.22	41.38	47.60	68.20	-20.60	AVG
4	5470.000	6.25	41.41	47.66	68.20	-20.54	AVG

Note: 1. Measurement = Reading Level + Correct Factor.
2. AVG: VBW=1/Ton where: ton is transmit duration.
3. For duty cycle, please refer to clause 7.1.
4. Only the worst case emission will be recorder, if it complies with the limit, the other emissions deemed to comply with the limit.

This report shall not be reproduced except in full, without the written approval of UL Verification Services (Guangzhou) Co., Ltd, Song Shan Lake Branch.

VERTICAL RESULTS
PEAK

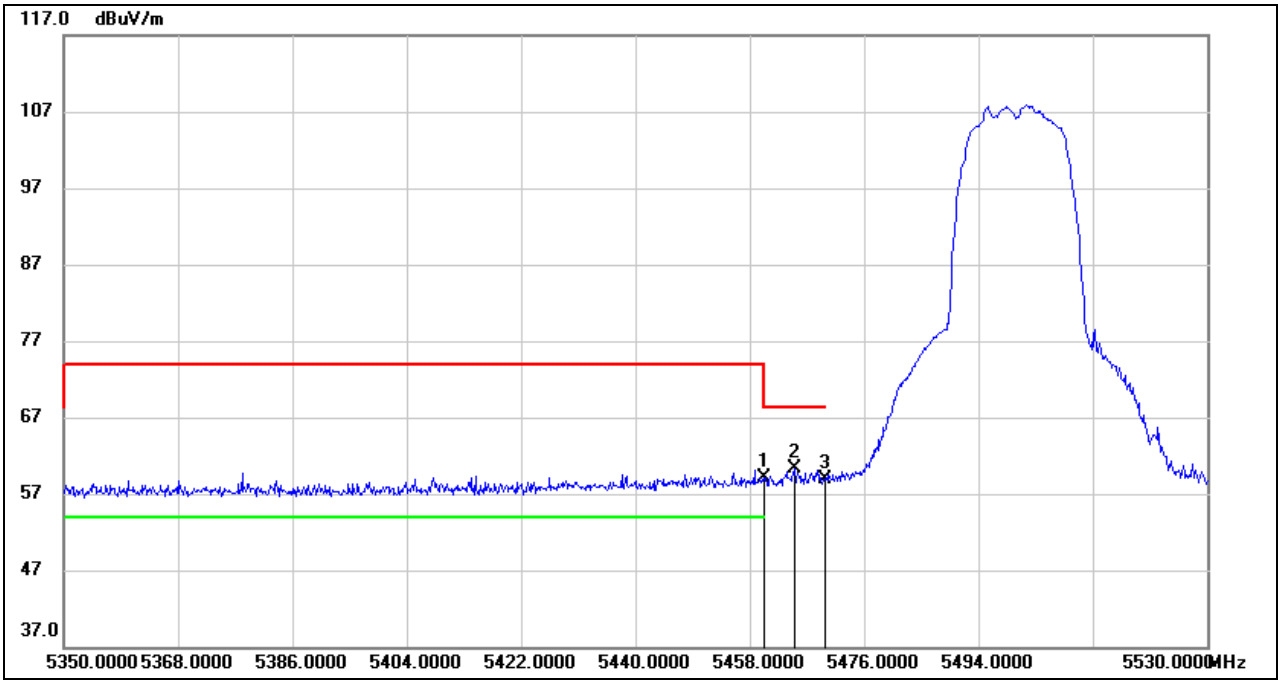

No.	Frequency (MHz)	Reading (dBuV)	Correct (dB/m)	Result (dBuV/m)	Limit (dBuV/m)	Margin (dB)	Remark
1	5460.000	17.74	41.28	59.02	68.20	-9.18	peak
2	5465.020	18.93	41.35	60.28	68.20	-7.92	peak
3	5470.000	17.41	41.41	58.82	68.20	-9.38	peak

Note: 1. Measurement = Reading Level + Correct Factor.
2. If Peak Result complies with AV limit, AV Result is deemed to comply with AV limit.
3. Peak: Peak detector.
4.*indicates frequency out of the restricted bands
5. Only the worst case emission will be recorder, if it complies with the limit, the other emissions deemed to comply with the limit.

This report shall not be reproduced except in full, without the written approval of UL Verification Services (Guangzhou) Co., Ltd, Song Shan Lake Branch.

AVG

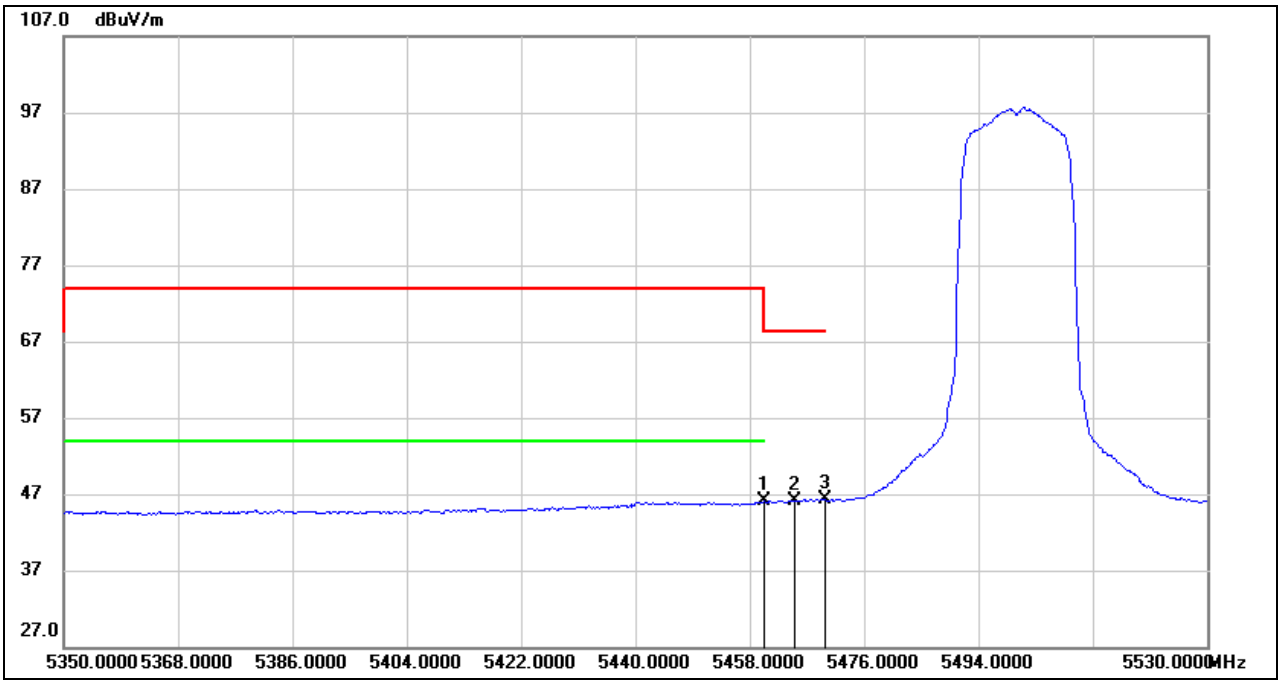

No.	Frequency (MHz)	Reading (dBuV)	Correct (dB/m)	Result (dBuV/m)	Limit (dBuV/m)	Margin (dB)	Remark
1	5460.000	4.76	41.28	46.04	54.00	-7.96	AVG
2	5465.020	4.71	41.35	46.06	68.20	-22.14	AVG
3	5470.000	4.79	41.41	46.20	68.20	-22.00	AVG

Note: 1. Measurement = Reading Level + Correct Factor.
2. AVG: VBW=1/Ton where: ton is transmit duration.
3. For duty cycle, please refer to clause 7.1.
4. Only the worst case emission will be recorder, if it complies with the limit, the other emissions deemed to comply with the limit.

This report shall not be reproduced except in full, without the written approval of UL Verification Services (Guangzhou) Co., Ltd, Song Shan Lake Branch.

RESTRICTED BANDEDGE HIGH CHANNEL

HORIZONTAL RESULTS
PEAK

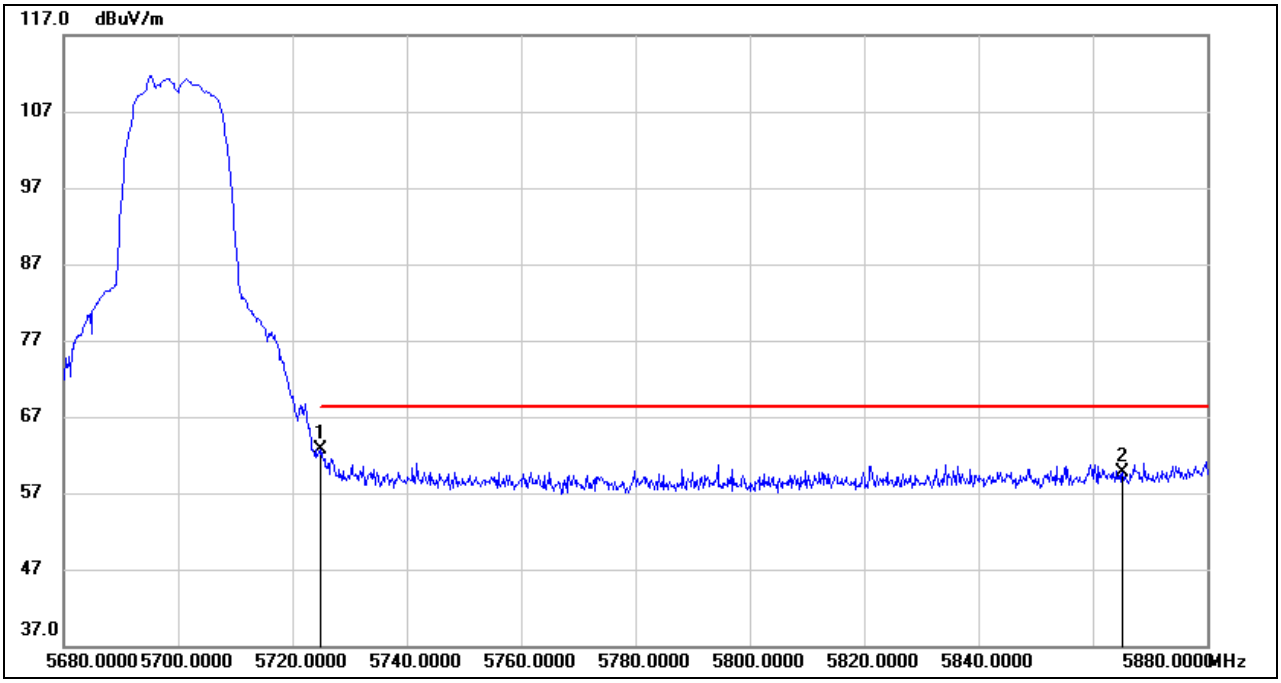

No.	Frequency (MHz)	Reading (dBuV)	Correct (dB/m)	Result (dBuV/m)	Limit (dBuV/m)	Margin (dB)	Remark
1	5725.000	21.04	41.61	62.65	68.20	-5.55	peak
2	5865.200	16.53	43.18	59.71	68.20	-8.49	peak

Note: 1. Measurement = Reading Level + Correct Factor.
2. If Peak Result complies with AV limit, AV Result is deemed to comply with AV limit.
3. Peak: Peak detector.
4. Only the worst case emission will be recorder, if it complies with the limit, the other emissions deemed to comply with the limit.

This report shall not be reproduced except in full, without the written approval of UL Verification Services (Guangzhou) Co., Ltd, Song Shan Lake Branch.

AVG

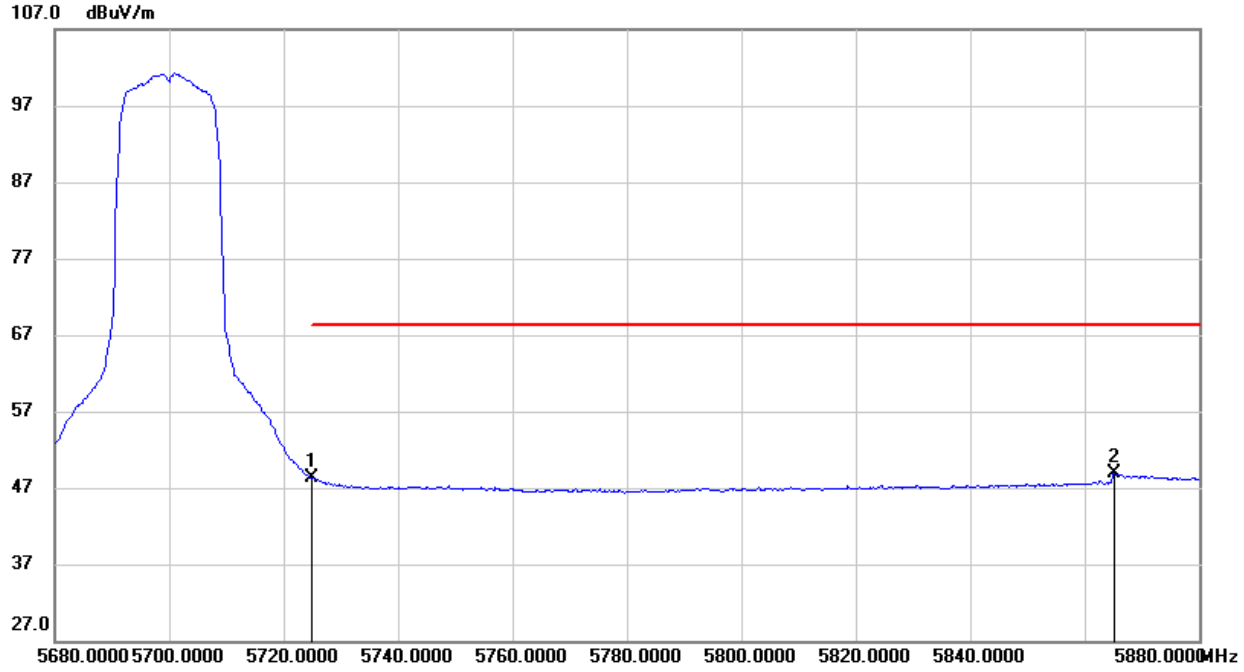

No.	Frequency (MHz)	Reading (dBuV)	Correct (dB/m)	Result (dBuV/m)	Limit (dBuV/m)	Margin (dB)	Remark
1	5725.000	6.62	41.61	48.23	68.20	-19.97	AVG
2	5865.200	5.63	43.18	48.81	68.20	-19.39	AVG

Note: 1. Measurement = Reading Level + Correct Factor.
2. AVG: VBW=1/Ton where: ton is transmit duration.
3. For duty cycle, please refer to clause 7.1.
4. Only the worst case emission will be recorder, if it complies with the limit, the other emissions deemed to comply with the limit.

This report shall not be reproduced except in full, without the written approval of UL Verification Services (Guangzhou) Co., Ltd, Song Shan Lake Branch.

VERTICAL RESULTS
PEAK

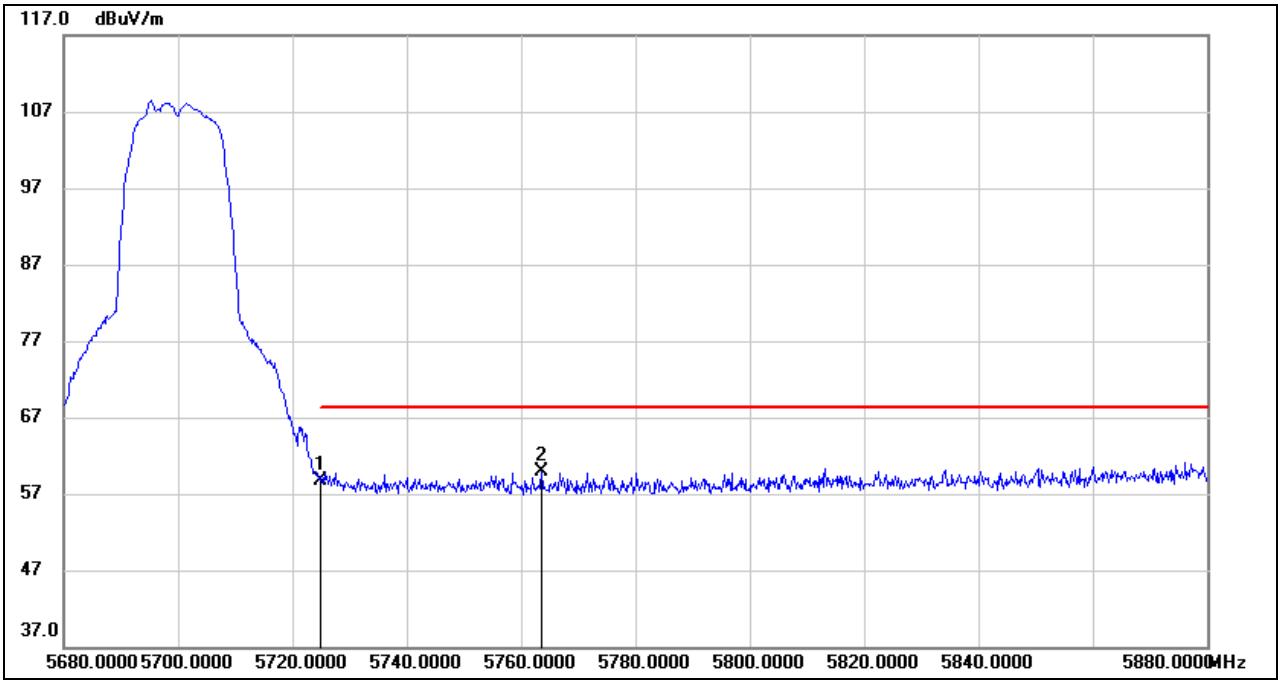

No.	Frequency (MHz)	Reading (dBuV)	Correct (dB/m)	Result (dBuV/m)	Limit (dBuV/m)	Margin (dB)	Remark
1	5725.000	17.18	41.61	58.79	68.20	-9.41	peak
2	5763.600	18.06	41.78	59.84	68.20	-8.36	peak

Note: 1. Measurement = Reading Level + Correct Factor.
2. If Peak Result complies with AV limit, AV Result is deemed to comply with AV limit.
3. Peak: Peak detector.
4. Only the worst case emission will be recorder, if it complies with the limit, the other emissions deemed to comply with the limit.

This report shall not be reproduced except in full, without the written approval of UL Verification Services (Guangzhou) Co., Ltd, Song Shan Lake Branch.

AVG

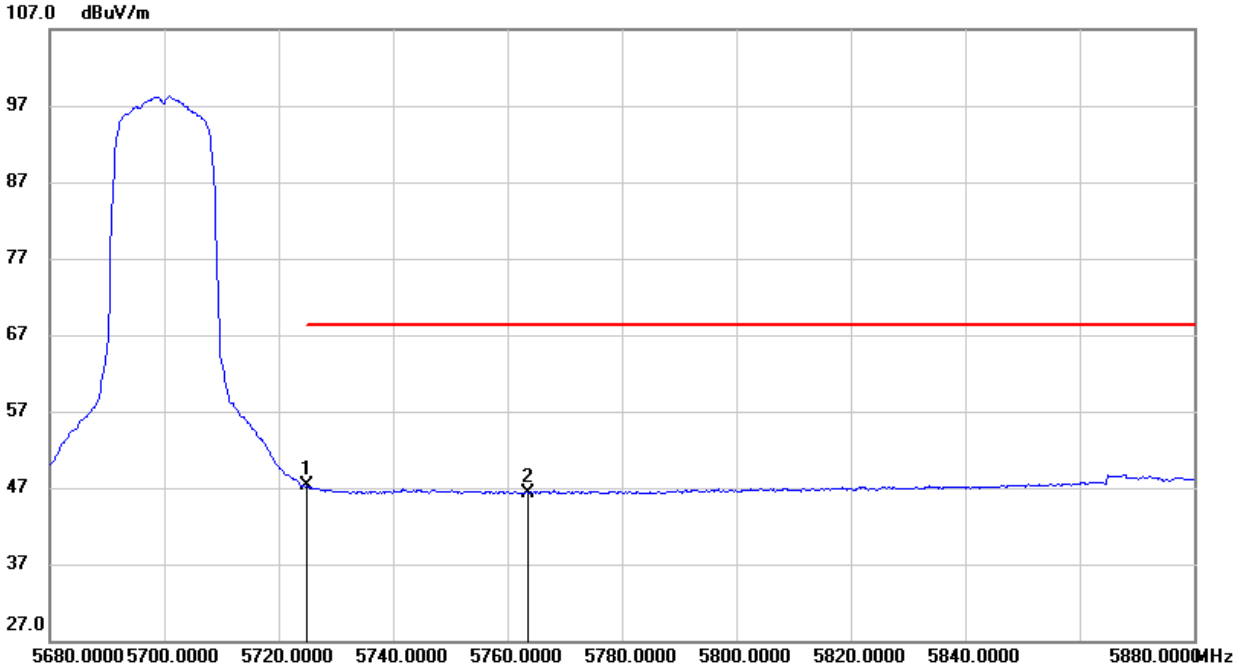

No.	Frequency (MHz)	Reading (dBuV)	Correct (dB/m)	Result (dBuV/m)	Limit (dBuV/m)	Margin (dB)	Remark
1	5725.000	5.62	41.61	47.23	68.20	-20.97	AVG
2	5763.600	4.56	41.78	46.34	68.20	-21.86	AVG

Note: 1. Measurement = Reading Level + Correct Factor.
2. AVG: VBW=1/Ton where: ton is transmit duration.
3. For duty cycle, please refer to clause 7.1.
4. Only the worst case emission will be recorder, if it complies with the limit, the other emissions deemed to comply with the limit.

This report shall not be reproduced except in full, without the written approval of UL Verification Services (Guangzhou) Co., Ltd, Song Shan Lake Branch.

HARMONICS AND SPURIOUS EMISSIONS LOW CHANNEL

HORIZONTAL RESULTS
1-7GHz

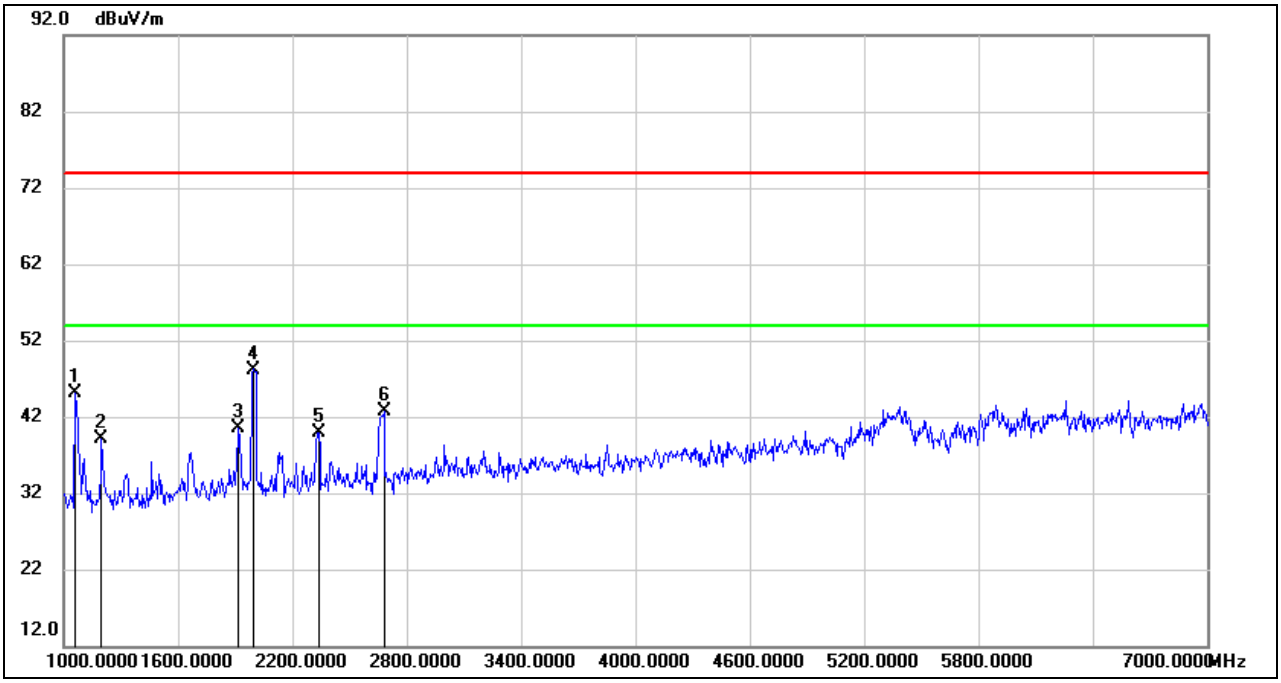

No.	Frequency (MHz)	Reading (dBuV)	Correct (dB/m)	Result (dBuV/m)	Limit (dBuV/m)	Margin (dB)	Remark
1	1060.000	59.53	-14.51	45.02	74.00	-28.98	peak
2	1198.000	52.57	-13.52	39.05	74.00	-34.95	peak
3	1918.000	51.28	-10.83	40.45	74.00	-33.55	peak
4	1996.000	59.06	-10.86	48.20	74.00	-25.80	peak
5	2338.000	49.28	-9.33	39.95	74.00	-34.05	peak
6	2680.000	50.75	-8.04	42.71	74.00	-31.29	peak

Note: 1. Measurement = Reading Level + Correct Factor.
2. If Peak Result complies with AV limit, AV Result is deemed to comply with AV limit.
3. Peak: Peak detector.
4. Filter losses were only considered in then spurious frequency bands and the authorized band was not corrected for BRF losses.
5. Proper operation of the transmitter prior to adding the filter to the measurement chain.
6. Owing to the highest peak level of unwanted emission out of the restricted bands complies with the lowest limit(54dBuV/m), so all the test point were deemed to comply with the limits list in the standard.

This report shall not be reproduced except in full, without the written approval of UL Verification Services (Guangzhou) Co., Ltd, Song Shan Lake Branch.

HORIZONTAL RESULTS
7-18GHz

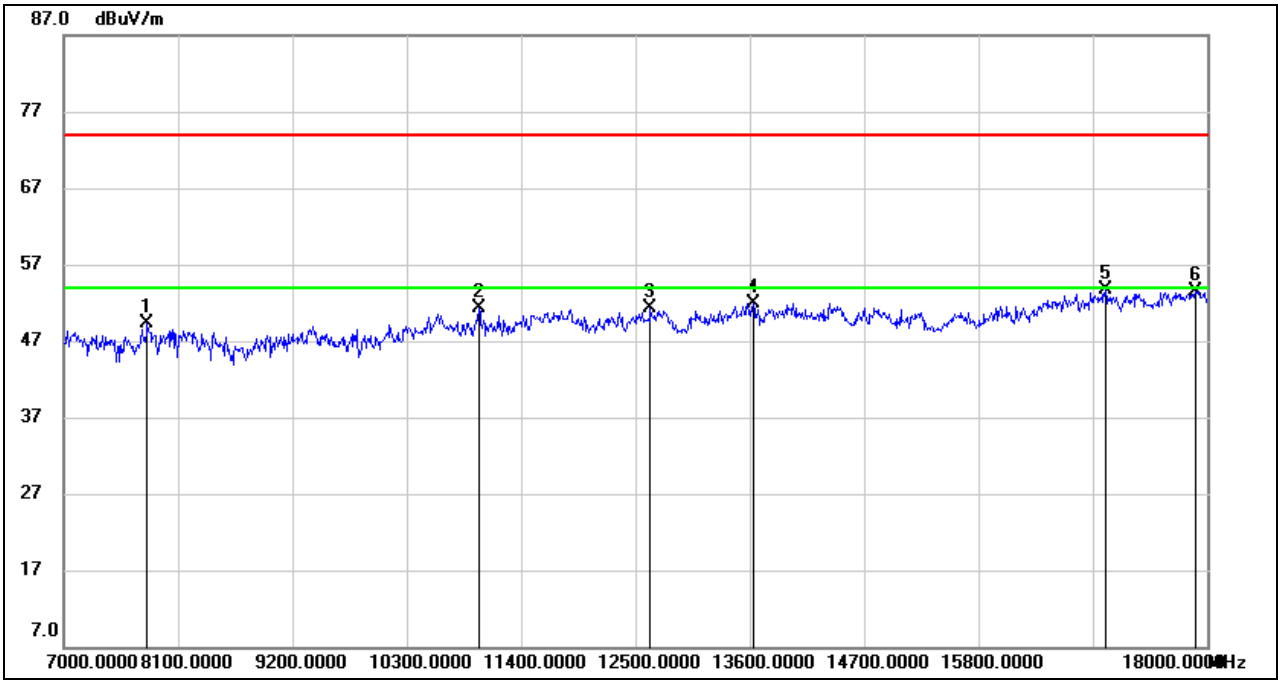

No.	Frequency (MHz)	Reading (dBuV)	Correct (dB/m)	Result (dBuV/m)	Limit (dBuV/m)	Margin (dB)	Remark
1	7803.000	39.59	9.63	49.22	74.00	-24.78	peak
2	10993.000	37.68	13.59	51.27	74.00	-22.73	peak
3	12643.000	36.63	14.72	51.35	74.00	-22.65	peak
4	13633.000	35.48	16.49	51.97	74.00	-22.03	peak
5	17021.000	32.56	21.13	53.69	74.00	-20.31	peak
6	17890.000	30.10	23.40	53.50	74.00	-20.50	peak

Note: 1. Measurement = Reading Level + Correct Factor.
2. If Peak Result complies with AV limit, AV Result is deemed to comply with AV limit.
3. Peak: Peak detector.
4. The High Pass filter loss factor already add into the correct factor.
5. Proper operation of the transmitter prior to adding the filter to the measurement chain.
6. Owing to the highest peak level of unwanted emission out of the restricted bands complies with the lowest limit(54dBuV/m), so all the test point were deemed to comply with the limits list in the standard.

This report shall not be reproduced except in full, without the written approval of UL Verification Services (Guangzhou) Co., Ltd, Song Shan Lake Branch.

VERTICAL RESULTS
1-7GHz

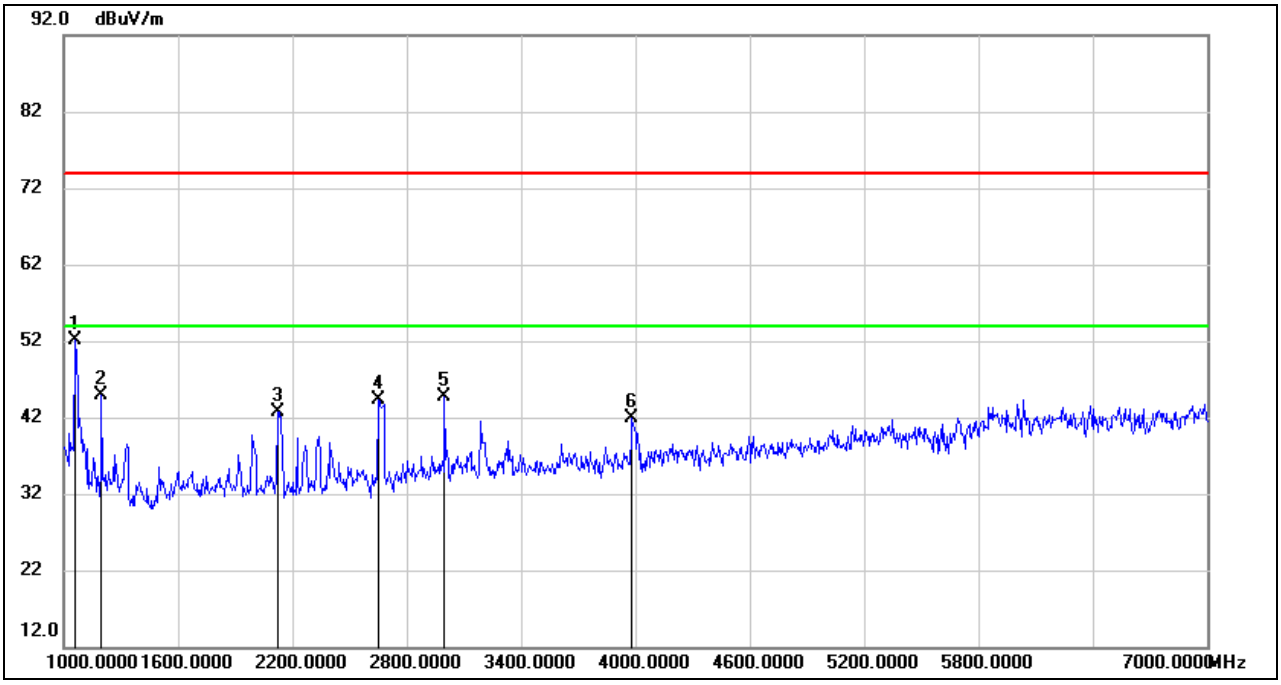

No.	Frequency (MHz)	Reading (dBuV)	Correct (dB/m)	Result (dBuV/m)	Limit (dBuV/m)	Margin (dB)	Remark
1	1060.000	66.61	-14.51	52.10	74.00	-21.90	peak
2	1198.000	58.43	-13.52	44.91	74.00	-29.09	peak
3	2122.000	52.79	-10.11	42.68	74.00	-31.32	peak
4	2650.000	52.57	-8.26	44.31	74.00	-29.69	peak
5	2998.000	51.07	-6.27	44.80	74.00	-29.20	peak
6	3982.000	45.95	-4.10	41.85	74.00	-32.15	peak

Note: 1. Measurement = Reading Level + Correct Factor.
2. If Peak Result complies with AV limit, AV Result is deemed to comply with AV limit.
3. Peak: Peak detector.
4. Filter losses were only considered in then spurious frequency bands and the authorized band was not corrected for BRF losses.
5. Proper operation of the transmitter prior to adding the filter to the measurement chain.
6. Owing to the highest peak level of unwanted emission out of the restricted bands complies with the lowest limit(54dBuV/m), so all the test point were deemed to comply with the limits list in the standard.

This report shall not be reproduced except in full, without the written approval of UL Verification Services (Guangzhou) Co., Ltd, Song Shan Lake Branch.

7-18GHz

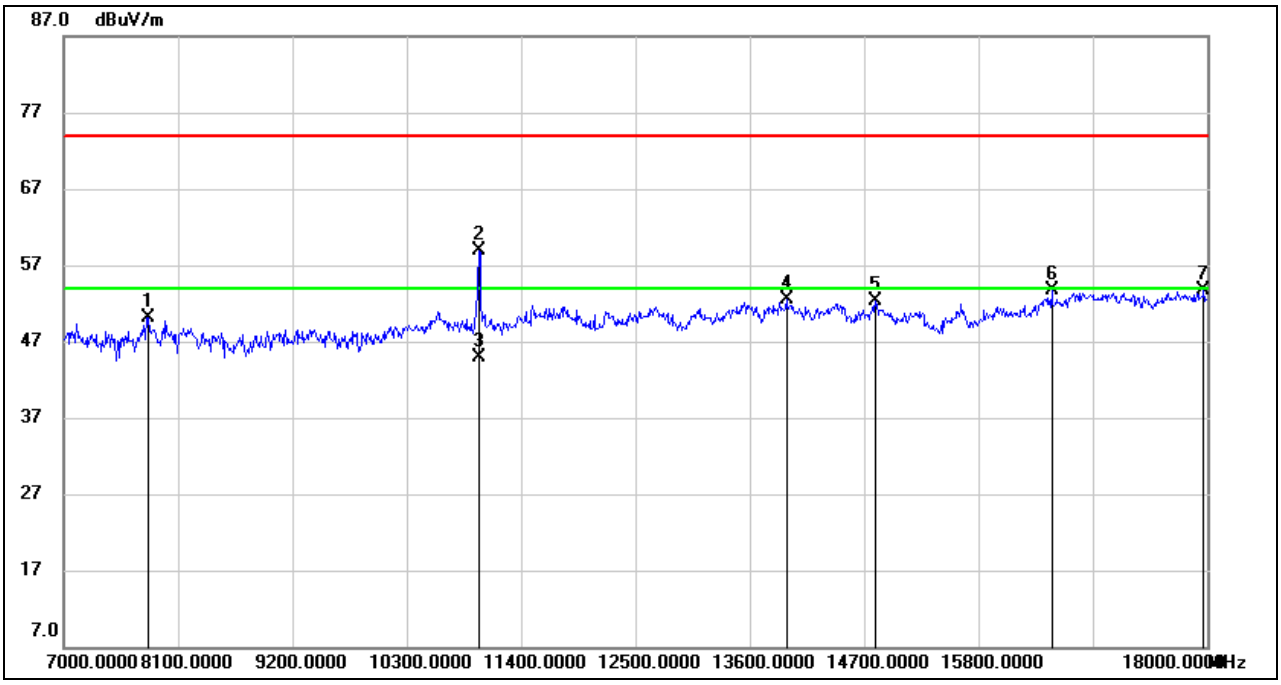

No.	Frequency (MHz)	Reading (dBuV)	Correct (dB/m)	Result (dBuV/m)	Limit (dBuV/m)	Margin (dB)	Remark
1	7814.000	40.48	9.58	50.06	74.00	-23.94	peak
2	10993.000	45.41	13.59	59.00	74.00	-15.00	peak
3	10993.000	31.39	13.59	44.98	54.00	-9.02	AVG
4	13952.000	35.68	16.74	52.42	74.00	-21.58	peak
5	14810.000	36.18	16.12	52.30	74.00	-21.70	peak
6	16504.000	33.92	19.80	53.72	74.00	-20.28	peak
7	17967.000	30.18	23.45	53.63	74.00	-20.37	peak

Note: 1. Measurement = Reading Level + Correct Factor.
2. If Peak Result complies with AV limit, AV Result is deemed to comply with AV limit.
3. Peak: Peak detector.
4. The High Pass filter loss factor already add into the correct factor.
5. Proper operation of the transmitter prior to adding the filter to the measurement chain.
6. Owing to the highest peak level of unwanted emission out of the restricted bands complies with the lowest limit(54dBuV/m), so all the test point were deemed to comply with the limits list in the standard.

This report shall not be reproduced except in full, without the written approval of UL Verification Services (Guangzhou) Co., Ltd, Song Shan Lake Branch.

HARMONICS AND SPURIOUS EMISSIONS MID CHANNEL

HORIZONTAL RESULTS
1-7GHz

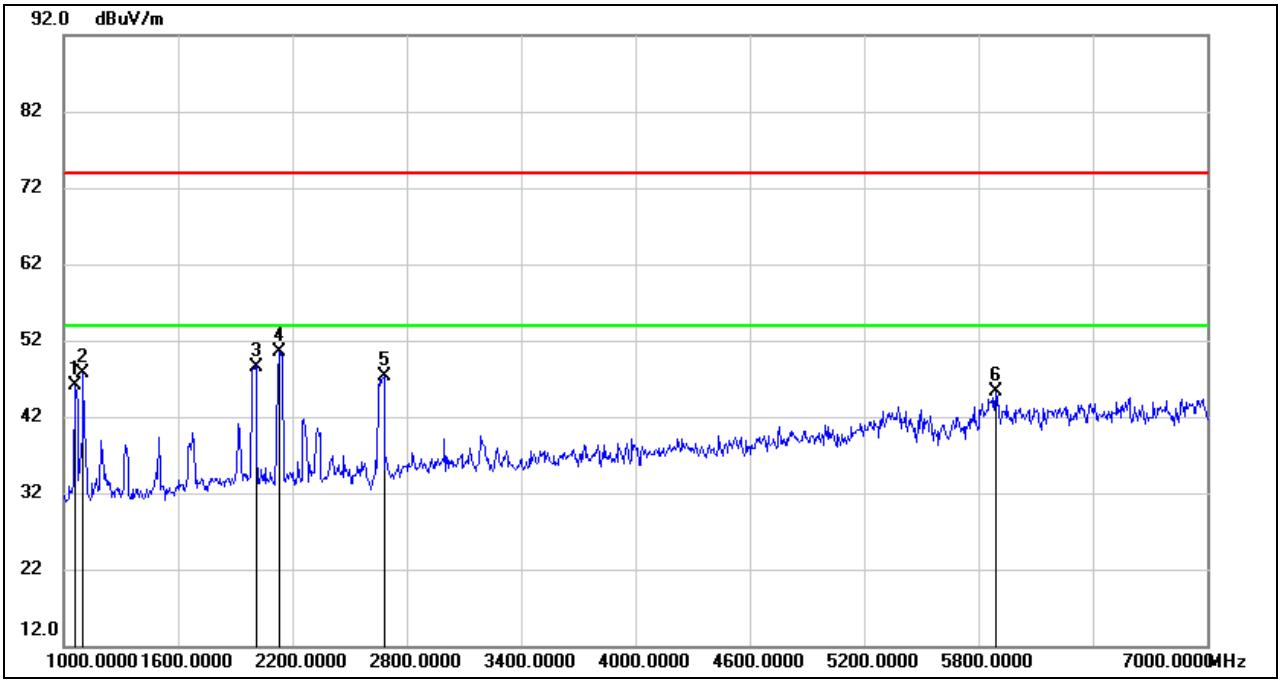

No.	Frequency (MHz)	Reading (dBuV)	Correct (dB/m)	Result (dBuV/m)	Limit (dBuV/m)	Margin (dB)	Remark
1	1060.000	60.57	-14.51	46.06	74.00	-27.94	peak
2	1102.000	62.05	-14.41	47.64	74.00	-26.36	peak
3	2008.000	59.41	-10.81	48.60	74.00	-25.40	peak
4	2134.000	60.59	-10.07	50.52	74.00	-23.48	peak
5	2680.000	55.32	-8.04	47.28	74.00	-26.72	peak
6	5890.000	40.55	4.68	45.23	74.00	-28.77	peak

Note: 1. Measurement = Reading Level + Correct Factor.
2. If Peak Result complies with AV limit, AV Result is deemed to comply with AV limit.
3. Peak: Peak detector.
4. Filter losses were only considered in then spurious frequency bands and the authorized band was not corrected for BRF losses.
5. Proper operation of the transmitter prior to adding the filter to the measurement chain.
6. Owing to the highest peak level of unwanted emission out of the restricted bands complies with the lowest limit(54dBuV/m), so all the test point were deemed to comply with the limits list in the standard.

This report shall not be reproduced except in full, without the written approval of UL Verification Services (Guangzhou) Co., Ltd, Song Shan Lake Branch.

HORIZONTAL RESULTS
7-18GHz

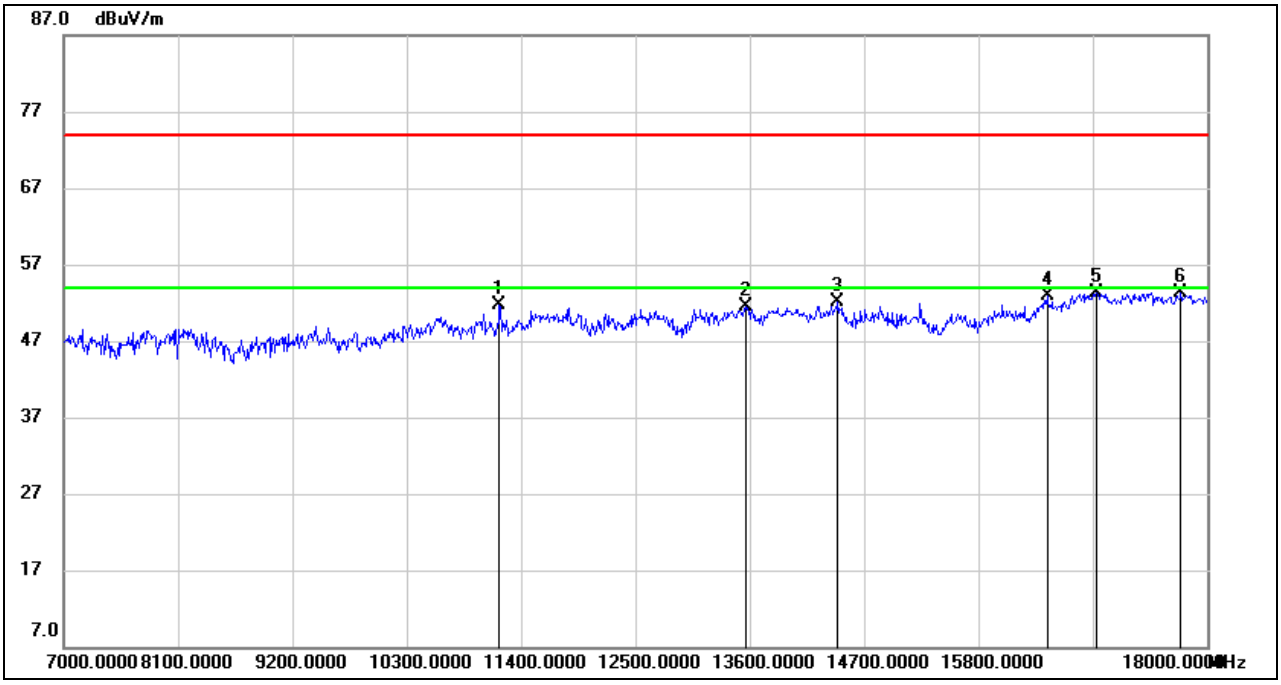

No.	Frequency (MHz)	Reading (dBuV)	Correct (dB/m)	Result (dBuV/m)	Limit (dBuV/m)	Margin (dB)	Remark
1	11191.000	37.81	13.80	51.61	74.00	-22.39	peak
2	13556.000	35.14	16.37	51.51	74.00	-22.49	peak
3	14447.000	35.08	16.93	52.01	74.00	-21.99	peak
4	16460.000	33.20	19.65	52.85	74.00	-21.15	peak
5	16933.000	32.61	20.69	53.30	74.00	-20.70	peak
6	17747.000	30.24	22.99	53.23	74.00	-20.77	peak

Note: 1. Measurement = Reading Level + Correct Factor.
2. If Peak Result complies with AV limit, AV Result is deemed to comply with AV limit.
3. Peak: Peak detector.
4. The High Pass filter loss factor already add into the correct factor.
5. Proper operation of the transmitter prior to adding the filter to the measurement chain.
6. Owing to the highest peak level of unwanted emission out of the restricted bands complies with the lowest limit(54dBuV/m), so all the test point were deemed to comply with the limits list in the standard.

This report shall not be reproduced except in full, without the written approval of UL Verification Services (Guangzhou) Co., Ltd, Song Shan Lake Branch.

VERTICAL RESULTS
1-7GHz

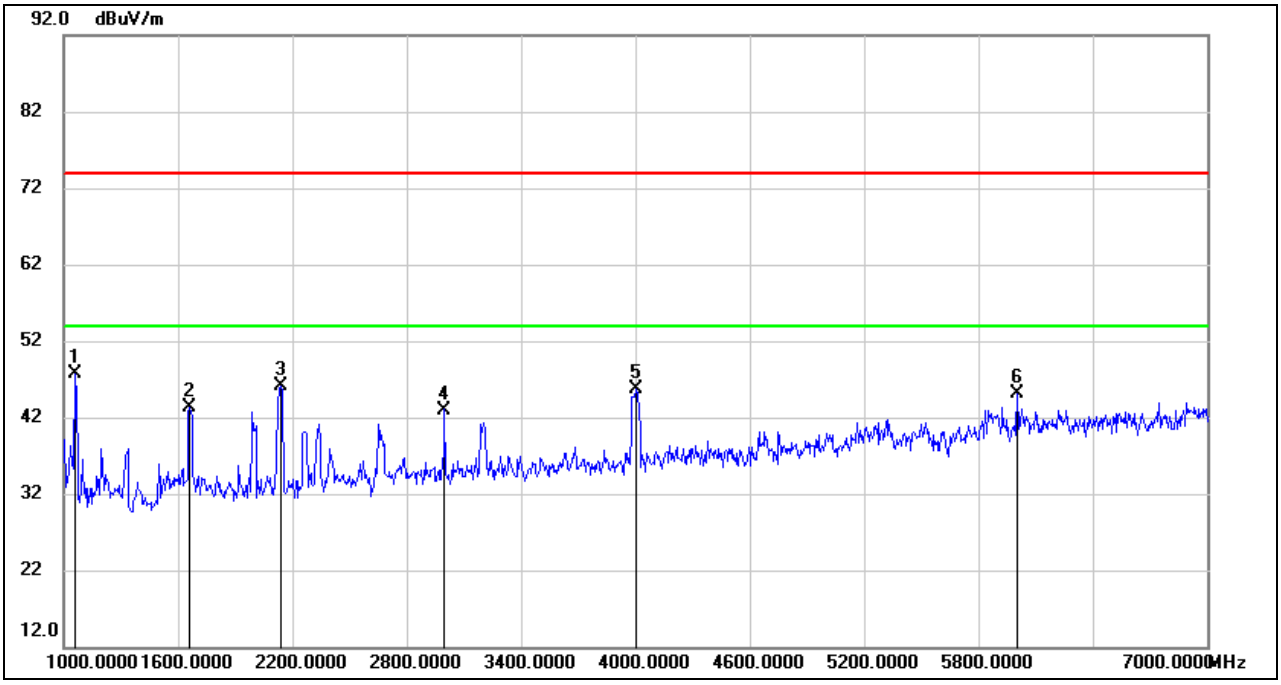

No.	Frequency (MHz)	Reading (dBuV)	Correct (dB/m)	Result (dBuV/m)	Limit (dBuV/m)	Margin (dB)	Remark
1	1060.000	62.18	-14.51	47.67	74.00	-26.33	peak
2	1660.000	55.48	-12.10	43.38	74.00	-30.62	peak
3	2140.000	56.17	-10.05	46.12	74.00	-27.88	peak
4	2998.000	49.27	-6.27	43.00	74.00	-31.00	peak
5	4000.000	49.79	-4.08	45.71	74.00	-28.29	peak
6	6004.000	41.89	3.30	45.19	74.00	-28.81	peak

Note: 1. Measurement = Reading Level + Correct Factor.
2. If Peak Result complies with AV limit, AV Result is deemed to comply with AV limit.
3. Peak: Peak detector.
4. Filter losses were only considered in then spurious frequency bands and the authorized band was not corrected for BRF losses.
5. Proper operation of the transmitter prior to adding the filter to the measurement chain.
6. Owing to the highest peak level of unwanted emission out of the restricted bands complies with the lowest limit(54dBuV/m), so all the test point were deemed to comply with the limits list in the standard.

This report shall not be reproduced except in full, without the written approval of UL Verification Services (Guangzhou) Co., Ltd, Song Shan Lake Branch.

7-18GHz

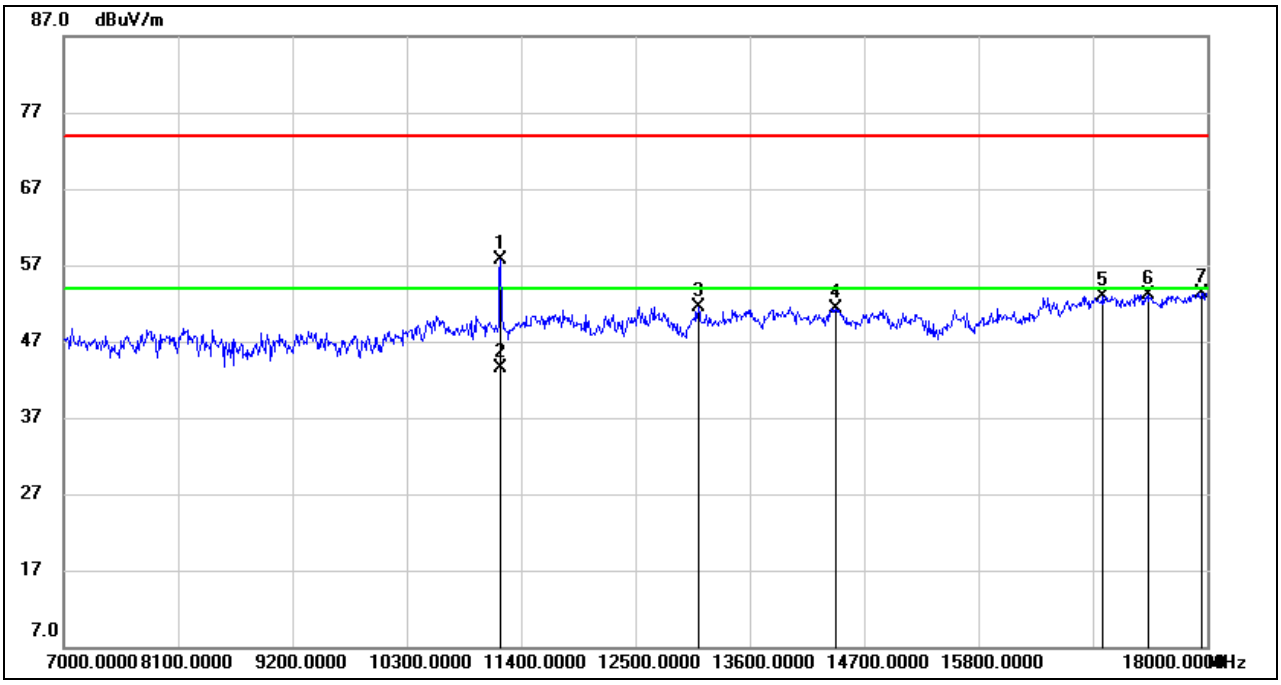

No.	Frequency (MHz)	Reading (dBuV)	Correct (dB/m)	Result (dBuV/m)	Limit (dBuV/m)	Margin (dB)	Remark
1	11202.000	43.87	13.80	57.67	74.00	-16.33	peak
2	11202.000	29.64	13.80	43.44	54.00	-10.56	AVG
3	13105.000	36.09	15.49	51.58	74.00	-22.42	peak
4	14425.000	34.39	16.97	51.36	74.00	-22.64	peak
5	16999.000	31.72	21.09	52.81	74.00	-21.19	peak
6	17439.000	31.38	21.72	53.10	74.00	-20.90	peak
7	17945.000	29.87	23.43	53.30	74.00	-20.70	peak

Note: 1. Measurement = Reading Level + Correct Factor.
2. If Peak Result complies with AV limit, AV Result is deemed to comply with AV limit.
3. Peak: Peak detector.
4. The High Pass filter loss factor already add into the correct factor.
5. Proper operation of the transmitter prior to adding the filter to the measurement chain.
6. Owing to the highest peak level of unwanted emission out of the restricted bands complies with the lowest limit(54dBuV/m), so all the test point were deemed to comply with the limits list in the standard.

This report shall not be reproduced except in full, without the written approval of UL Verification Services (Guangzhou) Co., Ltd, Song Shan Lake Branch.

HARMONICS AND SPURIOUS EMISSIONS HIGH CHANNEL

HORIZONTAL RESULTS
1-7GHz

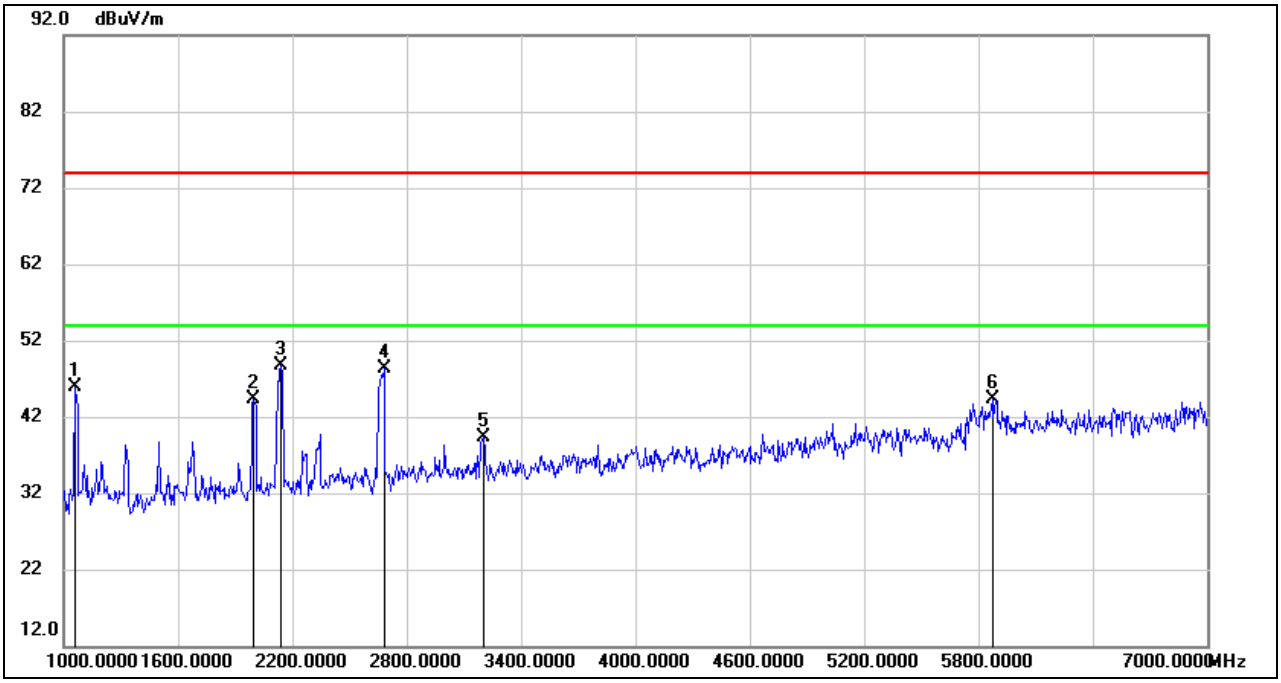

No.	Frequency (MHz)	Reading (dBuV)	Correct (dB/m)	Result (dBuV/m)	Limit (dBuV/m)	Margin (dB)	Remark
1	1060.000	60.46	-14.51	45.95	74.00	-28.05	peak
2	1996.000	55.21	-10.86	44.35	74.00	-29.65	peak
3	2140.000	58.66	-10.05	48.61	74.00	-25.39	peak
4	2680.000	56.25	-8.04	48.21	74.00	-25.79	peak
5	3202.000	45.19	-5.97	39.22	74.00	-34.78	peak
6	5872.000	40.03	4.33	44.36	74.00	-29.64	peak

Note: 1. Measurement = Reading Level + Correct Factor.
2. If Peak Result complies with AV limit, AV Result is deemed to comply with AV limit.
3. Peak: Peak detector.
4. Filter losses were only considered in then spurious frequency bands and the authorized band was not corrected for BRF losses.
5. Proper operation of the transmitter prior to adding the filter to the measurement chain.
6. Owing to the highest peak level of unwanted emission out of the restricted bands complies with the lowest limit(54dBuV/m), so all the test point were deemed to comply with the limits list in the standard.

This report shall not be reproduced except in full, without the written approval of UL Verification Services (Guangzhou) Co., Ltd, Song Shan Lake Branch.

HORIZONTAL RESULTS
7-18GHz

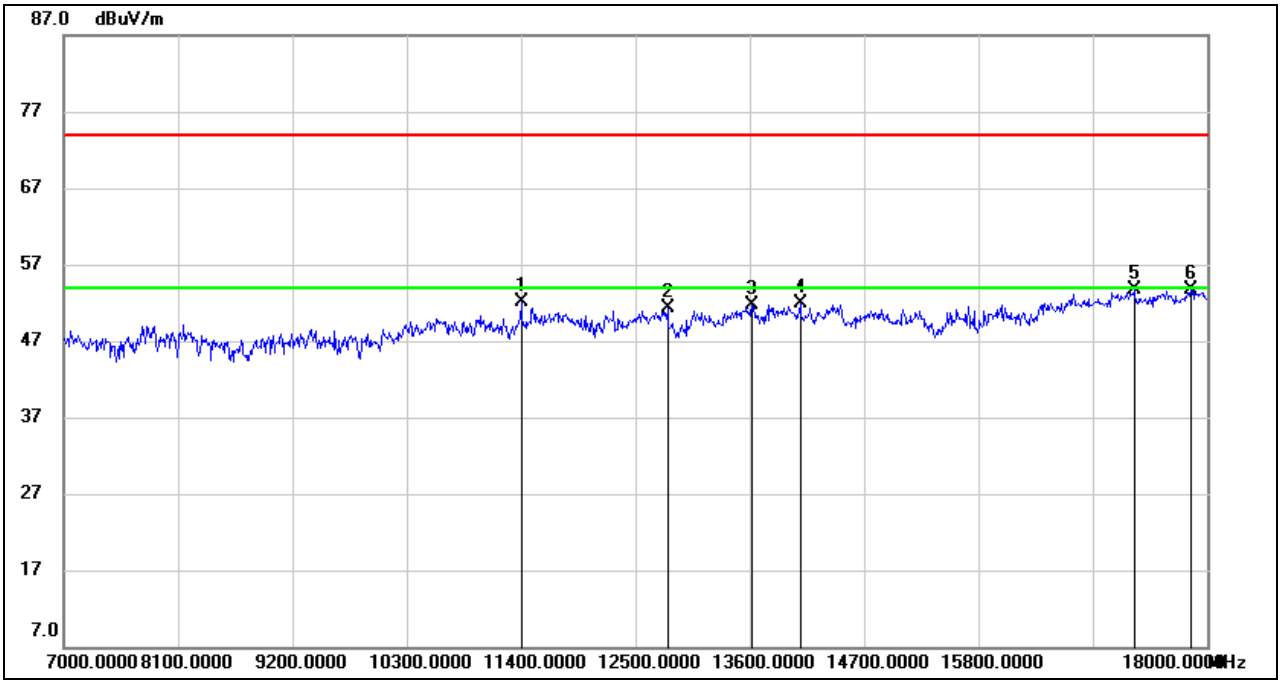

No.	Frequency (MHz)	Reading (dBuV)	Correct (dB/m)	Result (dBuV/m)	Limit (dBuV/m)	Margin (dB)	Remark
1	11400.000	38.30	13.81	52.11	74.00	-21.89	peak
2	12808.000	34.96	16.34	51.30	74.00	-22.70	peak
3	13622.000	35.25	16.48	51.73	74.00	-22.27	peak
4	14084.000	35.21	16.76	51.97	74.00	-22.03	peak
5	17296.000	31.54	22.16	53.70	74.00	-20.30	peak
6	17846.000	30.26	23.43	53.69	74.00	-20.31	peak

Note: 1. Measurement = Reading Level + Correct Factor.
2. If Peak Result complies with AV limit, AV Result is deemed to comply with AV limit.
3. Peak: Peak detector.
4. The High Pass filter loss factor already add into the correct factor.
5. Proper operation of the transmitter prior to adding the filter to the measurement chain.
6. Owing to the highest peak level of unwanted emission out of the restricted bands complies with the lowest limit(54dBuV/m), so all the test point were deemed to comply with the limits list in the standard.

This report shall not be reproduced except in full, without the written approval of UL Verification Services (Guangzhou) Co., Ltd, Song Shan Lake Branch.

VERTICAL RESULTS
1-7GHz

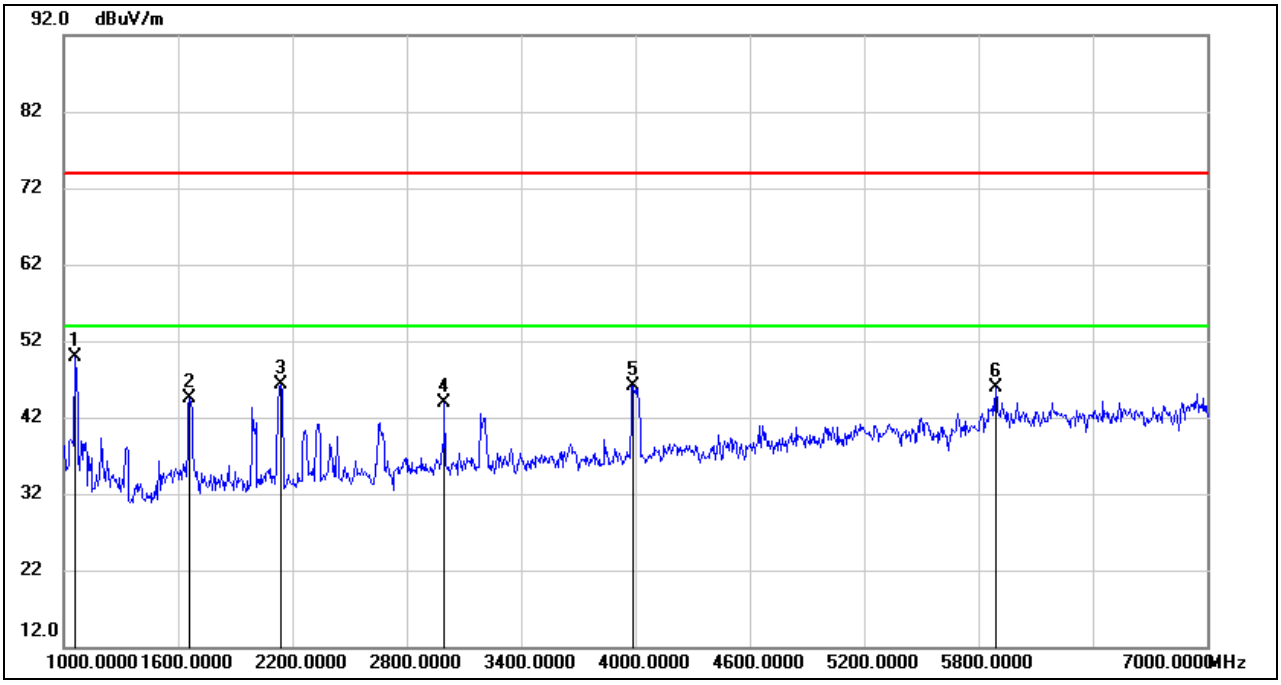

No.	Frequency (MHz)	Reading (dBuV)	Correct (dB/m)	Result (dBuV/m)	Limit (dBuV/m)	Margin (dB)	Remark
1	1060.000	64.34	-14.51	49.83	74.00	-24.17	peak
2	1660.000	56.59	-12.10	44.49	74.00	-29.51	peak
3	2140.000	56.43	-10.05	46.38	74.00	-27.62	peak
4	2998.000	50.24	-6.27	43.97	74.00	-30.03	peak
5	3988.000	50.23	-4.08	46.15	74.00	-27.85	peak
6	5890.000	41.27	4.68	45.95	74.00	-28.05	peak

Note: 1. Measurement = Reading Level + Correct Factor.
2. If Peak Result complies with AV limit, AV Result is deemed to comply with AV limit.
3. Peak: Peak detector.
4. Filter losses were only considered in then spurious frequency bands and the authorized band was not corrected for BRF losses.
5. Proper operation of the transmitter prior to adding the filter to the measurement chain.
6. Owing to the highest peak level of unwanted emission out of the restricted bands complies with the lowest limit(54dBuV/m), so all the test point were deemed to comply with the limits list in the standard.

This report shall not be reproduced except in full, without the written approval of UL Verification Services (Guangzhou) Co., Ltd, Song Shan Lake Branch.

7-18GHz

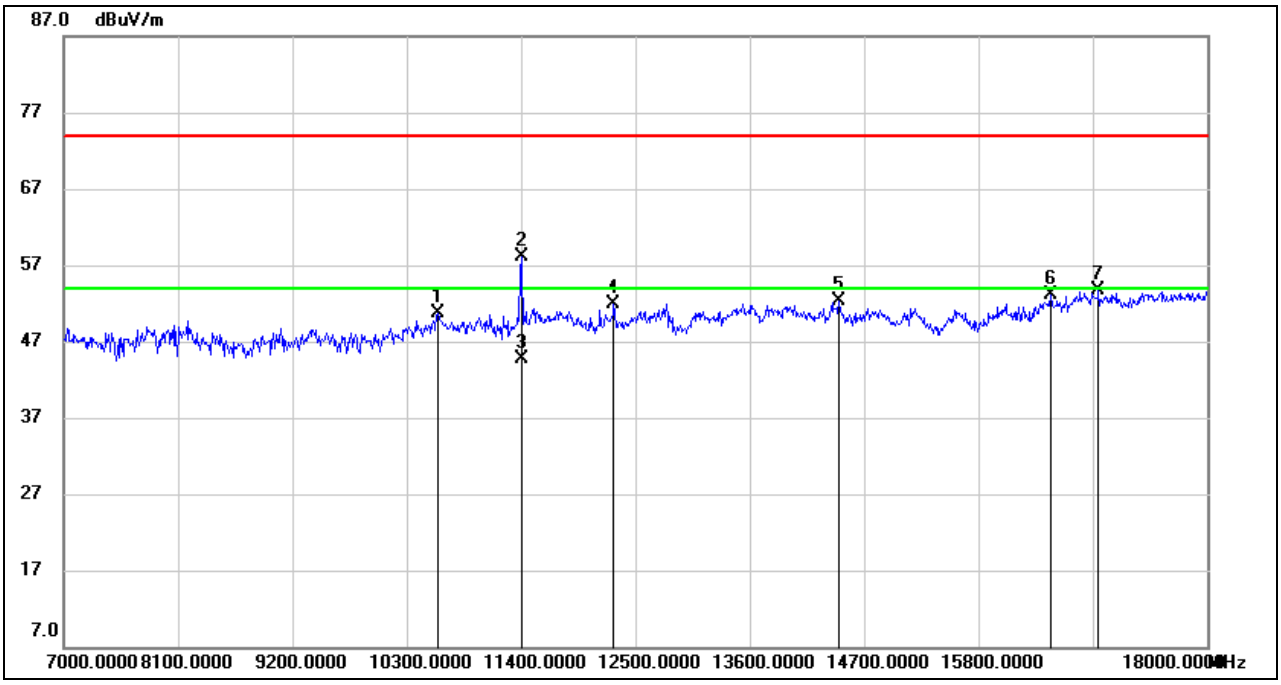

No.	Frequency (MHz)	Reading (dBuV)	Correct (dB/m)	Result (dBuV/m)	Limit (dBuV/m)	Margin (dB)	Remark
1	10597.000	37.35	13.38	50.73	74.00	-23.27	peak
2	11400.000	44.23	13.81	58.04	74.00	-15.96	peak
3	11400.000	30.83	13.81	44.64	54.00	-9.36	AVG
4	12291.000	37.01	14.98	51.99	74.00	-22.01	peak
5	14458.000	35.40	16.91	52.31	74.00	-21.69	peak
6	16493.000	33.24	19.77	53.01	74.00	-20.99	peak
7	16955.000	32.89	20.82	53.71	74.00	-20.29	peak

Note: 1. Measurement = Reading Level + Correct Factor.
2. If Peak Result complies with AV limit, AV Result is deemed to comply with AV limit.
3. Peak: Peak detector.
4. The High Pass filter loss factor already add into the correct factor.
5. Proper operation of the transmitter prior to adding the filter to the measurement chain.
6. Owing to the highest peak level of unwanted emission out of the restricted bands complies with the lowest limit(54dBuV/m), so all the test point were deemed to comply with the limits list in the standard.

This report shall not be reproduced except in full, without the written approval of UL Verification Services (Guangzhou) Co., Ltd, Song Shan Lake Branch.

8.1.4. STRADDLE CHANNEL 144

HARMONICS AND SPURIOUS EMISSIONS HIGH CHANNEL

HORIZONTAL RESULTS
7-18GHz

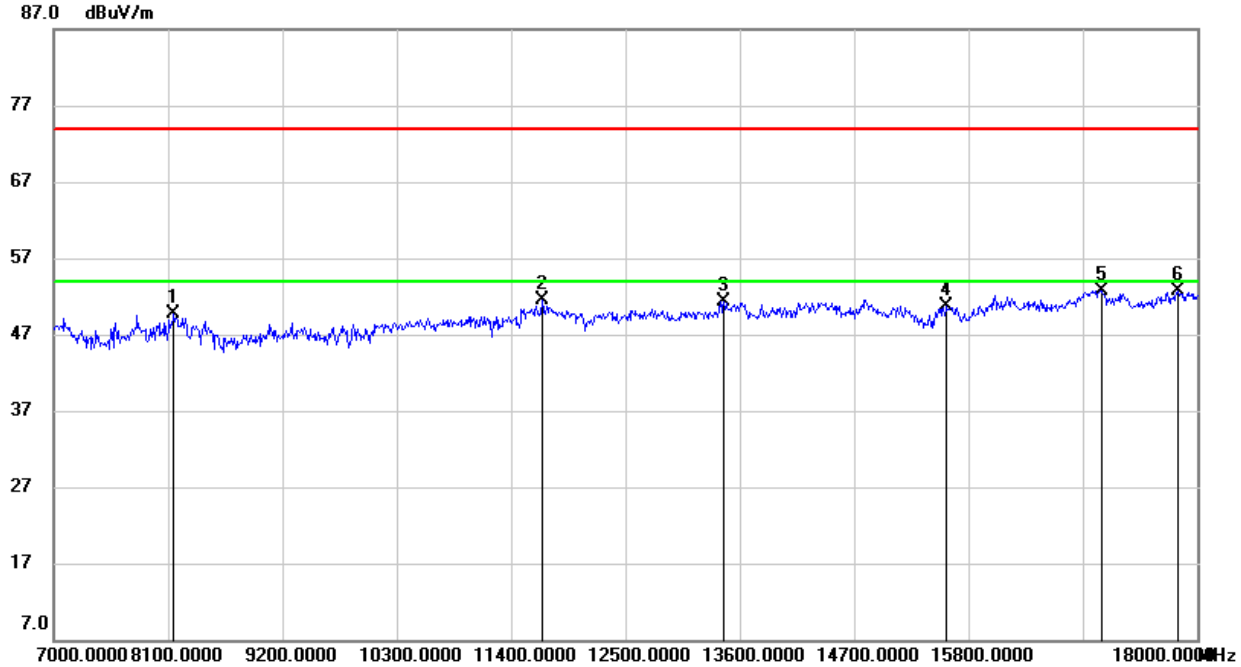

No.	Frequency (MHz)	Reading (dBuV)	Correct (dB/m)	Result (dBuV/m)	Limit (dBuV/m)	Margin (dB)	Remark
1	8155.000	39.76	10.02	49.78	74.00	-24.22	peak
2	11697.000	37.27	14.17	51.44	74.00	-22.56	peak
3	13446.000	35.02	16.35	51.37	74.00	-22.63	peak
4	15591.000	33.71	16.99	50.70	74.00	-23.30	peak
5	17076.000	31.54	21.24	52.78	74.00	-21.22	peak
6	17813.000	29.34	23.45	52.79	74.00	-21.21	peak

Note: 1. Measurement = Reading Level + Correct Factor.
2. If Peak Result complies with AV limit, AV Result is deemed to comply with AV limit.
3. Peak: Peak detector.
4. Filter losses were only considered in then spurious frequency bands and the authorized band was not corrected for BRF losses.
5. Proper operation of the transmitter prior to adding the filter to the measurement chain.
6. Owing to the highest peak level of unwanted emission out of the restricted bands complies with the lowest limit(54dBuV/m), so all the test point were deemed to comply with the limits list in the standard.

This report shall not be reproduced except in full, without the written approval of UL Verification Services (Guangzhou) Co., Ltd, Song Shan Lake Branch.

VERTICAL RESULTS
7-18GHz

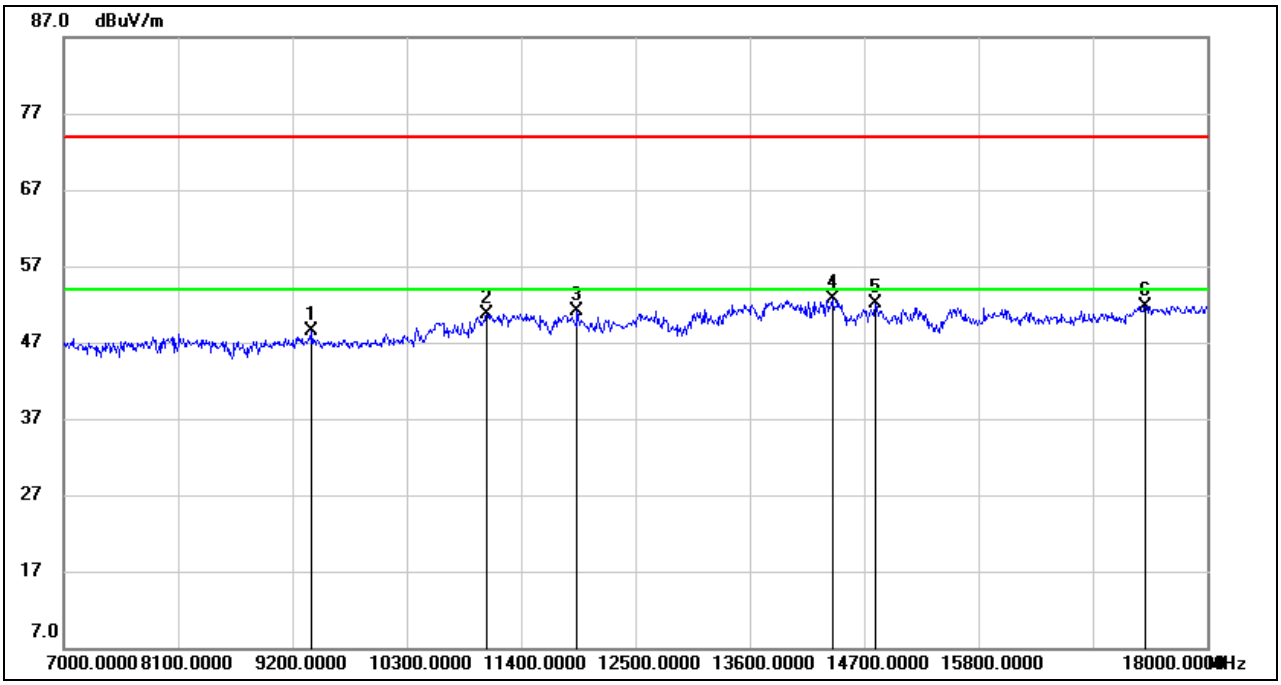

No.	Frequency (MHz)	Reading (dBuV)	Correct (dB/m)	Result (dBuV/m)	Limit (dBuV/m)	Margin (dB)	Remark
1	9387.000	37.54	10.89	48.43	74.00	-25.57	peak
2	11070.000	37.00	13.68	50.68	74.00	-23.32	peak
3	11939.000	36.49	14.65	51.14	74.00	-22.86	peak
4	14392.000	35.70	16.99	52.69	74.00	-21.31	peak
5	14810.000	35.90	16.12	52.02	74.00	-21.98	peak
6	17406.000	30.03	21.77	51.80	74.00	-22.20	peak

Note: 1. Measurement = Reading Level + Correct Factor.
2. If Peak Result complies with AV limit, AV Result is deemed to comply with AV limit.
3. Peak: Peak detector.
4. Filter losses were only considered in then spurious frequency bands and the authorized band was not corrected for BRF losses.
5. Proper operation of the transmitter prior to adding the filter to the measurement chain.
6. Owing to the highest peak level of unwanted emission out of the restricted bands complies with the lowest limit(54dBuV/m), so all the test point were deemed to comply with the limits list in the standard.

This report shall not be reproduced except in full, without the written approval of UL Verification Services (Guangzhou) Co., Ltd, Song Shan Lake Branch.

8.1.5. UNII-3 BAND

RESTRICTED BANDEDGE LOW CHANNEL

HORIZONTAL RESULTS
PEAK

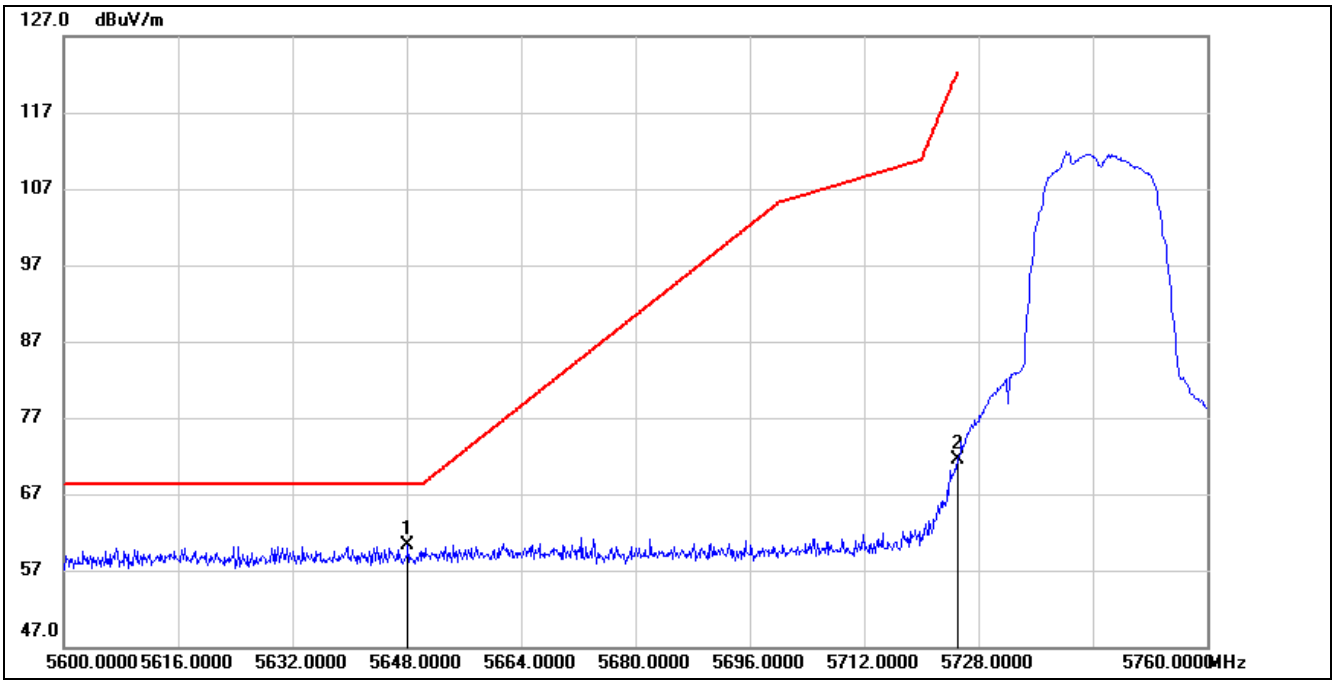

No.	Frequency (MHz)	Reading (dBuV)	Correct (dB/m)	Result (dBuV/m)	Limit (dBuV/m)	Margin (dB)	Remark
1	5648.160	18.73	41.48	60.21	68.20	-7.99	peak
2	5725.000	29.85	41.61	71.46	122.20	-50.74	peak

Note: 1. Measurement = Reading Level + Correct Factor.

.

This report shall not be reproduced except in full, without the written approval of UL Verification Services (Guangzhou) Co., Ltd, Song Shan Lake Branch.

VERTICAL RESULTS
PEAK

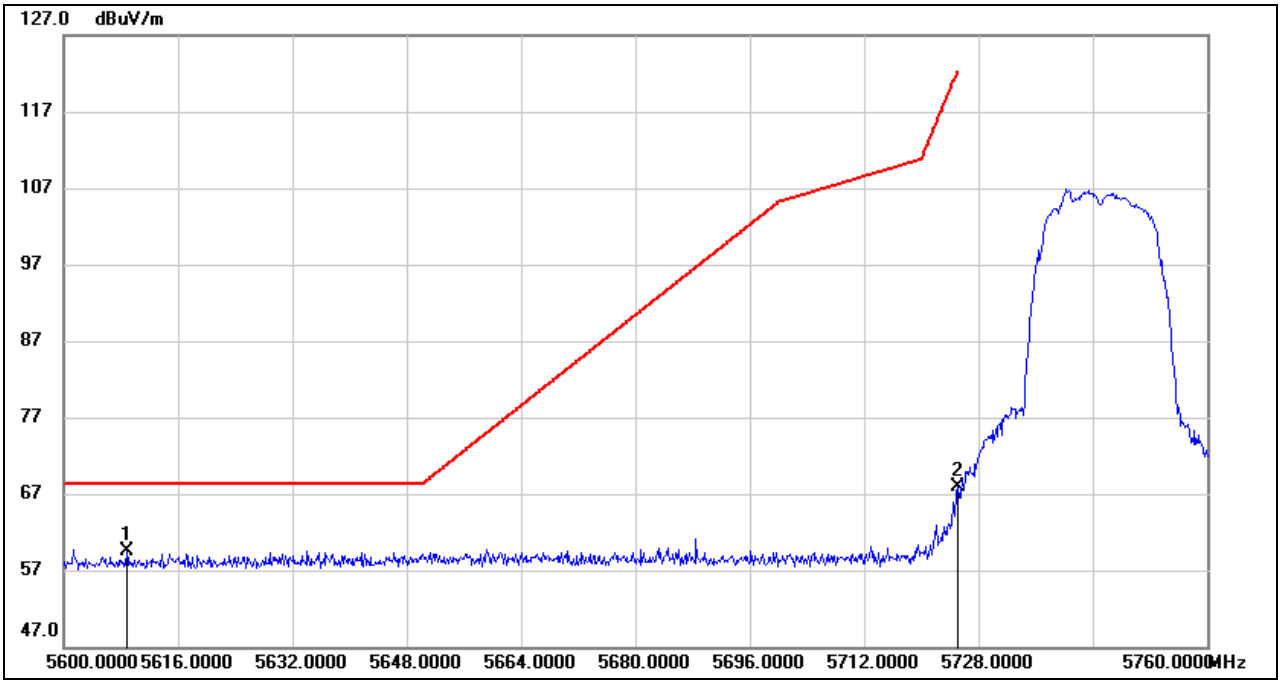

No.	Frequency (MHz)	Reading (dBuV)	Correct (dB/m)	Result (dBuV/m)	Limit (dBuV/m)	Margin (dB)	Remark
1	5608.800	18.09	41.46	59.55	68.20	-8.65	peak
2	5725.000	26.30	41.61	67.91	122.20	-54.29	peak

Note: 1. Measurement = Reading Level + Correct Factor.

This report shall not be reproduced except in full, without the written approval of UL Verification Services (Guangzhou) Co., Ltd, Song Shan Lake Branch.

RESTRICTED BANDEDGE HIGH CHANNEL

HORIZONTAL RESULTS
PEAK

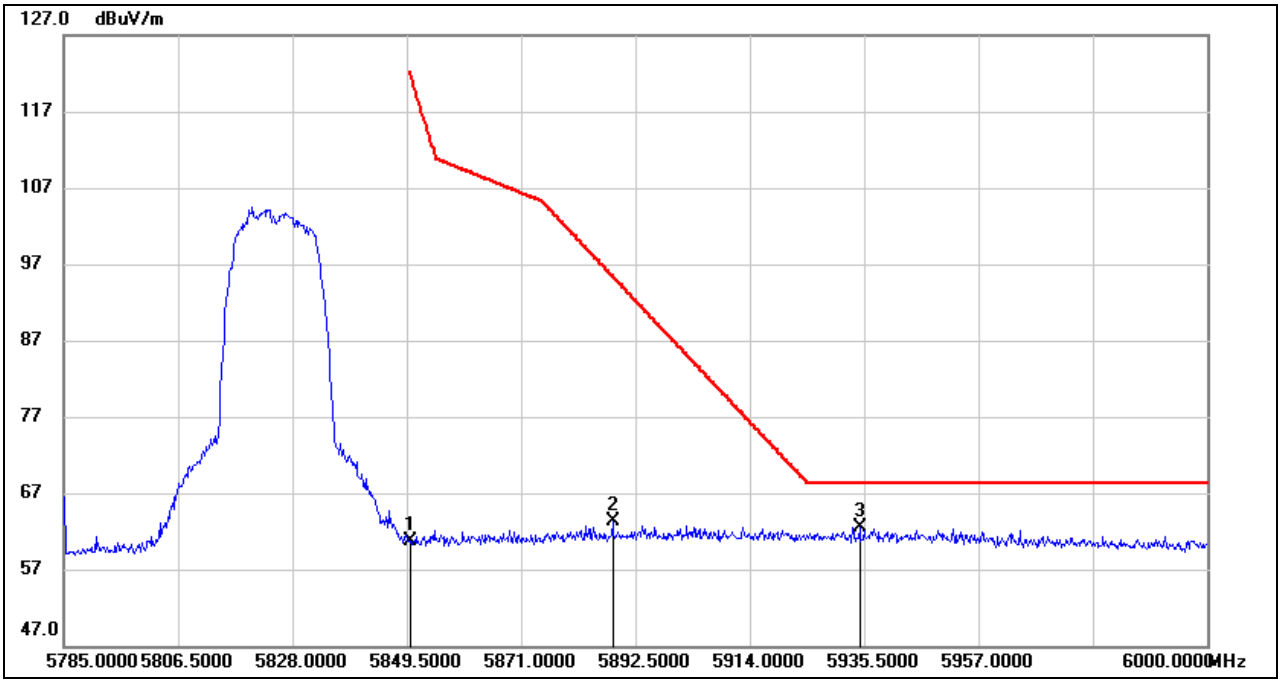

No.	Frequency (MHz)	Reading (dBuV)	Correct (dB/m)	Result (dBuV/m)	Limit (dBuV/m)	Margin (dB)	Remark
1	5850.000	17.87	42.89	60.76	122.20	-61.44	peak
2	5888.200	19.61	43.63	63.24	95.40	-32.16	peak
3	5934.640	19.30	43.26	62.56	68.20	-5.64	peak

Note: 1. Measurement = Reading Level + Correct Factor.

.

This report shall not be reproduced except in full, without the written approval of UL Verification Services (Guangzhou) Co., Ltd, Song Shan Lake Branch.

VERTICAL RESULTS
PEAK

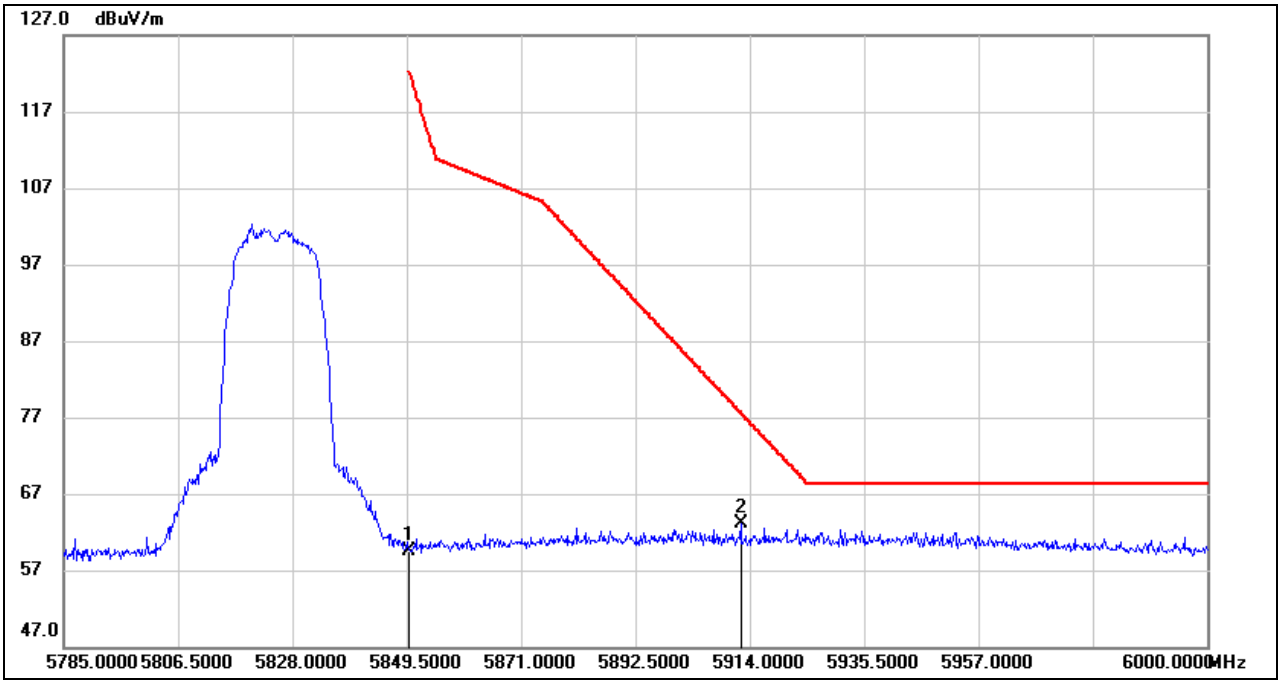

No.	Frequency (MHz)	Reading (dBuV)	Correct (dB/m)	Result (dBuV/m)	Limit (dBuV/m)	Margin (dB)	Remark
1	5850.000	16.66	42.89	59.55	122.20	-62.65	peak
2	5912.280	19.37	43.64	63.01	77.58	-14.57	peak

Note: 1. Measurement = Reading Level + Correct Factor.

This report shall not be reproduced except in full, without the written approval of UL Verification Services (Guangzhou) Co., Ltd, Song Shan Lake Branch.

HARMONICS AND SPURIOUS EMISSIONS LOW CHANNEL

HORIZONTAL RESULTS
1-7GHz

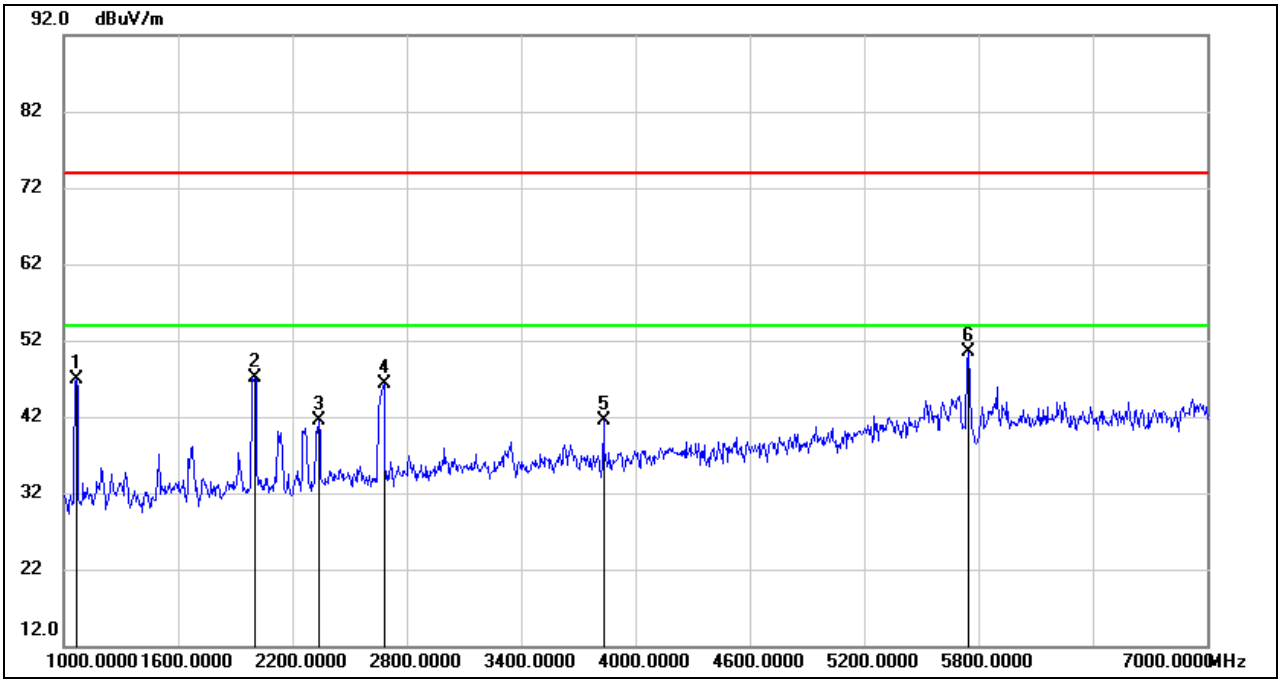

No.	Frequency (MHz)	Reading (dBuV)	Correct (dB/m)	Result (dBuV/m)	Limit (dBuV/m)	Margin (dB)	Remark
1	1066.000	61.32	-14.50	46.82	74.00	-27.18	peak
2	2002.000	58.04	-10.85	47.19	74.00	-26.81	peak
3	2338.000	50.82	-9.33	41.49	74.00	-32.51	peak
4	2680.000	54.28	-8.04	46.24	74.00	-27.76	peak
5	3832.000	45.69	-4.21	41.48	74.00	-32.52	peak
6	5745.000	47.89	2.52	50.41	74.00	-23.59	peak

Note: 1. Measurement = Reading Level + Correct Factor.
2. If Peak Result complies with AV limit, AV Result is deemed to comply with AV limit.
3. Peak: Peak detector.
4. Filter losses were only considered in then spurious frequency bands and the authorized band was not corrected for BRF losses.
5. Proper operation of the transmitter prior to adding the filter to the measurement chain.
6. Owing to the highest peak level of unwanted emission out of the restricted bands complies with the lowest limit(54dBuV/m), so all the test point were deemed to comply with the limits list in the standard.

This report shall not be reproduced except in full, without the written approval of UL Verification Services (Guangzhou) Co., Ltd, Song Shan Lake Branch.

HORIZONTAL RESULTS
7-18GHz

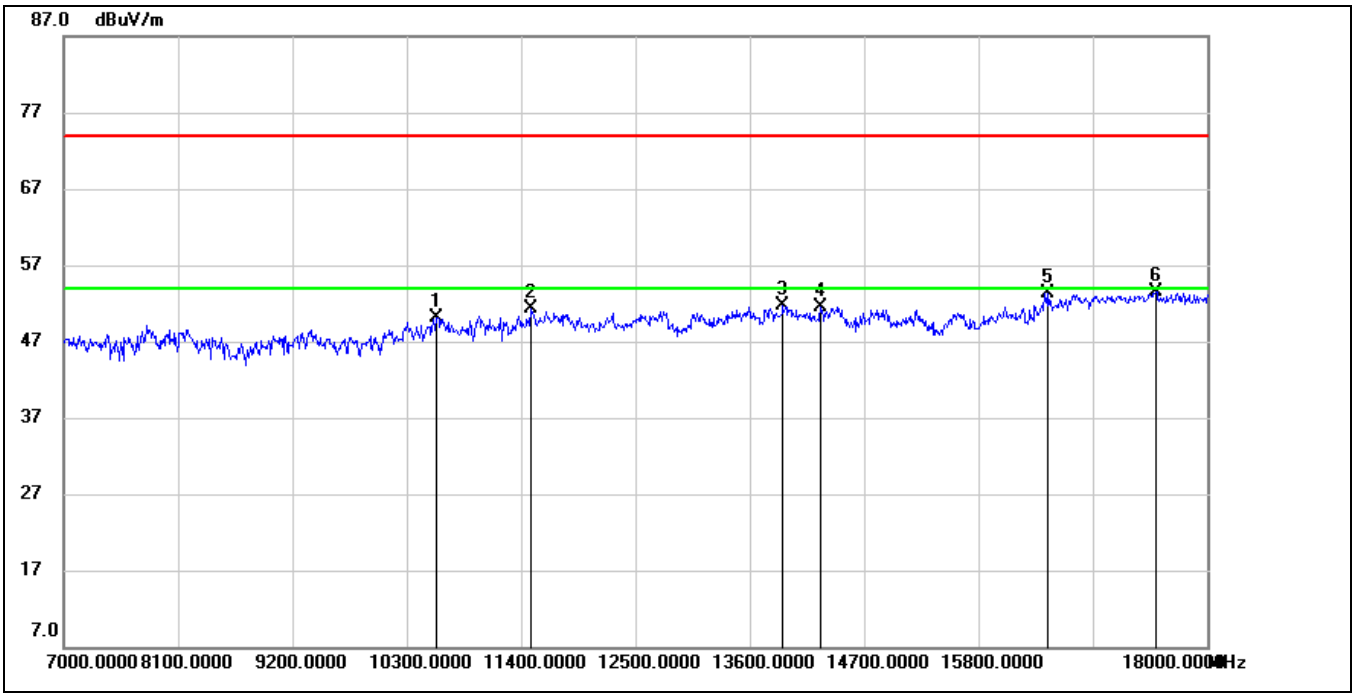

No.	Frequency (MHz)	Reading (dBuV)	Correct (dB/m)	Result (dBuV/m)	Limit (dBuV/m)	Margin (dB)	Remark
1	10586.000	36.88	13.25	50.13	74.00	-23.87	peak
2	11488.000	36.95	14.37	51.32	74.00	-22.68	peak
3	13919.000	35.05	16.72	51.77	74.00	-22.23	peak
4	14282.000	34.78	16.81	51.59	74.00	-22.41	peak
5	16471.000	33.67	19.69	53.36	74.00	-20.64	peak
6	17505.000	31.85	21.64	53.49	74.00	-20.51	peak

Note: 1. Measurement = Reading Level + Correct Factor.
2. If Peak Result complies with AV limit, AV Result is deemed to comply with AV limit.
3. Peak: Peak detector.
4. The High Pass filter loss factor already add into the correct factor.
5. Proper operation of the transmitter prior to adding the filter to the measurement chain.
6. Owing to the highest peak level of unwanted emission out of the restricted bands complies with the lowest limit(54dBuV/m), so all the test point were deemed to comply with the limits list in the standard.

This report shall not be reproduced except in full, without the written approval of UL Verification Services (Guangzhou) Co., Ltd, Song Shan Lake Branch.

VERTICAL RESULTS
1-7GHz

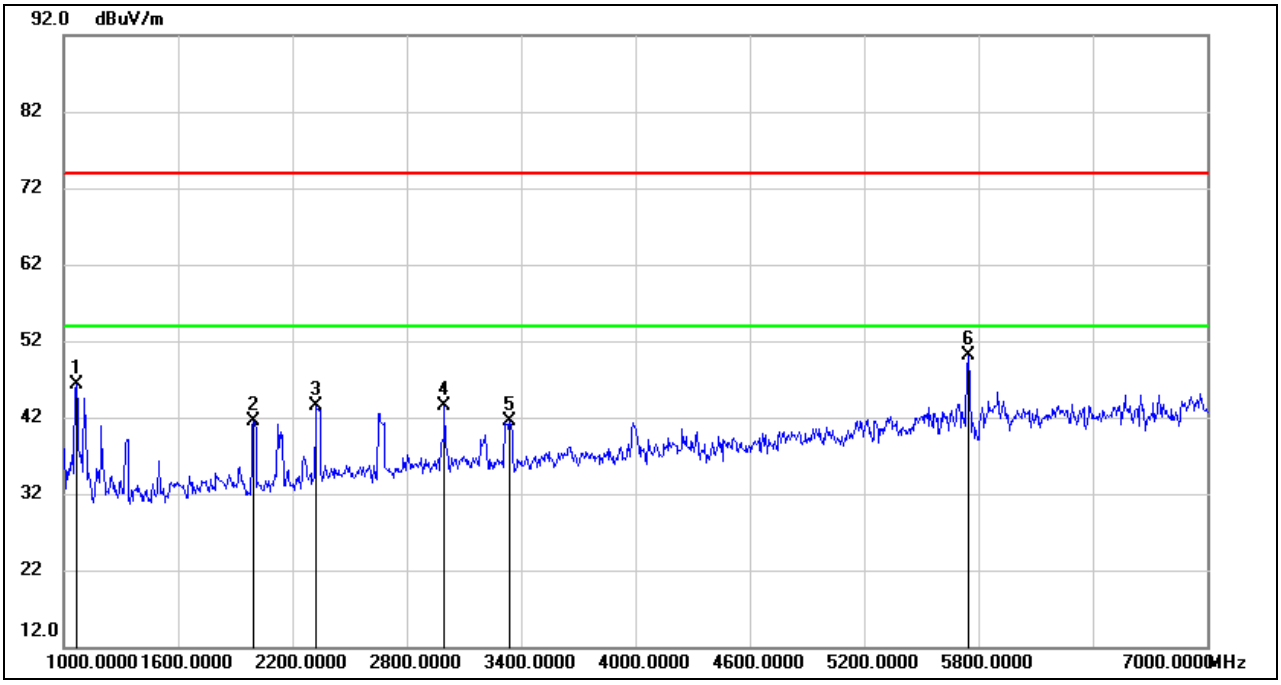

No.	Frequency (MHz)	Reading (dBuV)	Correct (dB/m)	Result (dBuV/m)	Limit (dBuV/m)	Margin (dB)	Remark
1	1066.000	60.72	-14.50	46.22	74.00	-27.78	peak
2	1996.000	52.28	-10.86	41.42	74.00	-32.58	peak
3	2326.000	52.94	-9.38	43.56	74.00	-30.44	peak
4	2998.000	49.70	-6.27	43.43	74.00	-30.57	peak
5	3340.000	47.14	-5.64	41.50	74.00	-32.50	peak
6	5745.000	47.67	2.52	50.19	74.00	-23.81	peak

Note: 1. Measurement = Reading Level + Correct Factor.
2. If Peak Result complies with AV limit, AV Result is deemed to comply with AV limit.
3. Peak: Peak detector.
4. Filter losses were only considered in then spurious frequency bands and the authorized band was not corrected for BRF losses.
5. Proper operation of the transmitter prior to adding the filter to the measurement chain.
6. Owing to the highest peak level of unwanted emission out of the restricted bands complies with the lowest limit(54dBuV/m), so all the test point were deemed to comply with the limits list in the standard.

This report shall not be reproduced except in full, without the written approval of UL Verification Services (Guangzhou) Co., Ltd, Song Shan Lake Branch.

7-18GHz

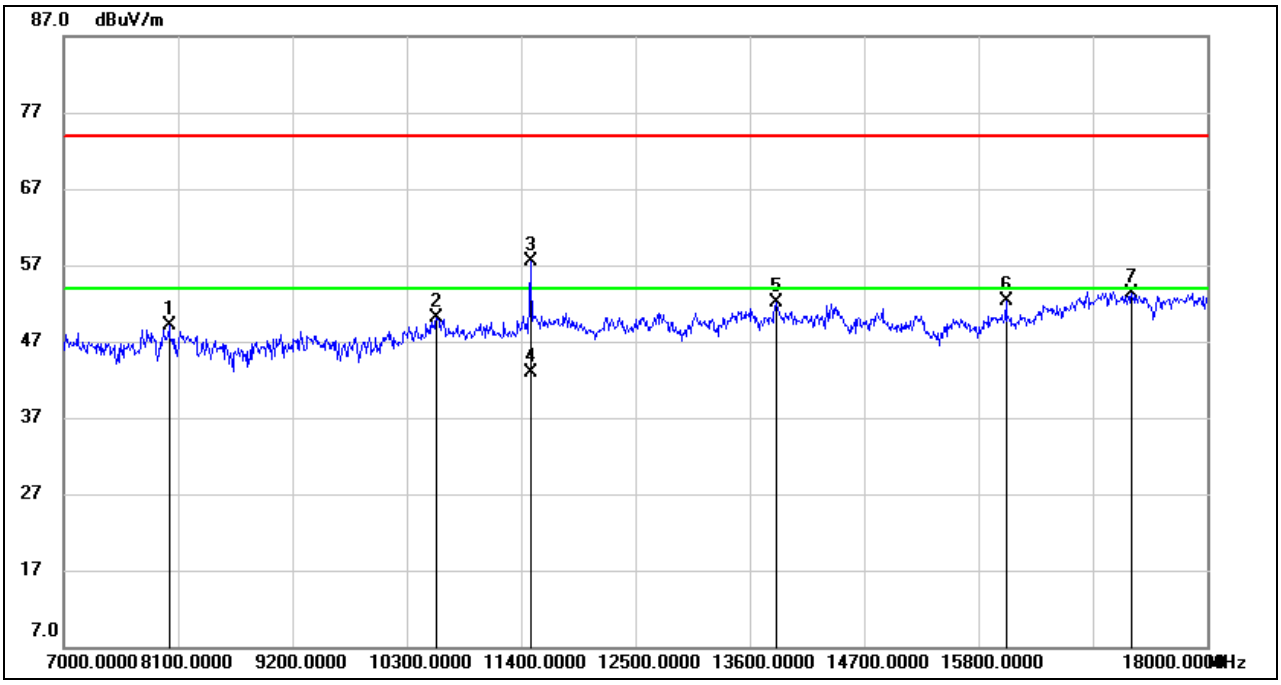

No.	Frequency (MHz)	Reading (dBuV)	Correct (dB/m)	Result (dBuV/m)	Limit (dBuV/m)	Margin (dB)	Remark
1	8012.000	40.00	9.07	49.07	74.00	-24.93	peak
2	10586.000	36.84	13.25	50.09	74.00	-23.91	peak
3	11488.000	43.05	14.37	57.42	74.00	-16.58	peak
4	11488.000	28.49	14.37	42.86	54.00	-11.14	AVG
5	13853.000	34.92	17.11	52.03	74.00	-21.97	peak
6	16064.000	34.11	18.11	52.22	74.00	-21.78	peak
7	17274.000	31.37	22.02	53.39	74.00	-20.61	peak

Note: 1. Measurement = Reading Level + Correct Factor.
2. If Peak Result complies with AV limit, AV Result is deemed to comply with AV limit.
3. Peak: Peak detector.
4. The High Pass filter loss factor already add into the correct factor.
5. Proper operation of the transmitter prior to adding the filter to the measurement chain.
6. Owing to the highest peak level of unwanted emission out of the restricted bands complies with the lowest limit(54dBuV/m), so all the test point were deemed to comply with the limits list in the standard.

This report shall not be reproduced except in full, without the written approval of UL Verification Services (Guangzhou) Co., Ltd, Song Shan Lake Branch.

HARMONICS AND SPURIOUS EMISSIONS MID CHANNEL

HORIZONTAL RESULTS
1-7GHz

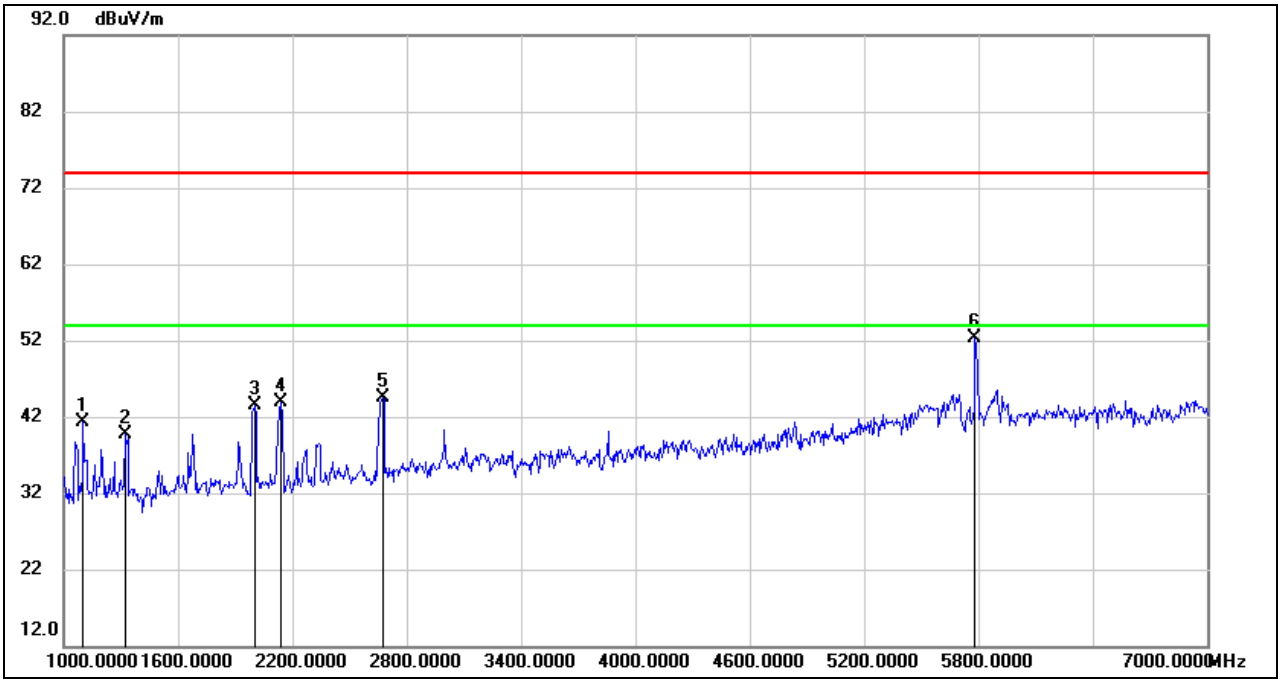

No.	Frequency (MHz)	Reading (dBuV)	Correct (dB/m)	Result (dBuV/m)	Limit (dBuV/m)	Margin (dB)	Remark
1	1102.000	55.67	-14.41	41.26	74.00	-32.74	peak
2	1324.000	52.87	-13.17	39.70	74.00	-34.30	peak
3	2002.000	54.37	-10.85	43.52	74.00	-30.48	peak
4	2140.000	53.95	-10.05	43.90	74.00	-30.10	peak
5	2674.000	52.63	-8.08	44.55	74.00	-29.45	peak
6	5785.000	49.49	2.80	52.29	74.00	-21.71	peak

Note: 1. Measurement = Reading Level + Correct Factor.
2. If Peak Result complies with AV limit, AV Result is deemed to comply with AV limit.
3. Peak: Peak detector.
4. Filter losses were only considered in then spurious frequency bands and the authorized band was not corrected for BRF losses.
5. Proper operation of the transmitter prior to adding the filter to the measurement chain.
6. Owing to the highest peak level of unwanted emission out of the restricted bands complies with the lowest limit(54dBuV/m), so all the test point were deemed to comply with the limits list in the standard.

This report shall not be reproduced except in full, without the written approval of UL Verification Services (Guangzhou) Co., Ltd, Song Shan Lake Branch.

HORIZONTAL RESULTS
7-18GHz

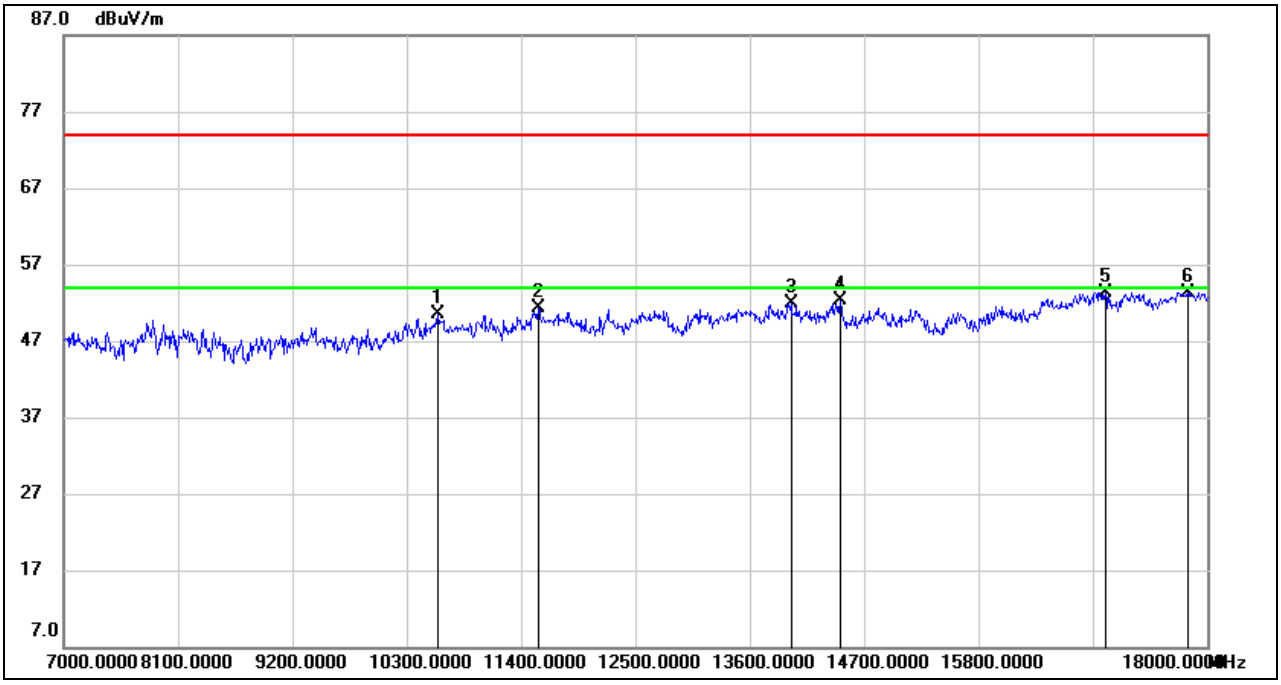

No.	Frequency (MHz)	Reading (dBuV)	Correct (dB/m)	Result (dBuV/m)	Limit (dBuV/m)	Margin (dB)	Remark
1	10597.000	37.16	13.38	50.54	74.00	-23.46	peak
2	11565.000	36.80	14.56	51.36	74.00	-22.64	peak
3	13996.000	35.06	16.77	51.83	74.00	-22.17	peak
4	14469.000	35.41	16.90	52.31	74.00	-21.69	peak
5	17021.000	32.25	21.13	53.38	74.00	-20.62	peak
6	17813.000	29.93	23.45	53.38	74.00	-20.62	peak

Note: 1. Measurement = Reading Level + Correct Factor.
2. If Peak Result complies with AV limit, AV Result is deemed to comply with AV limit.
3. Peak: Peak detector.
4. The High Pass filter loss factor already add into the correct factor.
5. Proper operation of the transmitter prior to adding the filter to the measurement chain.
6. Owing to the highest peak level of unwanted emission out of the restricted bands complies with the lowest limit(54dBuV/m), so all the test point were deemed to comply with the limits list in the standard.

This report shall not be reproduced except in full, without the written approval of UL Verification Services (Guangzhou) Co., Ltd, Song Shan Lake Branch.

VERTICAL RESULTS
1-7GHz

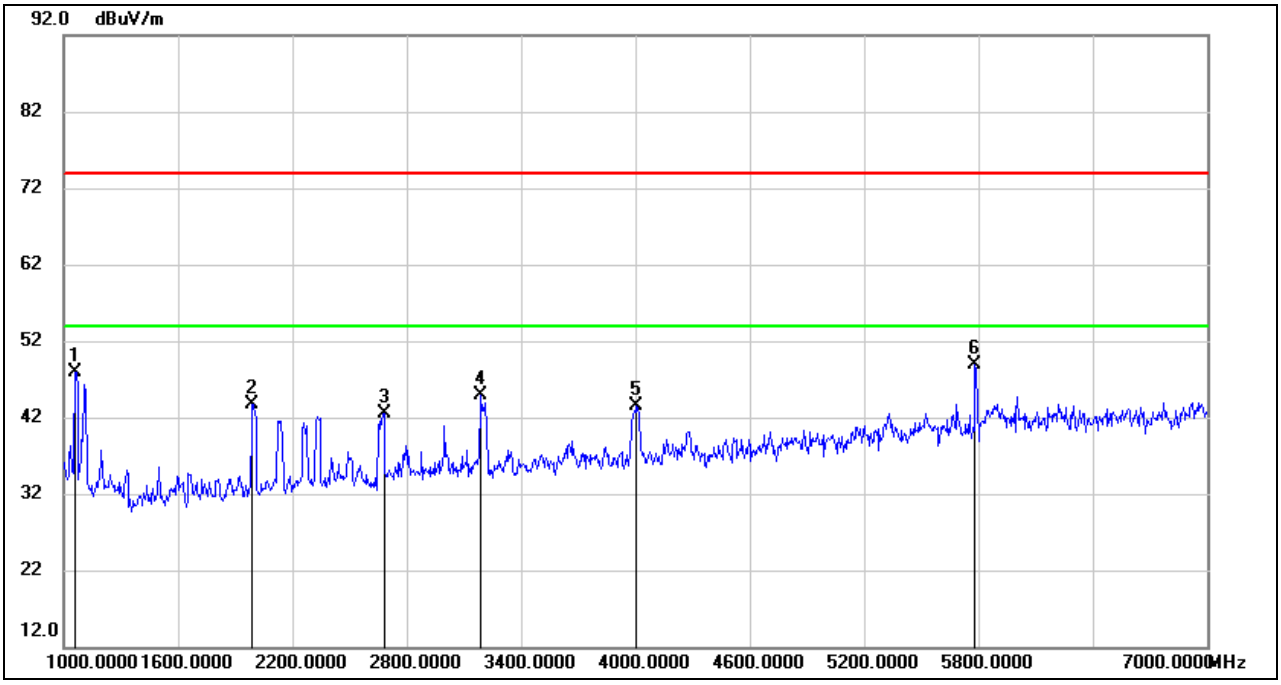

No.	Frequency (MHz)	Reading (dBuV)	Correct (dB/m)	Result (dBuV/m)	Limit (dBuV/m)	Margin (dB)	Remark
1	1060.000	62.45	-14.51	47.94	74.00	-26.06	peak
2	1990.000	54.59	-10.86	43.73	74.00	-30.27	peak
3	2680.000	50.57	-8.04	42.53	74.00	-31.47	peak
4	3190.000	50.85	-5.94	44.91	74.00	-29.09	peak
5	4006.000	47.57	-4.07	43.50	74.00	-30.50	peak
6	5785.000	46.07	2.80	48.87	74.00	-25.13	peak

Note: 1. Measurement = Reading Level + Correct Factor.
2. If Peak Result complies with AV limit, AV Result is deemed to comply with AV limit.
3. Peak: Peak detector.
4. Filter losses were only considered in then spurious frequency bands and the authorized band was not corrected for BRF losses.
5. Proper operation of the transmitter prior to adding the filter to the measurement chain.
6. Owing to the highest peak level of unwanted emission out of the restricted bands complies with the lowest limit(54dBuV/m), so all the test point were deemed to comply with the limits list in the standard.

This report shall not be reproduced except in full, without the written approval of UL Verification Services (Guangzhou) Co., Ltd, Song Shan Lake Branch.

7-18GHz

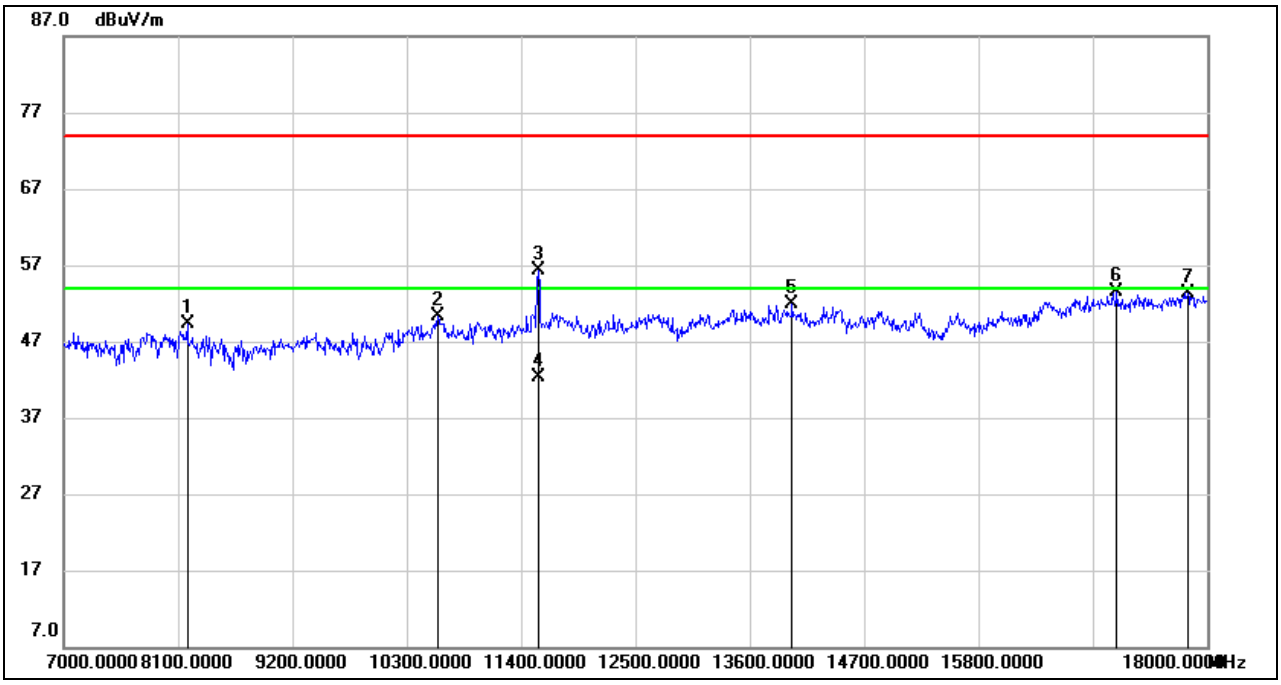

No.	Frequency (MHz)	Reading (dBuV)	Correct (dB/m)	Result (dBuV/m)	Limit (dBuV/m)	Margin (dB)	Remark
1	8188.000	39.17	10.23	49.40	74.00	-24.60	peak
2	10597.000	36.83	13.38	50.21	74.00	-23.79	peak
3	11565.000	41.69	14.56	56.25	74.00	-17.75	peak
4	11565.000	27.75	14.56	42.31	54.00	-11.69	AVG
5	14007.000	35.12	16.78	51.90	74.00	-22.10	peak
6	17131.000	32.16	21.36	53.52	74.00	-20.48	peak
7	17813.000	29.81	23.45	53.26	74.00	-20.74	peak

Note: 1. Measurement = Reading Level + Correct Factor.
2. If Peak Result complies with AV limit, AV Result is deemed to comply with AV limit.
3. Peak: Peak detector.
4. The High Pass filter loss factor already add into the correct factor.
5. Proper operation of the transmitter prior to adding the filter to the measurement chain.
6. Owing to the highest peak level of unwanted emission out of the restricted bands complies with the lowest limit(54dBuV/m), so all the test point were deemed to comply with the limits list in the standard.

This report shall not be reproduced except in full, without the written approval of UL Verification Services (Guangzhou) Co., Ltd, Song Shan Lake Branch.

HARMONICS AND SPURIOUS EMISSIONS HIGH CHANNEL

HORIZONTAL RESULTS
1-7GHz

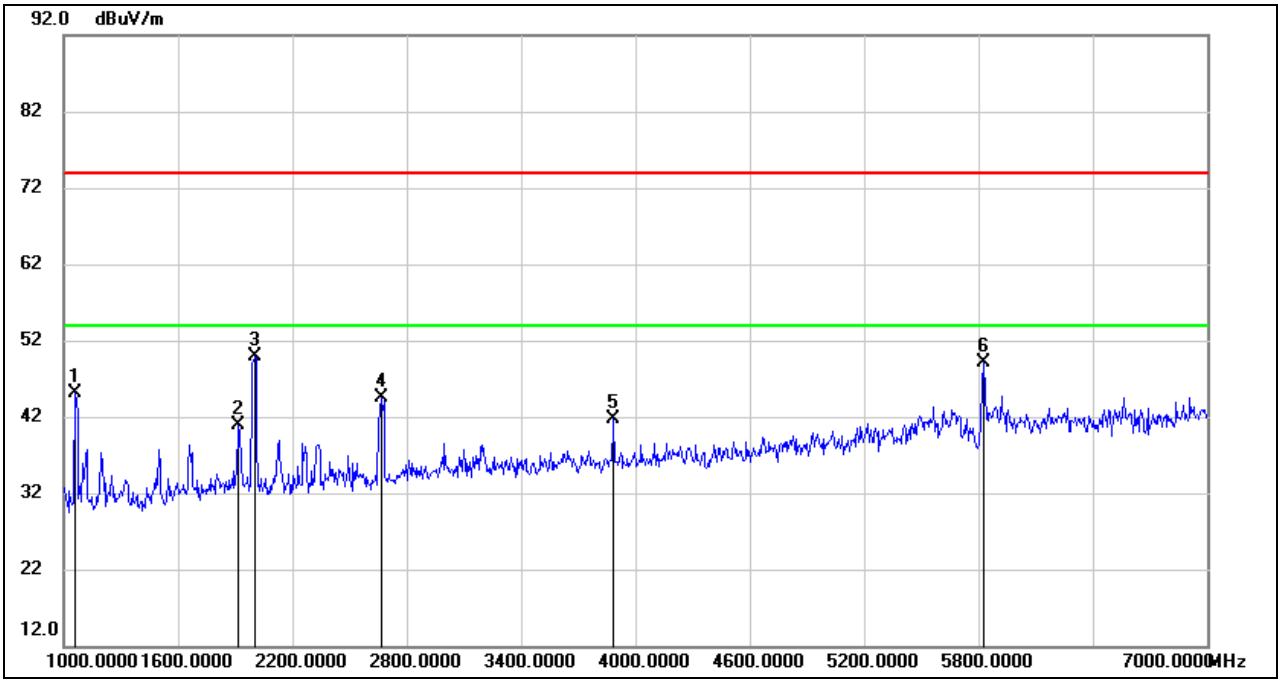

No.	Frequency (MHz)	Reading (dBuV)	Correct (dB/m)	Result (dBuV/m)	Limit (dBuV/m)	Margin (dB)	Remark
1	1060.000	59.62	-14.51	45.11	74.00	-28.89	peak
2	1918.000	51.72	-10.83	40.89	74.00	-33.11	peak
3	2002.000	60.80	-10.85	49.95	74.00	-24.05	peak
4	2668.000	52.60	-8.13	44.47	74.00	-29.53	peak
5	3886.000	45.83	-4.18	41.65	74.00	-32.35	peak
6	5825.000	45.71	3.39	49.10	74.00	-24.90	peak

Note: 1. Measurement = Reading Level + Correct Factor.
2. If Peak Result complies with AV limit, AV Result is deemed to comply with AV limit.
3. Peak: Peak detector.
4. Filter losses were only considered in then spurious frequency bands and the authorized band was not corrected for BRF losses.
5. Proper operation of the transmitter prior to adding the filter to the measurement chain.
6. Owing to the highest peak level of unwanted emission out of the restricted bands complies with the lowest limit(54dBuV/m), so all the test point were deemed to comply with the limits list in the standard.

This report shall not be reproduced except in full, without the written approval of UL Verification Services (Guangzhou) Co., Ltd, Song Shan Lake Branch.

HORIZONTAL RESULTS
7-18GHz

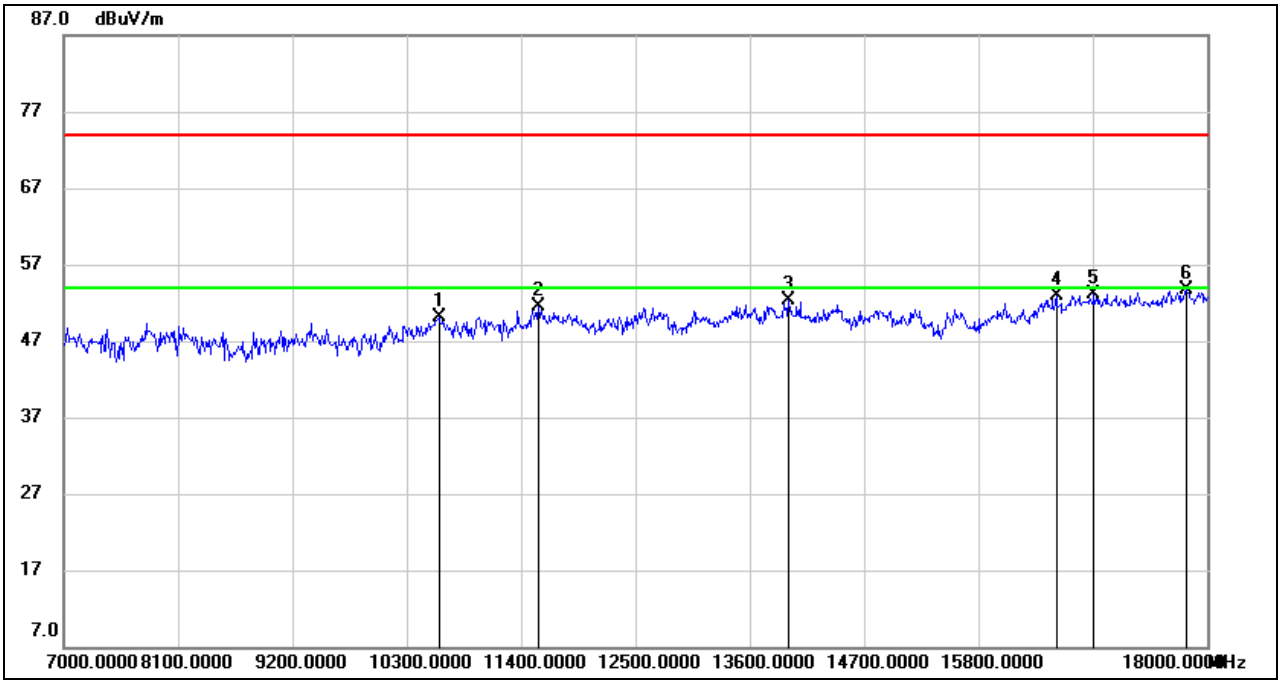

No.	Frequency (MHz)	Reading (dBuV)	Correct (dB/m)	Result (dBuV/m)	Limit (dBuV/m)	Margin (dB)	Remark
1	10608.000	36.77	13.34	50.11	74.00	-23.89	peak
2	11565.000	36.92	14.56	51.48	74.00	-22.52	peak
3	13974.000	35.49	16.75	52.24	74.00	-21.76	peak
4	16548.000	33.18	19.82	53.00	74.00	-21.00	peak
5	16911.000	32.55	20.56	53.11	74.00	-20.89	peak
6	17802.000	30.21	23.45	53.66	74.00	-20.34	peak

Note: 1. Measurement = Reading Level + Correct Factor.
2. If Peak Result complies with AV limit, AV Result is deemed to comply with AV limit.
3. Peak: Peak detector.
4. The High Pass filter loss factor already add into the correct factor.
5. Proper operation of the transmitter prior to adding the filter to the measurement chain.
6. Owing to the highest peak level of unwanted emission out of the restricted bands complies with the lowest limit(54dBuV/m), so all the test point were deemed to comply with the limits list in the standard.

This report shall not be reproduced except in full, without the written approval of UL Verification Services (Guangzhou) Co., Ltd, Song Shan Lake Branch.

VERTICAL RESULTS
1-7GHz

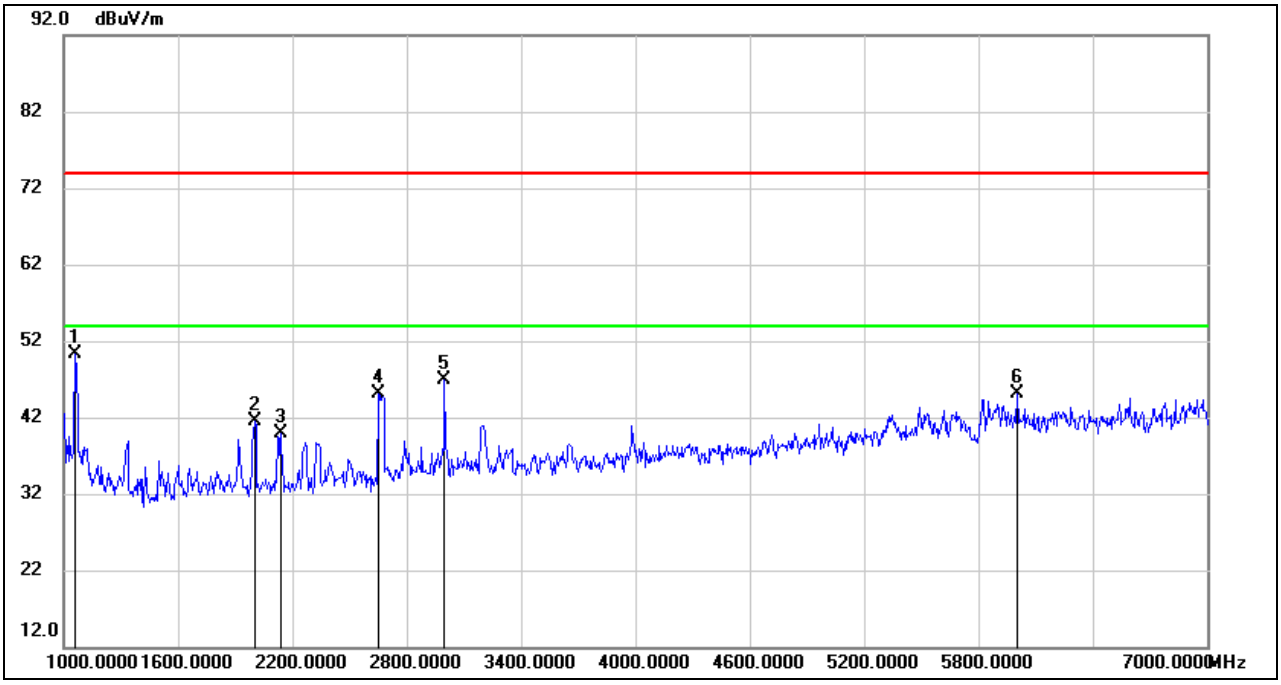

No.	Frequency (MHz)	Reading (dBuV)	Correct (dB/m)	Result (dBuV/m)	Limit (dBuV/m)	Margin (dB)	Remark
1	1060.000	64.88	-14.51	50.37	74.00	-23.63	peak
2	2002.000	52.37	-10.85	41.52	74.00	-32.48	peak
3	2140.000	49.98	-10.05	39.93	74.00	-34.07	peak
4	2650.000	53.39	-8.26	45.13	74.00	-28.87	peak
5	2998.000	53.18	-6.27	46.91	74.00	-27.09	peak
6	6004.000	41.75	3.30	45.05	74.00	-28.95	peak

Note: 1. Measurement = Reading Level + Correct Factor.
2. If Peak Result complies with AV limit, AV Result is deemed to comply with AV limit.
3. Peak: Peak detector.
4. Filter losses were only considered in then spurious frequency bands and the authorized band was not corrected for BRF losses.
5. Proper operation of the transmitter prior to adding the filter to the measurement chain.
6. Owing to the highest peak level of unwanted emission out of the restricted bands complies with the lowest limit(54dBuV/m), so all the test point were deemed to comply with the limits list in the standard.

This report shall not be reproduced except in full, without the written approval of UL Verification Services (Guangzhou) Co., Ltd, Song Shan Lake Branch.

7-18GHz

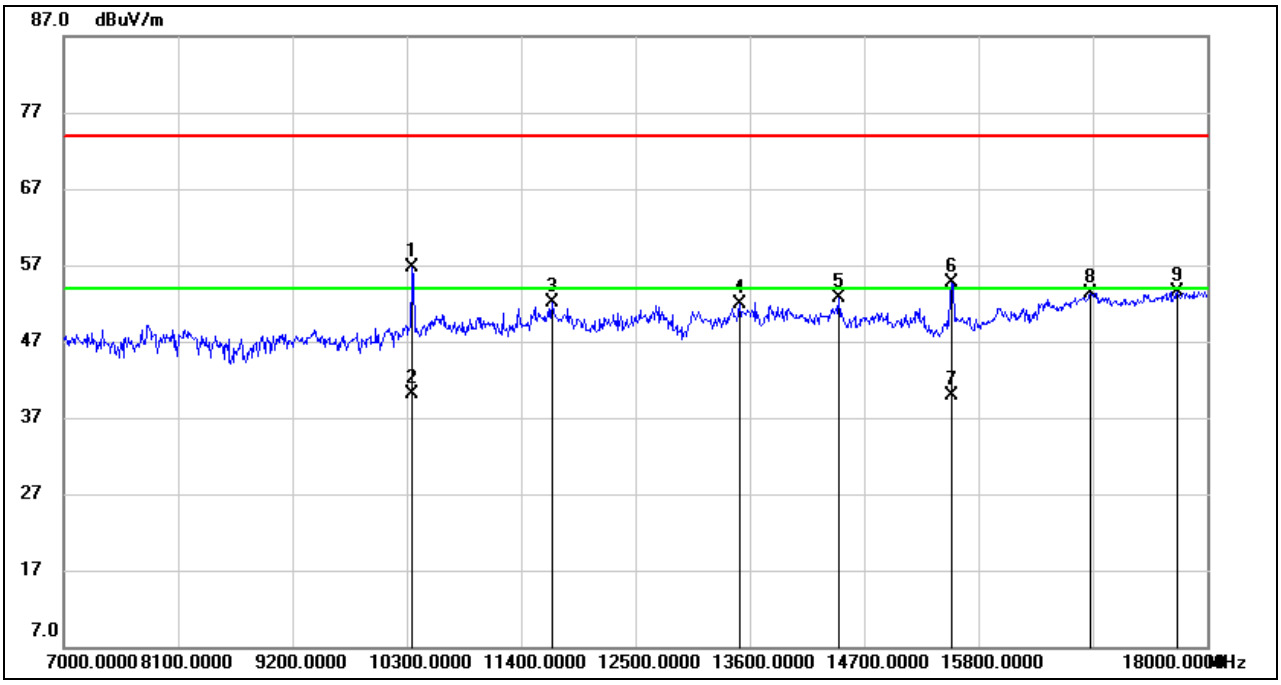

No.	Frequency (MHz)	Reading (dBuV)	Correct (dB/m)	Result (dBuV/m)	Limit (dBuV/m)	Margin (dB)	Remark
1	10355.000	44.61	12.14	56.75	74.00	-17.25	peak
2	10355.000	27.88	12.14	40.02	54.00	-13.98	AVG
3	11697.000	37.99	14.17	52.16	74.00	-21.84	peak
4	13501.000	35.67	16.22	51.89	74.00	-22.11	peak
5	14458.000	35.83	16.91	52.74	74.00	-21.26	peak
6	15547.000	38.02	16.74	54.76	74.00	-19.24	peak
7	15547.000	23.14	16.74	39.88	54.00	-14.12	AVG
8	16878.000	32.79	20.51	53.30	74.00	-20.70	peak
9	17714.000	30.85	22.71	53.56	74.00	-20.44	peak

Note: 1. Measurement = Reading Level + Correct Factor.
2. If Peak Result complies with AV limit, AV Result is deemed to comply with AV limit.
3. Peak: Peak detector.
4. The High Pass filter loss factor already add into the correct factor.
5. Proper operation of the transmitter prior to adding the filter to the measurement chain.
6. Owing to the highest peak level of unwanted emission out of the restricted bands complies with the lowest limit(54dBuV/m), so all the test point were deemed to comply with the limits list in the standard.

This report shall not be reproduced except in full, without the written approval of UL Verification Services (Guangzhou) Co., Ltd, Song Shan Lake Branch.

8.2. 802.11ac VHT20 MIMO MODE

MIMO MODE (WORST-CASE CONFIGURATION)

8.2.1. UNII-1 BAND

RESTRICTED BANDEDGE LOW CHANNEL

HORIZONTAL RESULTS
PEAK

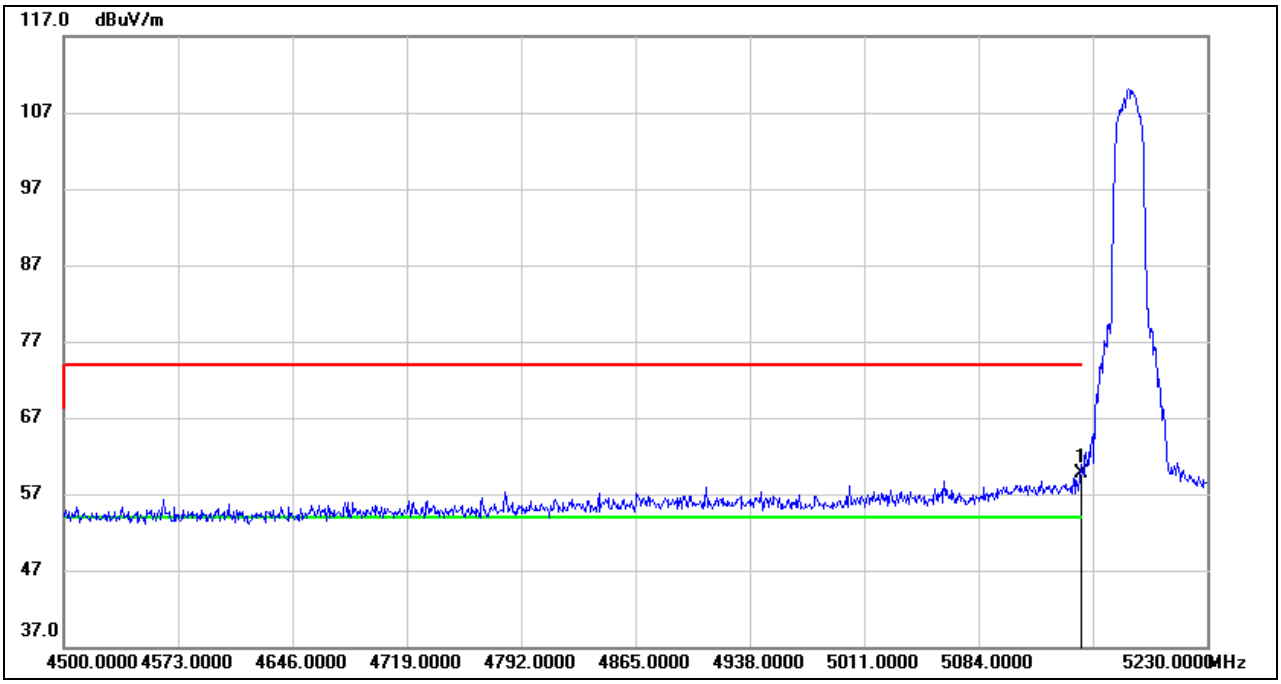

No.	Frequency (MHz)	Reading (dBuV)	Correct (dB/m)	Result (dBuV/m)	Limit (dBuV/m)	Margin (dB)	Remark
1	5150.000	19.31	40.46	59.77	74.00	-14.23	peak

Note: 1. Measurement = Reading Level + Correct Factor.
2. If Peak Result complies with AV limit, AV Result is deemed to comply with AV limit.
3. Peak: Peak detector.
4. Only the worst case emission will be recorder, if it complies with the limit, the other emissions deemed to comply with the limit.

This report shall not be reproduced except in full, without the written approval of UL Verification Services (Guangzhou) Co., Ltd, Song Shan Lake Branch.

AVG

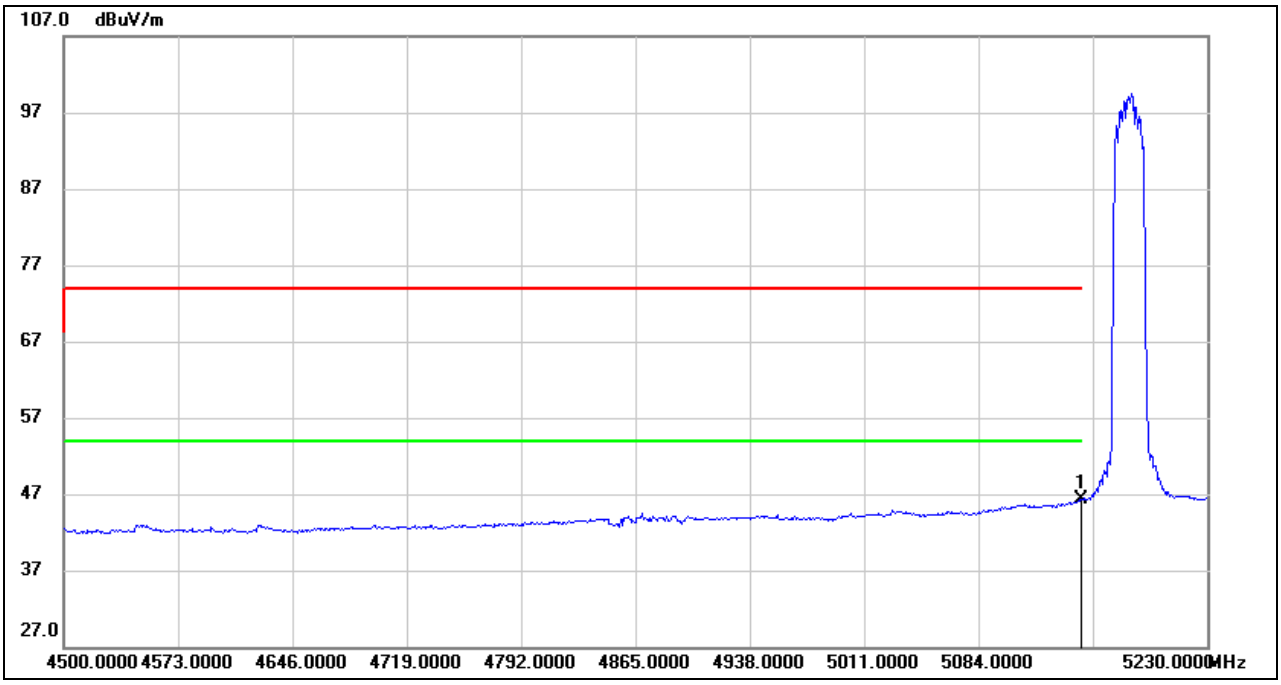

No.	Frequency (MHz)	Reading (dBuV)	Correct (dB/m)	Result (dBuV/m)	Limit (dBuV/m)	Margin (dB)	Remark
1	5150.000	5.78	40.46	46.24	54.00	-7.76	AVG

Note: 1. Measurement = Reading Level + Correct Factor.
2. AVG: VBW=1/Ton where: ton is transmit duration.
3. For duty cycle, please refer to clause 7.1.
4. Only the worst case emission will be recorder, if it complies with the limit, the other emissions deemed to comply with the limit.

This report shall not be reproduced except in full, without the written approval of UL Verification Services (Guangzhou) Co., Ltd, Song Shan Lake Branch.

VERTICAL RESULTS
PEAK

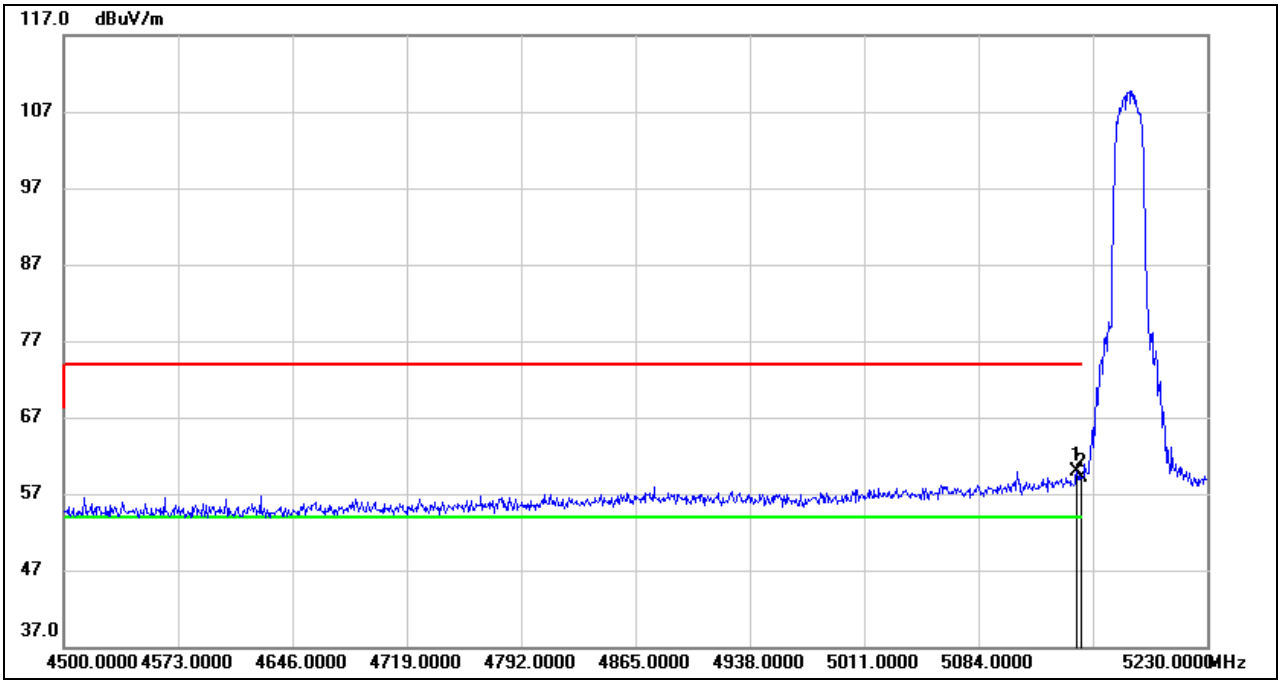

No.	Frequency (MHz)	Reading (dBuV)	Correct (dB/m)	Result (dBuV/m)	Limit (dBuV/m)	Margin (dB)	Remark
1	5146.780	19.52	40.45	59.97	74.00	-14.03	peak
2	5150.000	18.66	40.46	59.12	74.00	-14.88	peak

Note: 1. Measurement = Reading Level + Correct Factor.
2. If Peak Result complies with AV limit, AV Result is deemed to comply with AV limit.
3. Peak: Peak detector.
4. Only the worst case emission will be recorder, if it complies with the limit, the other emissions deemed to comply with the limit.

This report shall not be reproduced except in full, without the written approval of UL Verification Services (Guangzhou) Co., Ltd, Song Shan Lake Branch.

AVG

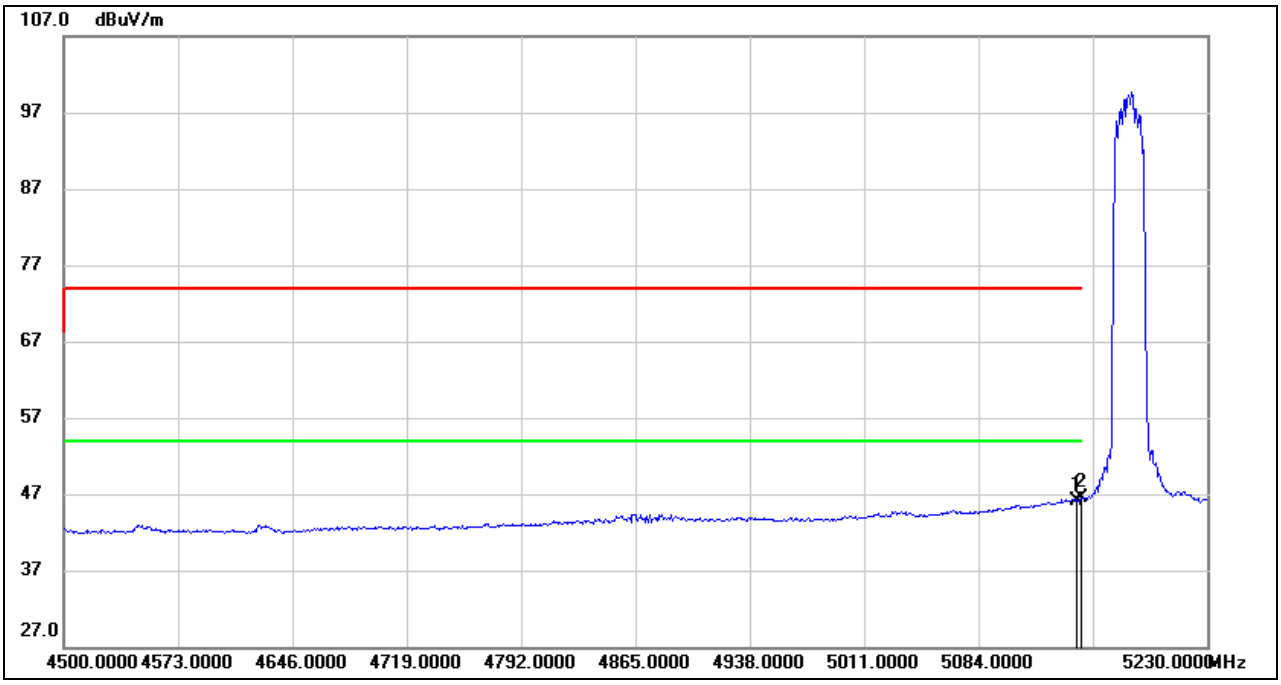

No.	Frequency (MHz)	Reading (dBuV)	Correct (dB/m)	Result (dBuV/m)	Limit (dBuV/m)	Margin (dB)	Remark
1	5146.780	5.73	40.45	46.18	54.00	-7.82	AVG
2	5150.000	6.02	40.46	46.48	54.00	-7.52	AVG

Note: 1. Measurement = Reading Level + Correct Factor.
2. AVG: VBW=1/Ton where: ton is transmit duration.
3. For duty cycle, please refer to clause 7.1.
4. Only the worst case emission will be recorder, if it complies with the limit, the other emissions deemed to comply with the limit.

This report shall not be reproduced except in full, without the written approval of UL Verification Services (Guangzhou) Co., Ltd, Song Shan Lake Branch.

HARMONICS AND SPURIOUS EMISSIONS LOW CHANNEL

HORIZONTAL RESULTS
1-7GHz

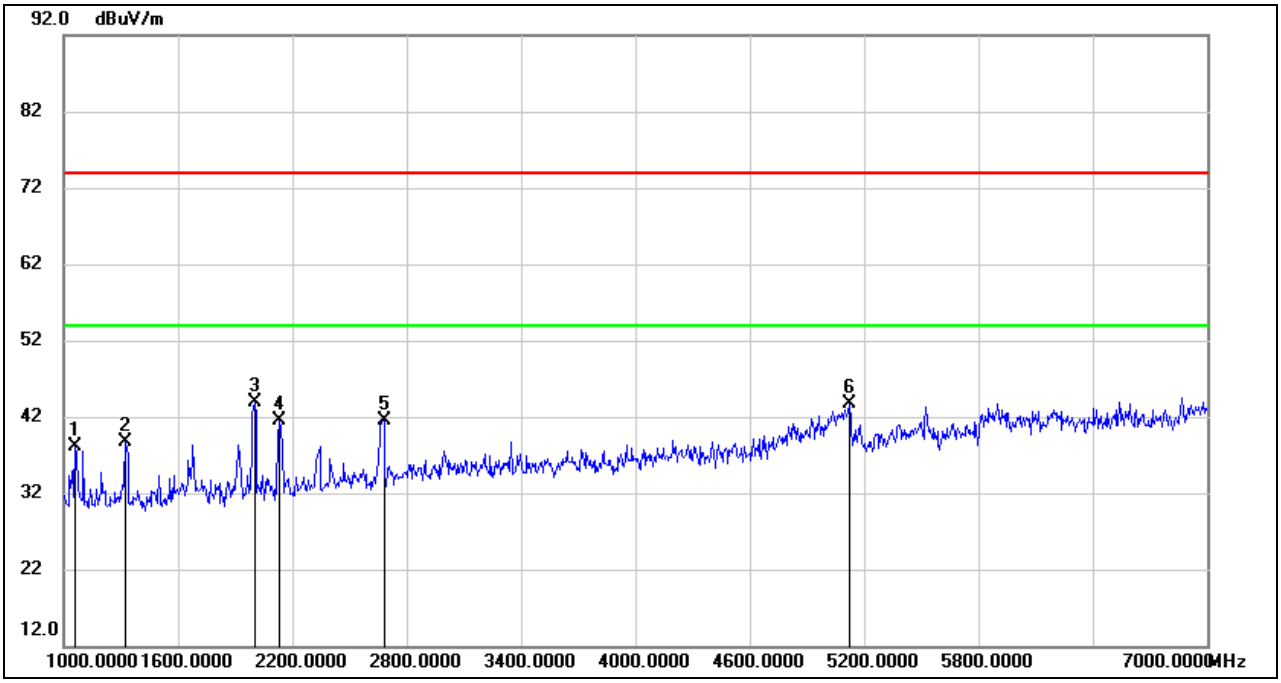

No.	Frequency (MHz)	Reading (dBuV)	Correct (dB/m)	Result (dBuV/m)	Limit (dBuV/m)	Margin (dB)	Remark
1	1060.000	52.53	-14.51	38.02	74.00	-35.98	peak
2	1324.000	51.86	-13.17	38.69	74.00	-35.31	peak
3	2002.000	54.77	-10.85	43.92	74.00	-30.08	peak
4	2134.000	51.54	-10.07	41.47	74.00	-32.53	peak
5	2680.000	49.63	-8.04	41.59	74.00	-32.41	peak
6	5122.000	43.34	0.31	43.65	74.00	-30.35	peak

Note: 1. Measurement = Reading Level + Correct Factor.
2. If Peak Result complies with AV limit, AV Result is deemed to comply with AV limit.
3. Peak: Peak detector.
4. Filter losses were only considered in then spurious frequency bands and the authorized band was not corrected for BRF losses.
5. Proper operation of the transmitter prior to adding the filter to the measurement chain.
6. Owing to the highest peak level of unwanted emission out of the restricted bands complies with the lowest limit(54dBuV/m), so all the test point were deemed to comply with the limits list in the standard.

This report shall not be reproduced except in full, without the written approval of UL Verification Services (Guangzhou) Co., Ltd, Song Shan Lake Branch.

HORIZONTAL RESULTS
7-18GHz

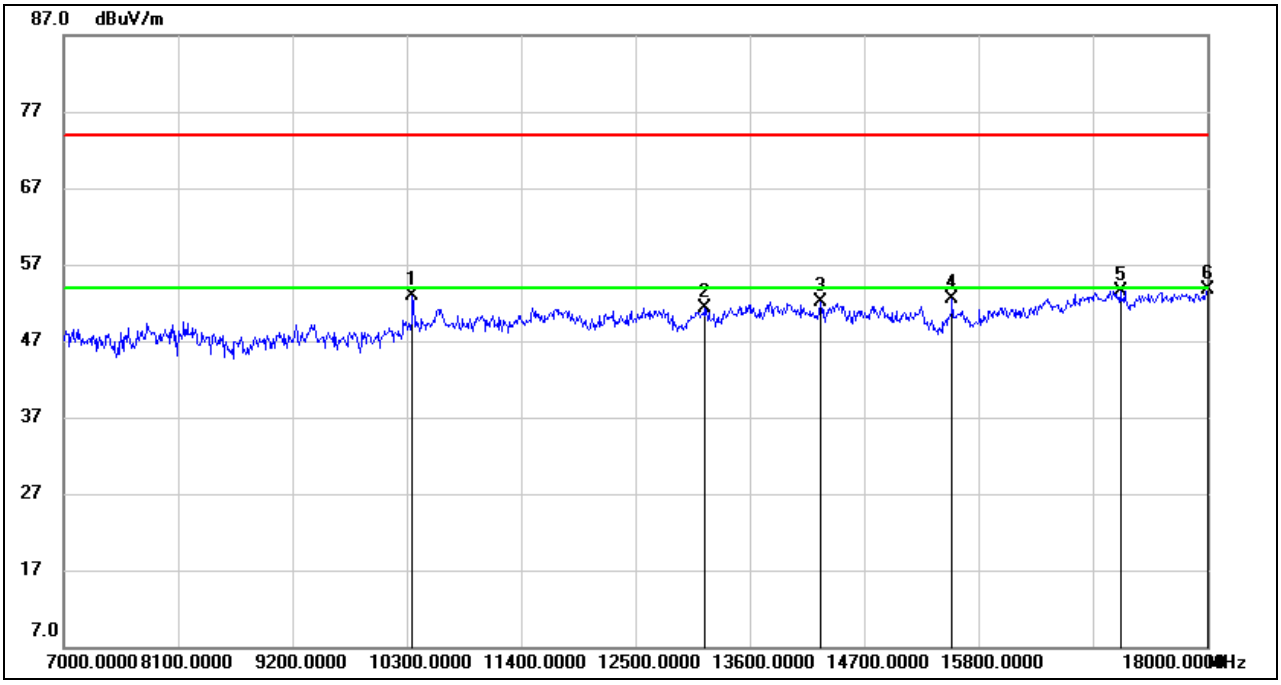

No.	Frequency (MHz)	Reading (dBuV)	Correct (dB/m)	Result (dBuV/m)	Limit (dBuV/m)	Margin (dB)	Remark
1	10355.000	40.83	12.14	52.97	74.00	-21.03	peak
2	13171.000	35.76	15.62	51.38	74.00	-22.62	peak
3	14282.000	35.25	16.81	52.06	74.00	-21.94	peak
4	15547.000	35.67	16.74	52.41	74.00	-21.59	peak
5	17164.000	32.04	21.45	53.49	74.00	-20.51	peak
6	18000.000	30.22	23.48	53.70	74.00	-20.30	peak

Note: 1. Measurement = Reading Level + Correct Factor.
2. If Peak Result complies with AV limit, AV Result is deemed to comply with AV limit.
3. Peak: Peak detector.
4. The High Pass filter loss factor already add into the correct factor.
5. Proper operation of the transmitter prior to adding the filter to the measurement chain.
6. Owing to the highest peak level of unwanted emission out of the restricted bands complies with the lowest limit(54dBuV/m), so all the test point were deemed to comply with the limits list in the standard.

This report shall not be reproduced except in full, without the written approval of UL Verification Services (Guangzhou) Co., Ltd, Song Shan Lake Branch.

VERTICAL RESULTS
1-7GHz

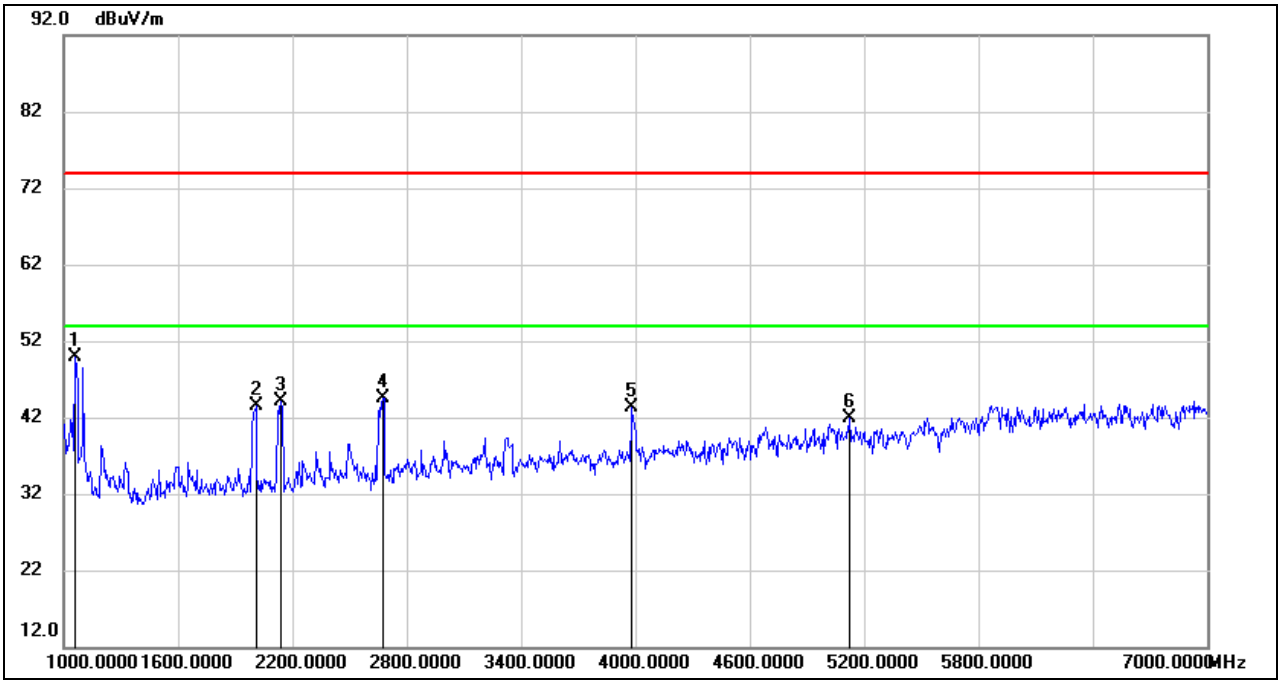

No.	Frequency (MHz)	Reading (dBuV)	Correct (dB/m)	Result (dBuV/m)	Limit (dBuV/m)	Margin (dB)	Remark
1	1060.000	64.40	-14.51	49.89	74.00	-24.11	peak
2	2008.000	54.30	-10.81	43.49	74.00	-30.51	peak
3	2140.000	54.23	-10.05	44.18	74.00	-29.82	peak
4	2674.000	52.67	-8.08	44.59	74.00	-29.41	peak
5	3982.000	47.49	-4.10	43.39	74.00	-30.61	peak
6	5122.000	41.63	0.31	41.94	74.00	-32.06	peak

Note: 1. Measurement = Reading Level + Correct Factor.
2. If Peak Result complies with AV limit, AV Result is deemed to comply with AV limit.
3. Peak: Peak detector.
4. Filter losses were only considered in then spurious frequency bands and the authorized band was not corrected for BRF losses.
5. Proper operation of the transmitter prior to adding the filter to the measurement chain.
6. Owing to the highest peak level of unwanted emission out of the restricted bands complies with the lowest limit(54dBuV/m), so all the test point were deemed to comply with the limits list in the standard.

This report shall not be reproduced except in full, without the written approval of UL Verification Services (Guangzhou) Co., Ltd, Song Shan Lake Branch.

7-18GHz

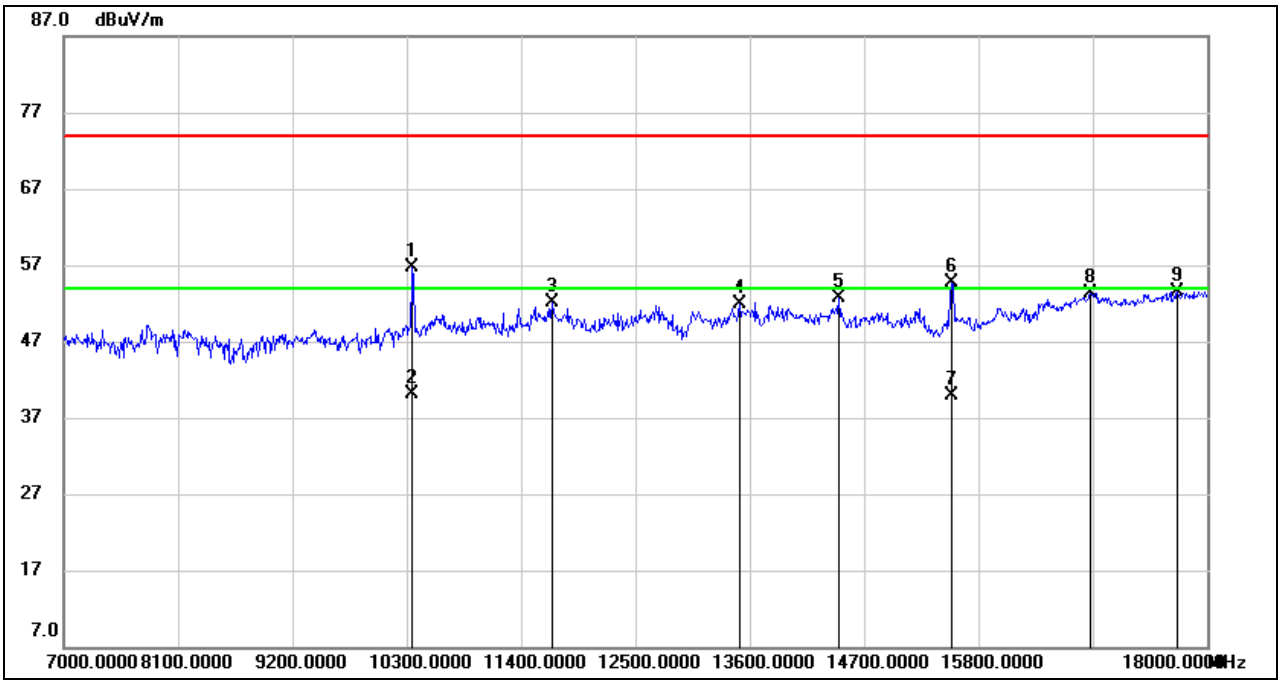

No.	Frequency (MHz)	Reading (dBuV)	Correct (dB/m)	Result (dBuV/m)	Limit (dBuV/m)	Margin (dB)	Remark
1	10355.000	44.61	12.14	56.75	74.00	-17.25	peak
2	10355.000	27.88	12.14	40.02	54.00	-13.98	AVG
3	11697.000	37.99	14.17	52.16	74.00	-21.84	peak
4	13501.000	35.67	16.22	51.89	74.00	-22.11	peak
5	14458.000	35.83	16.91	52.74	74.00	-21.26	peak
6	15547.000	38.02	16.74	54.76	74.00	-19.24	peak
7	15547.000	23.14	16.74	39.88	54.00	-14.12	AVG
8	16878.000	32.79	20.51	53.30	74.00	-20.70	peak
9	17714.000	30.85	22.71	53.56	74.00	-20.44	peak

Note: 1. Measurement = Reading Level + Correct Factor.
2. If Peak Result complies with AV limit, AV Result is deemed to comply with AV limit.
3. Peak: Peak detector.
4. The High Pass filter loss factor already add into the correct factor.
5. Proper operation of the transmitter prior to adding the filter to the measurement chain.
6. Owing to the highest peak level of unwanted emission out of the restricted bands complies with the lowest limit(54dBuV/m), so all the test point were deemed to comply with the limits list in the standard.

This report shall not be reproduced except in full, without the written approval of UL Verification Services (Guangzhou) Co., Ltd, Song Shan Lake Branch.

HARMONICS AND SPURIOUS EMISSIONS MID CHANNEL

HORIZONTAL RESULTS
1-7GHz

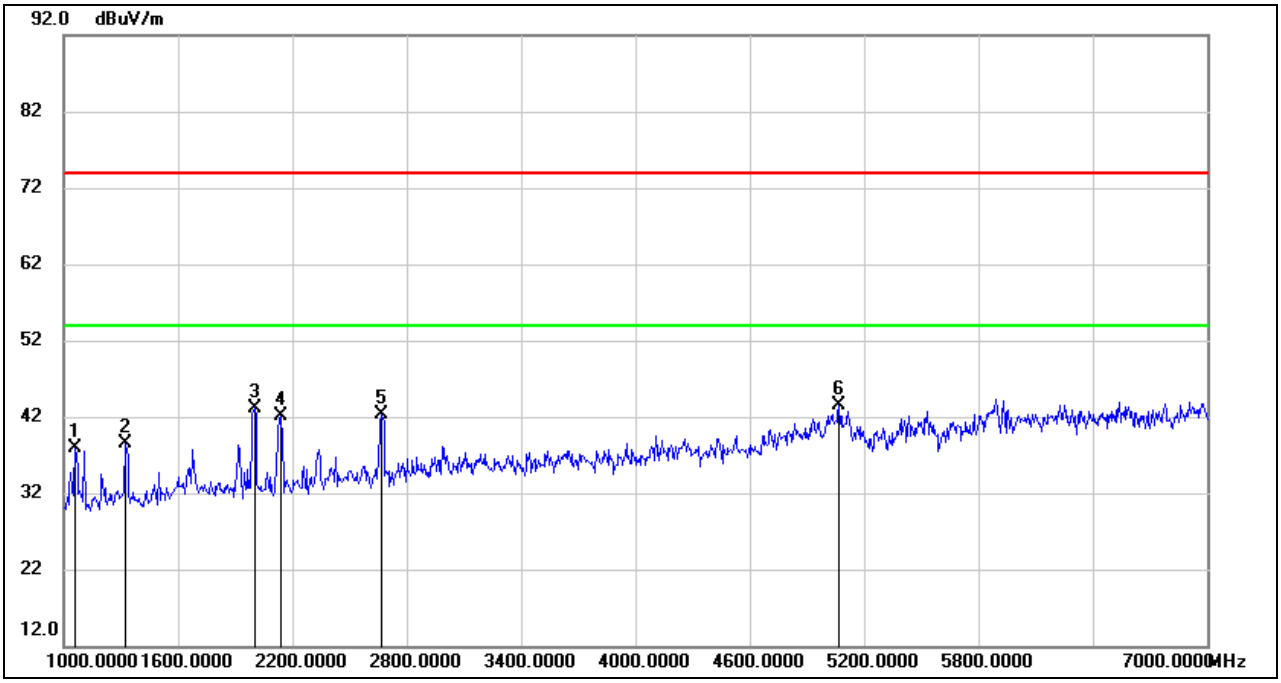

No.	Frequency (MHz)	Reading (dBuV)	Correct (dB/m)	Result (dBuV/m)	Limit (dBuV/m)	Margin (dB)	Remark
1	1060.000	52.51	-14.51	38.00	74.00	-36.00	peak
2	1324.000	51.61	-13.17	38.44	74.00	-35.56	peak
3	2002.000	54.05	-10.85	43.20	74.00	-30.80	peak
4	2140.000	52.09	-10.05	42.04	74.00	-31.96	peak
5	2668.000	50.44	-8.13	42.31	74.00	-31.69	peak
6	5068.000	43.40	0.07	43.47	74.00	-30.53	peak

Note: 1. Measurement = Reading Level + Correct Factor.
2. If Peak Result complies with AV limit, AV Result is deemed to comply with AV limit.
3. Peak: Peak detector.
4. Filter losses were only considered in then spurious frequency bands and the authorized band was not corrected for BRF losses.
5. Proper operation of the transmitter prior to adding the filter to the measurement chain.
6. Owing to the highest peak level of unwanted emission out of the restricted bands complies with the lowest limit(54dBuV/m), so all the test point were deemed to comply with the limits list in the standard.

This report shall not be reproduced except in full, without the written approval of UL Verification Services (Guangzhou) Co., Ltd, Song Shan Lake Branch.

HORIZONTAL RESULTS
7-18GHz

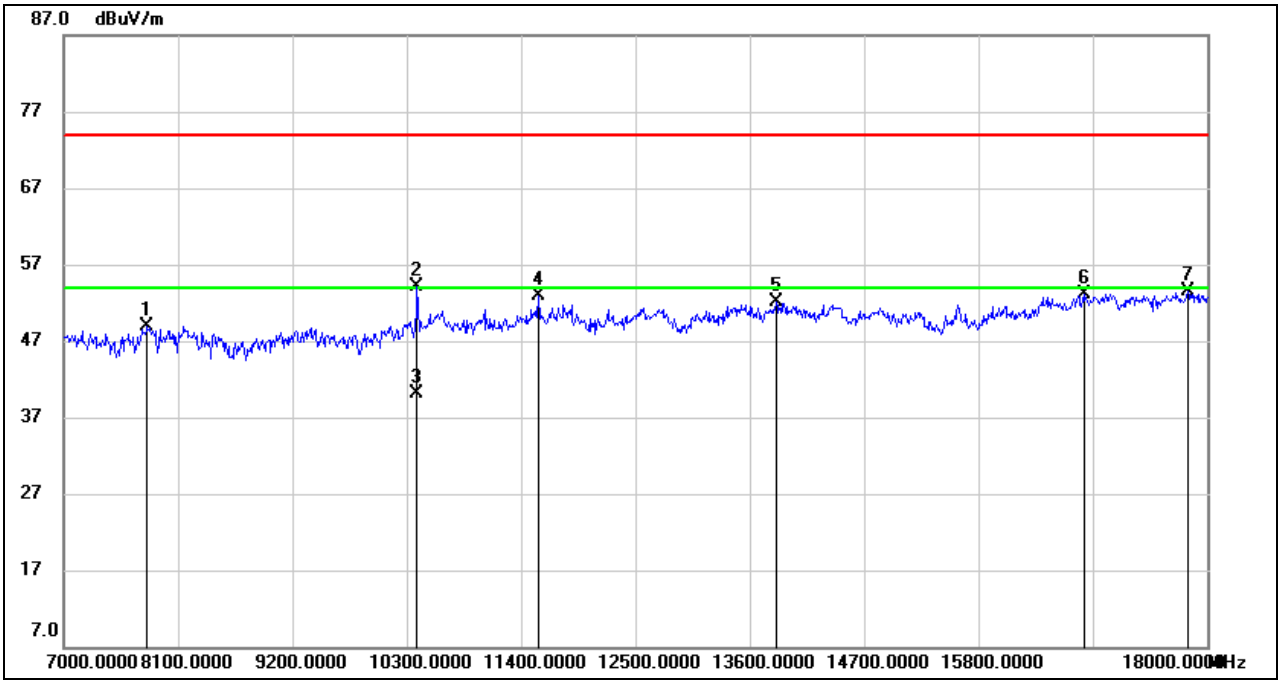

No.	Frequency (MHz)	Reading (dBuV)	Correct (dB/m)	Result (dBuV/m)	Limit (dBuV/m)	Margin (dB)	Remark
1	7803.000	39.34	9.63	48.97	74.00	-25.03	peak
2	10399.000	41.98	12.08	54.06	74.00	-19.94	peak
3	10399.000	28.10	12.08	40.18	54.00	-13.82	AVG
4	11565.000	38.26	14.56	52.82	74.00	-21.18	peak
5	13853.000	35.02	17.11	52.13	74.00	-21.87	peak
6	16812.000	32.59	20.53	53.12	74.00	-20.88	peak
7	17813.000	29.97	23.45	53.42	74.00	-20.58	peak

Note: 1. Measurement = Reading Level + Correct Factor.
2. If Peak Result complies with AV limit, AV Result is deemed to comply with AV limit.
3. Peak: Peak detector.
4. The High Pass filter loss factor already add into the correct factor.
5. Proper operation of the transmitter prior to adding the filter to the measurement chain.
6. Owing to the highest peak level of unwanted emission out of the restricted bands complies with the lowest limit(54dBuV/m), so all the test point were deemed to comply with the limits list in the standard.

This report shall not be reproduced except in full, without the written approval of UL Verification Services (Guangzhou) Co., Ltd, Song Shan Lake Branch.

VERTICAL RESULTS
1-7GHz

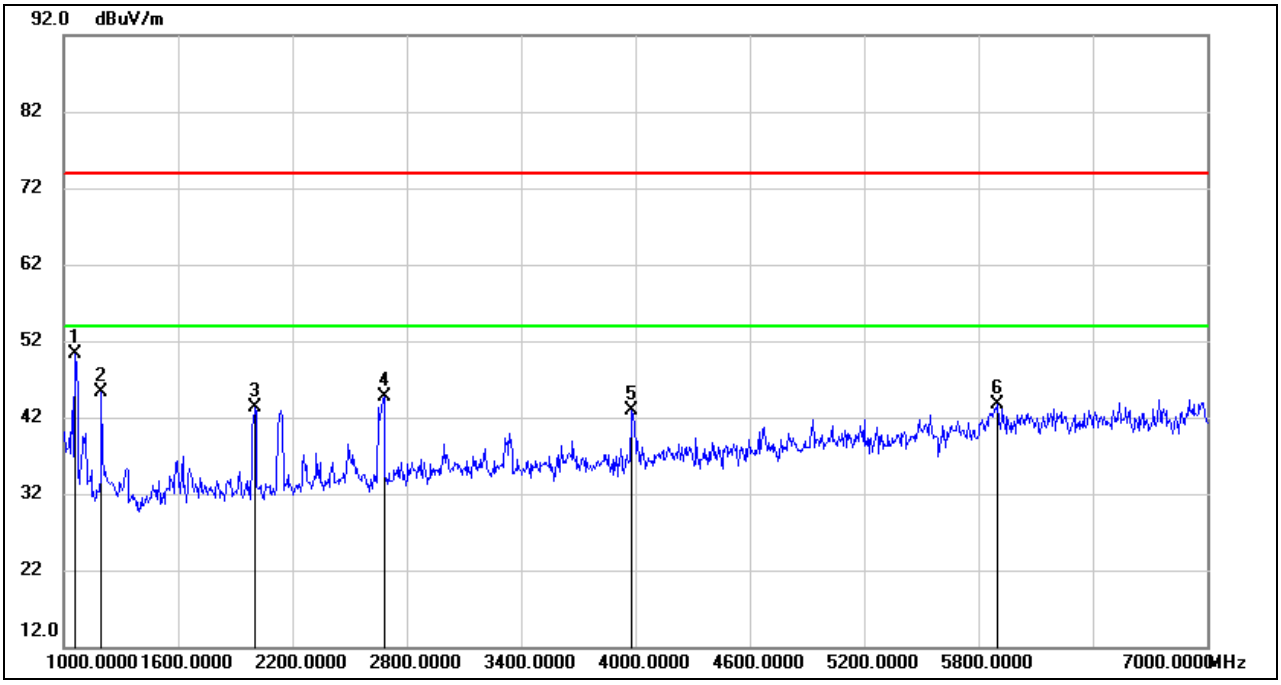

No.	Frequency (MHz)	Reading (dBuV)	Correct (dB/m)	Result (dBuV/m)	Limit (dBuV/m)	Margin (dB)	Remark
1	1060.000	64.78	-14.51	50.27	74.00	-23.73	peak
2	1198.000	58.89	-13.52	45.37	74.00	-28.63	peak
3	2002.000	54.06	-10.85	43.21	74.00	-30.79	peak
4	2680.000	52.80	-8.04	44.76	74.00	-29.24	peak
5	3982.000	47.04	-4.10	42.94	74.00	-31.06	peak
6	5902.000	38.79	4.83	43.62	74.00	-30.38	peak

Note: 1. Measurement = Reading Level + Correct Factor.
2. If Peak Result complies with AV limit, AV Result is deemed to comply with AV limit.
3. Peak: Peak detector.
4. Filter losses were only considered in then spurious frequency bands and the authorized band was not corrected for BRF losses.
5. Proper operation of the transmitter prior to adding the filter to the measurement chain.
6. Owing to the highest peak level of unwanted emission out of the restricted bands complies with the lowest limit(54dBuV/m), so all the test point were deemed to comply with the limits list in the standard.

This report shall not be reproduced except in full, without the written approval of UL Verification Services (Guangzhou) Co., Ltd, Song Shan Lake Branch.

7-18GHz

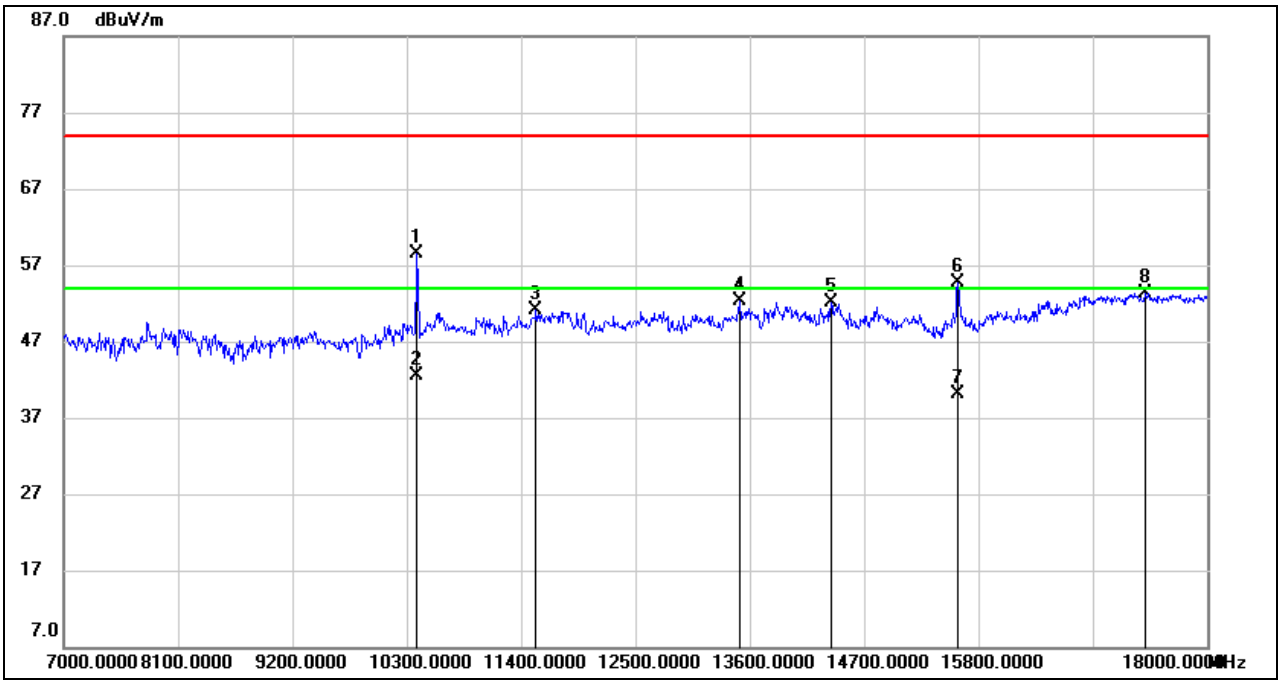

No.	Frequency (MHz)	Reading (dBuV)	Correct (dB/m)	Result (dBuV/m)	Limit (dBuV/m)	Margin (dB)	Remark
1	10399.000	46.37	12.08	58.45	74.00	-15.55	peak
2	10399.000	30.37	12.08	42.45	54.00	-11.55	AVG
3	11543.000	36.52	14.53	51.05	74.00	-22.95	peak
4	13501.000	36.09	16.22	52.31	74.00	-21.69	peak
5	14381.000	35.13	16.97	52.10	74.00	-21.90	peak
6	15602.000	37.60	17.03	54.63	74.00	-19.37	peak
7	15602.000	23.08	17.03	40.11	54.00	-13.89	AVG
8	17406.000	31.58	21.77	53.35	74.00	-20.65	peak

Note: 1. Measurement = Reading Level + Correct Factor.
2. If Peak Result complies with AV limit, AV Result is deemed to comply with AV limit.
3. Peak: Peak detector.
4. The High Pass filter loss factor already add into the correct factor.
5. Proper operation of the transmitter prior to adding the filter to the measurement chain.
6. Owing to the highest peak level of unwanted emission out of the restricted bands complies with the lowest limit(54dBuV/m), so all the test point were deemed to comply with the limits list in the standard.

This report shall not be reproduced except in full, without the written approval of UL Verification Services (Guangzhou) Co., Ltd, Song Shan Lake Branch.

HARMONICS AND SPURIOUS EMISSIONS HIGH CHANNEL

HORIZONTAL RESULTS
1-7GHz

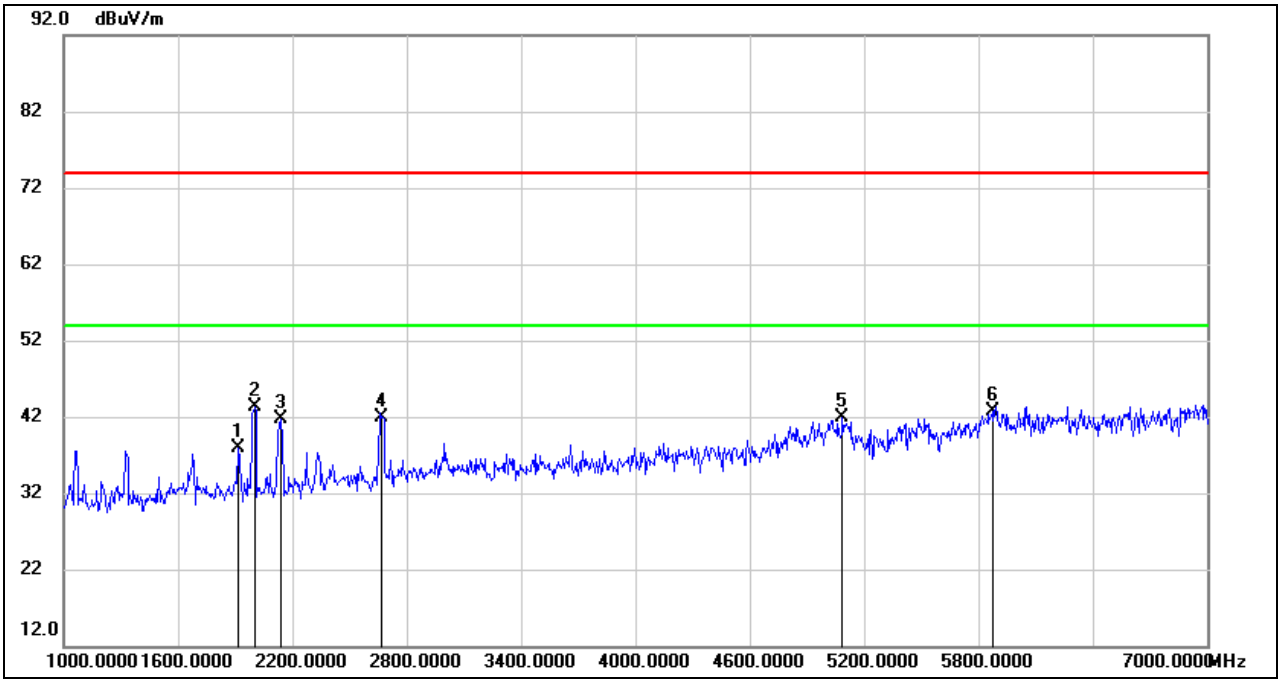

No.	Frequency (MHz)	Reading (dBuV)	Correct (dB/m)	Result (dBuV/m)	Limit (dBuV/m)	Margin (dB)	Remark
1	1918.000	48.73	-10.83	37.90	74.00	-36.10	peak
2	2002.000	54.12	-10.85	43.27	74.00	-30.73	peak
3	2140.000	51.68	-10.05	41.63	74.00	-32.37	peak
4	2668.000	50.10	-8.13	41.97	74.00	-32.03	peak
5	5086.000	41.75	0.11	41.86	74.00	-32.14	peak
6	5872.000	38.29	4.33	42.62	74.00	-31.38	peak

Note: 1. Measurement = Reading Level + Correct Factor.
2. If Peak Result complies with AV limit, AV Result is deemed to comply with AV limit.
3. Peak: Peak detector.
4. Filter losses were only considered in then spurious frequency bands and the authorized band was not corrected for BRF losses.
5. Proper operation of the transmitter prior to adding the filter to the measurement chain.
6. Owing to the highest peak level of unwanted emission out of the restricted bands complies with the lowest limit(54dBuV/m), so all the test point were deemed to comply with the limits list in the standard.

This report shall not be reproduced except in full, without the written approval of UL Verification Services (Guangzhou) Co., Ltd, Song Shan Lake Branch.

HORIZONTAL RESULTS
7-18GHz

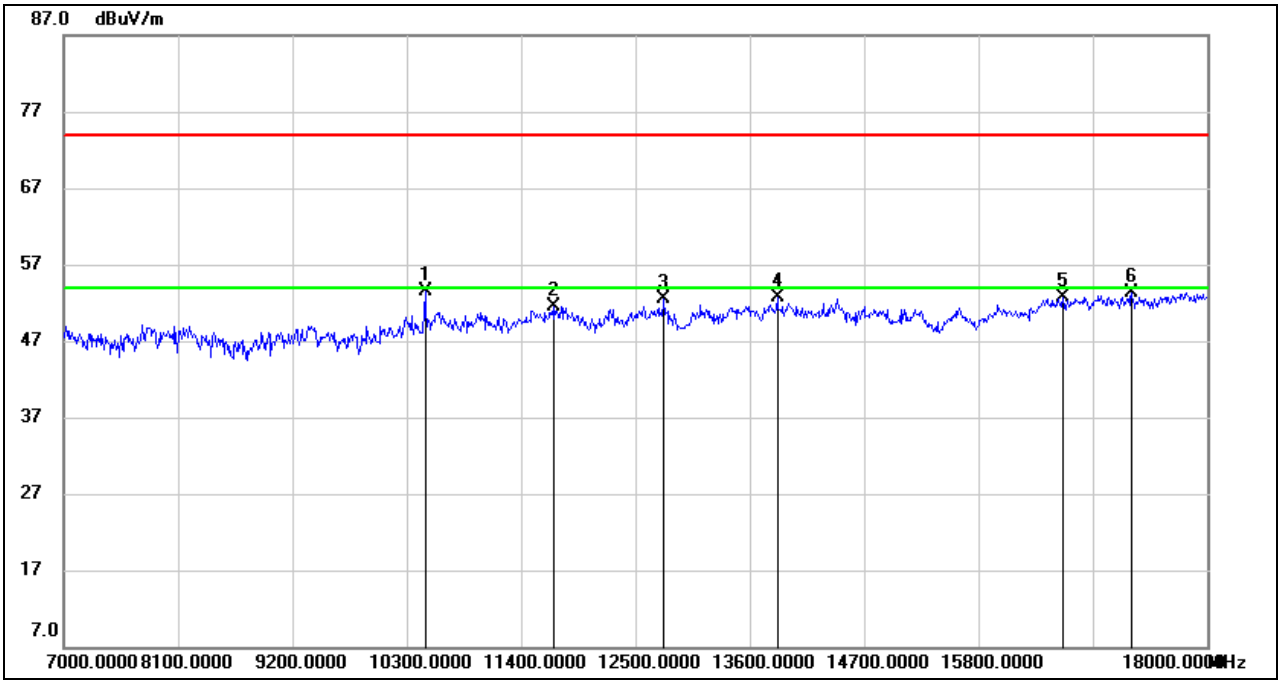

No.	Frequency (MHz)	Reading (dBuV)	Correct (dB/m)	Result (dBuV/m)	Limit (dBuV/m)	Margin (dB)	Remark
1	10476.000	41.19	12.23	53.42	74.00	-20.58	peak
2	11719.000	37.31	14.19	51.50	74.00	-22.50	peak
3	12775.000	36.54	16.03	52.57	74.00	-21.43	peak
4	13864.000	35.66	17.02	52.68	74.00	-21.32	peak
5	16614.000	32.83	19.89	52.72	74.00	-21.28	peak
6	17274.000	31.25	22.02	53.27	74.00	-20.73	peak

Note: 1. Measurement = Reading Level + Correct Factor.
2. If Peak Result complies with AV limit, AV Result is deemed to comply with AV limit.
3. Peak: Peak detector.
4. The High Pass filter loss factor already add into the correct factor.
5. Proper operation of the transmitter prior to adding the filter to the measurement chain.
6. Owing to the highest peak level of unwanted emission out of the restricted bands complies with the lowest limit(54dBuV/m), so all the test point were deemed to comply with the limits list in the standard.

This report shall not be reproduced except in full, without the written approval of UL Verification Services (Guangzhou) Co., Ltd, Song Shan Lake Branch.

VERTICAL RESULTS
1-7GHz

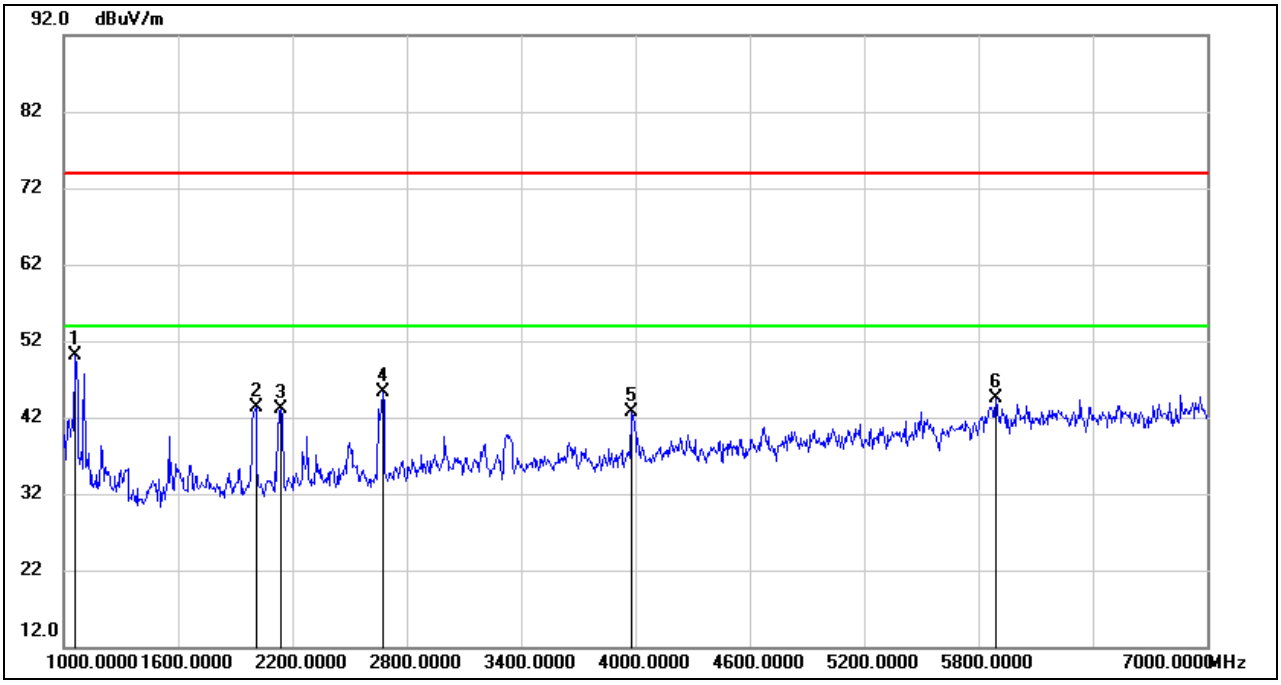

No.	Frequency (MHz)	Reading (dBuV)	Correct (dB/m)	Result (dBuV/m)	Limit (dBuV/m)	Margin (dB)	Remark
1	1060.000	64.67	-14.51	50.16	74.00	-23.84	peak
2	2008.000	54.07	-10.81	43.26	74.00	-30.74	peak
3	2140.000	53.22	-10.05	43.17	74.00	-30.83	peak
4	2674.000	53.42	-8.08	45.34	74.00	-28.66	peak
5	3976.000	46.78	-4.11	42.67	74.00	-31.33	peak
6	5890.000	39.77	4.68	44.45	74.00	-29.55	peak

Note: 1. Measurement = Reading Level + Correct Factor.
2. If Peak Result complies with AV limit, AV Result is deemed to comply with AV limit.
3. Peak: Peak detector.
4. Filter losses were only considered in then spurious frequency bands and the authorized band was not corrected for BRF losses.
5. Proper operation of the transmitter prior to adding the filter to the measurement chain.
6. Owing to the highest peak level of unwanted emission out of the restricted bands complies with the lowest limit(54dBuV/m), so all the test point were deemed to comply with the limits list in the standard.

This report shall not be reproduced except in full, without the written approval of UL Verification Services (Guangzhou) Co., Ltd, Song Shan Lake Branch.

7-18GHz

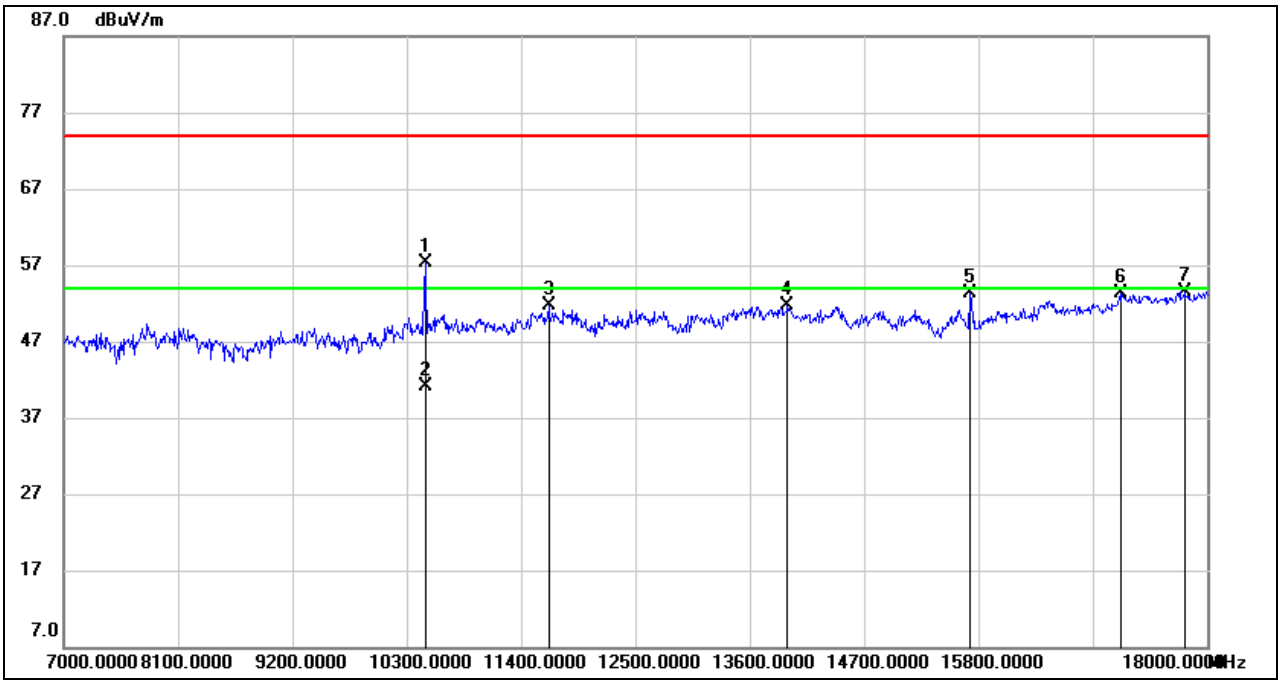

No.	Frequency (MHz)	Reading (dBuV)	Correct (dB/m)	Result (dBuV/m)	Limit (dBuV/m)	Margin (dB)	Remark
1	10476.000	45.04	12.23	57.27	74.00	-16.73	peak
2	10476.000	28.80	12.23	41.03	54.00	-12.97	AVG
3	11664.000	37.33	14.32	51.65	74.00	-22.35	peak
4	13963.000	34.96	16.75	51.71	74.00	-22.29	peak
5	15723.000	36.43	16.81	53.24	74.00	-20.76	peak
6	17175.000	31.77	21.48	53.25	74.00	-20.75	peak
7	17780.000	30.22	23.28	53.50	74.00	-20.50	peak

Note: 1. Measurement = Reading Level + Correct Factor.
2. If Peak Result complies with AV limit, AV Result is deemed to comply with AV limit.
3. Peak: Peak detector.
4. The High Pass filter loss factor already add into the correct factor.
5. Proper operation of the transmitter prior to adding the filter to the measurement chain.
6. Owing to the highest peak level of unwanted emission out of the restricted bands complies with the lowest limit(54dBuV/m), so all the test point were deemed to comply with the limits list in the standard.

This report shall not be reproduced except in full, without the written approval of UL Verification Services (Guangzhou) Co., Ltd, Song Shan Lake Branch.

8.2.2. UNII-2A BAND

RESTRICTED BANDEDGE HIGH CHANNEL

HORIZONTAL RESULTS
PEAK

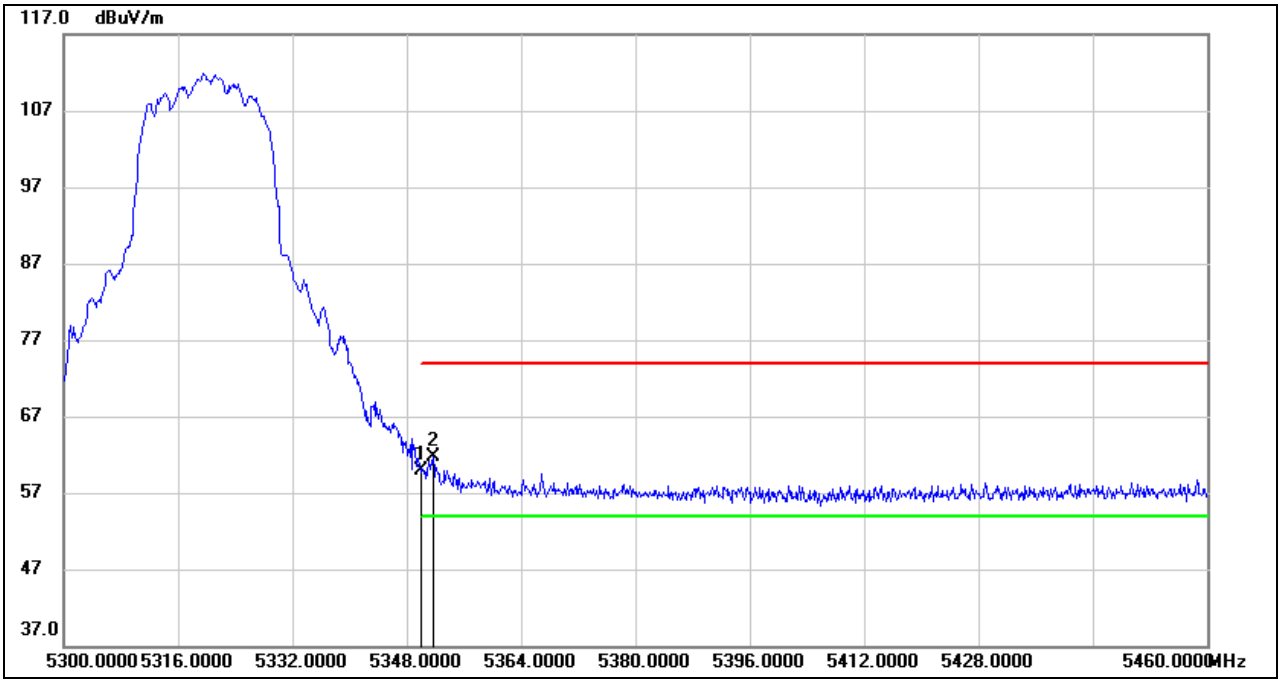

No.	Frequency (MHz)	Reading (dBuV)	Correct (dB/m)	Result (dBuV/m)	Limit (dBuV/m)	Margin (dB)	Remark
1	5350.000	19.28	40.64	59.92	74.00	-14.08	peak
2	5351.680	21.07	40.63	61.70	74.00	-12.30	peak

Note: 1. Measurement = Reading Level + Correct Factor.
2. If Peak Result complies with AV limit, AV Result is deemed to comply with AV limit.
3. Peak: Peak detector.
4. Only the worst case emission will be recorder, if it complies with the limit, the other emissions deemed to comply with the limit.

This report shall not be reproduced except in full, without the written approval of UL Verification Services (Guangzhou) Co., Ltd, Song Shan Lake Branch.

AVG

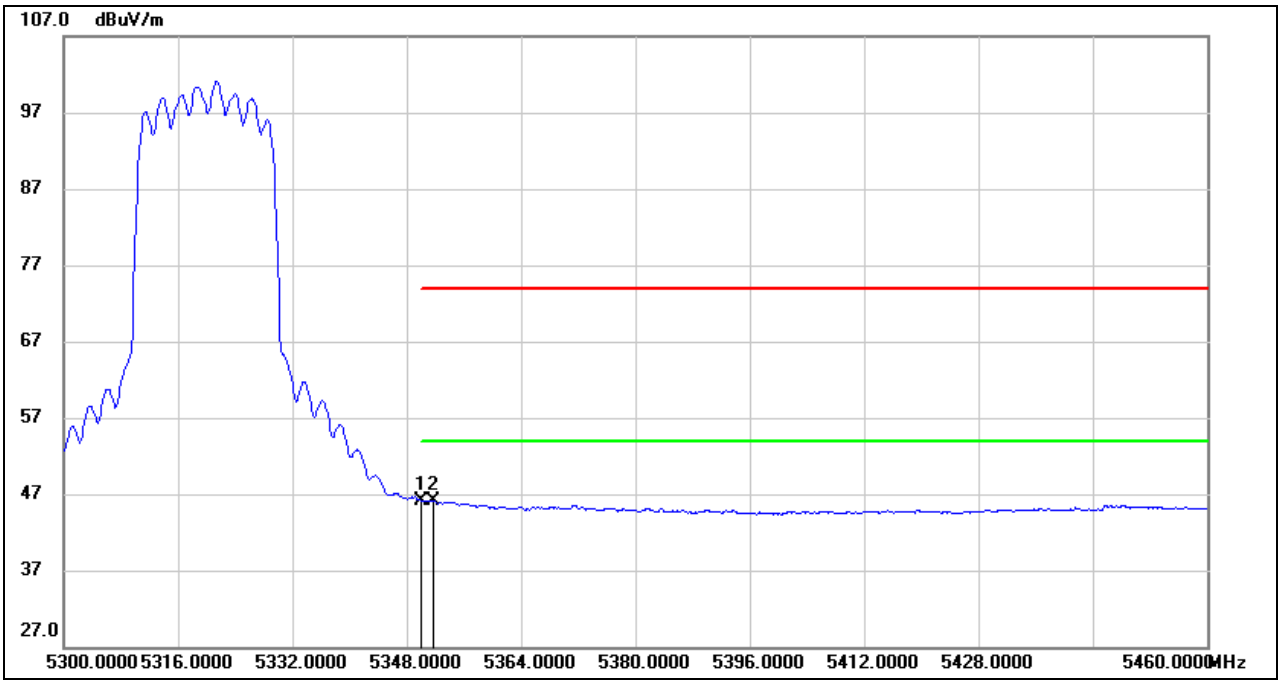

No.	Frequency (MHz)	Reading (dBuV)	Correct (dB/m)	Result (dBuV/m)	Limit (dBuV/m)	Margin (dB)	Remark
1	5350.000	5.49	40.64	46.13	54.00	-7.87	AVG
2	5351.680	5.48	40.63	46.11	54.00	-7.89	AVG

Note: 1. Measurement = Reading Level + Correct Factor.
2. AVG: VBW=1/Ton where: ton is transmit duration.
3. For duty cycle, please refer to clause 7.1.
4. Only the worst case emission will be recorder, if it complies with the limit, the other emissions deemed to comply with the limit.

This report shall not be reproduced except in full, without the written approval of UL Verification Services (Guangzhou) Co., Ltd, Song Shan Lake Branch.

VERTICAL RESULTS
PEAK

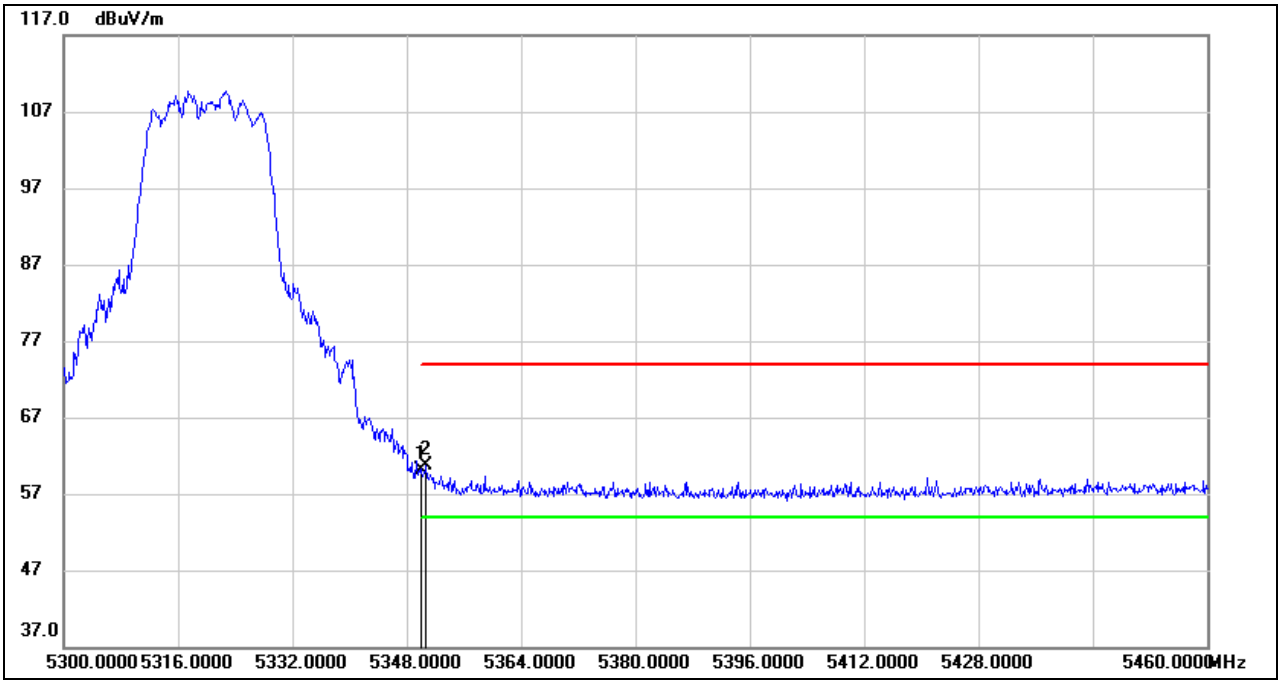

No.	Frequency (MHz)	Reading (dBuV)	Correct (dB/m)	Result (dBuV/m)	Limit (dBuV/m)	Margin (dB)	Remark
1	5350.000	19.55	40.64	60.19	74.00	-13.81	peak
2	5350.720	20.04	40.64	60.68	74.00	-13.32	peak

Note: 1. Measurement = Reading Level + Correct Factor.
2. If Peak Result complies with AV limit, AV Result is deemed to comply with AV limit.
3. Peak: Peak detector.
4. Only the worst case emission will be recorder, if it complies with the limit, the other emissions deemed to comply with the limit.

This report shall not be reproduced except in full, without the written approval of UL Verification Services (Guangzhou) Co., Ltd, Song Shan Lake Branch.

AVG

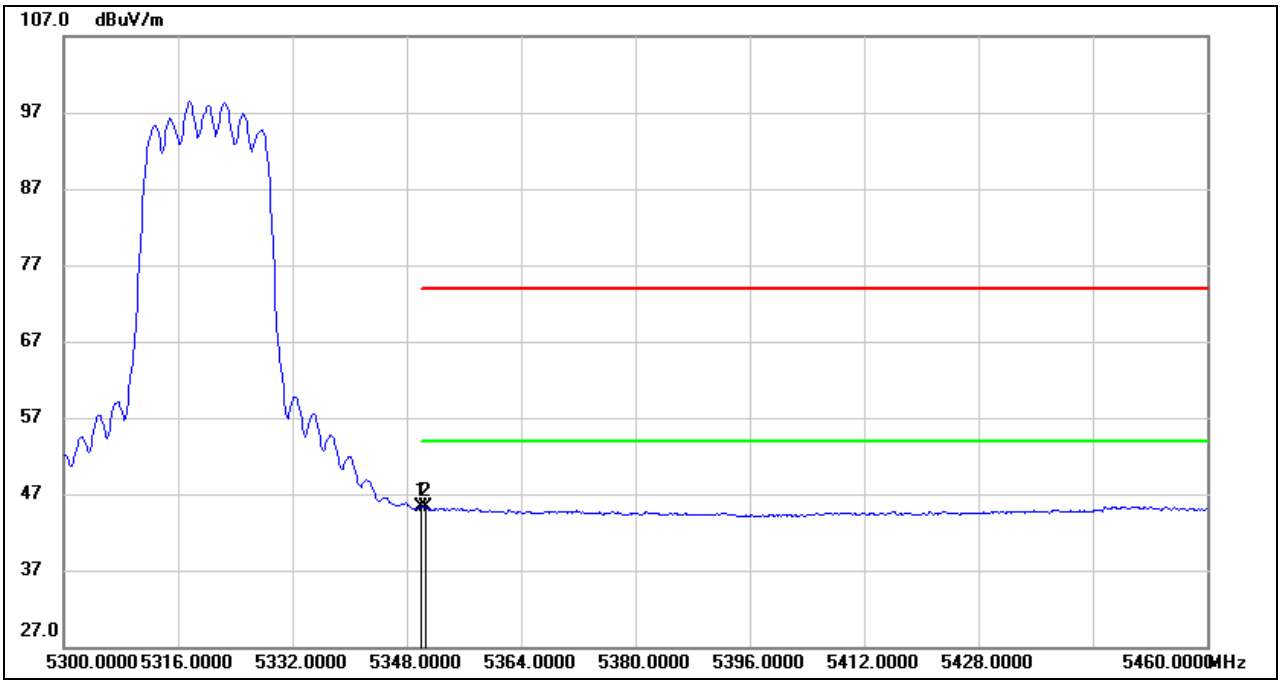

No.	Frequency (MHz)	Reading (dBuV)	Correct (dB/m)	Result (dBuV/m)	Limit (dBuV/m)	Margin (dB)	Remark
1	5350.000	4.71	40.64	45.35	54.00	-8.65	AVG
2	5350.720	4.64	40.64	45.28	54.00	-8.72	AVG

Note: 1. Measurement = Reading Level + Correct Factor.
2. AVG: VBW=1/Ton where: ton is transmit duration.
3. For duty cycle, please refer to clause 7.1.
4. Only the worst case emission will be recorder, if it complies with the limit, the other emissions deemed to comply with the limit.

This report shall not be reproduced except in full, without the written approval of UL Verification Services (Guangzhou) Co., Ltd, Song Shan Lake Branch.

HARMONICS AND SPURIOUS EMISSIONS LOW CHANNEL

HORIZONTAL RESULTS
1-7GHz

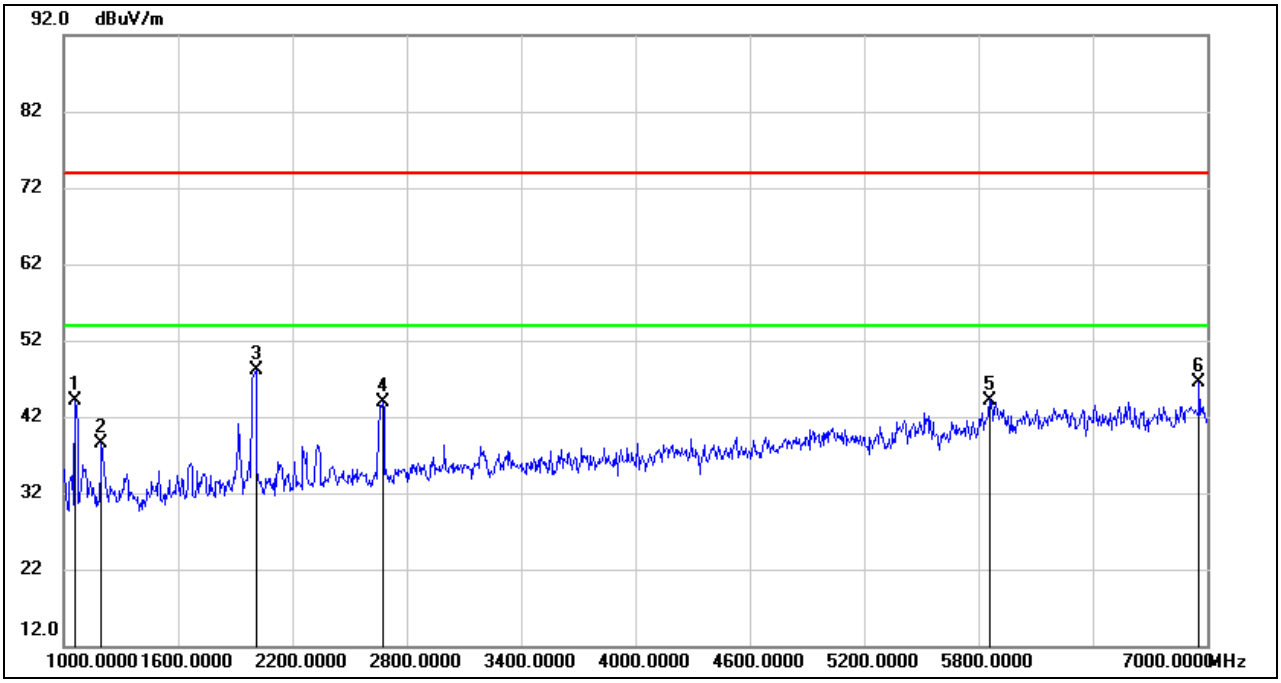

No.	Frequency (MHz)	Reading (dBuV)	Correct (dB/m)	Result (dBuV/m)	Limit (dBuV/m)	Margin (dB)	Remark
1	1060.000	58.71	-14.51	44.20	74.00	-29.80	peak
2	1198.000	52.04	-13.52	38.52	74.00	-35.48	peak
3	2008.000	58.98	-10.81	48.17	74.00	-25.83	peak
4	2674.000	52.01	-8.08	43.93	74.00	-30.07	peak
5	5860.000	40.12	4.08	44.20	74.00	-29.80	peak
6	6958.000	40.12	6.36	46.48	74.00	-27.52	peak

Note: 1. Measurement = Reading Level + Correct Factor.
2. If Peak Result complies with AV limit, AV Result is deemed to comply with AV limit.
3. Peak: Peak detector.
4. Filter losses were only considered in then spurious frequency bands and the authorized band was not corrected for BRF losses.
5. Proper operation of the transmitter prior to adding the filter to the measurement chain.
6. Owing to the highest peak level of unwanted emission out of the restricted bands complies with the lowest limit(54dBuV/m), so all the test point were deemed to comply with the limits list in the standard.

This report shall not be reproduced except in full, without the written approval of UL Verification Services (Guangzhou) Co., Ltd, Song Shan Lake Branch.

HORIZONTAL RESULTS
7-18GHz

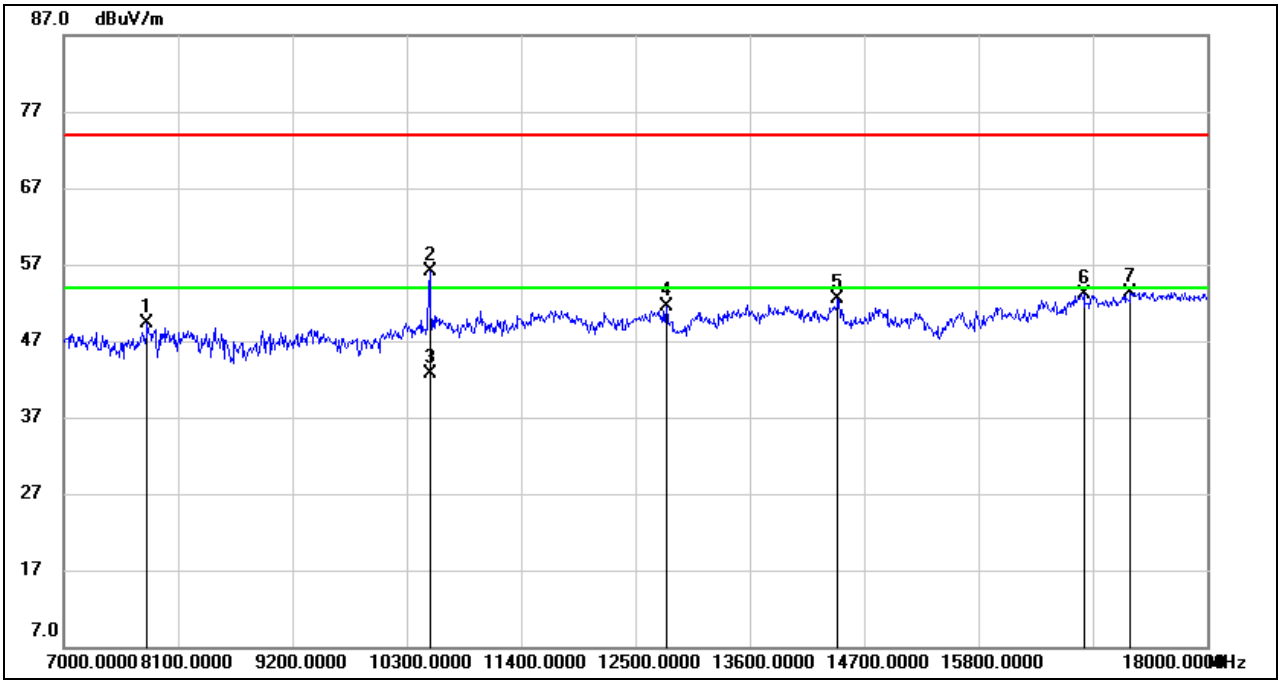

No.	Frequency (MHz)	Reading (dBuV)	Correct (dB/m)	Result (dBuV/m)	Limit (dBuV/m)	Margin (dB)	Remark
1	7803.000	39.65	9.63	49.28	74.00	-24.72	peak
2	10520.000	43.51	12.51	56.02	74.00	-17.98	peak
3	10520.000	30.22	12.51	42.73	54.00	-11.27	AVG
4	12797.000	35.15	16.38	51.53	74.00	-22.47	peak
5	14447.000	35.55	16.93	52.48	74.00	-21.52	peak
6	16812.000	32.53	20.53	53.06	74.00	-20.94	peak
7	17263.000	31.41	21.95	53.36	74.00	-20.64	peak

Note: 1. Measurement = Reading Level + Correct Factor.
2. If Peak Result complies with AV limit, AV Result is deemed to comply with AV limit.
3. Peak: Peak detector.
4. The High Pass filter loss factor already add into the correct factor.
5. Proper operation of the transmitter prior to adding the filter to the measurement chain.
6. Owing to the highest peak level of unwanted emission out of the restricted bands complies with the lowest limit(54dBuV/m), so all the test point were deemed to comply with the limits list in the standard.

This report shall not be reproduced except in full, without the written approval of UL Verification Services (Guangzhou) Co., Ltd, Song Shan Lake Branch.

VERTICAL RESULTS
1-7GHz

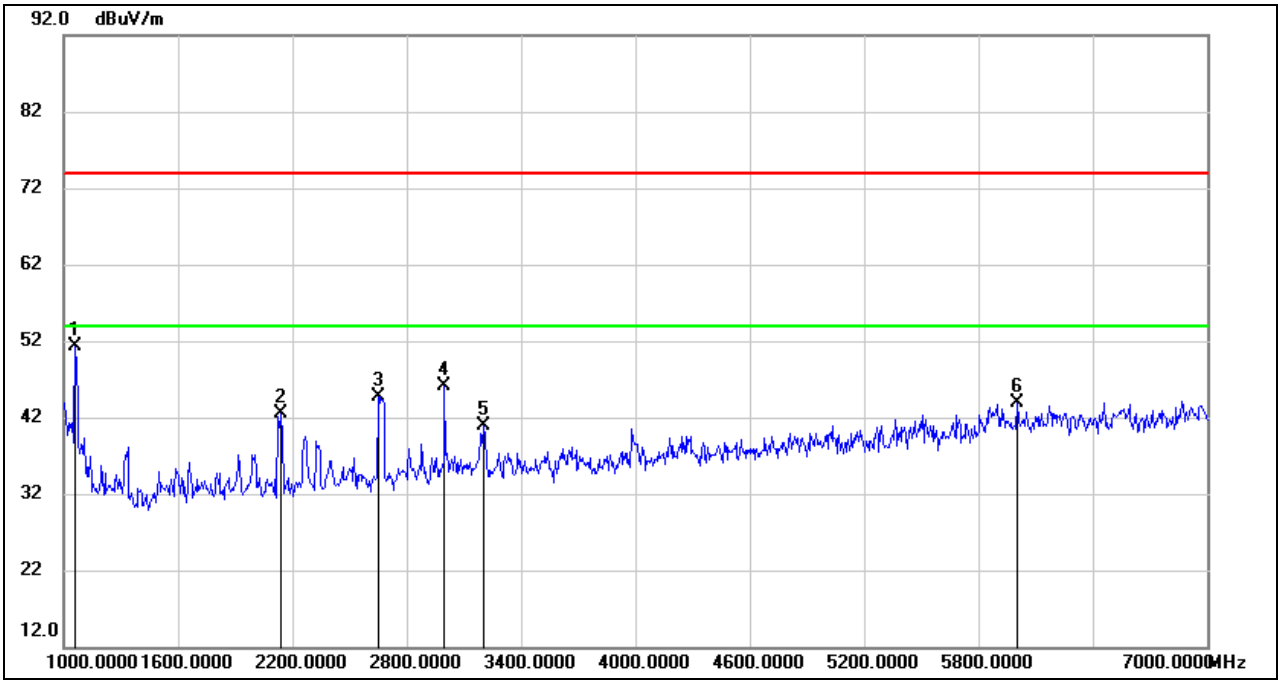

No.	Frequency (MHz)	Reading (dBuV)	Correct (dB/m)	Result (dBuV/m)	Limit (dBuV/m)	Margin (dB)	Remark
1	1060.000	65.87	-14.51	51.36	74.00	-22.64	peak
2	2140.000	52.49	-10.05	42.44	74.00	-31.56	peak
3	2650.000	53.01	-8.26	44.75	74.00	-29.25	peak
4	2998.000	52.43	-6.27	46.16	74.00	-27.84	peak
5	3202.000	46.88	-5.97	40.91	74.00	-33.09	peak
6	6004.000	40.66	3.30	43.96	74.00	-30.04	peak

Note: 1. Measurement = Reading Level + Correct Factor.
2. If Peak Result complies with AV limit, AV Result is deemed to comply with AV limit.
3. Peak: Peak detector.
4. Filter losses were only considered in then spurious frequency bands and the authorized band was not corrected for BRF losses.
5. Proper operation of the transmitter prior to adding the filter to the measurement chain.
6. Owing to the highest peak level of unwanted emission out of the restricted bands complies with the lowest limit(54dBuV/m), so all the test point were deemed to comply with the limits list in the standard.

This report shall not be reproduced except in full, without the written approval of UL Verification Services (Guangzhou) Co., Ltd, Song Shan Lake Branch.

7-18GHz

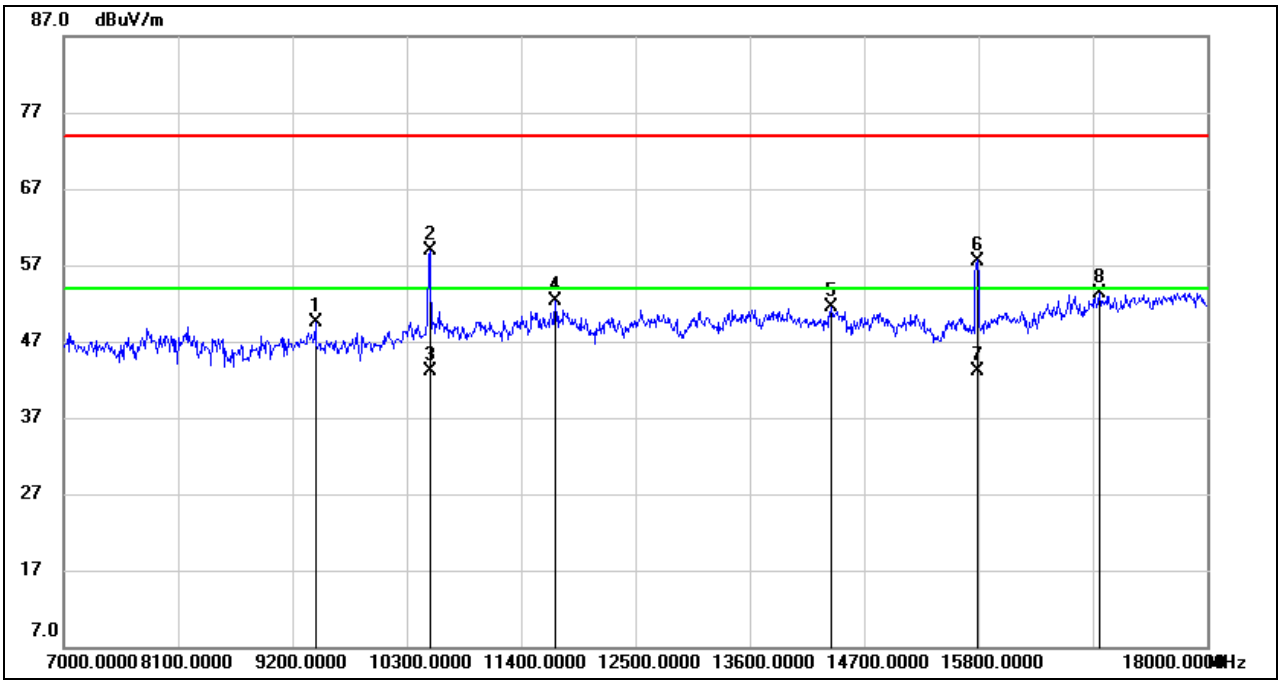

No.	Frequency (MHz)	Reading (dBuV)	Correct (dB/m)	Result (dBuV/m)	Limit (dBuV/m)	Margin (dB)	Remark
1	9420.000	38.54	10.93	49.47	74.00	-24.53	peak
2	10520.000	46.31	12.51	58.82	74.00	-15.18	peak
3	10520.000	30.58	12.51	43.09	54.00	-10.91	AVG
4	11730.000	38.05	14.22	52.27	74.00	-21.73	peak
5	14381.000	34.48	16.97	51.45	74.00	-22.55	peak
6	15789.000	40.55	17.05	57.60	74.00	-16.40	peak
7	15789.000	26.08	17.05	43.13	54.00	-10.87	AVG
8	16966.000	32.43	20.89	53.32	74.00	-20.68	peak

Note: 1. Measurement = Reading Level + Correct Factor.
2. If Peak Result complies with AV limit, AV Result is deemed to comply with AV limit.
3. Peak: Peak detector.
4. The High Pass filter loss factor already add into the correct factor.
5. Proper operation of the transmitter prior to adding the filter to the measurement chain.
6. Owing to the highest peak level of unwanted emission out of the restricted bands complies with the lowest limit(54dBuV/m), so all the test point were deemed to comply with the limits list in the standard.

This report shall not be reproduced except in full, without the written approval of UL Verification Services (Guangzhou) Co., Ltd, Song Shan Lake Branch.

HARMONICS AND SPURIOUS EMISSIONS MID CHANNEL

HORIZONTAL RESULTS
1-7GHz

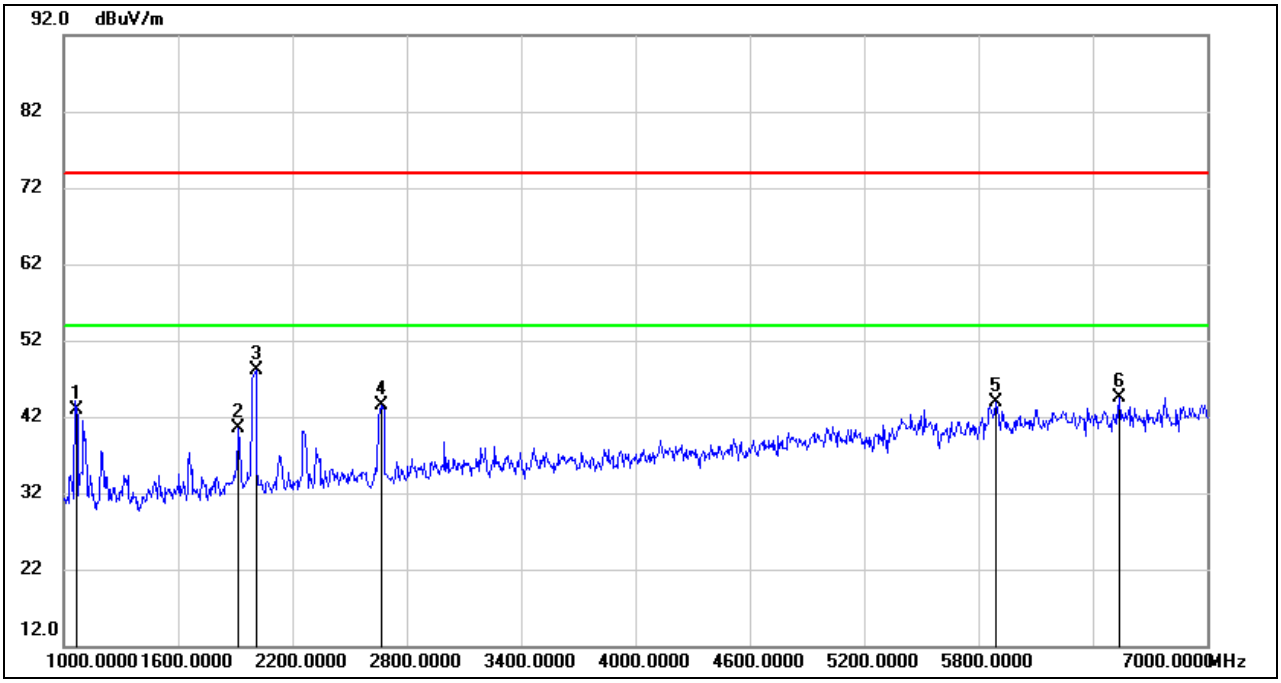

No.	Frequency (MHz)	Reading (dBuV)	Correct (dB/m)	Result (dBuV/m)	Limit (dBuV/m)	Margin (dB)	Remark
1	1066.000	57.32	-14.50	42.82	74.00	-31.18	peak
2	1918.000	51.31	-10.83	40.48	74.00	-33.52	peak
3	2008.000	58.84	-10.81	48.03	74.00	-25.97	peak
4	2668.000	51.68	-8.13	43.55	74.00	-30.45	peak
5	5890.000	39.31	4.68	43.99	74.00	-30.01	peak
6	6538.000	38.84	5.75	44.59	74.00	-29.41	peak

Note: 1. Measurement = Reading Level + Correct Factor.
2. If Peak Result complies with AV limit, AV Result is deemed to comply with AV limit.
3. Peak: Peak detector.
4. Filter losses were only considered in then spurious frequency bands and the authorized band was not corrected for BRF losses.
5. Proper operation of the transmitter prior to adding the filter to the measurement chain.
6. Owing to the highest peak level of unwanted emission out of the restricted bands complies with the lowest limit(54dBuV/m), so all the test point were deemed to comply with the limits list in the standard.

This report shall not be reproduced except in full, without the written approval of UL Verification Services (Guangzhou) Co., Ltd, Song Shan Lake Branch.

HORIZONTAL RESULTS
7-18GHz

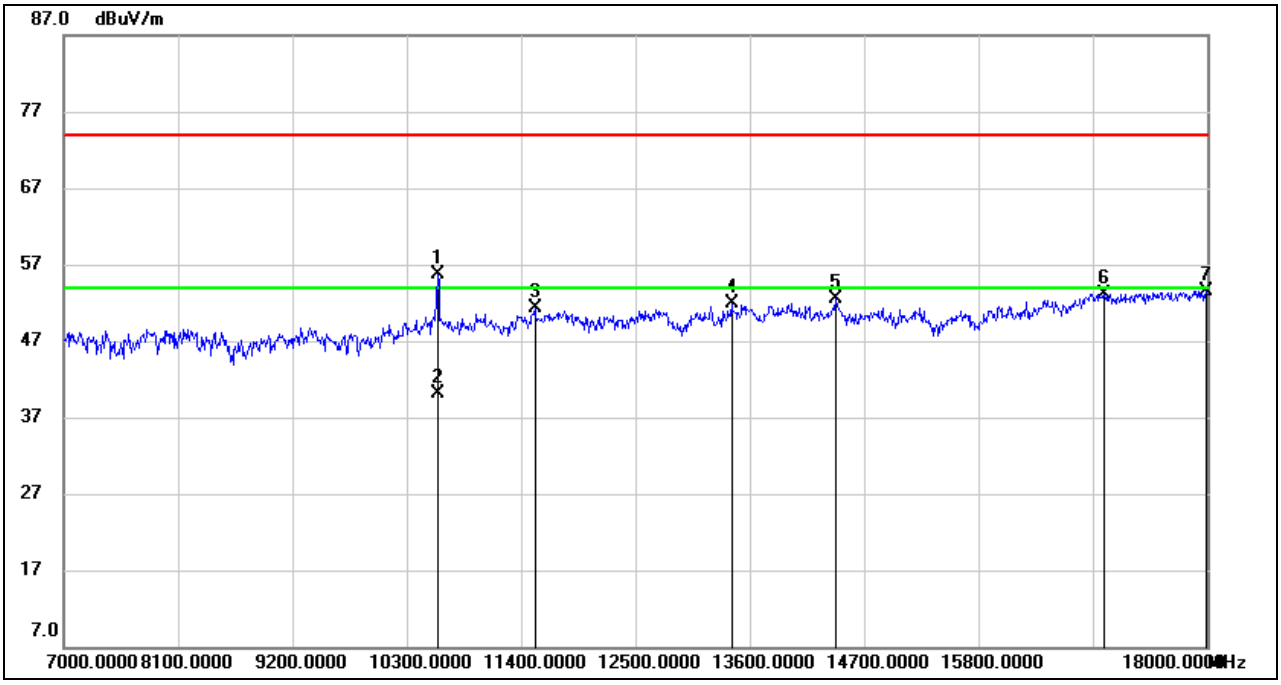

No.	Frequency (MHz)	Reading (dBuV)	Correct (dB/m)	Result (dBuV/m)	Limit (dBuV/m)	Margin (dB)	Remark
1	10597.000	42.25	13.38	55.63	74.00	-18.37	peak
2	10597.000	26.73	13.38	40.11	54.00	-13.89	AVG
3	11532.000	36.83	14.50	51.33	74.00	-22.67	peak
4	13424.000	35.54	16.40	51.94	74.00	-22.06	peak
5	14425.000	35.54	16.97	52.51	74.00	-21.49	peak
6	17010.000	32.09	21.11	53.20	74.00	-20.80	peak
7	17989.000	30.01	23.47	53.48	74.00	-20.52	peak

Note: 1. Measurement = Reading Level + Correct Factor.
2. If Peak Result complies with AV limit, AV Result is deemed to comply with AV limit.
3. Peak: Peak detector.
4. The High Pass filter loss factor already add into the correct factor.
5. Proper operation of the transmitter prior to adding the filter to the measurement chain.
6. Owing to the highest peak level of unwanted emission out of the restricted bands complies with the lowest limit(54dBuV/m), so all the test point were deemed to comply with the limits list in the standard.

This report shall not be reproduced except in full, without the written approval of UL Verification Services (Guangzhou) Co., Ltd, Song Shan Lake Branch.

VERTICAL RESULTS
1-7GHz

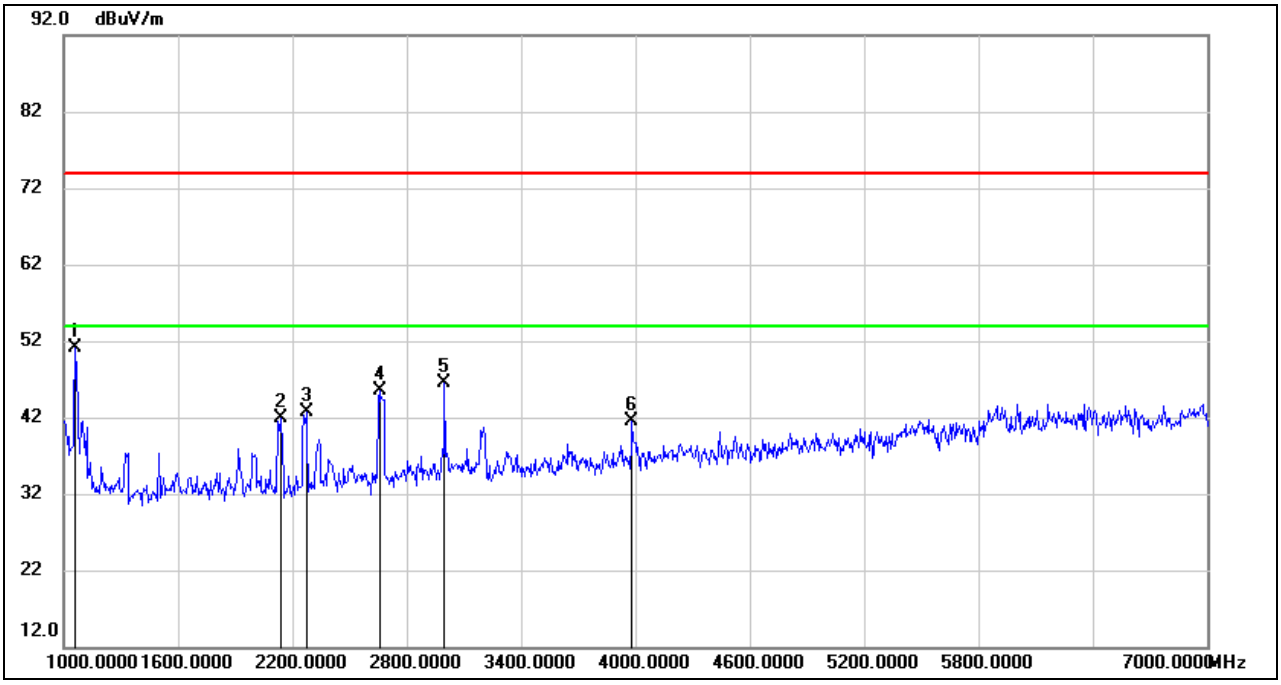

No.	Frequency (MHz)	Reading (dBuV)	Correct (dB/m)	Result (dBuV/m)	Limit (dBuV/m)	Margin (dB)	Remark
1	1060.000	65.52	-14.51	51.01	74.00	-22.99	peak
2	2140.000	52.02	-10.05	41.97	74.00	-32.03	peak
3	2272.000	52.30	-9.59	42.71	74.00	-31.29	peak
4	2656.000	53.68	-8.21	45.47	74.00	-28.53	peak
5	2998.000	52.74	-6.27	46.47	74.00	-27.53	peak
6	3982.000	45.63	-4.10	41.53	74.00	-32.47	peak

Note: 1. Measurement = Reading Level + Correct Factor.
2. If Peak Result complies with AV limit, AV Result is deemed to comply with AV limit.
3. Peak: Peak detector.
4. Filter losses were only considered in then spurious frequency bands and the authorized band was not corrected for BRF losses.
5. Proper operation of the transmitter prior to adding the filter to the measurement chain.
6. Owing to the highest peak level of unwanted emission out of the restricted bands complies with the lowest limit(54dBuV/m), so all the test point were deemed to comply with the limits list in the standard.

This report shall not be reproduced except in full, without the written approval of UL Verification Services (Guangzhou) Co., Ltd, Song Shan Lake Branch.

7-18GHz

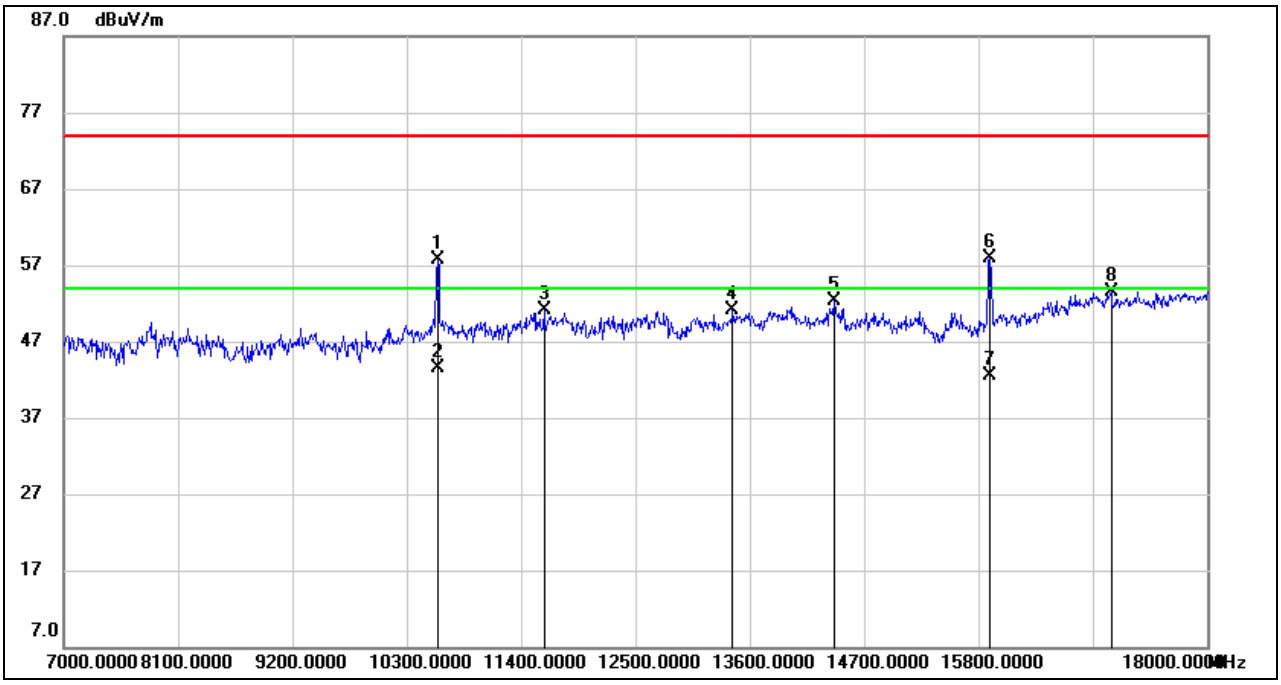

No.	Frequency (MHz)	Reading (dBuV)	Correct (dB/m)	Result (dBuV/m)	Limit (dBuV/m)	Margin (dB)	Remark
1	10597.000	44.32	13.38	57.70	74.00	-16.30	peak
2	10597.000	30.07	13.38	43.45	54.00	-10.55	AVG
3	11620.000	36.59	14.54	51.13	74.00	-22.87	peak
4	13435.000	34.65	16.37	51.02	74.00	-22.98	peak
5	14414.000	35.42	16.98	52.40	74.00	-21.60	peak
6	15910.000	40.32	17.62	57.94	74.00	-16.06	peak
7	15910.000	24.83	17.62	42.45	54.00	-11.55	AVG
8	17076.000	32.32	21.24	53.56	74.00	-20.44	peak

Note: 1. Measurement = Reading Level + Correct Factor.
2. If Peak Result complies with AV limit, AV Result is deemed to comply with AV limit.
3. Peak: Peak detector.
4. The High Pass filter loss factor already add into the correct factor.
5. Proper operation of the transmitter prior to adding the filter to the measurement chain.
6. Owing to the highest peak level of unwanted emission out of the restricted bands complies with the lowest limit(54dBuV/m), so all the test point were deemed to comply with the limits list in the standard.

This report shall not be reproduced except in full, without the written approval of UL Verification Services (Guangzhou) Co., Ltd, Song Shan Lake Branch.

HARMONICS AND SPURIOUS EMISSIONS HIGH CHANNEL

HORIZONTAL RESULTS
1-7GHz

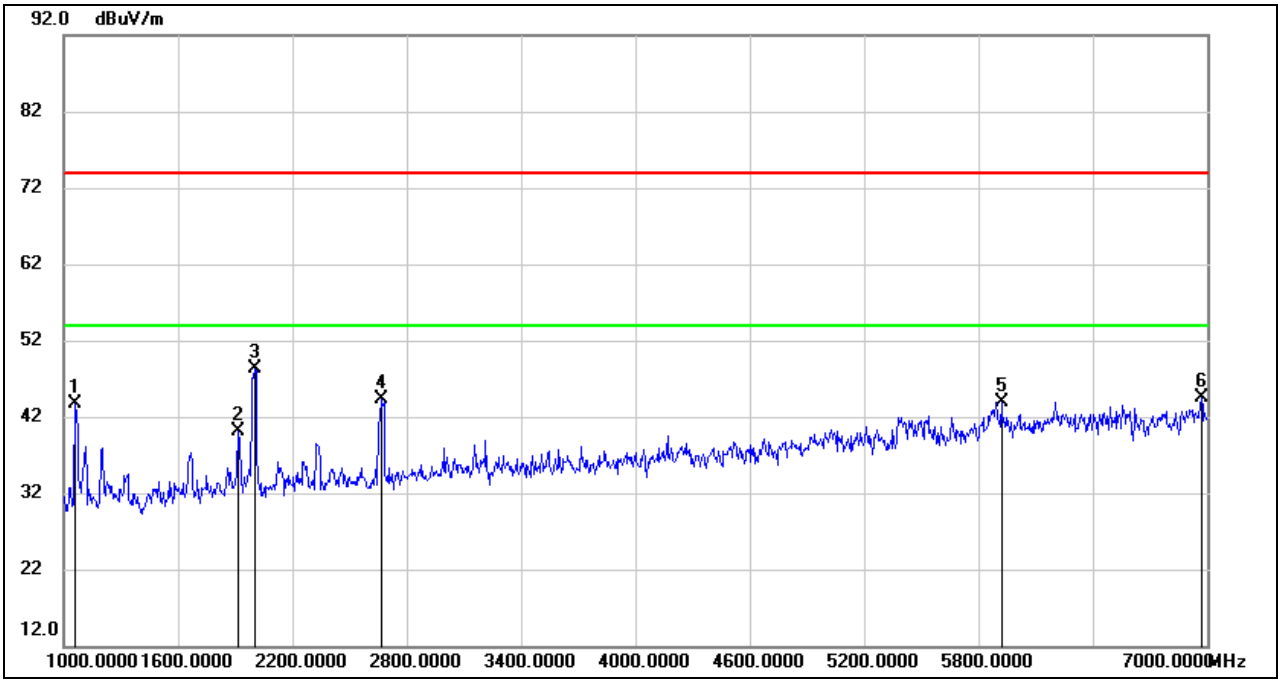

No.	Frequency (MHz)	Reading (dBuV)	Correct (dB/m)	Result (dBuV/m)	Limit (dBuV/m)	Margin (dB)	Remark
1	1060.000	58.20	-14.51	43.69	74.00	-30.31	peak
2	1912.000	50.85	-10.83	40.02	74.00	-33.98	peak
3	2002.000	59.08	-10.85	48.23	74.00	-25.77	peak
4	2668.000	52.38	-8.13	44.25	74.00	-29.75	peak
5	5920.000	39.45	4.55	44.00	74.00	-30.00	peak
6	6970.000	38.05	6.39	44.44	74.00	-29.56	peak

Note: 1. Measurement = Reading Level + Correct Factor.
2. If Peak Result complies with AV limit, AV Result is deemed to comply with AV limit.
3. Peak: Peak detector.
4. Filter losses were only considered in then spurious frequency bands and the authorized band was not corrected for BRF losses.
5. Proper operation of the transmitter prior to adding the filter to the measurement chain.
6. Owing to the highest peak level of unwanted emission out of the restricted bands complies with the lowest limit(54dBuV/m), so all the test point were deemed to comply with the limits list in the standard.

This report shall not be reproduced except in full, without the written approval of UL Verification Services (Guangzhou) Co., Ltd, Song Shan Lake Branch.

HORIZONTAL RESULTS
7-18GHz

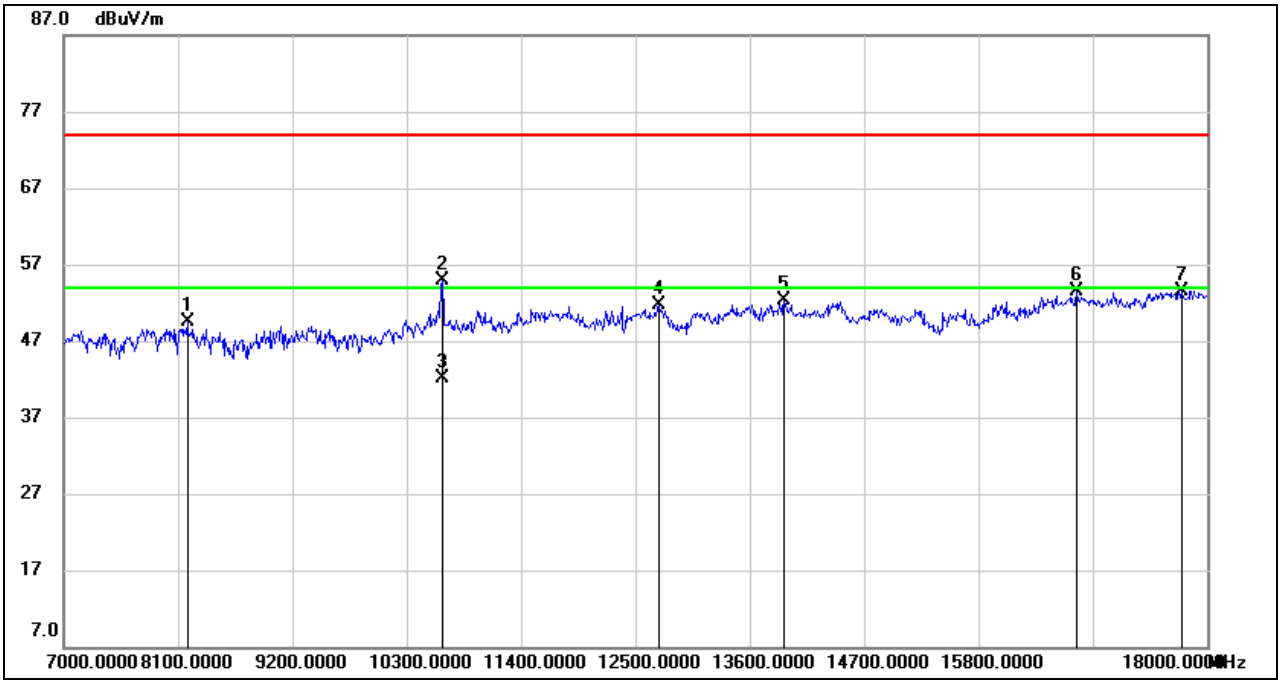

No.	Frequency (MHz)	Reading (dBuV)	Correct (dB/m)	Result (dBuV/m)	Limit (dBuV/m)	Margin (dB)	Remark
1	8188.000	39.25	10.23	49.48	74.00	-24.52	peak
2	10641.000	41.78	13.12	54.90	74.00	-19.10	peak
3	10641.000	29.08	13.12	42.20	54.00	-11.80	AVG
4	12720.000	36.64	15.14	51.78	74.00	-22.22	peak
5	13930.000	35.64	16.74	52.38	74.00	-21.62	peak
6	16746.000	33.00	20.43	53.43	74.00	-20.57	peak
7	17758.000	30.38	23.09	53.47	74.00	-20.53	peak

Note: 1. Measurement = Reading Level + Correct Factor.
2. If Peak Result complies with AV limit, AV Result is deemed to comply with AV limit.
3. Peak: Peak detector.
4. The High Pass filter loss factor already add into the correct factor.
5. Proper operation of the transmitter prior to adding the filter to the measurement chain.
6. Owing to the highest peak level of unwanted emission out of the restricted bands complies with the lowest limit(54dBuV/m), so all the test point were deemed to comply with the limits list in the standard.

This report shall not be reproduced except in full, without the written approval of UL Verification Services (Guangzhou) Co., Ltd, Song Shan Lake Branch.

VERTICAL RESULTS
1-7GHz

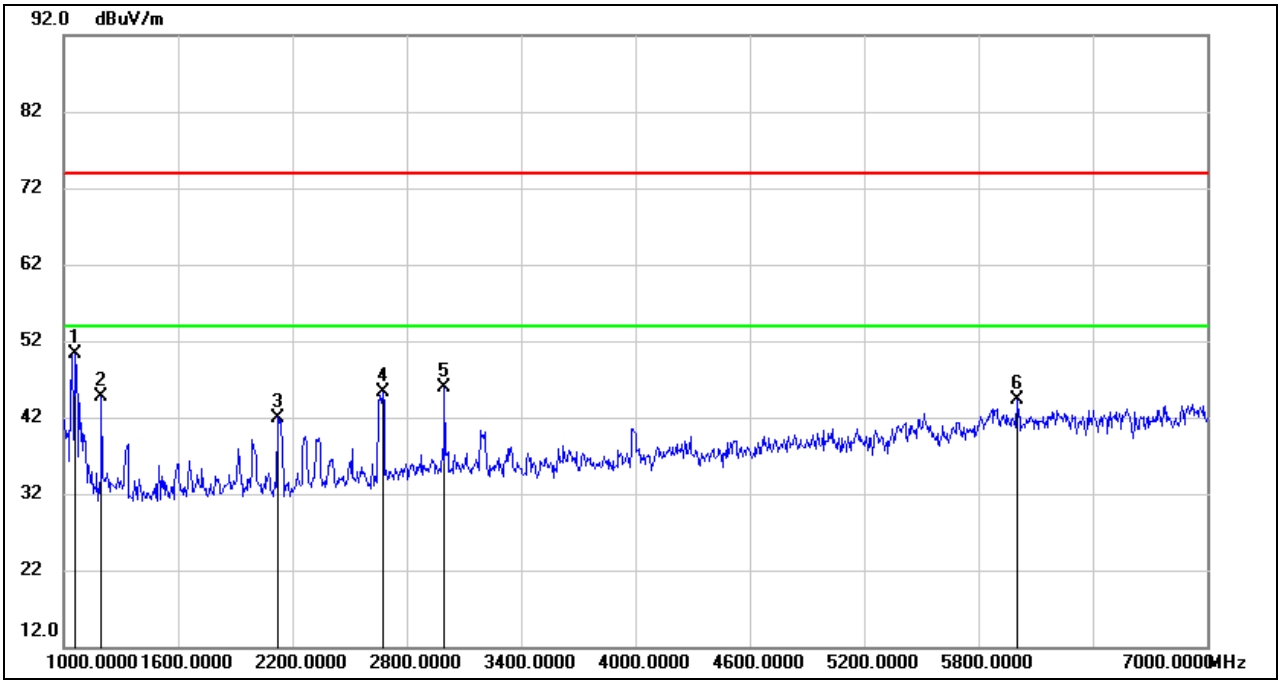

No.	Frequency (MHz)	Reading (dBuV)	Correct (dB/m)	Result (dBuV/m)	Limit (dBuV/m)	Margin (dB)	Remark
1	1060.000	64.75	-14.51	50.24	74.00	-23.76	peak
2	1198.000	58.19	-13.52	44.67	74.00	-29.33	peak
3	2122.000	52.11	-10.11	42.00	74.00	-32.00	peak
4	2674.000	53.32	-8.08	45.24	74.00	-28.76	peak
5	2998.000	52.26	-6.27	45.99	74.00	-28.01	peak
6	6004.000	41.08	3.30	44.38	74.00	-29.62	peak

Note: 1. Measurement = Reading Level + Correct Factor.
2. If Peak Result complies with AV limit, AV Result is deemed to comply with AV limit.
3. Peak: Peak detector.
4. Filter losses were only considered in then spurious frequency bands and the authorized band was not corrected for BRF losses.
5. Proper operation of the transmitter prior to adding the filter to the measurement chain.
6. Owing to the highest peak level of unwanted emission out of the restricted bands complies with the lowest limit(54dBuV/m), so all the test point were deemed to comply with the limits list in the standard.

This report shall not be reproduced except in full, without the written approval of UL Verification Services (Guangzhou) Co., Ltd, Song Shan Lake Branch.

7-18GHz

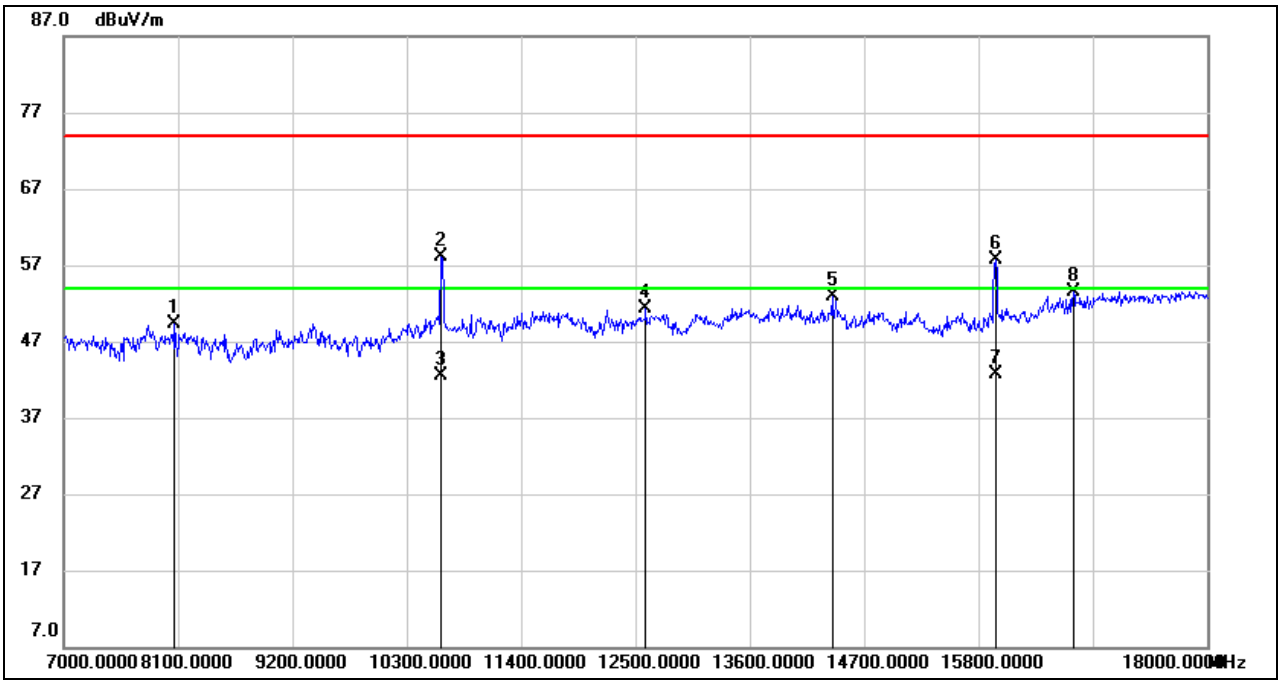

No.	Frequency (MHz)	Reading (dBuV)	Correct (dB/m)	Result (dBuV/m)	Limit (dBuV/m)	Margin (dB)	Remark
1	8067.000	39.86	9.44	49.30	74.00	-24.70	peak
2	10630.000	44.93	13.20	58.13	74.00	-15.87	peak
3	10630.000	29.37	13.20	42.57	54.00	-11.43	AVG
4	12599.000	36.71	14.67	51.38	74.00	-22.62	peak
5	14392.000	35.95	16.99	52.94	74.00	-21.06	peak
6	15965.000	40.01	17.68	57.69	74.00	-16.31	peak
7	15965.000	25.09	17.68	42.77	54.00	-11.23	AVG
8	16713.000	33.23	20.37	53.60	74.00	-20.40	peak

Note: 1. Measurement = Reading Level + Correct Factor.
2. If Peak Result complies with AV limit, AV Result is deemed to comply with AV limit.
3. Peak: Peak detector.
4. The High Pass filter loss factor already add into the correct factor.
5. Proper operation of the transmitter prior to adding the filter to the measurement chain.
6. Owing to the highest peak level of unwanted emission out of the restricted bands complies with the lowest limit(54dBuV/m), so all the test point were deemed to comply with the limits list in the standard.

This report shall not be reproduced except in full, without the written approval of UL Verification Services (Guangzhou) Co., Ltd, Song Shan Lake Branch.

8.2.3. UNII-2C BAND

RESTRICTED BANDEDGE LOW CHANNEL

HORIZONTAL RESULTS
PEAK

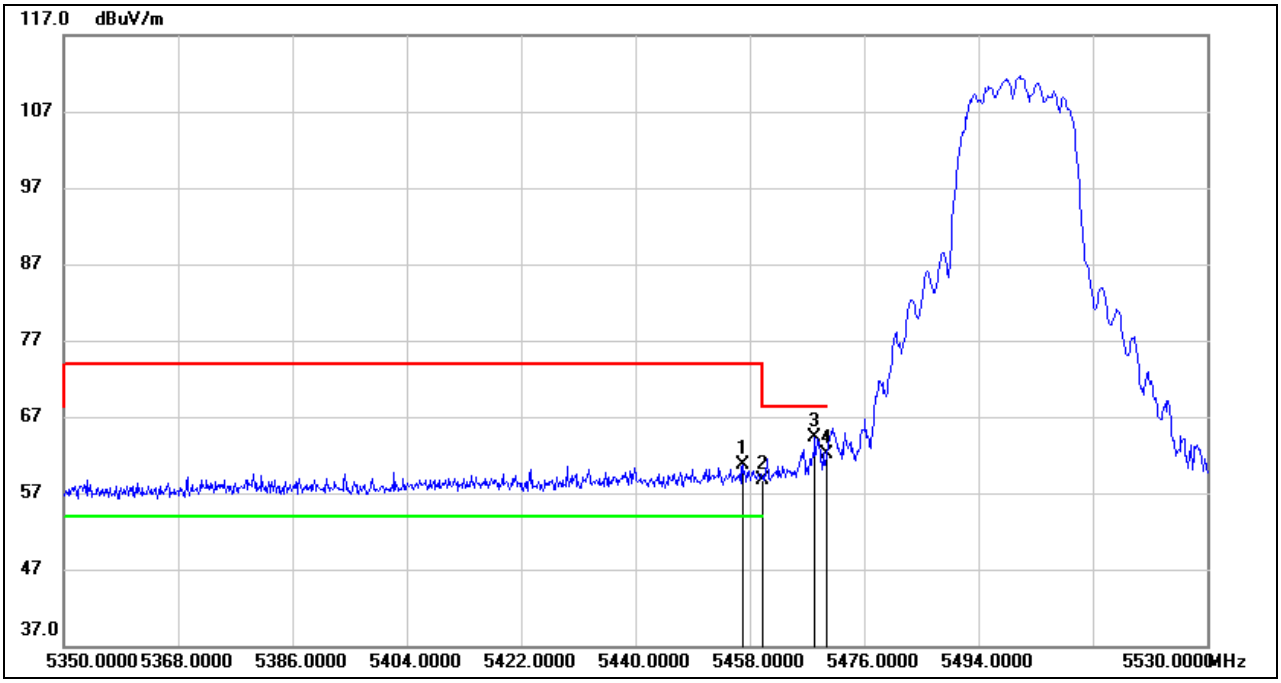

No.	Frequency (MHz)	Reading (dBuV)	Correct (dB/m)	Result (dBuV/m)	Limit (dBuV/m)	Margin (dB)	Remark
1	5456.920	19.49	41.25	60.74	74.00	-13.26	peak
2	5460.000	17.50	41.28	58.78	68.20	-9.42	peak
3	5468.260	22.89	41.39	64.28	68.20	-3.92	peak
4	5470.000	20.66	41.41	62.07	68.20	-6.13	peak

Note: 1. Measurement = Reading Level + Correct Factor.
2. If Peak Result complies with AV limit, AV Result is deemed to comply with AV limit.
3. Peak: Peak detector.
4.*indicates frequency out of the restricted bands
5. Only the worst case emission will be recorder, if it complies with the limit, the other emissions deemed to comply with the limit.

This report shall not be reproduced except in full, without the written approval of UL Verification Services (Guangzhou) Co., Ltd, Song Shan Lake Branch.

AVG

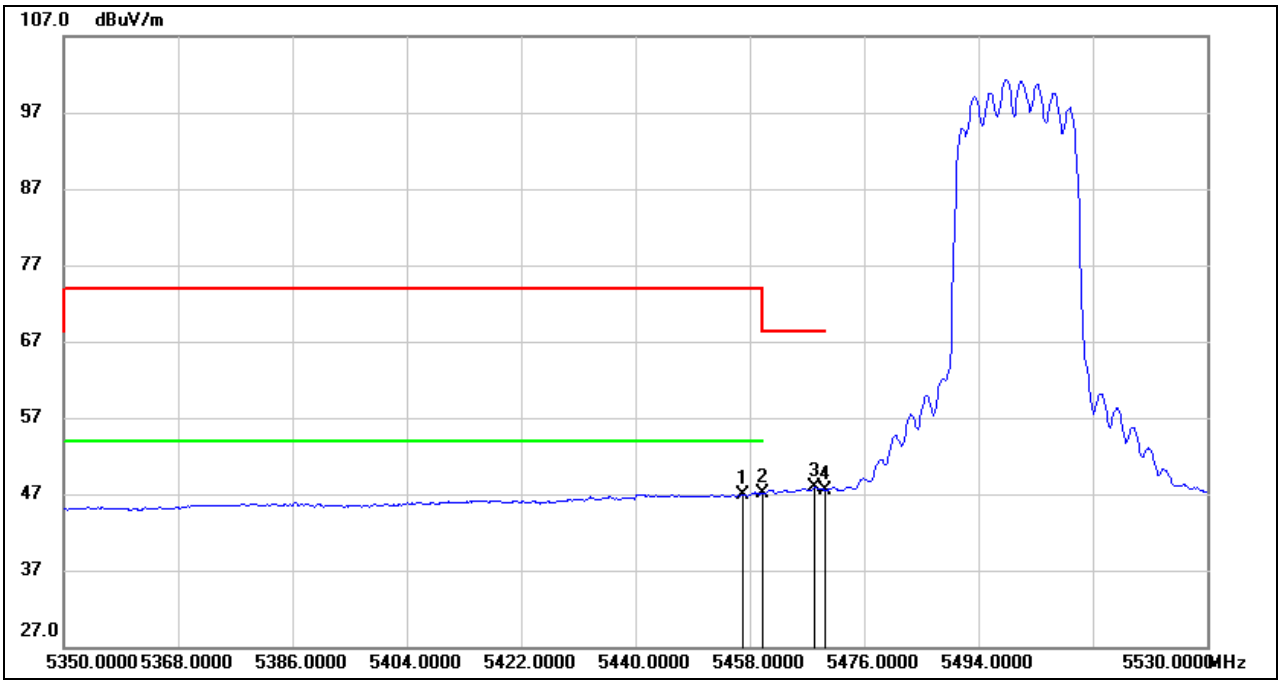

No.	Frequency (MHz)	Reading (dBuV)	Correct (dB/m)	Result (dBuV/m)	Limit (dBuV/m)	Margin (dB)	Remark
1	5456.920	5.69	41.25	46.94	54.00	-7.06	AVG
2	5460.000	5.78	41.28	47.06	54.00	-6.94	AVG
3	5468.260	6.46	41.39	47.85	68.20	-20.35	AVG
4	5470.000	6.12	41.41	47.53	68.20	-20.67	AVG

Note: 1. Measurement = Reading Level + Correct Factor.
2. AVG: VBW=1/Ton where: ton is transmit duration.
3. For duty cycle, please refer to clause 7.1.
4. Only the worst case emission will be recorder, if it complies with the limit, the other emissions deemed to comply with the limit.

This report shall not be reproduced except in full, without the written approval of UL Verification Services (Guangzhou) Co., Ltd, Song Shan Lake Branch.

VERTICAL RESULTS
PEAK

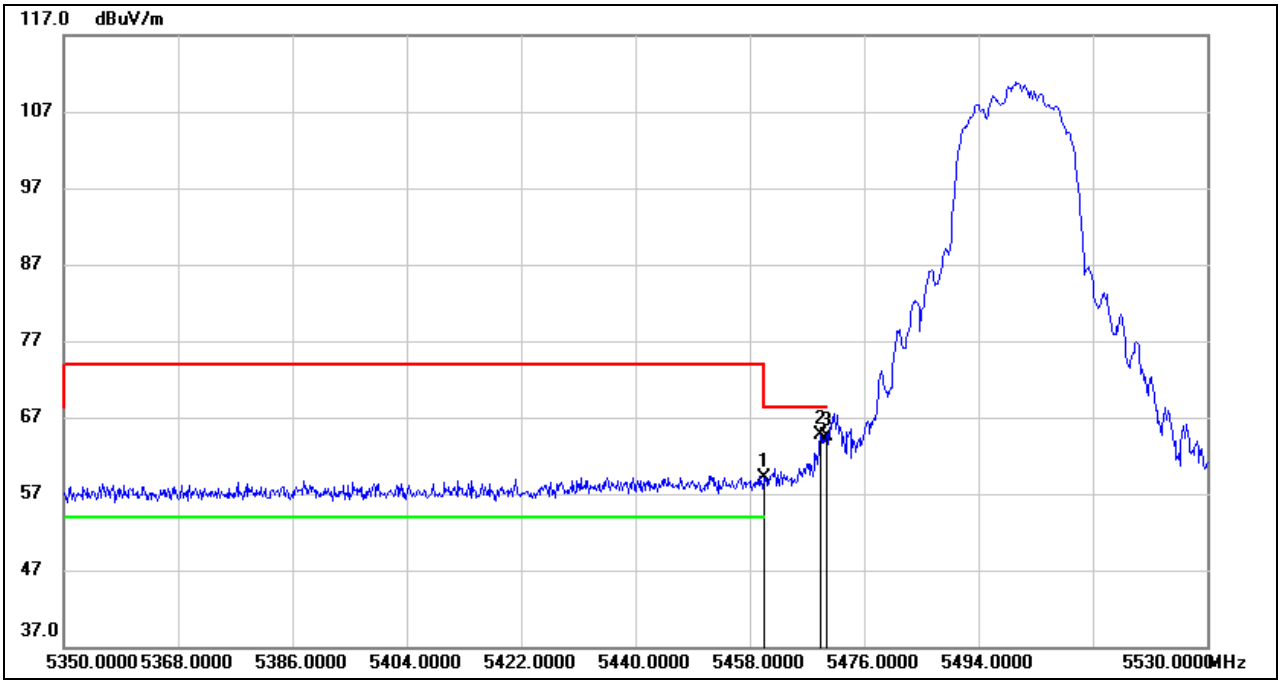

No.	Frequency (MHz)	Reading (dBuV)	Correct (dB/m)	Result (dBuV/m)	Limit (dBuV/m)	Margin (dB)	Remark
1	5460.000	17.73	41.28	59.01	68.20	-9.19	peak
2	5469.160	23.30	41.40	64.70	68.20	-3.50	peak
3	5470.000	23.04	41.41	64.45	68.20	-3.75	peak

Note: 1. Measurement = Reading Level + Correct Factor.
2. If Peak Result complies with AV limit, AV Result is deemed to comply with AV limit.
3. Peak: Peak detector.
4.*indicates frequency out of the restricted bands
5. Only the worst case emission will be recorder, if it complies with the limit, the other emissions deemed to comply with the limit.

This report shall not be reproduced except in full, without the written approval of UL Verification Services (Guangzhou) Co., Ltd, Song Shan Lake Branch.

AVG

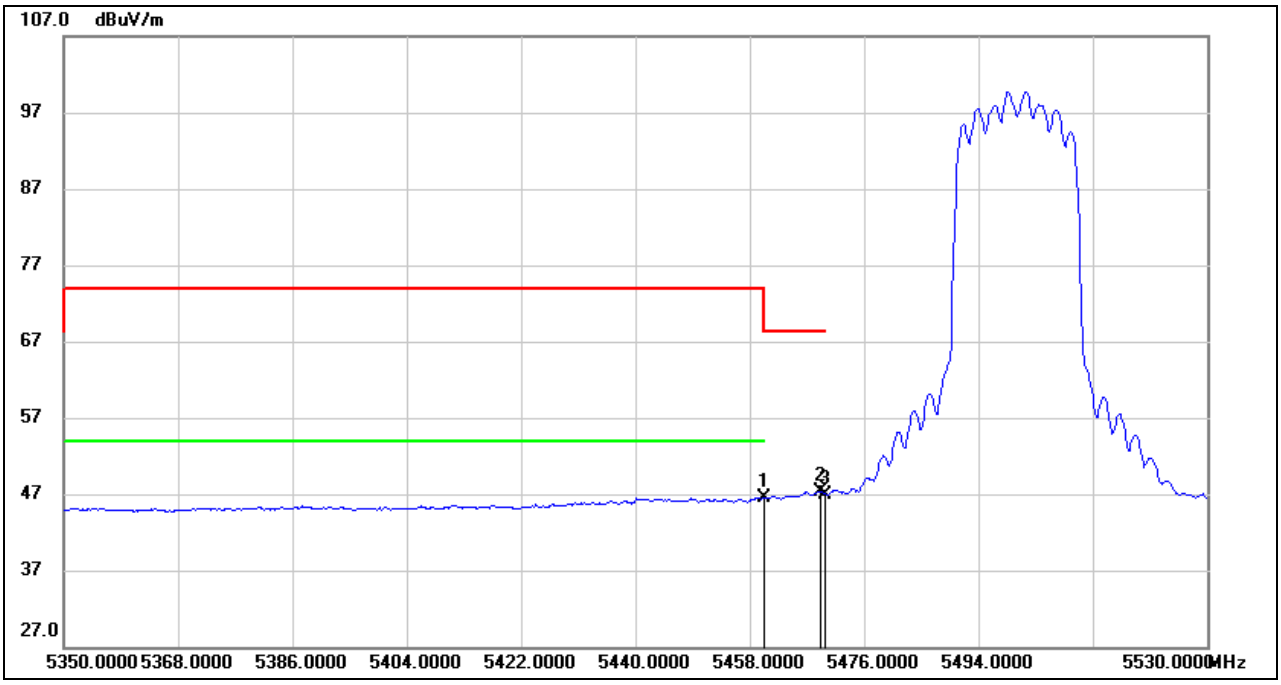

No.	Frequency (MHz)	Reading (dBuV)	Correct (dB/m)	Result (dBuV/m)	Limit (dBuV/m)	Margin (dB)	Remark
1	5460.000	5.28	41.28	46.56	54.00	-7.44	AVG
2	5469.160	5.98	41.40	47.38	68.20	-20.82	AVG
3	5470.000	5.49	41.41	46.90	68.20	-21.30	AVG

Note: 1. Measurement = Reading Level + Correct Factor.
2. AVG: VBW=1/Ton where: ton is transmit duration.
3. For duty cycle, please refer to clause 7.1.
4. Only the worst case emission will be recorder, if it complies with the limit, the other emissions deemed to comply with the limit.

This report shall not be reproduced except in full, without the written approval of UL Verification Services (Guangzhou) Co., Ltd, Song Shan Lake Branch.

RESTRICTED BANDEDGE HIGH CHANNEL

HORIZONTAL RESULTS
PEAK

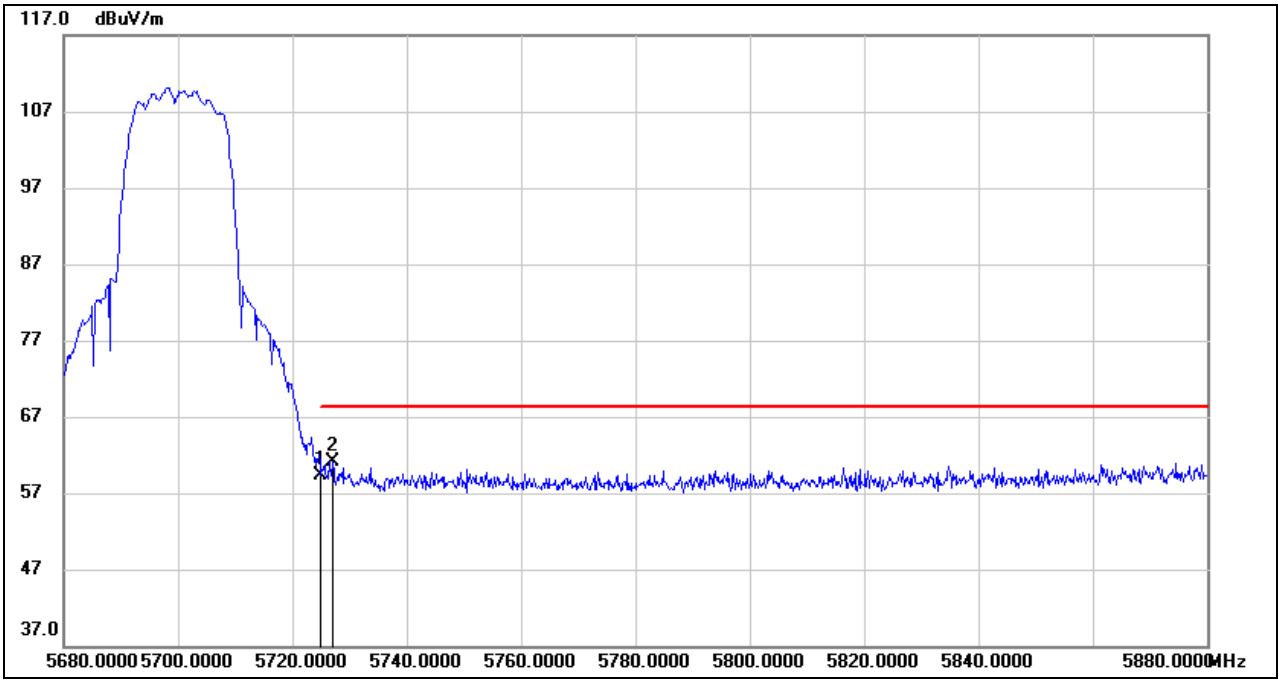

No.	Frequency (MHz)	Reading (dBuV)	Correct (dB/m)	Result (dBuV/m)	Limit (dBuV/m)	Margin (dB)	Remark
1	5725.000	17.74	41.61	59.35	68.20	-8.85	peak
2	5727.000	19.47	41.61	61.08	68.20	-7.12	peak

Note: 1. Measurement = Reading Level + Correct Factor.
2. If Peak Result complies with AV limit, AV Result is deemed to comply with AV limit.
3. Peak: Peak detector.
4.*indicates frequency out of the restricted bands
5. Only the worst case emission will be recorder, if it complies with the limit, the other emissions deemed to comply with the limit.

This report shall not be reproduced except in full, without the written approval of UL Verification Services (Guangzhou) Co., Ltd, Song Shan Lake Branch.

AVG

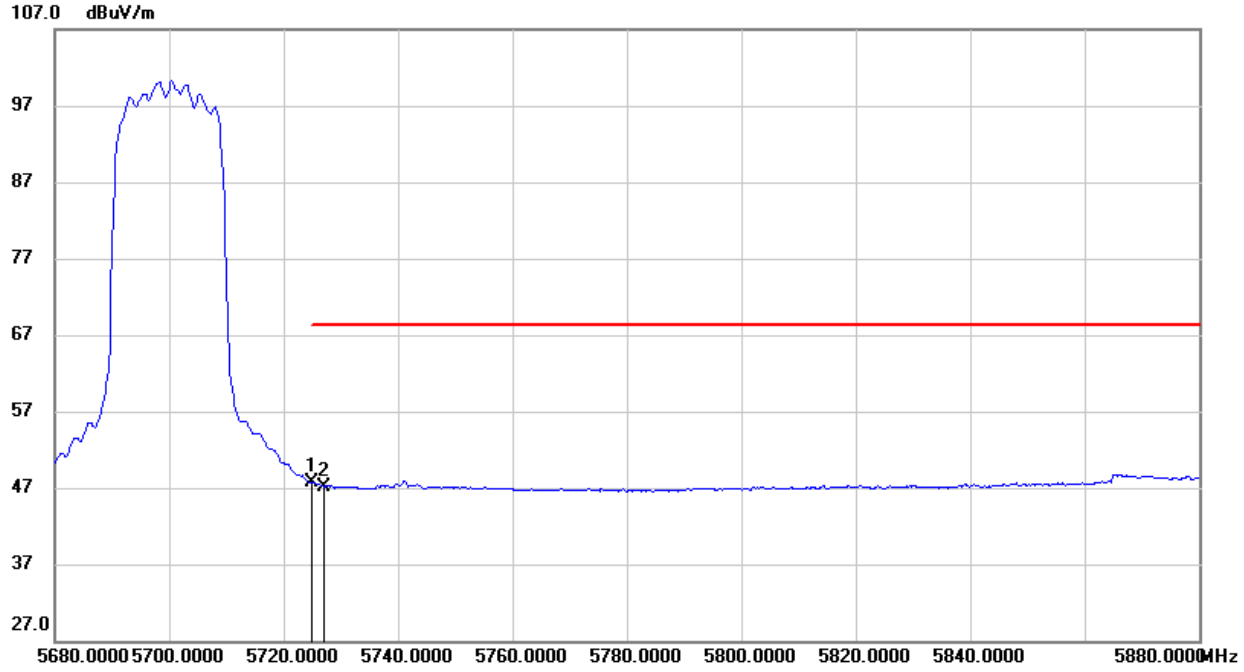

No.	Frequency (MHz)	Reading (dBuV)	Correct (dB/m)	Result (dBuV/m)	Limit (dBuV/m)	Margin (dB)	Remark
1	5725.000	6.01	41.61	47.62	68.20	-20.58	AVG
2	5727.000	5.57	41.61	47.18	68.20	-21.02	AVG

This report shall not be reproduced except in full, without the written approval of UL Verification Services (Guangzhou) Co., Ltd, Song Shan Lake Branch.

VERTICAL RESULTS
PEAK

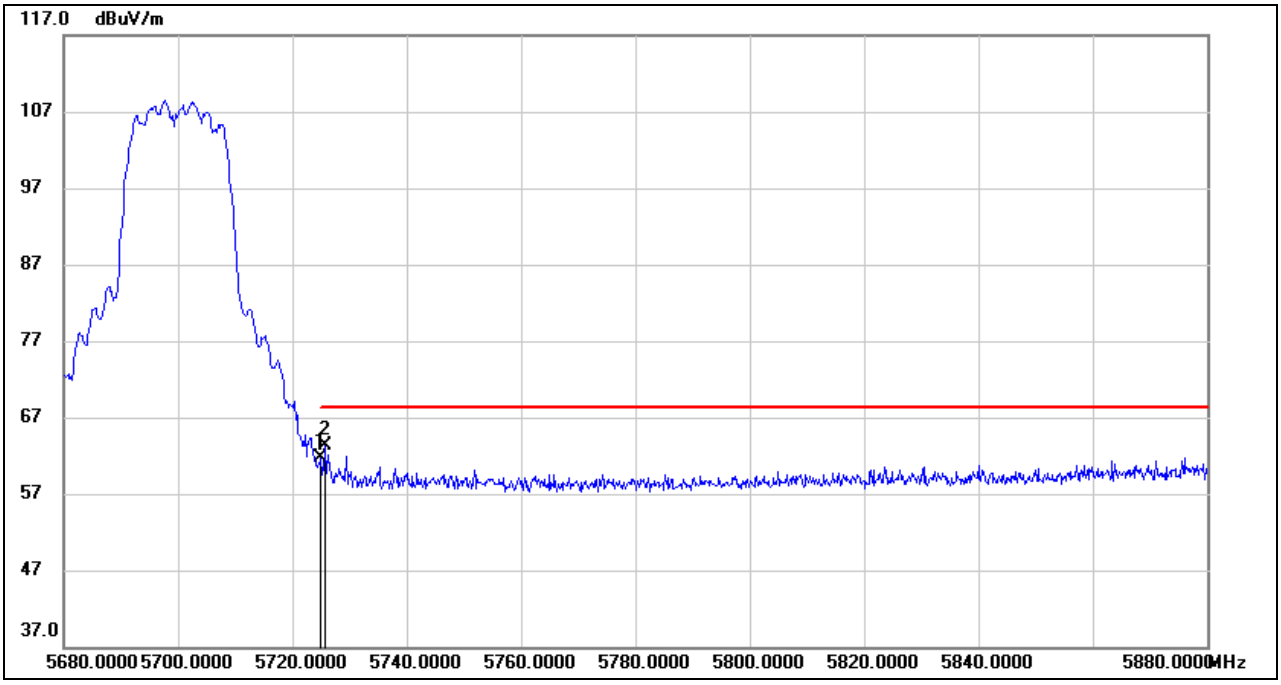

No.	Frequency (MHz)	Reading (dBuV)	Correct (dB/m)	Result (dBuV/m)	Limit (dBuV/m)	Margin (dB)	Remark
1	5725.000	20.15	41.61	61.76	68.20	-6.44	peak
2	5725.800	21.66	41.61	63.27	68.20	-4.93	peak

Note: 1. Measurement = Reading Level + Correct Factor.
2. If Peak Result complies with AV limit, AV Result is deemed to comply with AV limit.
3. Peak: Peak detector.
4.*indicates frequency out of the restricted bands
5. Only the worst case emission will be recorder, if it complies with the limit, the other emissions deemed to comply with the limit.

This report shall not be reproduced except in full, without the written approval of UL Verification Services (Guangzhou) Co., Ltd, Song Shan Lake Branch.

AVG

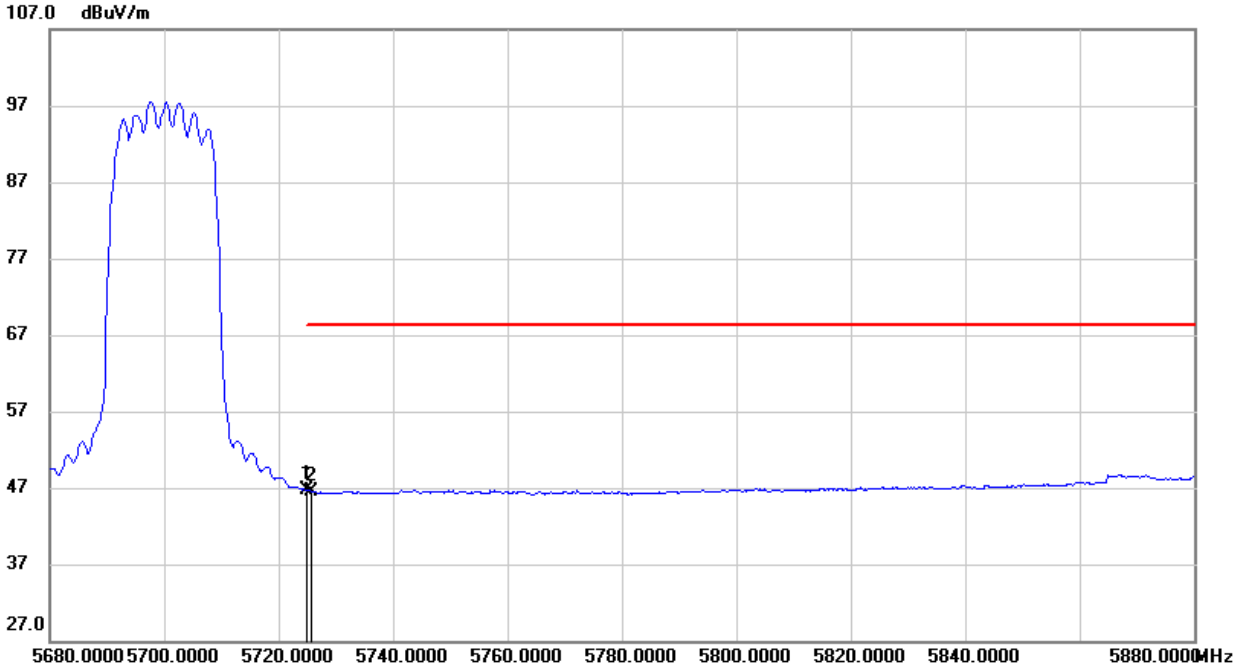

No.	Frequency (MHz)	Reading (dBuV)	Correct (dB/m)	Result (dBuV/m)	Limit (dBuV/m)	Margin (dB)	Remark
1	5725.000	5.14	41.61	46.75	68.20	-21.45	AVG
2	5725.800	4.93	41.61	46.54	68.20	-21.66	AVG

This report shall not be reproduced except in full, without the written approval of UL Verification Services (Guangzhou) Co., Ltd, Song Shan Lake Branch.

HARMONICS AND SPURIOUS EMISSIONS LOW CHANNEL

HORIZONTAL RESULTS
1-7GHz

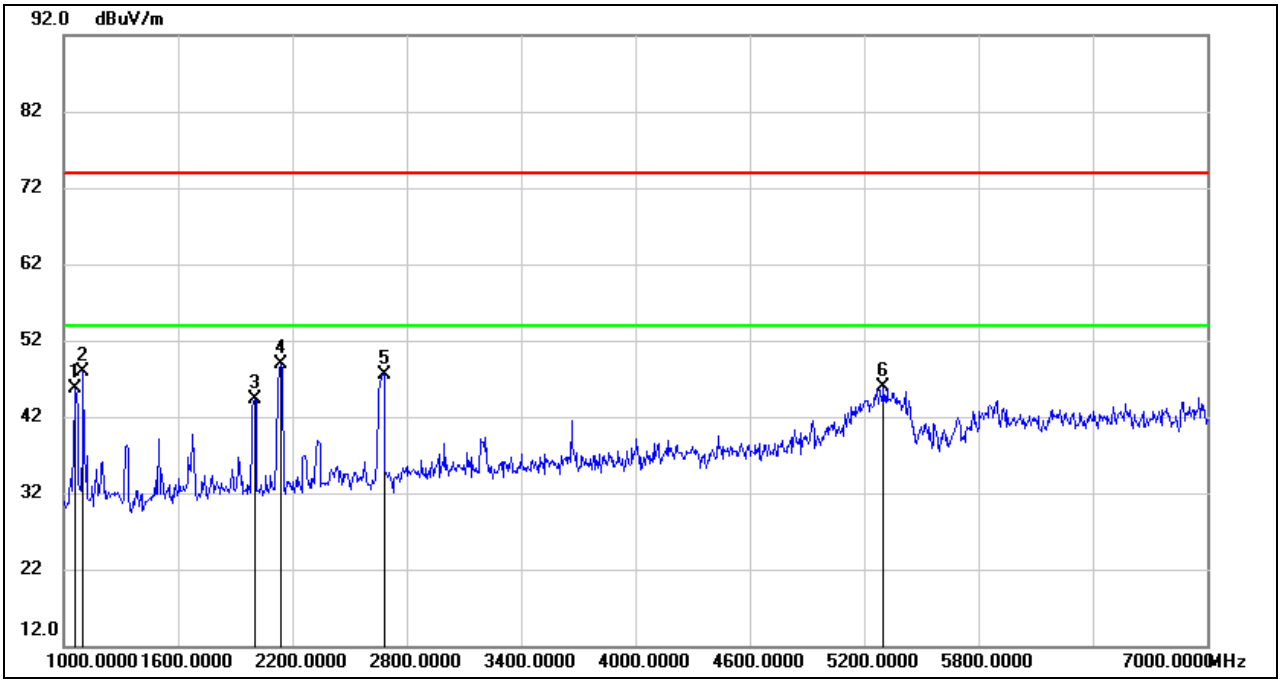

No.	Frequency (MHz)	Reading (dBuV)	Correct (dB/m)	Result (dBuV/m)	Limit (dBuV/m)	Margin (dB)	Remark
1	1060.000	60.29	-14.51	45.78	74.00	-28.22	peak
2	1102.000	62.33	-14.41	47.92	74.00	-26.08	peak
3	2002.000	55.22	-10.85	44.37	74.00	-29.63	peak
4	2140.000	59.03	-10.05	48.98	74.00	-25.02	peak
5	2680.000	55.58	-8.04	47.54	74.00	-26.46	peak
6	5302.000	44.83	1.01	45.84	74.00	-28.16	peak

Note: 1. Measurement = Reading Level + Correct Factor.
2. If Peak Result complies with AV limit, AV Result is deemed to comply with AV limit.
3. Peak: Peak detector.
4. Filter losses were only considered in then spurious frequency bands and the authorized band was not corrected for BRF losses.
5. Proper operation of the transmitter prior to adding the filter to the measurement chain.
6. Owing to the highest peak level of unwanted emission out of the restricted bands complies with the lowest limit(54dBuV/m), so all the test point were deemed to comply with the limits list in the standard.

This report shall not be reproduced except in full, without the written approval of UL Verification Services (Guangzhou) Co., Ltd, Song Shan Lake Branch.

HORIZONTAL RESULTS
7-18GHz

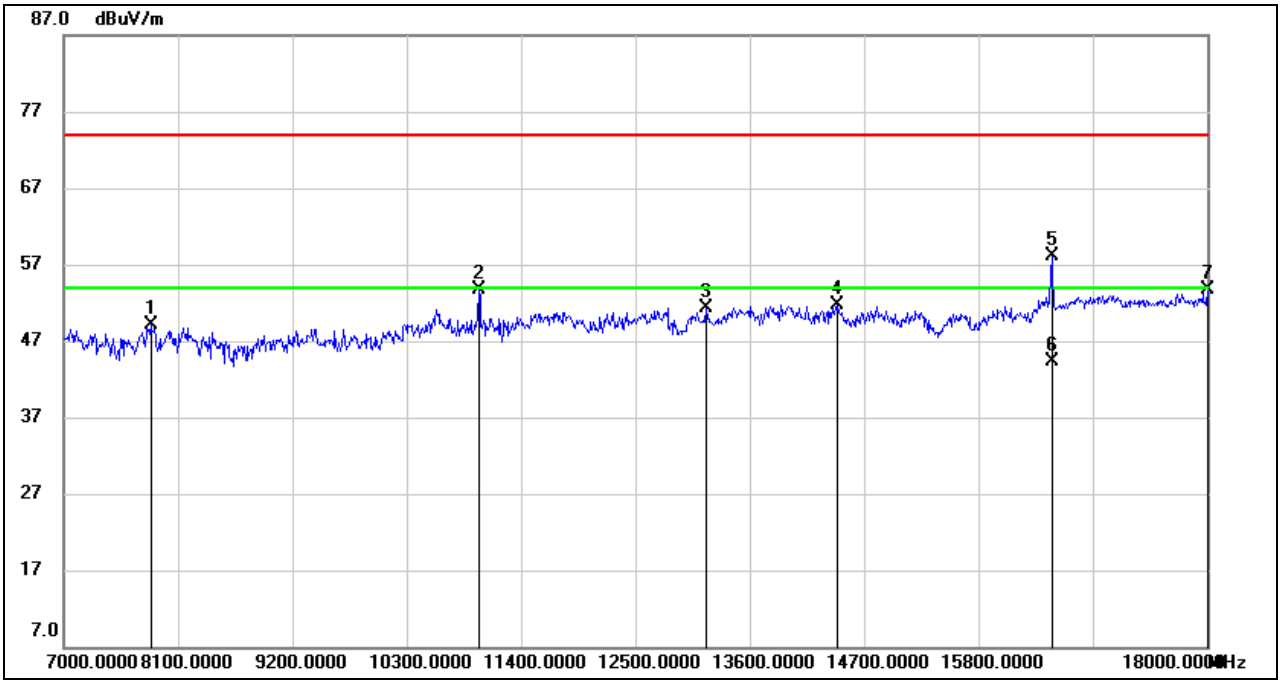

No.	Frequency (MHz)	Reading (dBuV)	Correct (dB/m)	Result (dBuV/m)	Limit (dBuV/m)	Margin (dB)	Remark
1	7836.000	39.59	9.46	49.05	74.00	-24.95	peak
2	10993.000	40.03	13.59	53.62	74.00	-20.38	peak
3	13182.000	35.70	15.64	51.34	74.00	-22.66	peak
4	14447.000	34.77	16.93	51.70	74.00	-22.30	peak
5	16504.000	38.34	19.80	58.14	74.00	-15.86	peak
6	16504.000	24.56	19.80	44.36	54.00	-9.64	AVG
7	18000.000	30.19	23.48	53.67	74.00	-20.33	peak

Note: 1. Measurement = Reading Level + Correct Factor.
2. If Peak Result complies with AV limit, AV Result is deemed to comply with AV limit.
3. Peak: Peak detector.
4. The High Pass filter loss factor already add into the correct factor.
5. Proper operation of the transmitter prior to adding the filter to the measurement chain.
6. Owing to the highest peak level of unwanted emission out of the restricted bands complies with the lowest limit(54dBuV/m), so all the test point were deemed to comply with the limits list in the standard.

This report shall not be reproduced except in full, without the written approval of UL Verification Services (Guangzhou) Co., Ltd, Song Shan Lake Branch.

VERTICAL RESULTS
1-7GHz

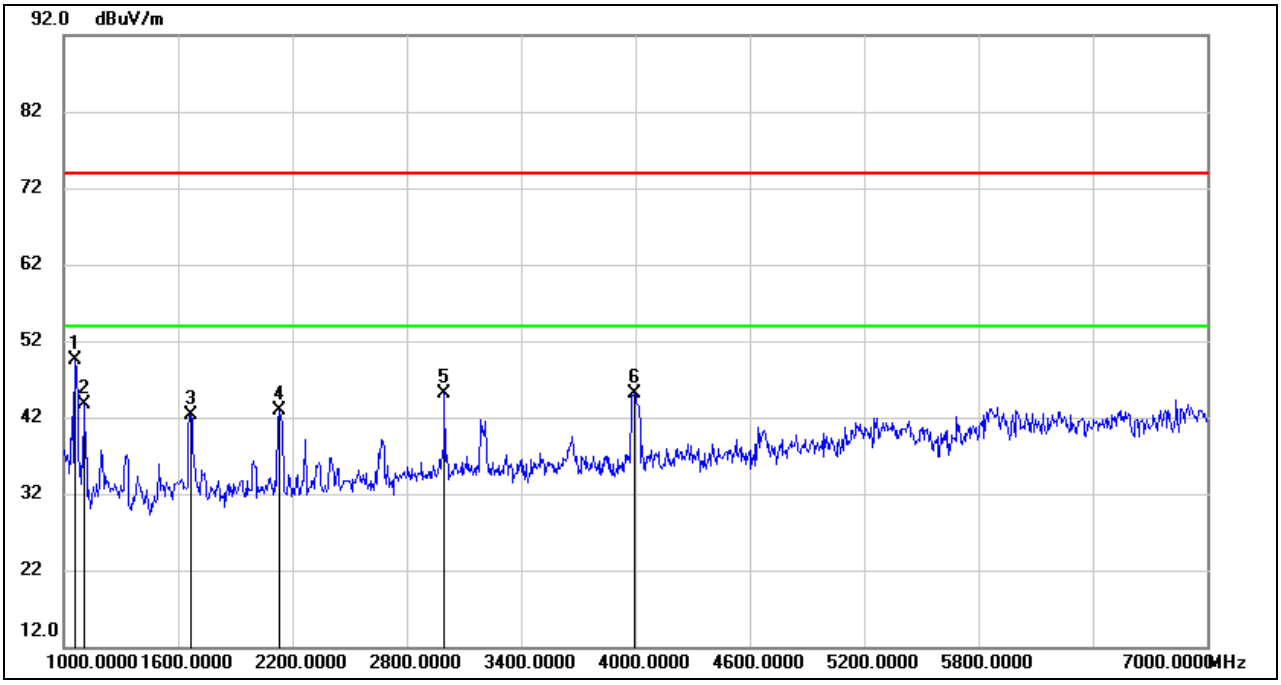

No.	Frequency (MHz)	Reading (dBuV)	Correct (dB/m)	Result (dBuV/m)	Limit (dBuV/m)	Margin (dB)	Remark
1	1060.000	64.11	-14.51	49.60	74.00	-24.40	peak
2	1108.000	58.07	-14.35	43.72	74.00	-30.28	peak
3	1666.000	54.47	-12.09	42.38	74.00	-31.62	peak
4	2134.000	52.95	-10.07	42.88	74.00	-31.12	peak
5	2998.000	51.28	-6.27	45.01	74.00	-28.99	peak
6	3994.000	49.27	-4.08	45.19	74.00	-28.81	peak

Note: 1. Measurement = Reading Level + Correct Factor.
2. If Peak Result complies with AV limit, AV Result is deemed to comply with AV limit.
3. Peak: Peak detector.
4. Filter losses were only considered in then spurious frequency bands and the authorized band was not corrected for BRF losses.
5. Proper operation of the transmitter prior to adding the filter to the measurement chain.
6. Owing to the highest peak level of unwanted emission out of the restricted bands complies with the lowest limit(54dBuV/m), so all the test point were deemed to comply with the limits list in the standard.

This report shall not be reproduced except in full, without the written approval of UL Verification Services (Guangzhou) Co., Ltd, Song Shan Lake Branch.

VERTICAL RESULTS
7-18GHz

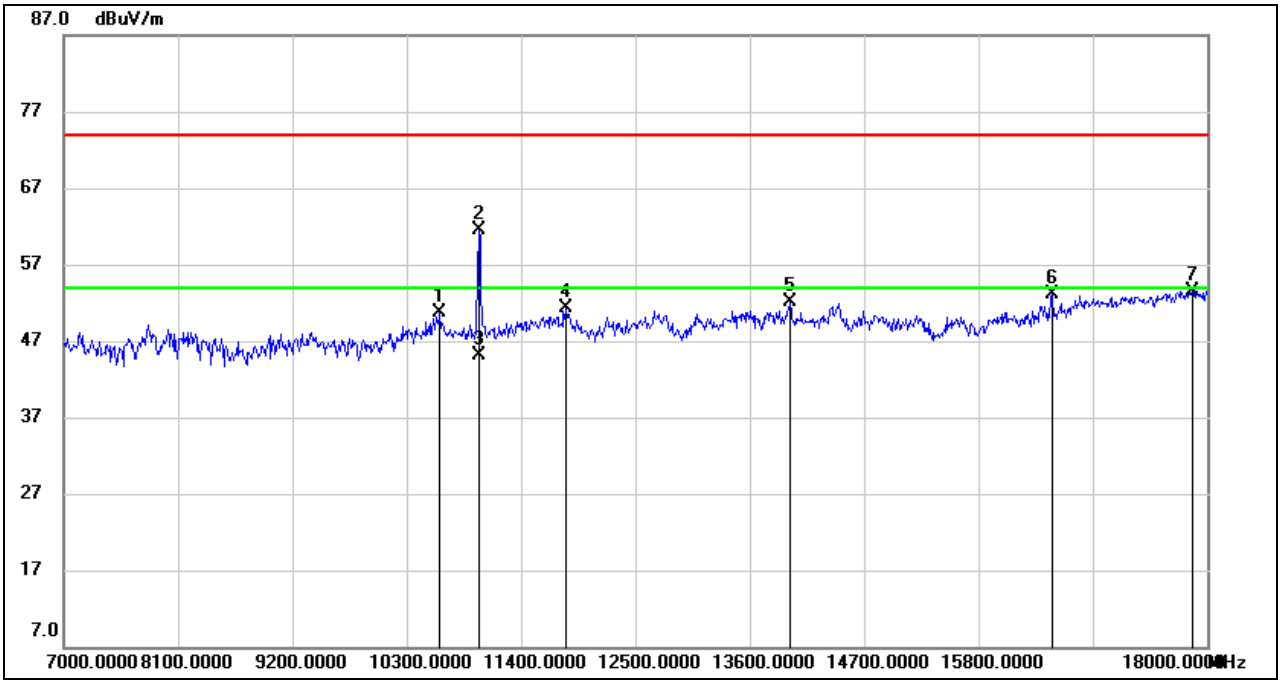

No.	Frequency (MHz)	Reading (dBuV)	Correct (dB/m)	Result (dBuV/m)	Limit (dBuV/m)	Margin (dB)	Remark
1	10619.000	37.45	13.27	50.72	74.00	-23.28	peak
2	10993.000	47.95	13.59	61.54	74.00	-12.46	peak
3	10993.000	31.49	13.59	45.08	54.00	-8.92	AVG
4	11829.000	36.86	14.42	51.28	74.00	-22.72	peak
5	13985.000	35.35	16.77	52.12	74.00	-21.88	peak
6	16504.000	33.32	19.80	53.12	74.00	-20.88	peak
7	17857.000	30.05	23.42	53.47	74.00	-20.53	peak

Note: 1. Measurement = Reading Level + Correct Factor.
2. If Peak Result complies with AV limit, AV Result is deemed to comply with AV limit.
3. Peak: Peak detector.
4. The High Pass filter loss factor already add into the correct factor.
5. Proper operation of the transmitter prior to adding the filter to the measurement chain.
6. Owing to the highest peak level of unwanted emission out of the restricted bands complies with the lowest limit(54dBuV/m), so all the test point were deemed to comply with the limits list in the standard.

This report shall not be reproduced except in full, without the written approval of UL Verification Services (Guangzhou) Co., Ltd, Song Shan Lake Branch.

HARMONICS AND SPURIOUS EMISSIONS MID CHANNEL

HORIZONTAL RESULTS
1-7GHz

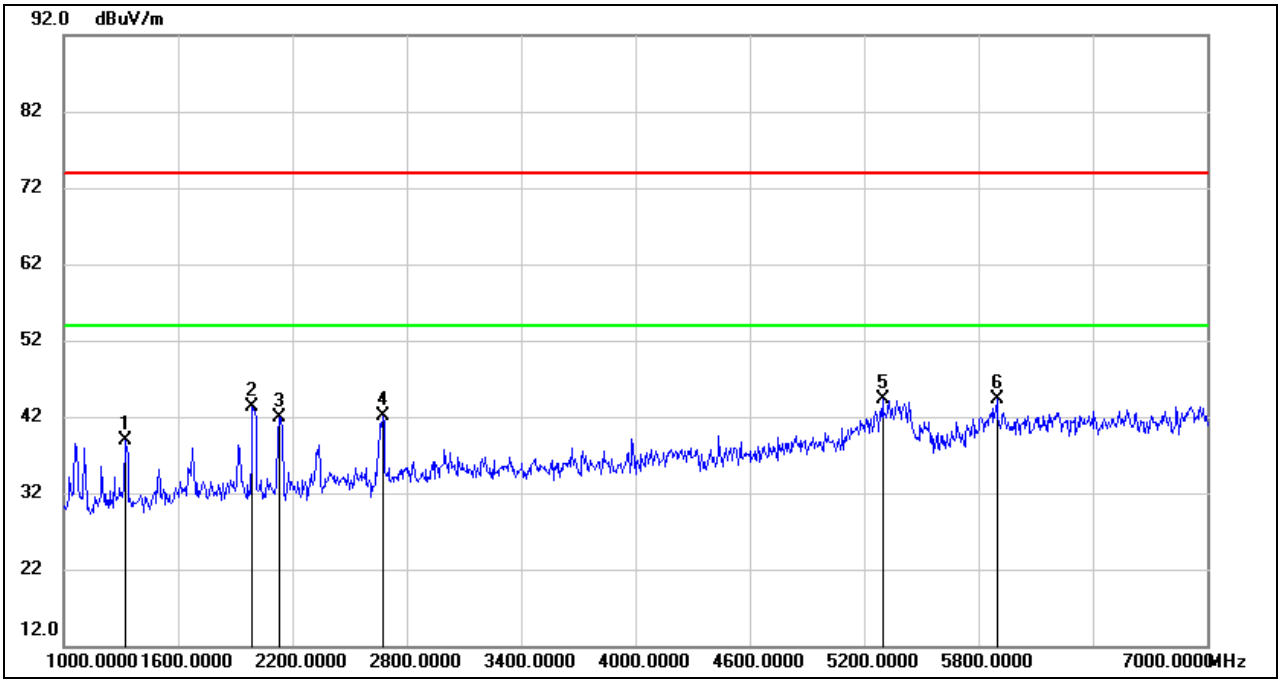

No.	Frequency (MHz)	Reading (dBuV)	Correct (dB/m)	Result (dBuV/m)	Limit (dBuV/m)	Margin (dB)	Remark
1	1324.000	52.12	-13.17	38.95	74.00	-35.05	peak
2	1990.000	54.13	-10.86	43.27	74.00	-30.73	peak
3	2134.000	52.05	-10.07	41.98	74.00	-32.02	peak
4	2674.000	50.27	-8.08	42.19	74.00	-31.81	peak
5	5296.000	43.33	1.01	44.34	74.00	-29.66	peak
6	5896.000	39.59	4.79	44.38	74.00	-29.62	peak

Note: 1. Measurement = Reading Level + Correct Factor.
2. If Peak Result complies with AV limit, AV Result is deemed to comply with AV limit.
3. Peak: Peak detector.
4. Filter losses were only considered in then spurious frequency bands and the authorized band was not corrected for BRF losses.
5. Proper operation of the transmitter prior to adding the filter to the measurement chain.
6. Owing to the highest peak level of unwanted emission out of the restricted bands complies with the lowest limit(54dBuV/m), so all the test point were deemed to comply with the limits list in the standard.

This report shall not be reproduced except in full, without the written approval of UL Verification Services (Guangzhou) Co., Ltd, Song Shan Lake Branch.

HORIZONTAL RESULTS
7-18GHz

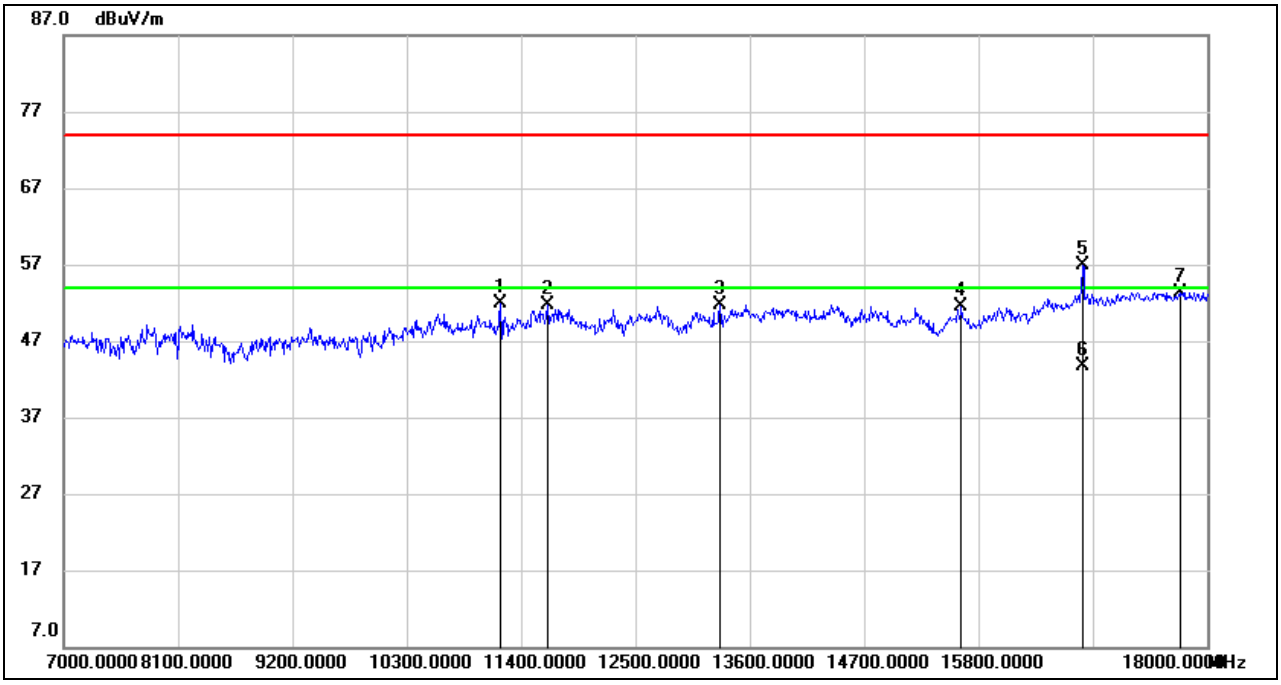

No.	Frequency (MHz)	Reading (dBuV)	Correct (dB/m)	Result (dBuV/m)	Limit (dBuV/m)	Margin (dB)	Remark
1	11202.000	38.08	13.80	51.88	74.00	-22.12	peak
2	11653.000	37.39	14.38	51.77	74.00	-22.23	peak
3	13314.000	35.67	16.10	51.77	74.00	-22.23	peak
4	15635.000	34.61	16.93	51.54	74.00	-22.46	peak
5	16801.000	36.43	20.53	56.96	74.00	-17.04	peak
6	16801.000	23.27	20.53	43.80	54.00	-10.20	AVG
7	17736.000	30.40	22.90	53.30	74.00	-20.70	peak

Note: 1. Measurement = Reading Level + Correct Factor.
2. If Peak Result complies with AV limit, AV Result is deemed to comply with AV limit.
3. Peak: Peak detector.
4. The High Pass filter loss factor already add into the correct factor.
5. Proper operation of the transmitter prior to adding the filter to the measurement chain.
6. Owing to the highest peak level of unwanted emission out of the restricted bands complies with the lowest limit(54dBuV/m), so all the test point were deemed to comply with the limits list in the standard.

This report shall not be reproduced except in full, without the written approval of UL Verification Services (Guangzhou) Co., Ltd, Song Shan Lake Branch.

VERTICAL RESULTS
1-7GHz

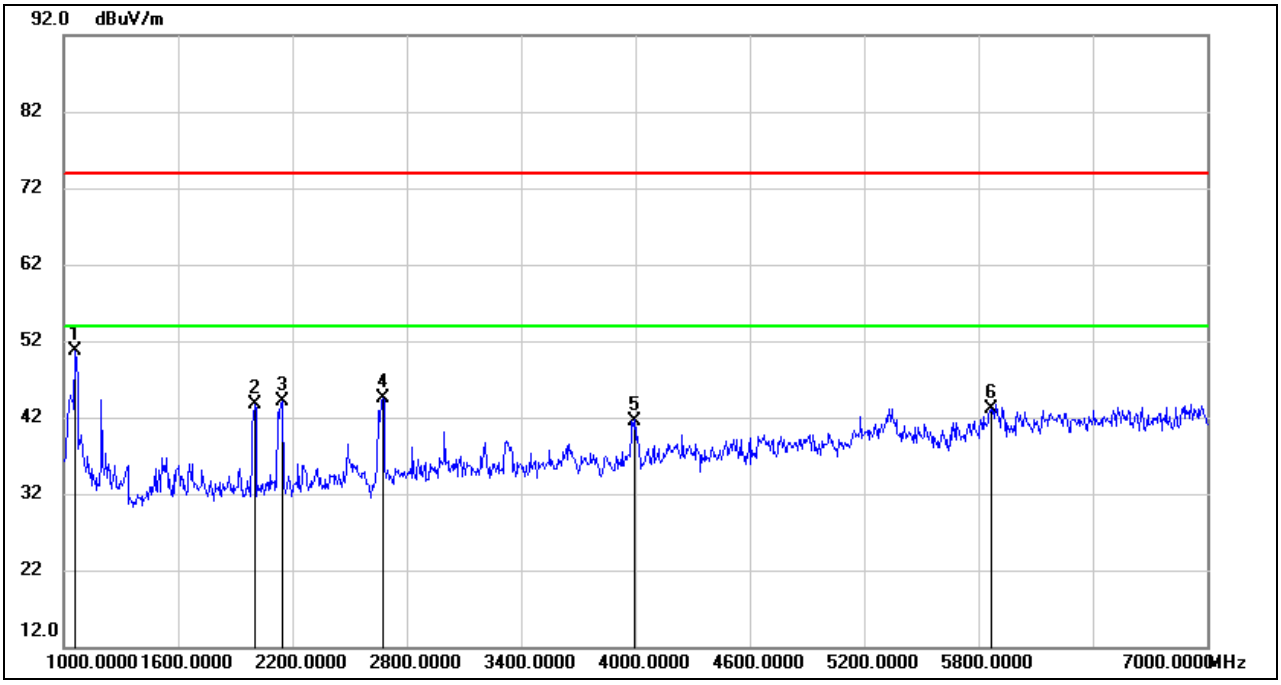

No.	Frequency (MHz)	Reading (dBuV)	Correct (dB/m)	Result (dBuV/m)	Limit (dBuV/m)	Margin (dB)	Remark
1	1060.000	65.23	-14.51	50.72	74.00	-23.28	peak
2	2002.000	54.59	-10.85	43.74	74.00	-30.26	peak
3	2146.000	54.07	-10.02	44.05	74.00	-29.95	peak
4	2674.000	52.64	-8.08	44.56	74.00	-29.44	peak
5	3994.000	45.68	-4.08	41.60	74.00	-32.40	peak
6	5866.000	38.95	4.20	43.15	74.00	-30.85	peak

Note: 1. Measurement = Reading Level + Correct Factor.
2. If Peak Result complies with AV limit, AV Result is deemed to comply with AV limit.
3. Peak: Peak detector.
4. Filter losses were only considered in then spurious frequency bands and the authorized band was not corrected for BRF losses.
5. Proper operation of the transmitter prior to adding the filter to the measurement chain.
6. Owing to the highest peak level of unwanted emission out of the restricted bands complies with the lowest limit(54dBuV/m), so all the test point were deemed to comply with the limits list in the standard.

This report shall not be reproduced except in full, without the written approval of UL Verification Services (Guangzhou) Co., Ltd, Song Shan Lake Branch.