246.0

82.0

135.0

⚠ Warning: Battery Safety Information

1. This device contain a built-in battery, improper use of which may result in a fire, explosion or other hazard.
2. Do not dissemble or open, crush, bend ir deform, punctyre or shred.
3. DO not modify or remanufacture, attempt to insesrt foreign objects into the battery, immerse or expose to water or other liquides, expose to fire, explosion or other hazard.

⚠ Avvertenza: Informazioni sulla sicurezza della batteria

1. Questo dispositivo contiene una batteria incorporata, il cui utilizzo improprio potrebbe causare incendi, esplosioni o altri pericoli.
2. Non smontare, aprire, schiacciare, piegare o deformare, perforare o distruggere.
3. NON modificare o rigenerare, tentare di inserire oggetti estranei nella batteria, immergere o esporre ad acqua o altri liquidi, esporre a fiamme, esplosioni o altri pericoli.

⚠ Warnung: Informationen zur Akkusicherheit

1. Dieses Gerät enthält einen integrierte Akku; bei unsachgemäßer Verwendung drohen Brand-, Explosions- und andere Gefahren.
2. Nicht demontieren oder öffnen, schlagen, verbiegen, verformen, durchstechen oder zerkleinern.
3. Nicht ändern oder remodellieren. Versuchen Sie nicht, Fremdkörper in den Akku zu stecken. Nicht in Wasser oder andere Flüssigkeiten tauchen oder diesen aussetzen, nicht in Feuer entsorgen, keinen Explosionen oder anderen Gefahren aussetzen.

⚠ Avertissement : Informations relatives à la sécurité de la batterie

1. Cet appareil contient une batterie intégrée. Une utilisation incorrecte peut provoquer un incendie, une explosion ou un autre danger.
2. Ne pas démonter, ouvrir, écraser, plier, déformer, perforer ou déchiqueter.
3. NE PAS modifier ou reconditionner, ne pas tenter d'insérer de corps étranger dans la batterie, ne pas immerger ou exposer à l'eau ou à d'autres liquides, ne pas exposer au feu, aux explosions ou à tout autre danger.

⚠ 警告：電池安全資訊

1. 本裝置含有內建電池，不當使用電池可能導致火災、爆炸或其他危險。
2. 請勿加以拆解、打開、擠壓、彎曲、使其變形、刺穿或切碎。
3. 請勿修改或再製；試圖將異物插入電池、浸入或曝露於水或其他液體、曝露於火、爆炸或其他危險。

⚠ 警告：电池安全信息

1. 本设备包含内置电池，如使用不当可能引起火灾、爆炸或其他危险。
2. 请勿将电池拆解、打开、撞击、弯折、变形、刺破或切碎。
3. 请勿改装或重新加工电池；或尝试将异物插入电池中、又或使电池暴露在水（或其他液体）、火、易爆环境或其他危险环境下。

FCC Warning Statement
Changes or modifications not expressly approved by the party responsible for compliance could void the user's authority to operate the equipment. This equipment has been tested and found to comply with the limits for a Class B digital device, pursuant to Part 15 of the FCC Rules. These limits are designed to provide reasonable protection against harmful interference in a residential installation. This equipment generates uses and can radiate radio frequency energy and, if not installed and used in accordance with the instructions, may cause harmful interference to radio communications. However, there is no guarantee that interference will not occur in a particular installation. If this equipment does cause harmful interference to radio or television reception, which can be determined by turning the equipment off and on, the user is encouraged to try to correct the interference by one or more of the following measures:
- - Reorient or relocate the receiving antenna.
- - Increase the separation between the equipment and receiver.
- - Connect the equipment into an outlet on a circuit different from that to which the receiver is connected.
- - Consult the dealer or an experienced radio/TV technician for help.

This device complies with part 15 of the FCC Rules. Operation is subject to the following two conditions: (1) This device may not cause harmful interference, and
(2) this device must accept any interference received, including interference that may cause undesired operation.
The device has been evaluated to meet general RF exposure requirement. The device can be used in portable exposure condition without restriction.

IC warning:
This device contains licence-exempt tasmittre(s)/receiver(s)/ that comply with Innovation, Science and Economic Development Canada's licence-exempt RSS(s). Operation is subject to the following two conditions:
1) this device may not cause interference and
2) this device must accept any interference, including interference that may cause undesired operation of the device.
Radiation Exposure: This equipment complies with Canada radiation exposure limits set forth for an uncontrolled environment; To maintain compliance with IC's RF Exposure guidelines, This device and its antenna(s) must not be co-located or operation in conjunction with any other antenna or transmitter.
Déclaration de l'ISED Canada :
Cet appareil contient des tasmittre (s) / récepteur (s) sans licence / conformes à l'innovationRSS exemptes de licence de Sciences et Développement économique Canada. L'opération est sous réserve des deux conditions suivantes :
1) cet appareil ne peut pas causer d'interférences et
2) ce dispositif doit accepter toute interférence, y compris peut provoquer le fonctionnement indésirable de l'appareil.
Exposition aux rayonnements : Cet équipement est conforme aux radiations du Canada limites d'exposition pour un environnement incontrôlé noncé d'exposition RF Pour maintenir le respect des guides d'exposition RF d'IC, Cet appareil et ses antennes ne doivent pas être co-localisé ou en opération en conjonction avec toute autre antenne ou émetteur.

設備名稱：電競滑鼠　型號（型式）：MM-712-KKOH2

單元	限用物質及其化學符號					
	鉛 (Pb)	汞 (Hg)	鎘 (Cd)	六價鉻 (Cr^{+6})	多溴聯苯 (PBB)	多溴二苯醚 (PBDE)
外殼	○	○	○	○	○	○
滾輪裝置	○	○	○	○	○	○
電路板	—	○	○	○	○	○
電池	○	○	○	○	○	○

備考1.〝超出0.1 wt %〞及〝超出0.01 wt %〞係指限用物質之百分比含量超出百分比含量基準值
備考2.〝○〞係指該項限用物質之百分比含量未超出百分比含量基準值。
備考3.〝 - 〞係指該項限用物質為排除項目。

部件名称	有毒有害物质或元素					
	铅 (Pb)	汞 (Hg)	镉 (Cd)	六价铬 (Cr (VI))	多溴联苯 (PBB)	多溴二苯醚 (PBDE)
结构壳体	X	○	○	○	○	○
开关组件 PCB.USB	X	○	○	○	○	○
线　材	X	○	○	○	○	○
螺　丝	X	○	○	○	○	○

○：表示该有毒有害物质在该部件所有均质材料中的含量均在SJ/T11363–2006标准规定的限量要求以下。
X：表示该有毒有害物质至少在该部件的某一均质材料中的含量超出SJ/T11363–2006标准规定的限量要求。
注：本产品95%的部件采用无毒无害的环保材料制造,含有有毒有害物质或元素的部件皆因全球技术发展水平限制而无法实现有毒有害物质或元素的替代。

FR
Cet appareil, sa batterie et son cordon se recyclent
À DÉPOSER EN MAGASIN
OU
À DÉPOSER EN DÉCHÈTERIE
Points de collecte sur www.quefairedemesdechets.fr

North America - Cooler Master NA
1 N Indian Hill Blvd Suite D200 Claremont, CA 91711 USA
Tel: +1-888-624-5099

Europe - Cooler Master Europe B.V.
Lodewijkstraat 1b, 5652AC Eindhoven, The Netherlands
Tel: +31-(0)40-702-0900

China - Cooler Master China
Room 112, Building 9, No. 327, Songjiin Road, Jinshanwei Town, Jinshan Dist., Shanghai City, China
Tel: +86-21-51872177

公司名稱：酷碼科技股份有限公司
地址：臺北市內湖區新湖一路398號7樓
電話：+886-2-2225-3517

© 2023 Cooler Master Technology Inc. All Rights Reserved.
All trademarks are registered to their respective owners.

Ver 2.0: 2023/08　512006251-GP

Cooler Master Products : LIMITED WARRANTY

This document describes the warranty terms for all Cooler Master peripheral products

WHO THE WARRANTY PROTECTS:

This Warranty is valid to the original purchaser only.

WHAT THE WARRANTY PROTECTS:

This warranty is valid only for the Cooler Master Products distributed by authorized dealer(s).
Please contact Cooler Master for warranty information, services and questions: **http://account.coolermaster.com**

WHAT IS AND IS NOT COVERED

It is important to note that our warranty is not an unconditional guarantee for the duration of the Program. Any replaced parts become the property of Cooler Master. The Program does not apply to the software component of a product or a product which has been damaged due to accident, misuse, abuse, improper installation, usage not in accordance with product specifications and instructions, natural or personal disaster, or unauthorized alterations, repairs or modifications.

The Program does also not cover any events such as below:
- Any damages unrelated to manufacturing defects.
- Any unsuitable environment or use of the product in Cooler Master Opinion.
- Any product which has been modified without official permission from Cooler Master, or on which the serial number or warranty sticker has been defaced, modified, or removed.

Damage, deterioration or malfunction resulting from:
- Accident, abuse, misuse, neglect, fire, water, lightning, or other acts of nature, commercial or industrial use, unauthorized product modification or failure to follow instructions included with the product.
- Third party products using Cooler Master Components will not be covered by warranty. See your vendor or the manufacturer for information about servicing.
- Repair or attempted repair by anyone not authorized by Cooler Master, Inc.
- Any shipment damages (claims must be made with the carrier).
- Unauthorized repairs to a Cooler Master product will void the warranty offered by the Program.

Cooler Master reserves the right to refuse to service any product which has been altered, modified or repaired by non-Cooler Master Service personnel.
- Cooler Master does not warrant that this product will meet your requirements. It is your responsibility to determine the suitability of this product for your purpose.
- Removal or installation charges.
- You are responsible for the cost of shipping the product to Cooler Master. Cooler Master pays the cost of returning a product to You (applies only if product is directly purchased from Cooler Master).
- Cooler Master reserves the right to replace the product with a service product at their sole discretion at any time.
- Product malfunction or damage resulting from liquids or moisture.
- All accessories that malfunction due to physical damage such as: USB cables, extension cables, adapter cables, adapters, power cords, screws, retention brackets. ear cups, and all other similar accessories.

LIMITATION OF IMPLIED WARRANTIES:

THERE ARE NO WARRANTIES, EXPRESS OR IMPLIED, WHICH EXTEND BEYOND THE DESCRIPTION CONTAINED HEREIN INCLUDING THE IMPLIED WARRANTY OF MERCHANTABILITY AND FITNESS FOR A PARTICULAR PURPOSE.

For the most updated information please visit our official website: **www.coolermaster.com**
Cooler Master Support: **https://account.coolermaster.com**

EXCLUSION OF DAMAGES

COOLER MASTER'S LIABILITY IS LIMITED TO THE COST OF REPAIR OR REPLACEMENT OF THE PRODUCT. COOLER MASTER SHALL NOT BE LIABLE FOR:
- DAMAGE TO OTHER PROPERTY CAUSED BY ANY DEFECT IN THE PRODUCT, DAMAGES BASED UPON INCONVENIENCE, LOSS OF USE OF THE PRODUCT, LOSS OF TIME, LOSS OF PROFITS, LOSS OF BUSINESS OPPORTUNITY, LOSS OF GOODWILL, INTERFERENCE WITH BUSINESS RELATIONSHIPS OR OTHER COMMERCIAL LOSS, EVEN IF ADVISED OF THEIR POSSIBILITY OF SUCH DAMAGES.
- ANY OTHER DAMAGES, WHETHER INCIDENTAL, CONSEQUENTIAL OR OTHERWISE
- ANY CLAIM AGAINST THE CUSTOMER BY ANY OTHER PARTY

WARRANTY INFORMATION:

If the product is found with reasonable defect within the period of (refer to Table A.) starting on the first day of purchase (with proof of invoice), this is what you must do, to claim warranty.

PROCEDURES:

1. Consumers should return to the shop where he/she has bought the goods, After confirming with the shop with a valid invoice, they may approach the distributor for RMA claim.
2. After confirmed by the distributor that the goods was damaged due to natural causes, replacement and repair will be done by distributor (including brand new or refurbished goods)
3. All faulty goods must return to the distributor, expenses for returning the faulty goods will be covered by the consumer, and distributor will cover the cost involved in the transporting of parts or repaired goods to the consumer.

Regarding all the expenses incurred in making the claim, and this is how you would claim:
1. Within the valid warranty date, starting from the first day of issuing invoice, Retail shops will assist in confirmation with distributor for the consumer for the following:
   A. If the damage was caused by the consumer, then the consumer should cover all expenses in fixing the product, if the product still can't be fixed, we would suggest consumer in buying a brand new product.
   B. Product defect caused under natural use, expenses will be covered by the distributor.
2. Faulty products with expired warranty dates, we would suggest consumer to purchase a new products, without undergoing for repairs.

Table A:
Cooler Master Products
Please check your user manual for the exact warranty period terms for products that are not shown below.
For more warranty information, please visit our official website: http://www.coolermaster.com/service/warranty.html

Cooler Master Gaming Peripherals products warranty

Product Name	Warranty Term
MM712 Pro	2 years

FOR AUSTRALIA ONLY:
Our goods come with guarantees that cannot be excluded under the Australian Consumer Law. You are entitled to a replacement or refund for a major failure and for compensation for any other reasonably foreseeable loss or damage. You are also entitled to have the goods repaired or replaced if the goods fail to be of acceptable quality and the failure does not amount to a major failure.

MM712 PRO

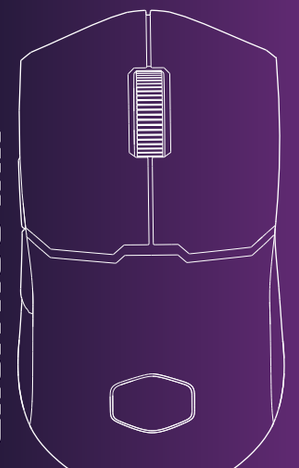

UNLOCK YOUR GAMING PROWESS

ELEVATE YOUR GAMING WITH LIGHTWEIGHT DESIGN, ADVANCED SENSOR & SEAMLESS CONNECTIVITY

MM-712-KKOH2

COOLER MASTER
Make It Yours.

BUTTONS OVERVIEW

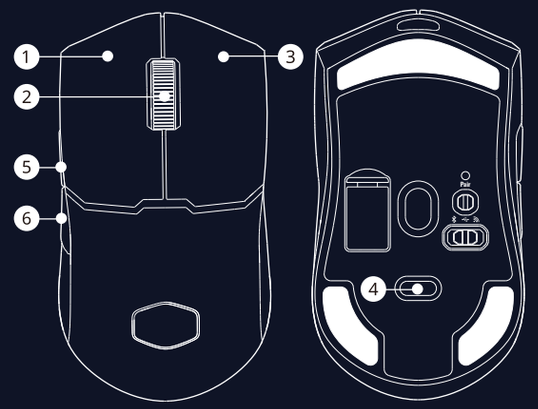

EN

1. Left Click
2. Wheel Button
3. Right Click
4. DPI Cycle Button
5. Forward Button
6. Backward Button

2 + 5 LED Lighting Color Change
2 + 6 LED Mode Change

ES

1. Clic Izquierdo
2. Botón de rueda
3. Clic Derecho
4. Ciclo de DPI
5. Botón de avanzar
6. Botón de retroceder

2 + 5 Cambio de color de iluminación de LED
2 + 6 Cambio de modo de LED

IT

1. Click Sinistro
2. Tasto Rotella
3. Click Destro
4. Ciclo DPI
5. Tasto Avanti
6. Tasto Indietro

2 + 5 Cambio colore illuminazione a LED
2 + 6 Cambio modalità LED

FR

1. Clic Gauche
2. Molette
3. Clic Droit
4. Cycle DPI
5. Bouton Avant
6. Bouton Arrière

2 + 5 Changement de couleur de l'éclairage LED
2 + 6 Changement de mode LED

PT

1. Click Esquerdo
2. Botão da Roda
3. Click Direito
4. Ciclo DPI
5. Botão Frontal
6. Botão Traseiro

2 + 5 Mudança de cor da iluminação LED
2 + 6 Mudança de Modo LED

DE

1. Linker Klick
2. Radtaste
3. Rechter Klick
4. DPI-Zyklus
5. Forward Seitentaste
6. Backward Seitentaste

2 + 5 Farbänderung der LED-Beleuchtung
2 + 6 LED-Modus ändern

RU

1. Щелчок левой кнопкой мыши
2. Кнопка колесика
3. Щелчок правой кнопкой мыши
4. Кнопка цикла DPI
5. Кнопка Вперед
6. Кнопка Назад

2 + 5 Смена цвета светодиодной подсветки
2 + 6 Смена режима светодиодного

JP

1. 左クリック
2. ホイールボタン
3. 右クリック
4. DPI サイクルボタン
5. 進むボタン
6. 戻るボタン

2 + 5 LED照明の色変更
2 + 6 LEDモードの変更

CHT

1. 左鍵
2. 滾輪按鈕
3. 右鍵
4. DPI 循環
5. 往前鍵
6. 往後鍵

2 + 5 燈效顏色切換
2 + 6 燈效模式切換

CHS

1. 左键
2. 滚轮按钮
3. 右键
4. DPI 循环
5. 往前键
6. 往后键

2 + 5 灯效颜色切换
2 + 6 灯效模式切换

PACKAGE CONTENTS

- MM712 Pro Mouse
- High-speed 2.4GHz Dongle
- Extension Adapter
- USB Type-C to Type-A Ultraweave Cable
- Mouse Grip Tape
- Extra PTFE mouse Feet
- Quick Start Guide

WIRELESS SETUP

Bluetooth / Wired / 2.4 GHz

Bluetooth®

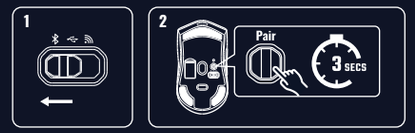

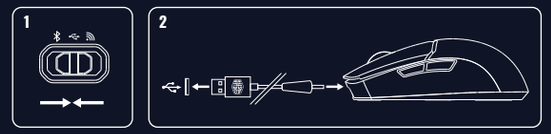

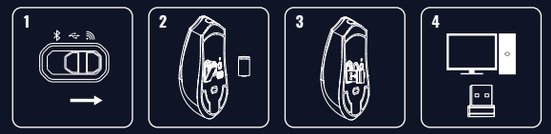

For more information, please visit coolermaster.com/support

* To ensure optimal use of the product, please download the MasterPlus+ software and update the latest firmware. https://masterplus.coolermaster.com/