Appendix A

RF Test Data for BT V4.1 (BT LE) (Conducted Measurement)

Product Name: SKE-341B

Trade Mark: SKYGOOD

Test Model: SKE-341B

Environmental Conditions

Temperature:	23.8 ° C
Relative Humidity:	53.7%
ATM Pressure:	100.0 kPa
Test Engineer:	Tom.Liu
Supervised by:	Jayden.Zhuo

A.1 Duty Cycle

Test Mode	Test Channel	Ant	Duty Cycle[%]	Verdict
BT LE	2440	Ant1	100	PASS

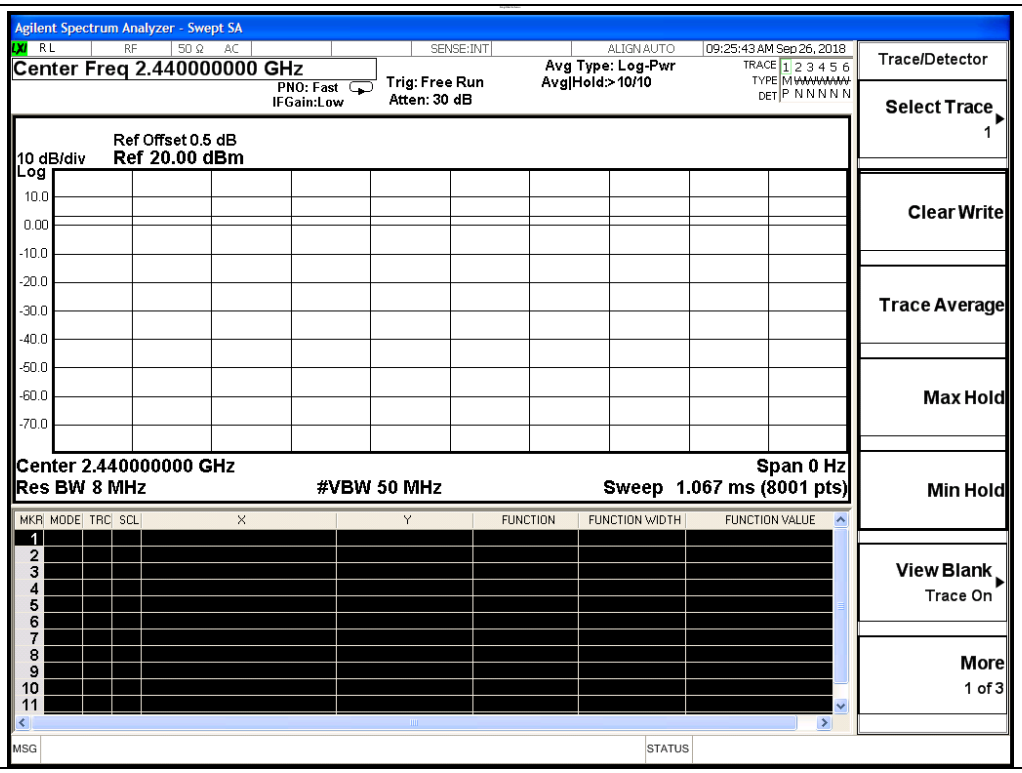

A.2 Maximum Conducted Peak Output Power

Mode	Channel	Conduct Peak Power[dBm]	Limit [dBm]	Verdict
BT LE	LCH	0.182	30	PASS
BT LE	MCH	0.254	30	PASS
BT LE	HCH	0.776	30	PASS

Test Graphs

LCH

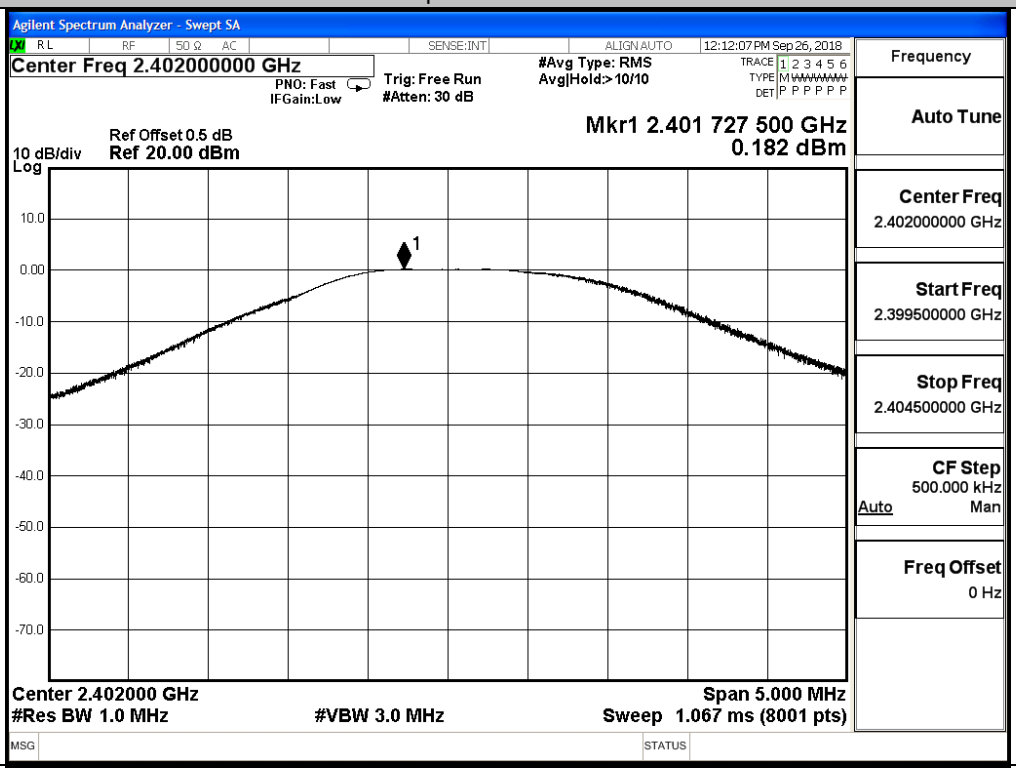

MCH

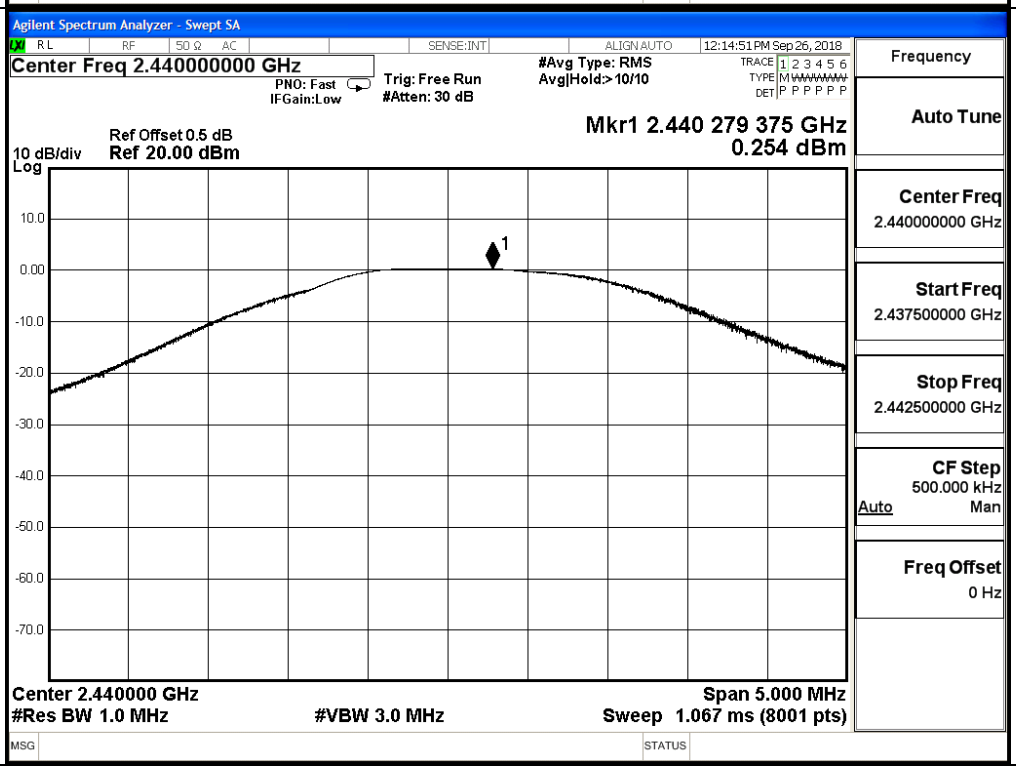

HCH

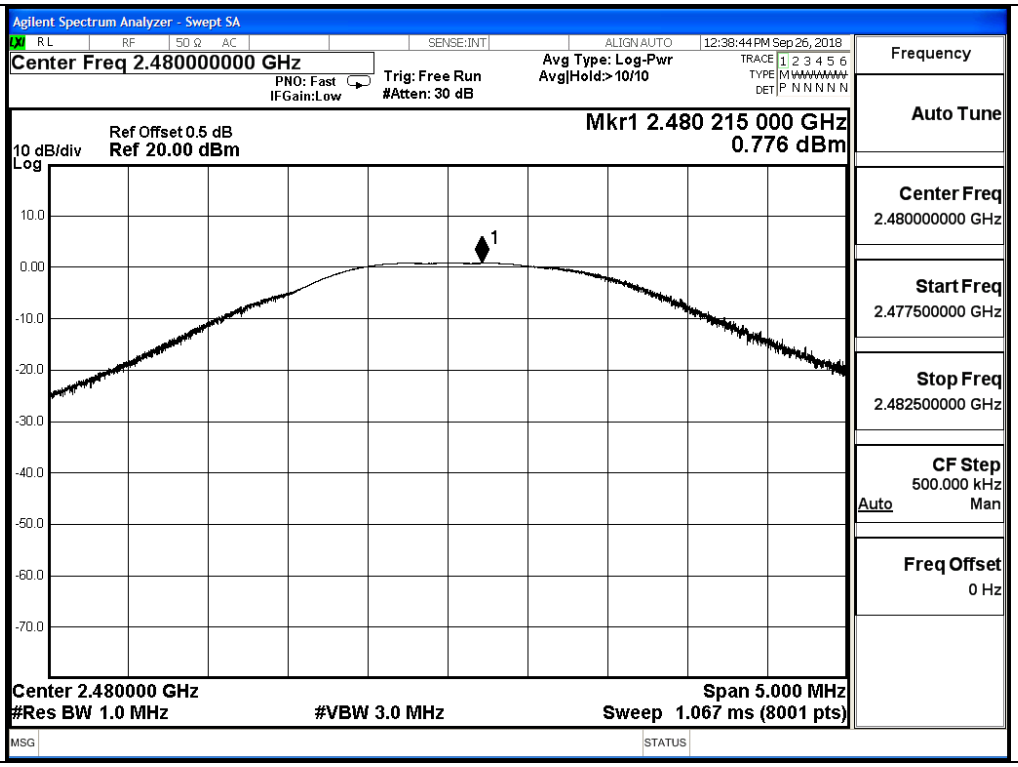
Agilent Spectrum Analyzer - Swept SA
Center Freq 2.480000000 GHz
PNO: Fast
IFGain:Low
Trig: Free Run
#Atten: 30 dB
Avg Type: Log-Pwr
Avg|Hold:>10/10
12:38:44 PM Sep 26, 2018
Ref Offset 0.5 dB
10 dB/div
Ref 20.00 dBm
Log
Mkr1 2.480 215 000 GHz
0.776 dBm
Center 2.480000 GHz
#Res BW 1.0 MHz
#VBW 3.0 MHz
Span 5.000 MHz
Sweep 1.067 ms (8001 pts)
Frequency
Auto Tune
Center Freq
2.480000000 GHz
Start Freq
2.477500000 GHz
Stop Freq
2.482500000 GHz
CF Step
500.000 kHz
Auto
Man
Freq Offset
0 Hz

A.3 Maximum Power Spectral Density

Mode	Channel	PSD [dBm/3KHz]	Limit [dBm/3KHz]	Verdict
BT LE	LCH	-14.065	8	PASS
BT LE	MCH	-13.884	8	PASS
BT LE	HCH	-12.881	8	PASS

Test Graphs		
LCH		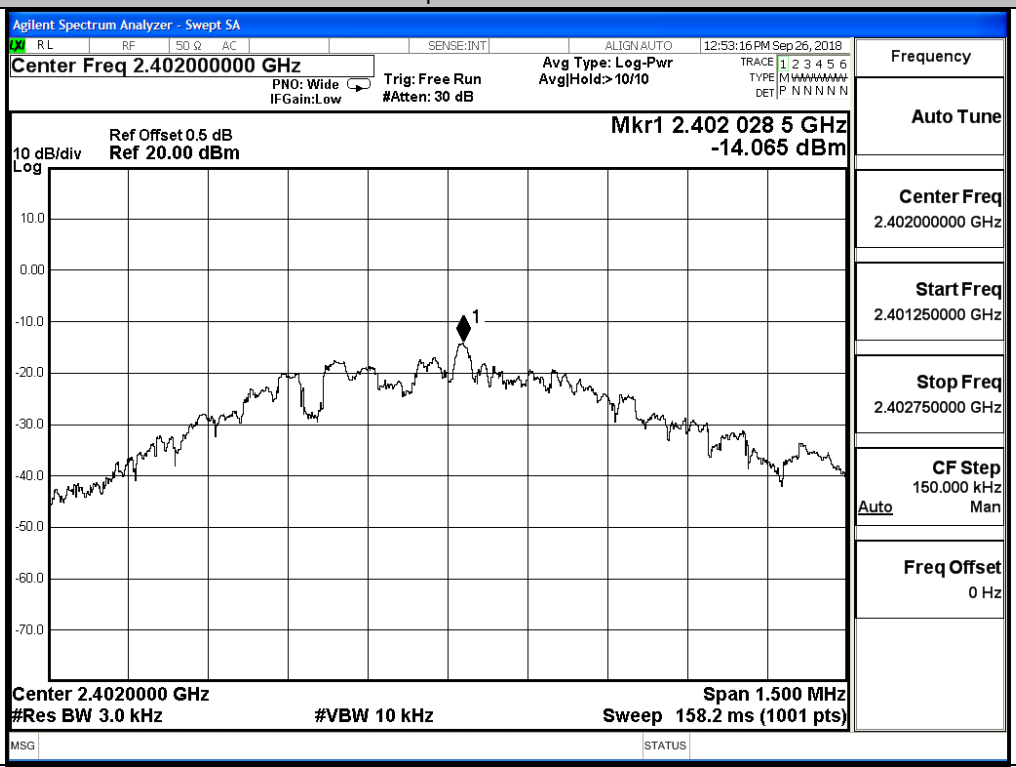
MCH		

HCH

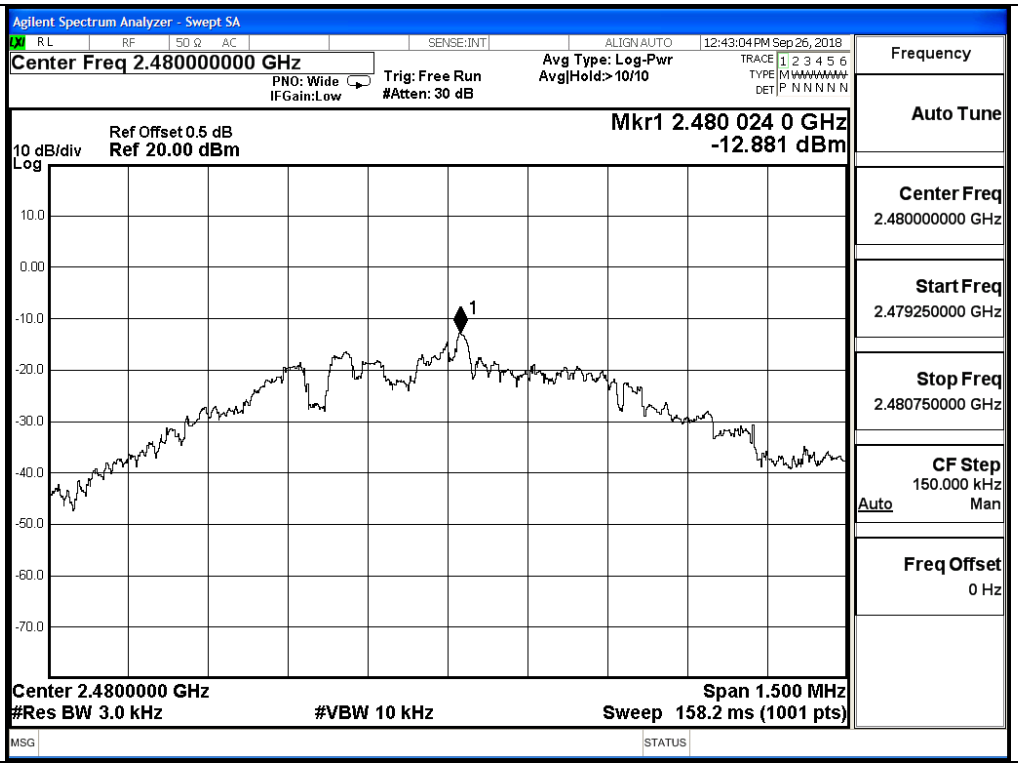
Agilent Spectrum Analyzer - Swept SA
Center Freq 2.480000000 GHz
PNO: Wide
IFGain:Low
Trig: Free Run
#Atten: 30 dB
Avg Type: Log-Pwr
Avg|Hold:>10/10
12:43:04 PM Sep 26, 2018
Ref Offset 0.5 dB
10 dB/div
Ref 20.00 dBm
Log
Mkr1 2.480 024 0 GHz
-12.881 dBm
Center 2.4800000 GHz
#Res BW 3.0 kHz
#VBW 10 kHz
Span 1.500 MHz
Sweep 158.2 ms (1001 pts)
Frequency
Auto Tune
Center Freq
2.480000000 GHz
Start Freq
2.479250000 GHz
Stop Freq
2.480750000 GHz
CF Step
150.000 kHz
Auto
Man
Freq Offset
0 Hz

A.4 6dB Bandwidth

Mode	Channel	6dB Bandwidth [MHz]	Limit [MHz]	Verdict
BT LE	LCH	0.6955	≥0.5	PASS
BT LE	MCH	0.6987	≥0.5	PASS
BT LE	HCH	0.7240	≥0.5	PASS

Test Graphs

LCH

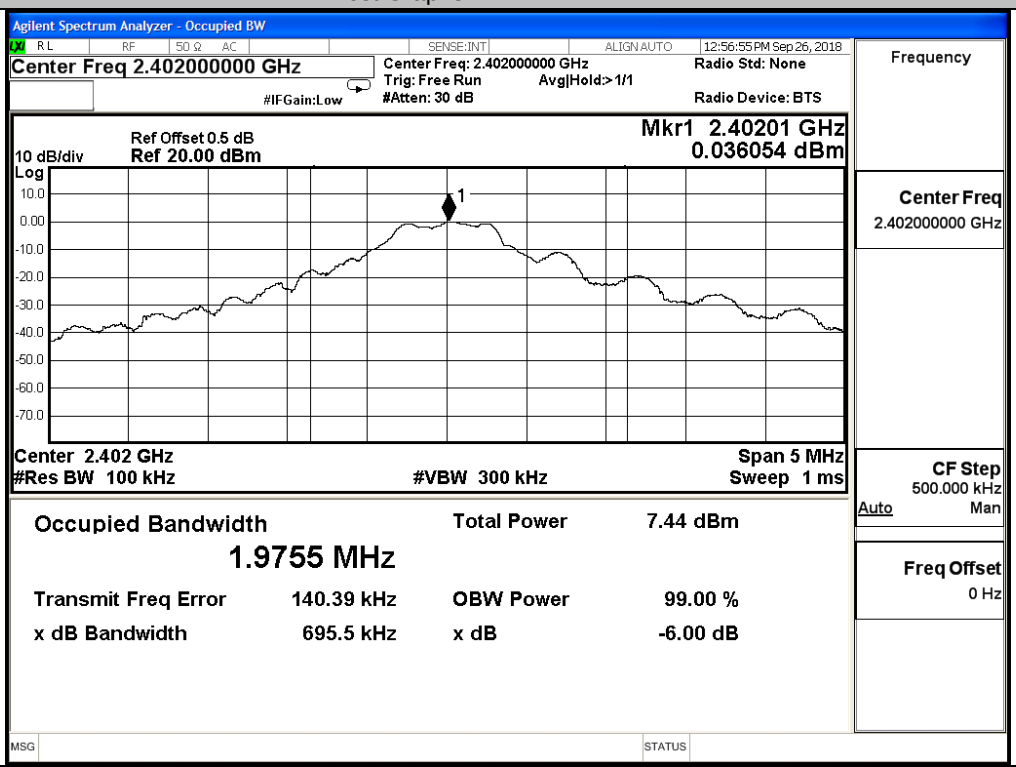

MCH

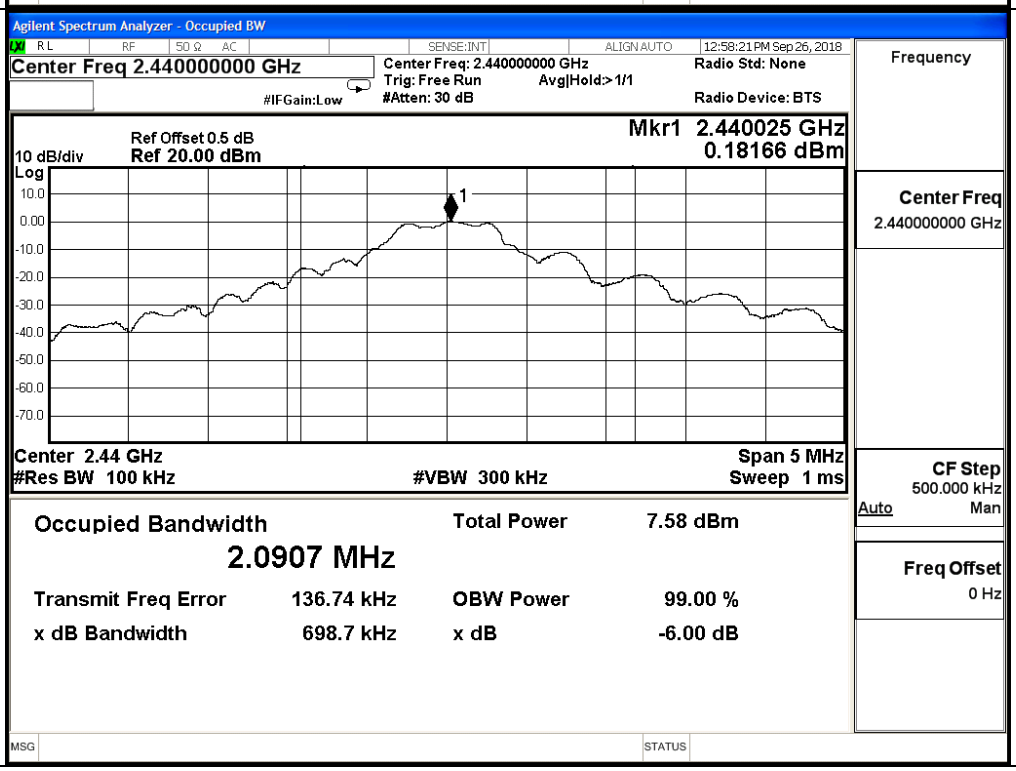

HCH

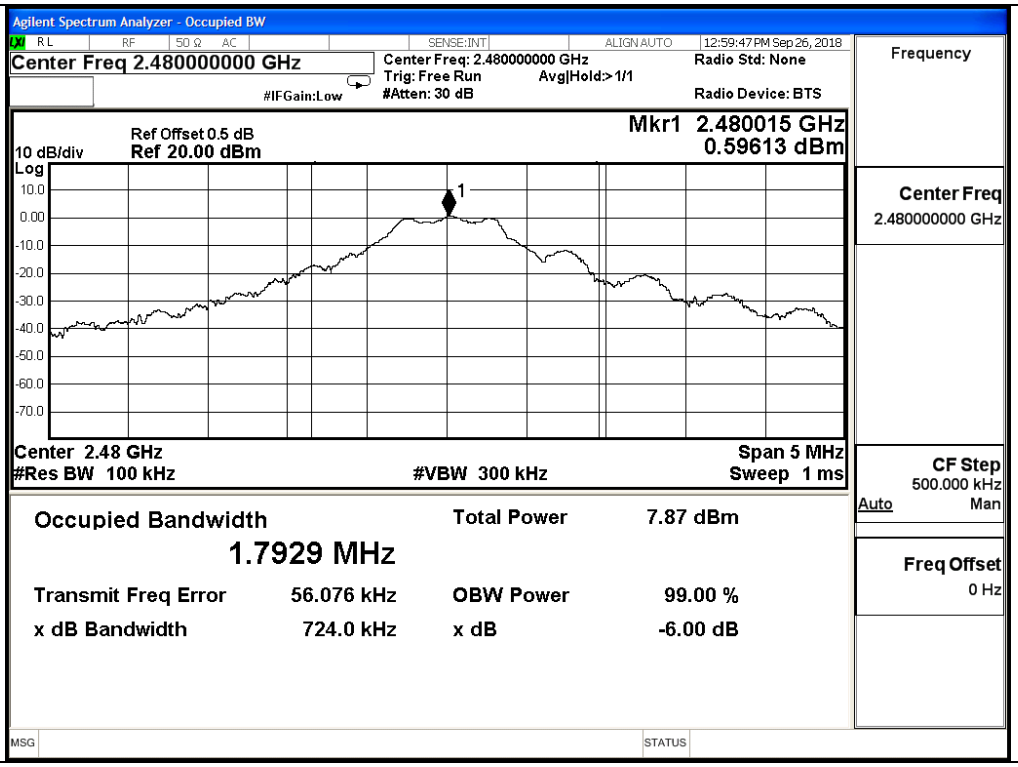
Agilent Spectrum Analyzer - Occupied BW
RL
RF
50 Ω AC
SENSE:INT
ALIGN AUTO
12:59:47 PM Sep 26, 2018
Center Freq 2.480000000 GHz
Center Freq: 2.480000000 GHz
Trig: Free Run
Avg|Hold:>1/1
#Atten: 30 dB
#IFGain:Low
Radio Std: None
Radio Device: BTS
Frequency
Ref Offset 0.5 dB
10 dB/div
Ref 20.00 dBm
Log
Mkr1 2.480015 GHz
0.59613 dBm
10.0
0.00
-10.0
-20.0
-30.0
-40.0
-50.0
-60.0
-70.0
Center Freq
2.480000000 GHz
Center 2.48 GHz
#Res BW 100 kHz
#VBW 300 kHz
Span 5 MHz
Sweep 1 ms
CF Step
500.000 kHz
Auto
Man
Occupied Bandwidth
1.7929 MHz
Total Power 7.87 dBm
Freq Offset
0 Hz
Transmit Freq Error 56.076 kHz
OBW Power 99.00 %
x dB Bandwidth 724.0 kHz
x dB -6.00 dB
MSG
STATUS

A.5 RF Conducted Spurious Emissions

Mode	Channel	Pref [dBm]	Max. Level [dBm]	Limit [dBm]	Verdict
BT LE	LCH	0.066	-46.183	-19.94	PASS
BT LE	MCH	0.191	-42.633	-19.81	PASS
BT LE	HCH	0.703	-39.911	-19.29	PASS

BT LE_LCH_Graphs

Pref/BT LE/LCH

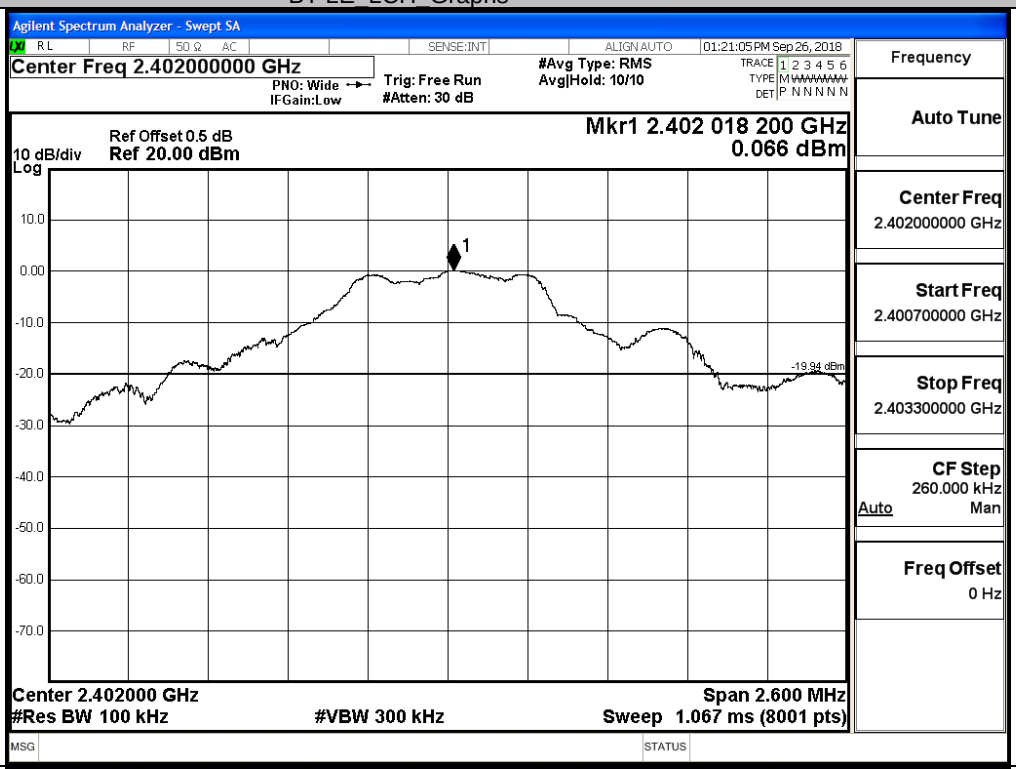

Puw/BT LE/LCH

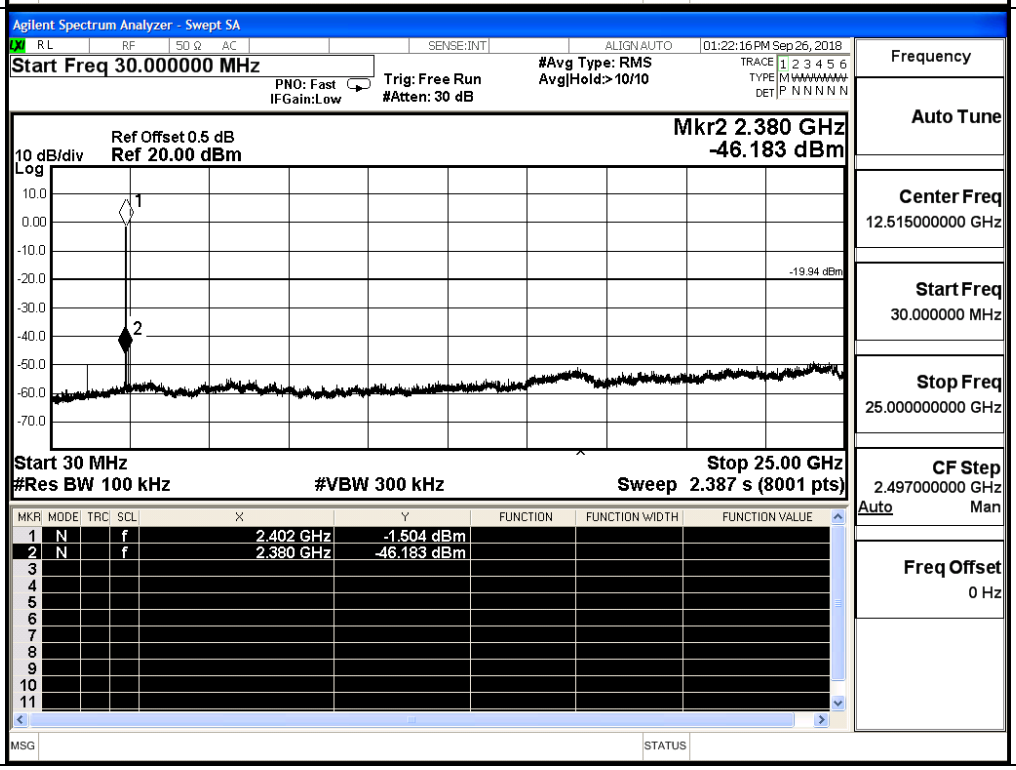

BT LE_MCH_Graphs	
Pref/BT LE/MCH	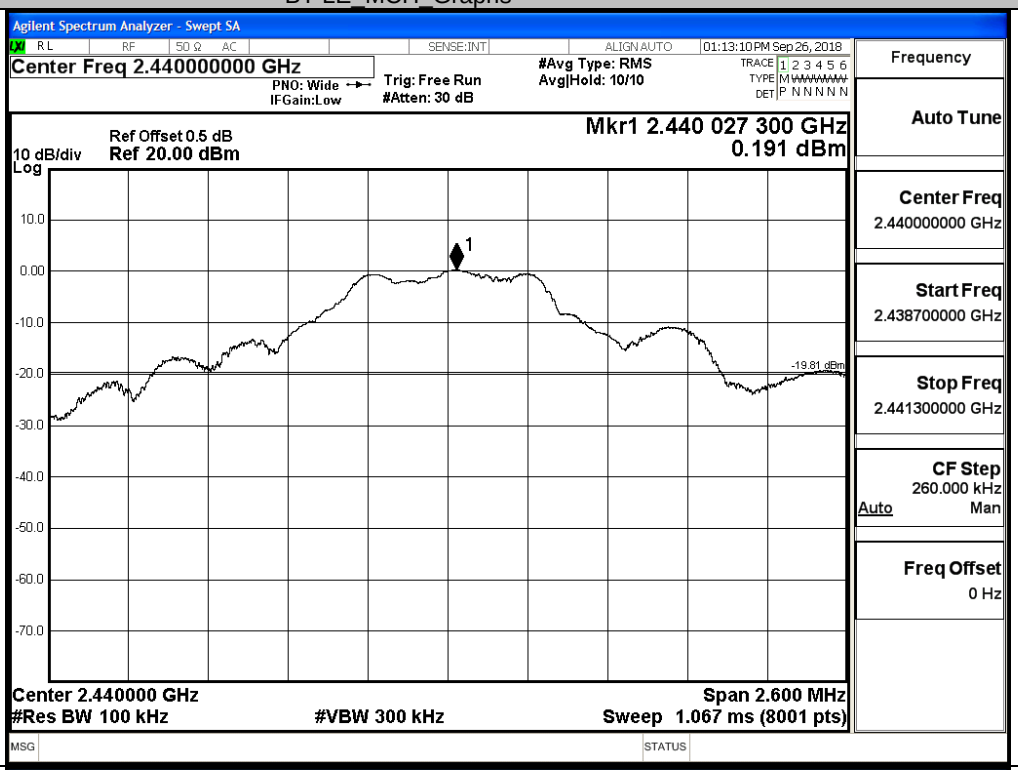
Puw/BT LE/MCH	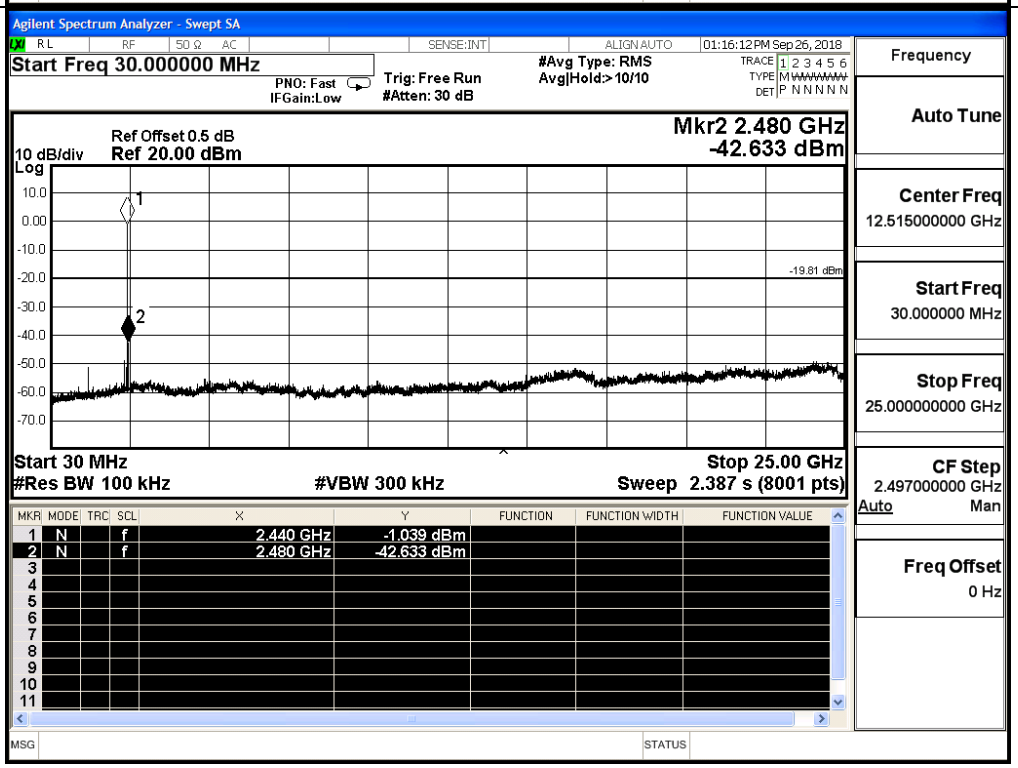

BT LE_HCH_Graphs	
Pref/BT LE/HCH	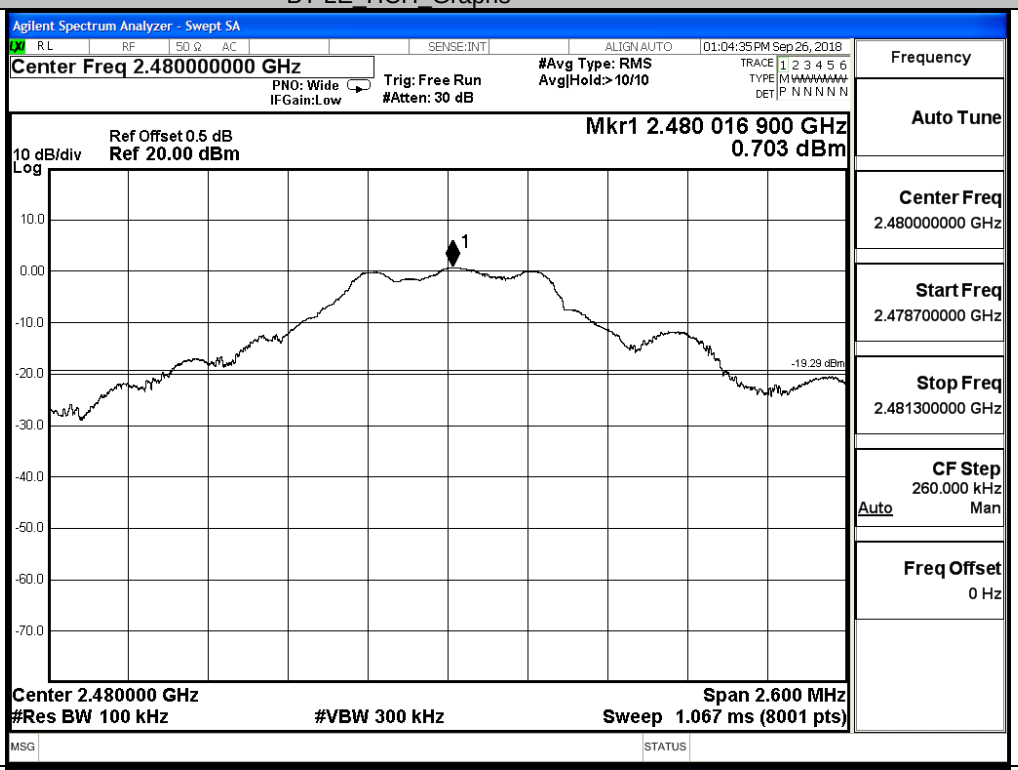
Puw/BT LE/HCH	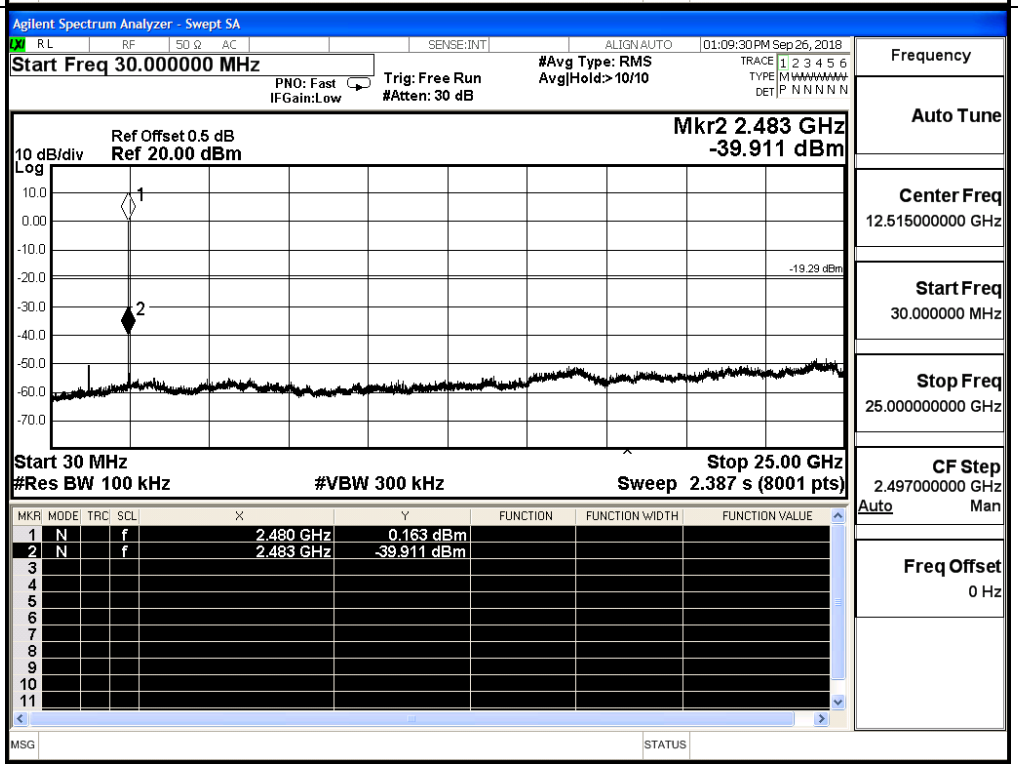

A.6 Band-edge for RF Conducted Emissions

Mode	Channel	Carrier Power[dBm]	Max.Spurious Level [dBm]	Limit [dBm]	Verdict
BT LE	LCH	0.346	-44.974	-19.65	PASS
BT LE	HCH	0.893	-42.574	-19.11	PASS

Test Graphs

LCH

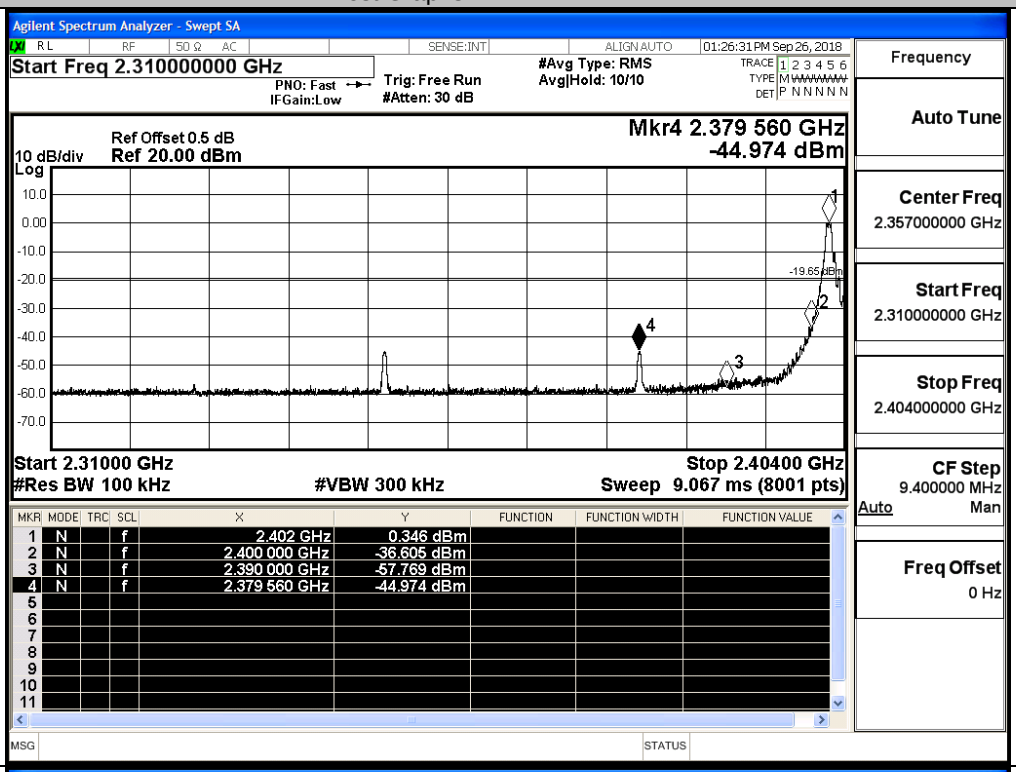

HCH

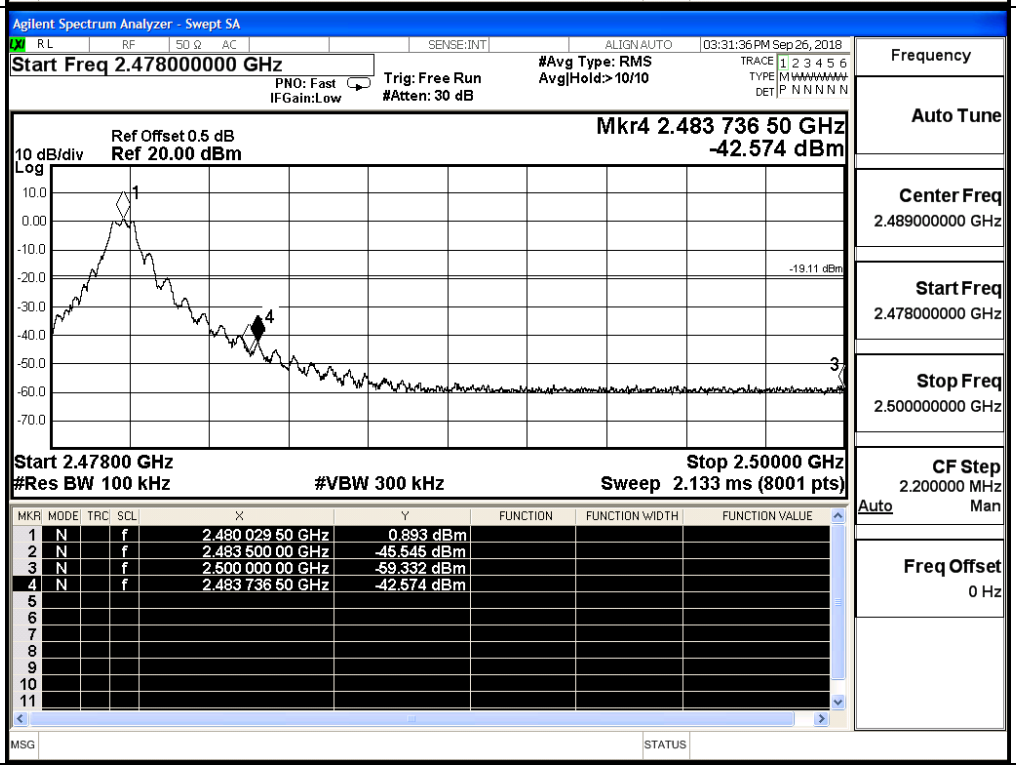

A.7 Restrict-band band-edge measurements

Test Mode	Test Channel	Ant	Freq.	Power [dBm]	Gain	Ground Factor	E [dBuV/m]	Detector	Limit [dBuV/m]	Verdi
BT LE	2402	Ant1	2310.0	-50.599	2.0	0	46.66	PEAK	74	PASS
		Ant1	2310.0	-52.261	2.0	0	45.00	AV	54	PASS
		Ant1	2390.0	-45.811	2.0	0	51.45	PEAK	74	PASS
		Ant1	2390.0	-47.428	2.0	0	49.83	AV	54	PASS
	2480	Ant1	2483.5	-31.264	2.0	0	66.00	PEAK	74	PASS
		Ant1	2483.5	-43.947	2.0	0	53.31	AV	54	PASS
		Ant1	2500.0	-48.732	2.0	0	48.53	PEAK	74	PASS
		Ant1	2500.0	-50.993	2.0	0	46.27	AV	54	PASS

Restrict-band band-edge measurements_BT LE_2402_Ant1_PEAK

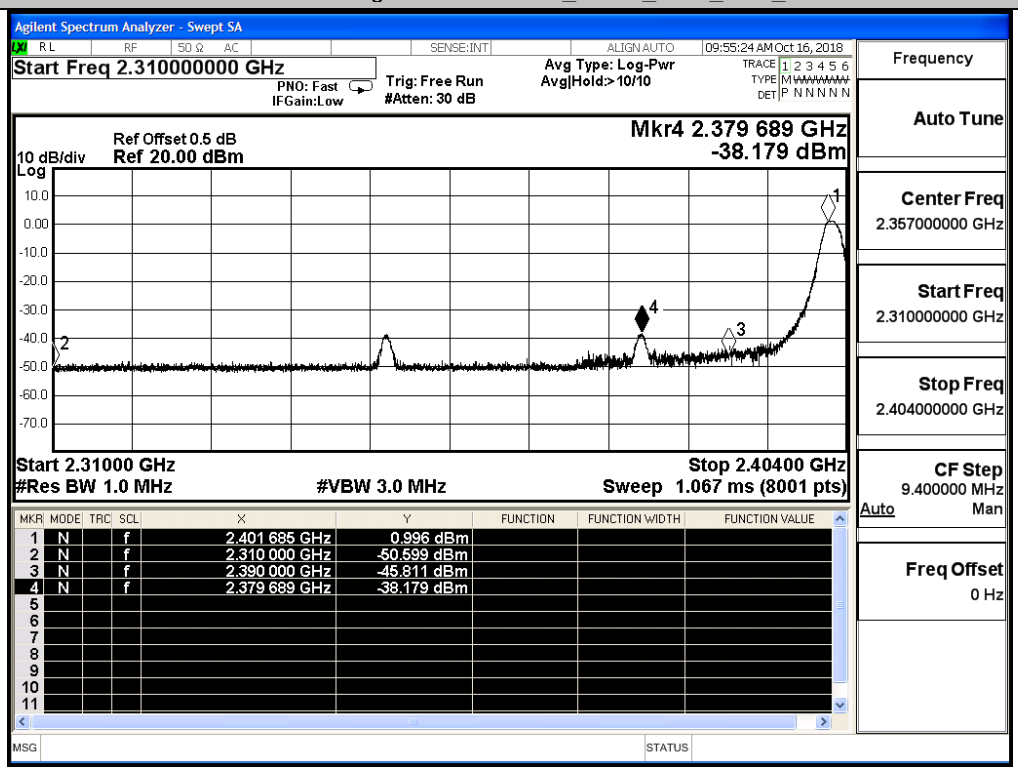

Restrict-band band-edge measurements_BT LE_2402_Ant1_AV

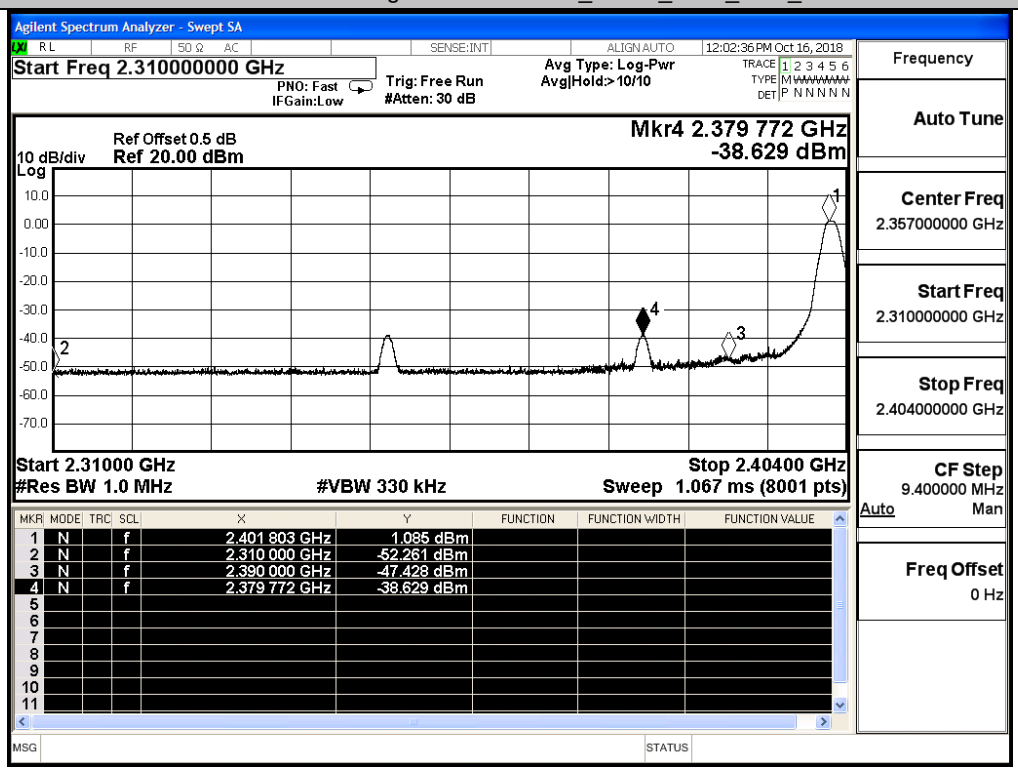

Restrict-band band-edge measurements_BT LE_2480_Ant1_PEAK

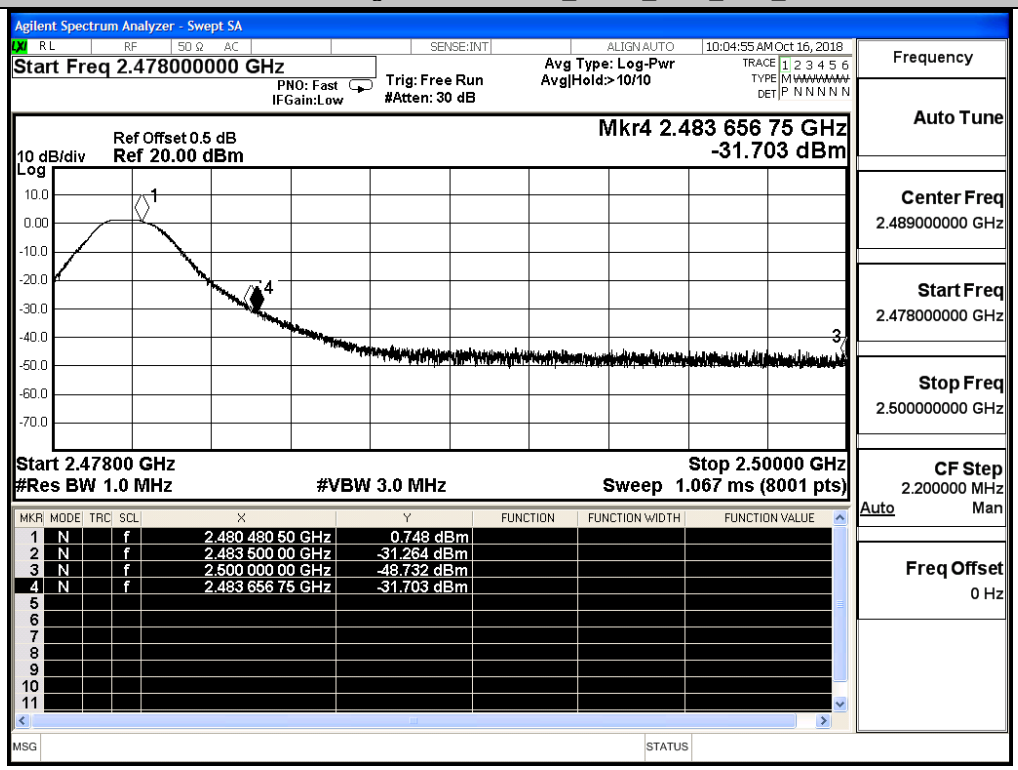
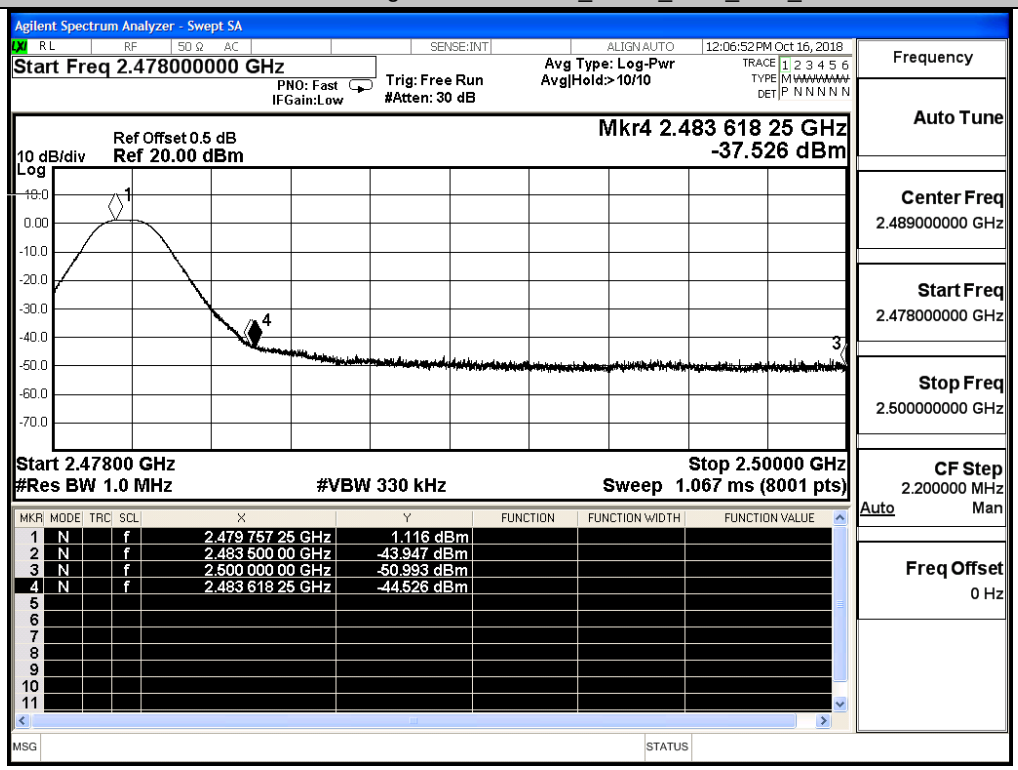
Restrict-band band-edge measurements_BT LE_2480_Ant1_AV