Copyright

All contents © 2018 OCLU Limited. All Rights Reserved.
This User Guide contains information owned by OCLU Limited and its affiliates. Do not copy, store, transmit or disclose to any third party without prior written permission from OCLU Limited.

Regulatory

OCLU Warranty
The OCLU action camera product ("Product"), including any accessories included in the original packaging, is warranted by OCLU to the original purchaser against defects in material and workmanship under normal use, for a period of one (1) year from the original purchase date ("Warranty"). During this period, OCLU's sole obligation in the event of such defect is to repair or replace the defective part or product with a comparable part or product at OCLU's sole discretion.

In the event of any defect, please contact OCLU at oclu.com/support for assistance. To receive Warranty service, the original consumer purchaser must contact OCLU, or an authorized service provider, for defect determination and service procedures. Proof of purchase in the form of a sales receipt, invoice, or bill of sale evidencing that the Product is within the applicable Warranty period, must be presented to OCLU, or an authorized service provider, to obtain the requested service. This Warranty does not cover shipping and handling expenses and these must be paid by the consumer purchaser.

Exclusions and Limitations
This Warranty covers manufacturing defects in materials and workmanship encountered during normal, noncommercial use of the Product. This Warranty does not cover normal wear and tear, consumer delivery, installation, set-up, adjustments, cosmetic damage or damage due to acts of nature, accidents, misuse, abuse, negligence, tampering, material alteration, commercial use or modification of or to any part(s) of the Product. This Warranty also does not cover any images "burnt" into the Product's display. OCLU assumes no liability for any accidents, injuries, deaths, losses, or other claims resulting from or related to the use or misuse of the Product or any other OCLU products, accessories or parts.

This Warranty applies to the original consumer only and does not cover products sold WITH ALL FAULTS or AS IS, sold as Reconditioned, Refurbished or Remanufactured, or consumables (e.g., fuses, batteries, bulbs etc.). The Warranty is invalid if the factory-applied serial number has been altered or removed from the Product. This Warranty is valid only in the country where the consumer purchased the Product, and only applies to products purchased and serviced in that country.

NO WARRANTIES, WHETHER EXPRESS OR IMPLIED, INCLUDING, BUT NOT LIMITED TO, ANY IMPLIED WARRANTIES OF MERCHANTABILITY OR FITNESS FOR A PARTICULAR PURPOSE, OTHER THAN THOSE EXPRESSLY DESCRIBED ABOVE, SHALL APPLY. OCLU FURTHER DISCLAIMS ALL WARRANTIES AFTER THE EXPRESS WARRANTY PERIOD STATED ABOVE. NO OTHER EXPRESS WARRANTY OR GUARANTY GIVEN BY ANY PERSON, FIRM OR ENTITY WITH RESPECT TO THE PRODUCT SHALL BE BINDING ON OCLU. REPAIR OR REPLACEMENT– AT OCLU'S SOLE DISCRETION – ARE THE EXCLUSIVE REMEDIES OF THE CONSUMER. IN NO EVENT WILL OCLU, ITS DESIGNERS, MANUFACTURERS, OR ITS DISTRIBUTERS BE LIABLE FOR ANY INCIDENTAL, DIRECT, INDIRECT, SPECIAL, PUNITIVE OR CONSEQUENTIAL DAMAGES (SUCH AS, BUT NOT LIMITED TO, DAMAGES FOR LOSS OF PROFITS, BUSINESS, SAVINGS, DATA OR RECORDS), HOWEVER CAUSED, ARISING OUT OF OR RELATED TO THE USE, MISUSE, OR INABILITY TO USE THE PRODUCT, EVEN IF OCLU HAS BEEN ADVISED OF THE POSSIBILITY OF SUCH DAMAGES. EXCEPT AS STATED HEREIN, NO OTHER WARRANTIES SHALL APPLY. NOTWITHSTANDING THE FOREGOING, CONSUMER'S RECOVERY AGAINST OCLU, ITS DESIGNERS, ITS MANUFACTURERS, AND/OR ITS DISTRIBUTERS SHALL NOT EXCEED THE PURCHASE PRICE OF THE PRODUCT. THIS WARRANTY SHALL NOT EXTEND TO ANYONE OTHER THAN THE ORIGINAL CONSUMER WHO PURCHASED THE PRODUCT AND IS NOT TRANSFERABLE.

Some countries, states or provinces do not allow limitations on warranties, or the exclusion or limitation of incidental or consequential damages, so the above limitations or exclusions may not apply to you. This warranty gives you specific legal rights, and you may also have other rights that vary by jurisdiction. For a full list of certifications, refer to the Product and Safety instructions at oclu.com/support

Trademarks
OCLU™, LiveCut™, FirmFlex™, OcLink™ and OcShell™ are registered and unregistered trademarks of OCLU Limited. All Rights Reserved. All other trademarks, such as Magconn™, Apple® and Google®, are the property of their respective owners and their use does not imply any endorsement, sponsorship or affiliation.

Safety notices
Read the entire User Guide to become familiar with the features of your OCLU camera before using it. Failure to use the camera correctly can result in damage to the product, personal property and cause serious injury.

Be careful when operating your OCLU action camera to avoid accidental injury to yourself and other people and objects in your environment.

Observe applicable laws and local customs when using your OCLU action camera and accessories to avoid dangerous situations, interference with individuals' right to privacy and breach of local laws and regulations that may restrict photography.

Warnings:
The OCLU battery is a Lithium-Ion battery. Do not disassemble, puncture, overheat or subject the battery to mechanical shock. Misuse may cause an explosion or fire.

In the event of a battery leaking, do not allow the liquid to come in contact with the skin or eyes. If contact has been made, wash the affected area with copious amounts of water and seek immediate medical advice.

Keep the OCLU camera, batteries and the Magconn® cable out of reach of children. Seek medical advice immediately if a battery has been swallowed.

Do not place naked flame sources on or near the product. Do not expose batteries to heat or fire. Avoid storage in direct sunlight.

When charging the camera, do not handle the plug or charger with wet hands. Failure to observe this precaution could result in electric shock.

Cautions:
Always charge the OCLU camera using the Magconn® cable supplied. Using a charger other than an OCLU cable can damage the OCLU battery and could result in fire or leakage. Do not leave a battery on prolonged charge when not in use and unplug the OCLU during lightning storms.
Do not use the camera if it has been damaged or altered in any form.

Do not open, disassemble or puncture the camera or cover any ventilation openings or the battery with paint or stickers.

Do not incinerate, crush, bend, deform, microwave or shred the camera or the battery.

Keep batteries in their original packaging until required for use. Keep batteries clean and dry. Clean with a dry cloth only. Do not store the battery with metal objects, such as keys and coins. If the battery terminals come in contact with metal objects, this may cause a fire. Dispose of used batteries safely.

Never keep or install batteries near any heat sources such as radiators, heat egisters, stoves, or other devices that produce heat.

Your OCLU action camera lens is glass. Should the lens break, care should be taken to avoid injury from broken glass. Keep out of reach of children.

Notices:
Servicing is required when the equipment has been damaged in any way. Refer all servicing to an approved service provider.

Only use attachments and accessories approved by the manufacturer. When connecting the camera using the OcLink™ connector mount, do not over-tighten the mount.

Avoid exposing your camera or battery to extreme temperatures, as condensation may form on or within the product. Low or high temperature conditions may also temporarily shorten the battery life or cause the camera to temporarily stop working properly.

Use the microfiber cloth bag provided to clean the camera lens.
If the camera or any accessories come into contact with salt water, rinse them thoroughly with clean water, making sure the back door is closed.

Protect your OCLU camera using the OcShell™ hardcase in environments and situations where there is a risk of damage from deep water pressure or fast-moving water during diving, surfing or wake boarding, or where collisions with a foreign object is likely.

Only use genuine OCLU batteries.

Handle the Magconn® cable with care and avoid it becoming pinched.

FCC Compliance Statement
FCC ID: FCC ID of this product can be found inside the battery compartment.

This device complies with Part 15 of the FCC Rules. Operation is subject to the following two conditions:
(1) this device may not cause harmful interference,
and (2) this device must accept any interference received, including interference that may cause undesired operation.

Warning: Changes or modifications to this unit not expressly approved by the party responsible for compliance could void the user's authority to operate the equipment.

NOTE: This equipment has been tested and found to comply with the limits for a Class B digital device, pursuant to Part 15 of the FCC Rules. These limits are designed to provide reasonable protection against harmful interference in a residential installation. This equipment generates, uses and can radiate radio frequency energy and, if not installed and used in accordance with the instructions, may cause harmful interference to radio communications.

However, there is no guarantee that interference will not occur in a particular installation. If this equipment does cause harmful interference to radio or television reception, which can be determined by turning the equipment off and on, the user is encouraged to try to correct the interference by one or more of the following measures:

- Reorient or relocate the receiving antenna.
- Increase the separation between the equipment and receiver.
- Connect the equipment into an outlet on a circuit different from that to which the receiver is connected.
- Consult the dealer or an experienced radio/TV technician for help.

Canada Compliance Statement
This device contains licence-exempt transmitter(s)/receiver(s) that comply with Innovation, Science and Economic Development Canada's licence-exempt RSS(s). Operation is subject to the following two conditions:
1. This device may not cause interference.
2. This device must accept any interference, including interference that may cause undesired operation of the device.

L'émetteur/récepteur exempt de licence contenu dans le présent appareil est conforme aux CNR d'Innovation, Sciences et Développement économique Canada applicables aux appareils radio exempts de licence. L'exploitation est autorisée aux deux conditions suivantes :

1. L'appareil ne doit pas produire de brouillage;
2. L'appareil doit accepter tout brouillage radioélectrique subi, même si le brouillage est susceptible d'en compromettre le fonctionnement.

Disposal Information
At the end of its use, this product must be disposed of in accordance with the applicable laws and regulations governing disposal of waste electrical equipment.

More information
For customer support, see our website at oclu.com/support

Product overview



1. Lens
2. Status screen
3. Microphones
4. Recording light

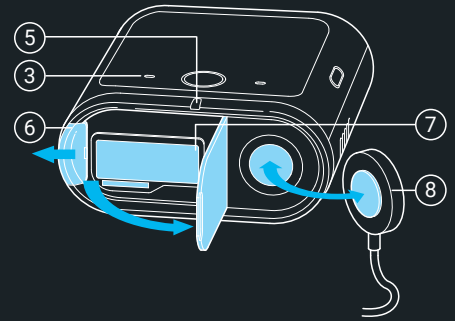

5. Status / recording light
6. Door latch
7. Battery and microSD compartment
8. OcSnap cable

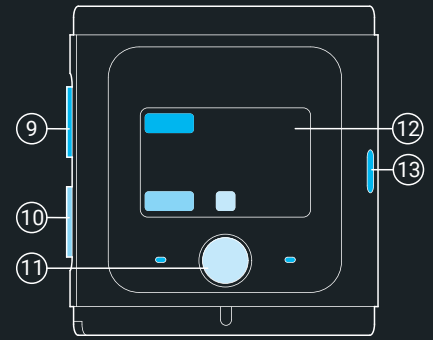

9. Top select button
   *Press & hold for last photo or video review.
10. Bottom select button
11. Action button
12. Viewfinder / menu screen
13. Display state toggle.
    *Press & hold for Wi-Fi on/off shortcut.

Getting started

1. To power on, press the Action button (11).

   To power off, press and hold the Action button.
2. Select your preferred language using the Top and Bottom select buttons (9 and 10), then press ***Next***.
3. Either import the date and time settings from your smartphone:

   Select ***Set automatically > Sync when connected***.

   Or set the date and time manually:

   Select date / time, then press the + symbol to adjust the selected field. Press ***Next*** to move between fields. Press ***Save*** to save and return to the main menu.
4. Press the Action button to start or stop recording or take a picture in the current mode.
5. To toggle between modes, press the Bottom select button.

Modes

The OCLU action camera has the following shooting styles:

	Video		Loop Record
	LiveCut™		Photo
	Motion Detect		Burst
	Time Lapse		Multi Photo

Select and customize these shooting styles to create four shooting modes.

1. To choose your modes, Press ☰ > ***Edit modes***.
2. Choose the mode you want to edit by pressing ***Next*** to toggle through modes 1,2,3,4.
   Then press ***Select*** to edit the mode.
3. Choose a shooting style, then press ***Select***.
4. To edit the settings for the mode, press ***Select***.

LiveCut™

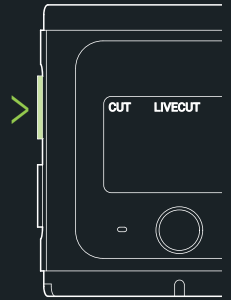

LiveCut™ allows you to instantly delete content that you dont want, on the go, saving on editiing time.

If you're recording and something doesn't go to plan, press the top button (9) to select CUT. The camera deletes the last recorded clip and automatically starts recording again.
*Press and hold ***Cut*** button to stop the current recording without saving the clip.

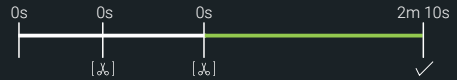

Copyright

Copyright © 2017 OCLU Limited All Rights Reserved.

Caution

Be careful when operating your OCLU action camera to avoid accidental injury to yourself and other people and objects in your environment. For Safe Operation, See User Manual at oclu.com/userguides

More information

For customer support, see our website at oclu.com/support
For more details, see the User Guide at oclu.com/userguides

OCLU App

Set up / Shoot / share

Download on the App Store | GET IT ON Google Play

www.oclu.com