FCC RADIO TEST REPORT

FCC ID	:	**2ARGE-6383**
Equipment	:	**Digital Media Receiver**
Model Name	:	**O2T2V3**
Applicant	:	**Flake LLC** **4321 W. College Avenue; Suite 200** **Appleton, Wisconsin 54914**
Standard	:	**FCC Part 15 Subpart E §15.407**

The product was received on Jan. 22, 2019 and testing was started from Apr. 25, 2019 and completed on Jul. 15, 2019. We, SPORTON INTERNATIONAL INC., EMC & Wireless Communications Laboratory, would like to declare that the tested sample has been evaluated in accordance with the test procedures and has been in compliance with the applicable technical standards.

The report must not be used by the client to claim product certification, approval, or endorsement by TAF or any agency of government.

The test results in this report apply exclusively to the tested model / sample. Without written approval of SPORTON INTERNATIONAL INC. EMC & Wireless Communications Laboratory, the test report shall not be reproduced except in full.

Approved by: Jones Tsai

SPORTON INTERNATIONAL INC. EMC & Wireless Communications Laboratory
No. 52, Huaya 1st Rd., Guishan Dist., Taoyuan City, Taiwan (R.O.C.)

Table of Contents

History of this test report **3**
Summary of Test Result **4**
1 General Description **5**
1.1 Product Feature of Equipment Under Test 5
1.2 Product Specification of Equipment Under Test 5
1.3 Modification of EUT 8
1.4 Testing Location 9
1.5 Applicable Standards 9
2 Test Configuration of Equipment Under Test **10**
2.1 Carrier Frequency and Channel 10
2.2 Test Mode 11
2.3 Connection Diagram of Test System 13
2.4 Support Unit used in test configuration and system 14
2.5 EUT Operation Test Setup 15
2.6 Measurement Results Explanation Example 15
3 Test Result **16**
3.1 26dB & 99% Occupied Bandwidth Measurement 16
3.2 Maximum Conducted Output Power Measurement 19
3.3 Power Spectral Density Measurement 21
3.4 Unwanted Emissions Measurement 25
3.5 AC Conducted Emission Measurement 31
3.6 Automatically Discontinue Transmission 33
3.7 Antenna Requirements 35
4 List of Measuring Equipment **37**
5 Uncertainty of Evaluation **39**
Appendix A. Conducted Test Results
Appendix B. AC Conducted Emission Test Result
Appendix C. Radiated Spurious Emission
Appendix D. Radiated Spurious Emission Plots
Appendix E. Duty Cycle Plots

History of this test report

Report No.	Version	Description	Issued Date
FR8O0521-02E	01	Initial issue of report	Jul. 25, 2019

Summary of Test Result

Report Clause	Ref Std. Clause	Test Items	Result (PASS/FAIL)
3.1	15.403(i)	26dB Bandwidth	Pass
3.1	2.1049	99% Occupied Bandwidth	Reporting only
3.2	15.407(a)	Maximum Conducted Output Power	Pass
3.3	15.407(a)	Power Spectral Density	Pass
3.4	15.407(b)	Unwanted Emissions	Pass
3.5	15.207	AC Conducted Emission	Pass
3.6	15.407(c)	Automatically Discontinue Transmission	Pass
3.7	15.203 15.407(a)	Antenna Requirement	Pass

Declaration of Conformity:
The test results with all measurement uncertainty excluded are presented in accordance with the regulation limits or requirements declared by manufacturers.
Comments and Explanations:
The declared of product specification for EUT presented in the report are provided by the manufacturer, and the manufacturer takes all the responsibilities for the accuracy of product specification.

Reviewed by: Wii Chang

Report Producer: Aileen Huang

1 General Description

1.1 Product Feature of Equipment Under Test

Product Feature	
Equipment	Digital Media Receiver
Model Name	O2T2V3
FCC ID	2ARGE-6383
EUT supports Radios application	WLAN 11b/g/n HT20 WLAN 11a/n HT20/HT40 WLAN 11ac VHT20/VHT40/VHT80 Bluetooth BR/EDR/LE Zigbee

1.2 Product Specification of Equipment Under Test

Standards-related Product Specification	
Tx/Rx Channel Frequency Range	5180 MHz ~ 5240 MHz 5260 MHz ~ 5320 MHz 5500 MHz ~ 5720 MHz
Maximum Output Power to Antenna **<CDD Modes>**	**<5180 MHz ~ 5240 MHz>** **<Ant. 0>** 802.11a : 18.90 dBm / 0.0776 W 802.11n HT20 : 18.80 dBm / 0.0759 W 802.11n HT40 : 17.40 dBm / 0.0550 W 802.11ac VHT20: 18.70 dBm / 0.0741 W 802.11ac VHT40: 17.30 dBm / 0.0537 W 802.11ac VHT80: 9.90 dBm / 0.0098 W **<Ant. 1>** 802.11a : 19.10 dBm / 0.0813 W 802.11n HT20 : 19.30 dBm / 0.0851 W 802.11n HT40 : 18.20 dBm / 0.0661 W 802.11ac VHT20: 19.20 dBm / 0.0832 W 802.11ac VHT40: 18.10 dBm / 0.0646 W 802.11ac VHT80: 12.80 dBm / 0.0191 W **<Ant. 2>** 802.11a : 19.60 dBm / 0.0912 W 802.11n HT20 : 19.40 dBm / 0.0871 W 802.11ac VHT20: 19.30 dBm / 0.0851 W **MIMO <Ant. 0 + 1>** 802.11a : 17.76 dBm / 0.0597 W 802.11n HT20 : 18.42 dBm / 0.0695 W 802.11n HT40 : 20.57 dBm / 0.1140 W 802.11ac VHT20: 18.32 dBm / 0.0679 W 802.11ac VHT40: 20.47 dBm / 0.1114 W 802.11ac VHT80: 10.41 dBm / 0.0110 W

Standards-related Product Specification	
Maximum Output Power to Antenna **<CDD Modes>**	**<5260 MHz ~ 5320 MHz>** **<Ant. 0>** 802.11a : 19.00 dBm / 0.0794 W 802.11n HT20 : 19.00 dBm / 0.0794 W 802.11n HT40 : 18.10 dBm / 0.0646 W 802.11ac VHT20: 18.90 dBm / 0.0776 W 802.11ac VHT40: 18.00 dBm / 0.0631 W 802.11ac VHT80: 13.20 dBm / 0.0209 W **<Ant. 1>** 802.11a : 18.80 dBm / 0.0759 W 802.11n HT20 : 19.00 dBm / 0.0794 W 802.11n HT40 : 18.10 dBm / 0.0646 W 802.11ac VHT20: 18.90 dBm / 0.0776 W 802.11ac VHT40: 18.00 dBm / 0.0631 W 802.11ac VHT80: 11.40 dBm / 0.0138 W **MIMO <Ant. 0 + 1>** 802.11a : 17.81 dBm / 0.0604 W 802.11n HT20 : 17.76 dBm / 0.0597 W 802.11n HT40 : 21.11 dBm / 0.1291 W 802.11ac VHT20: 17.61 dBm / 0.0577 W 802.11ac VHT40: 20.96 dBm / 0.1247 W 802.11ac VHT80: 14.01 dBm / 0.0252 W **<5500 MHz ~ 5720 MHz >** **<Ant. 0>** 802.11a : 19.30 dBm / 0.0851 W 802.11n HT20 : 19.10 dBm / 0.0813 W 802.11n HT40 : 18.30 dBm / 0.0676 W 802.11ac VHT20: 19.00 dBm / 0.0794 W 802.11ac VHT40: 18.20 dBm / 0.0661 W 802.11ac VHT80: 17.70 dBm / 0.0589 W **<Ant. 1>** 802.11a : 18.80 dBm / 0.0759 W 802.11n HT20 : 18.70 dBm / 0.0741 W 802.11n HT40 : 18.20 dBm / 0.0661 W 802.11ac VHT20: 18.60 dBm / 0.0724 W 802.11ac VHT40: 18.10 dBm / 0.0646 W 802.11ac VHT80: 17.50 dBm / 0.0562 W **MIMO <Ant. 0 + 1>** 802.11a : 18.04 dBm / 0.0637 W 802.11n HT20 : 17.78 dBm / 0.0600 W 802.11n HT40 : 20.96 dBm / 0.1247 W 802.11ac VHT20: 17.68 dBm / 0.0586 W 802.11ac VHT40: 20.91 dBm / 0.1233 W 802.11ac VHT80: 20.66 dBm / 0.1164 W

Standards-related Product Specification	
Maximum Output Power <TXBF Modes>	**<5180 MHz ~ 5240 MHz>** **MIMO <Ant. 0 + 1>** 802.11ac VHT20: 16.76 dBm / 0.0474 W 802.11ac VHT40: 15.80 dBm / 0.0380 W 802.11ac VHT80: 14.38 dBm / 0.0274 W **<5260 MHz ~ 5320 MHz>** **MIMO <Ant. 0 + 1>** 802.11ac VHT20: 16.76 dBm / 0.0474 W 802.11ac VHT40: 16.17 dBm / 0.0414 W 802.11ac VHT80: 15.51 dBm / 0.0356 W **<5500 MHz ~ 5720 MHz >** **MIMO <Ant. 0 + 1>** 802.11ac VHT20: 16.96 dBm / 0.0497 W 802.11ac VHT40: 16.81 dBm / 0.0480 W 802.11ac VHT80: 16.71 dBm / 0.0469 W
99% Occupied Bandwidth <CDD Modes>	**<Ant. 0>** 802.11a : 26.65 MHz 802.11n HT20 : 28.30 MHz 802.11n HT40 : 40.30 MHz 802.11ac VHT80 : 78.12 MHz **<Ant. 1>** 802.11a : 23.85 MHz 802.11n HT20 : 26.90 MHz 802.11n HT40 : 40.90 MHz 802.11ac VHT80 : 78.84 MHz **<Ant. 2>** 802.11a : 22.10 MHz 802.11n HT20 : 21.15 MHz **MIMO <Ant. 0>** 802.11a : 16.85 MHz 802.11n HT20 : 18.05 MHz 802.11n HT40 : 47.30 MHz 802.11ac VHT80 : 78.24 MHz **MIMO <Ant. 1>** 802.11a : 16.85 MHz 802.11n HT20 : 18.00 MHz 802.11n HT40 : 43.70 MHz 802.11ac VHT80 : 78.96 MHz
99% Occupied Bandwidth <TXBF Modes>	**MIMO <Ant. 0>** 802.11ac VHT20 : 17.90 MHz 802.11ac VHT40 : 36.90 MHz 802.11ac VHT80 : 77.04 MHz **MIMO <Ant. 1>** 802.11ac VHT20 : 17.80 MHz 802.11ac VHT40 : 36.60 MHz 802.11ac VHT80 : 76.92 MHz

<table>
<tr><th colspan="2">Standards-related Product Specification</th></tr>
<tr><td>Antenna Gain / Gain</td><td><5180 MHz ~ 5240 MHz>
Ant. 0: PCB IFA Antenna with gain 5.3 dBi
Ant. 1: PCB IFA Antenna with gain 4.9 dBi
Ant. 2: PCB IFA Antenna with gain 5.5 dBi
<5260 MHz ~ 5320 MHz>
Ant. 0: PCB IFA Antenna with gain 5.7 dBi
Ant. 1: PCB IFA Antenna with gain 5.3 dBi
Ant. 2: PCB IFA Antenna with gain 5.6 dBi
<5500 MHz ~ 5720 MHz >
Ant. 0: PCB IFA Antenna with gain 4.8 dBi
Ant. 1: PCB IFA Antenna with gain 5.6 dBi
Ant. 2: PCB IFA Antenna with gain 6.4 dBi</td></tr>
<tr><td>Type of Modulation</td><td>802.11a/n : OFDM (BPSK / QPSK / 16QAM / 64QAM)
802.11ac : OFDM (BPSK / QPSK / 16QAM / 64QAM / 256QAM)</td></tr>
<tr><td>Antenna Function Description</td><td><table>
<tr><th></th><th>Ant. 0</th><th>Ant. 1</th><th>Ant. 2</th></tr>
<tr><td>802.11 a/n/ac</td><td>V</td><td>V</td><td>V</td></tr>
<tr><td>802.11 a/n/ac MIMO</td><td>V</td><td>V</td><td>-</td></tr>
<tr><td>802.11ac TXBF</td><td>V</td><td>V</td><td>-</td></tr>
</table></td></tr>
</table>

Note: MIMO Ant. 0+1 is a calculated result from sum of the power MIMO Ant. 0 and MIMO Ant. 1.

1.3 Modification of EUT

No modifications are made to the EUT during all test items.

1.4 Testing Location

Test Site	SPORTON INTERNATIONAL INC. EMC & Wireless Communications Laboratory		
Test Site Location	No.52, Huaya 1st Rd., Guishan Dist., Taoyuan City, Taiwan (R.O.C.) TEL: +886-3-327-3456 FAX: +886-3-328-4978		
Test Site No.	**Sporton Site No.**		
	TH05-HY	CO05-HY	DFS02-HY

Note: The test site complies with ANSI C63.4 2014 requirement.

Test Site	SPORTON INTERNATIONAL INC. EMC & Wireless Communications Laboratory
Test Site Location	No.58, Aly. 75, Ln. 564, Wenhua 3rd, Rd., Guishan Dist., Taoyuan City, Taiwan (R.O.C.) TEL: +886-3-327-0868 FAX: +886-3-327-0855
Test Site No.	**Sporton Site No.**
	03CH12-HY

Note: The test site complies with ANSI C63.4 2014 requirement.

FCC designation No.: TW1190 and TW0007

1.5 Applicable Standards

According to the specifications of the manufacturer, the EUT must comply with the requirements of the following standards:

- FCC Part 15 Subpart E
- FCC KDB 789033 D02 General UNII Test Procedures New Rules v02r01.
- FCC KDB 414788 D01 Radiated Test Site v01r01.
- FCC KDB 662911 D01 Multiple Transmitter Output v02r01.
- ANSI C63.10-2013

Remark: All test items were verified and recorded according to the standards and without any deviation during the test.

2 Test Configuration of Equipment Under Test

a. The EUT has been associated with peripherals and configuration operated in a manner tended to maximize its emission characteristics in a typical application. Frequency range investigated: conduction emission (150 kHz to 30 MHz), radiation emission (9 kHz to the 10th harmonic of the highest fundamental frequency or to 40 GHz, whichever is lower). For radiated measurement, pre-scanned in two setup, without accessories and with accessories. The worst cases (without accessories) were recorded in this report.

b. AC power line Conducted Emission was tested under maximum output power.

2.1 Carrier Frequency and Channel

Frequency Band	Channel	Freq. (MHz)	Channel	Freq. (MHz)
5150-5250 MHz Band 1 (U-NII-1)	36	5180	44	5220
	38*	5190	46*	5230
	40	5200	48	5240
	42#	5210		

Frequency Band	Channel	Freq. (MHz)	Channel	Freq. (MHz)
5250-5350 MHz Band 2 (U-NII-2A)	52	5260	60	5300
	54*	5270	62*	5310
	56	5280	64	5320
	58#	5290		

Frequency Band	Channel	Freq. (MHz)	Channel	Freq. (MHz)
5470-5725 MHz Band 3 (U-NII-2C)	100	5500	112	5560
	102*	5510	116	5580
	104	5520	132	5660
	106#	5530	134*	5670
	108	5540	136	5680
	110*	5550	140	5700

Frequency Band	Channel	Freq. (MHz)	Channel	Freq. (MHz)
TDWR Channel	118*	5590	124	5620
	120	5600	126*	5630
	122#	5610	128	5640

Frequency Band	Channel	Freq. (MHz)	Channel	Freq. (MHz)
Straddle Channel	138#	5690	144	5720
	142*	5710		

Note:

1. The above Frequency and Channel in "*" were 802.11n HT40 and 802.11ac VHT40.
2. The above Frequency and Channel in "#" were 802.11ac VHT80.

2.2 Test Mode

Final test modes are considering the modulation and worse data rates as below table.

Single Mode

<Ant. 0> and <Ant. 1>

Modulation	Data Rate
802.11a	6 Mbps
802.11n HT20	MCS0
802.11n HT40	MCS0
802.11ac VHT20 (Covered by HT20)	MCS0
802.11ac VHT40 (Covered by HT40)	MCS0
802.11ac VHT80	MCS0

<Ant. 2>

Modulation	Data Rate
802.11a	6 Mbps
802.11n HT20	MCS0
802.11ac VHT20 (Covered by HT20)	MCS0

MIMO Mode

Modulation	Data Rate
802.11a	6 Mbps
802.11n HT20	MCS0
802.11n HT40	MCS0
802.11ac VHT20 (Covered by HT20)	MCS0
802.11ac VHT40 (Covered by HT40)	MCS0
802.11ac VHT80	MCS0

TXBF Mode

Modulation	Data Rate
802.11ac VHT20	MCS0
802.11ac VHT40	MCS0
802.11ac VHT80	MCS0

Test Cases	
AC Conducted Emission	Mode 1 : WLAN 1 (5GHz) Link with AP + WLAN 2 (5GHz) Link with Notebook + Bluetooth Link + Zigbee Link + Play Audio from Bluetooth Phone

Ch. #		Band I：5150-5250 MHz	Band II：5250-5350 MHz	Band III：5470-5725MHz
		802.11a	802.11a	802.11a
L	Low	36	52	100
M	Middle	44	60	116
H	High	48	64	140
Straddle		-	-	144

Ch. #		Band I：5150-5250 MHz	Band II：5250-5350 MHz	Band III：5470-5725MHz
		802.11n HT20	802.11n HT20	802.11n HT20
L	Low	36	52	100
M	Middle	44	60	116
H	High	48	64	140
Straddle		-	-	144

Ch. #		Band I：5150-5250 MHz	Band II：5250-5350 MHz	Band III：5470-5725MHz
		802.11n HT40	802.11n HT40	802.11n HT40
L	Low	38	54	102
M	Middle	-	-	110
H	High	46	62	134
Straddle		-	-	142

Ch. #		Band I：5150-5250 MHz	Band II：5250-5350 MHz	Band III：5470-5725MHz
		802.11ac VHT80	802.11ac VHT80	802.11ac VHT80
L	Low	-	-	106
M	Middle	42	58	122
H	High	-	-	-
Straddle		-	-	138

2.3 Connection Diagram of Test System

<CDD Mode>

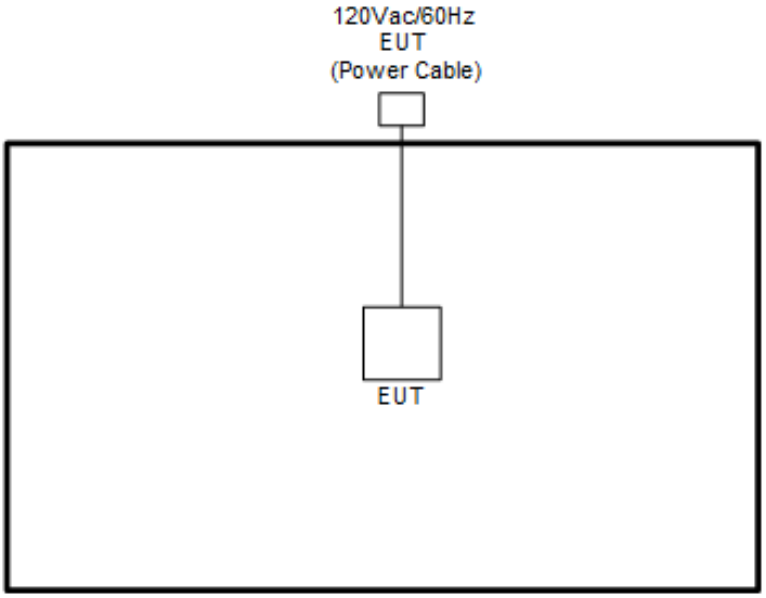

<TXBF Mode>

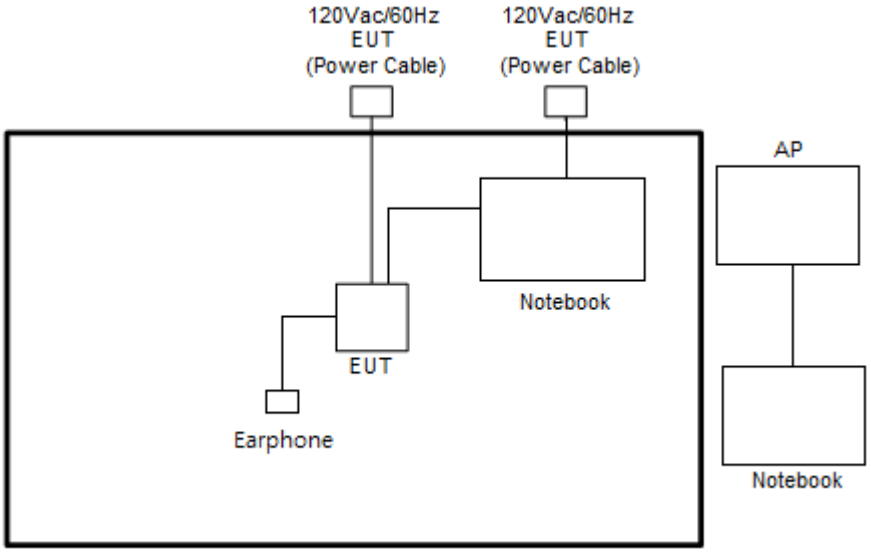

<AC Conducted Emission Mode>

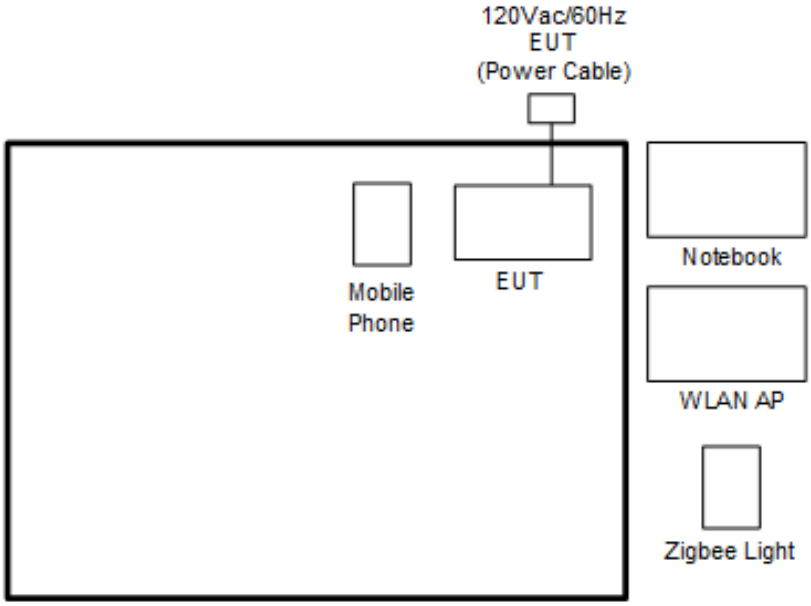

2.4 Support Unit used in test configuration and system

Item	Equipment	Trade Name	Model Name	FCC ID	Data Cable	Power Cord
1.	WLAN AP	Net Gear	R7000	FCC DoC	N/A	Unshielded,1.8m
2.	Notebook	DELL	Latitude E6320	FCC DoC/ Contains FCC ID: QDS-BRCM1054	N/A	AC I/P: Unshielded, 1.2 m DC O/P: Shielded, 1.8 m
3.	Notebook	DELL	Latitude E5570	FCC DoC	N/A	AC I/P: Unshielded, 1.2 m DC O/P: Shielded, 1.8 m
4.	Mobile Phone	Apple	A1524	FCC DoC	N/A	N/A
5.	Zigbee light	OSRAM	73674	DZO-IQHOME	N/A	N/A
6.	Notebook	Lenovo	LAPTOP-J4S01QMP	FCC DoC	N/A	N/A
7.	AP	ASUS	RT-AC66U	MSQ-RTAC66U	N/A	Unshielded, 1.8 m

2.5 EUT Operation Test Setup

The RF test items, utility “Compliance.exe Version 1.0.0.50” was installed in Notebook which was programmed in order to make the EUT get into the engineering modes to provide channel selection, power level, data rate and the application type and for continuous transmitting signals.

For TXBF mode, the modulation modes and data rates manipulated by the command lines in the engineering program made the EUT link to another EUT by power under the normal operation. The “adb” software tool was used to enable the EUT to transmit signals continuously.

2.6 Measurement Results Explanation Example

For all conducted test items:

The offset level is set in the spectrum analyzer to compensate the RF cable loss and attenuator factor between EUT conducted output port and spectrum analyzer. With the offset compensation, the spectrum analyzer reading level is exactly the EUT RF output level.

Example :

The spectrum analyzer offset is derived from RF cable loss and attenuator factor.

Offset = RF cable loss + attenuator factor.

Following shows an offset computation example with cable loss 4.2 dB and 10dB attenuator.

Offset(dB) = RF cable loss(dB) + attenuator factor(dB).

= 4.2 + 10 = 14.2 (dB)

3 Test Result

3.1 26dB & 99% Occupied Bandwidth Measurement

3.1.1 Description of 26dB & 99% Occupied Bandwidth

This section is for reporting purpose only.

There is no restriction limits for bandwidth.

For Straddle Channel, according to KDB 789033 D02 General UNII Test Procedures New Rules v02r01, if the power and PSD of the devices are uniform and comply with the lower limits specified for the U-NII-2 bands, a single measurement over the entire emission bandwidth can be performed to show compliance.

3.1.2 Measuring Instruments

See list of measuring equipment of this test report.

3.1.3 Test Procedures

1. The testing follows FCC KDB 789033 D02 General UNII Test Procedures New Rules v02r01. Section C) Emission bandwidth
2. Set RBW = approximately 1% of the emission bandwidth.
3. Set the VBW > RBW.
4. Detector = Peak.
5. Trace mode = max hold
6. Measure the maximum width of the emission that is 26 dB down from the peak of the emission. Compare this with the RBW setting of the analyzer. Readjust RBW and repeat measurement as needed until the RBW/EBW ratio is approximately 1%.
7. For 99% Bandwidth Measurement, the spectrum analyzer's resolution bandwidth (RBW) is set 1-5% of the emission bandwidth and set the Video bandwidth (VBW) ≥ 3 * RBW.
8. Measure and record the results in the test report.

3.1.4 Test Setup

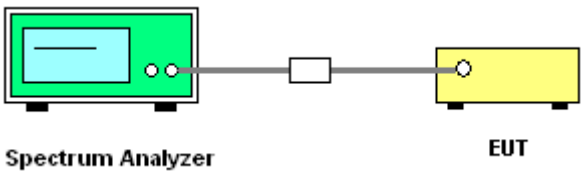

3.1.5 Test Result of 26dB & 99% Occupied Bandwidth

Please refer to Appendix A.

<CDD Mode>

Maximum 26dB Bandwidth

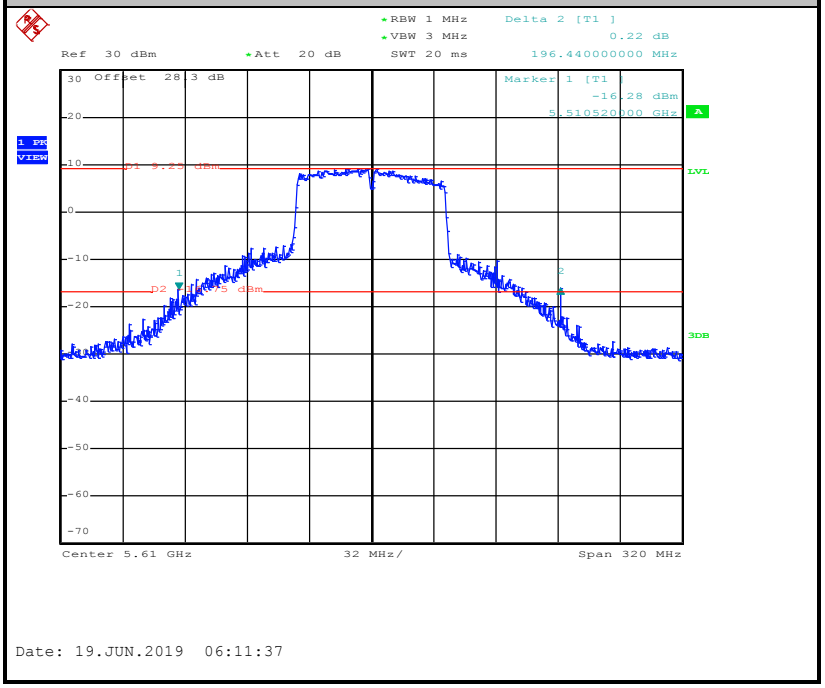

Maximum 99% Occupied Bandwidth

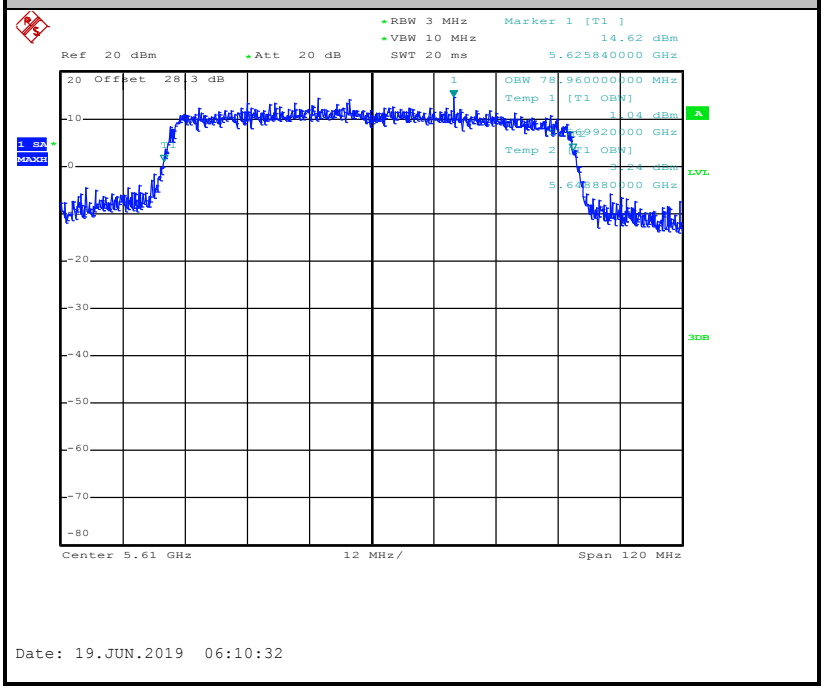

Note: The occupied channel bandwidth is maintained within the band of operation for all of the modulations.

<TXBF Modes>

Maximum 26dB Bandwidth

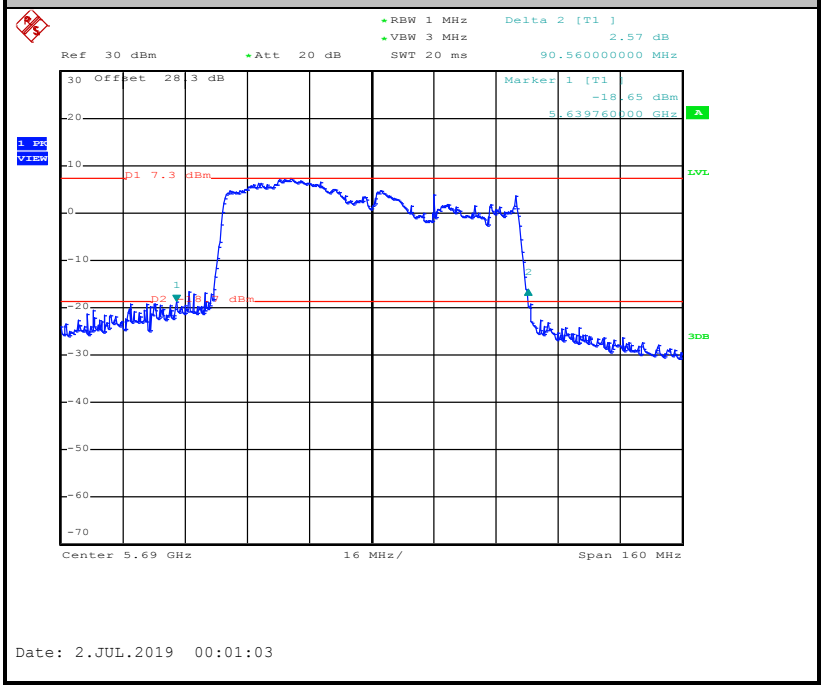

Maximum 99% Occupied Bandwidth

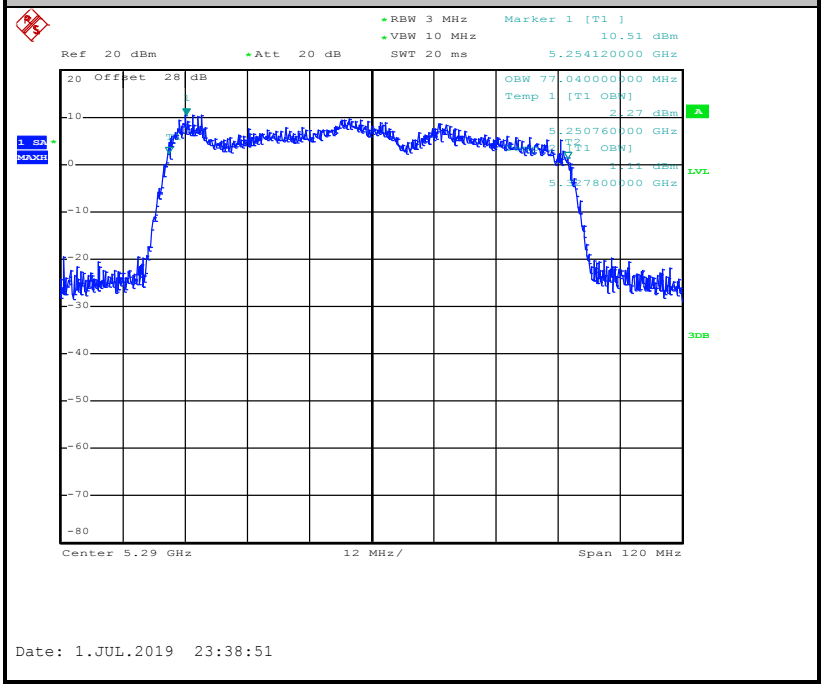

Note: The occupied channel bandwidth is maintained within the band of operation for all of the modulations.

3.2 Maximum Conducted Output Power Measurement

3.2.1 Limit of Maximum Conducted Output Power

<FCC 14-30 CFR 15.407>

For the 5.15–5.25 GHz bands:

- For mobile and portable client devices in the 5.15–5.25 GHz band, the maximum conducted output power over the frequency band of operation shall not exceed 250 mW. For an indoor access point operating in the band 5.15-5.25 GHz, the maximum conducted output power over the frequency band of operation shall not exceed 1 W.

For the 5.25–5.725 GHz bands:

- The maximum conducted output power over the frequency bands of operation shall not exceed the lesser of 250 mW or 11 dBm 10 log B, where B is the 26 dB emission bandwidth in megahertz.

For Straddle Channel, according to KDB 789033 D02 General UNII Test Procedures New Rules v02r01, if the power and PSD of the devices are uniform and comply with the lower limits specified for the U-NII-2 bands, a single measurement over the entire emission bandwidth can be performed to show compliance.

If transmitting antennas of directional gain greater than 6 dBi are used, the peak output power shall be reduced by the amount in dB that the directional gain of the antenna exceeds 6 dBi.

Note that U-NII-2 band, devices with a maximum e.i.r.p. greater than 500 mW shall implement TPC in order to have the capability to operate at least 6 dB below the maximum permitted e.i.r.p. of 1 W.

3.2.2 Measuring Instruments

See list of measuring equipment of this test report.

3.2.3 Test Procedures

<CDD Modes>

The testing follows Method PM-G of FCC KDB 789033 D02 General UNII Test Procedures New Rules v02r01.

Method PM-G (Measurement using an RF average power meter):

1. Measurement is performed using a wideband RF power meter.
2. The EUT is configured to transmit at its maximum power control level.
3. Measure the average power of the transmitter
4. Since the measurement is made only during the ON time of the transmitter, no duty cycle correction factor is required.

<TXBF Modes>

The testing follows Method PM-G of FCC KDB 789033 D02 General UNII Test Procedures New Rules v02r01 for TXBF modes.

Method PM-G (Measurement using a gated RF average power meter):

1. Measurement is performed using a wideband RF power meter.
2. The EUT is configured to transmit at its maximum power control level.
3. Measure the average power of the transmitter
4. Since the measurement is made only during the ON time of the transmitter, no duty cycle correction factor is required.

For Straddle Channel, according to KDB 789033 D02 General UNII Test Procedures New Rules v02r01, if the power and PSD of the devices are uniform and comply with the lower limits specified for the U-NII-2 bands, a single measurement over the entire emission bandwidth can be performed to show compliance.

3.2.4 Test Setup

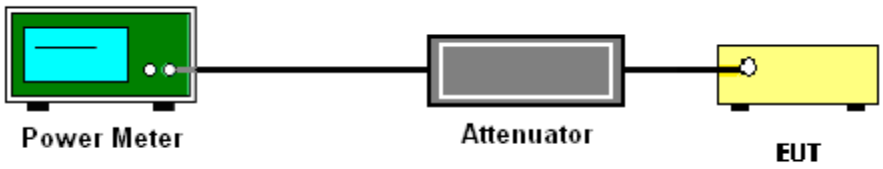

3.2.5 Test Result of Maximum Conducted Output Power

Please refer to Appendix A.

3.3 Power Spectral Density Measurement

3.3.1 Limit of Power Spectral Density

<FCC 14-30 CFR 15.407>

For the 5.15–5.25 GHz bands:

For mobile and portable client devices in the 5.15–5.25 GHz band, the maximum power spectral density shall not exceed 11 dBm in any 1.0 MHz band. For an indoor access point operating in the band 5.15-5.25 GHz, the maximum power spectral density shall not exceed 17 dBm in any 1.0 MHz band.

For the 5.25–5.725 GHz bands:

The maximum power spectral density shall not exceed 11 dBm in any 1.0 MHz band.

For Straddle Channel, according to KDB 789033 D02 General UNII Test Procedures New Rules v02r01, if the power and PSD of the devices are uniform and comply with the lower limits specified for the U-NII-2 bands, a single measurement over the entire emission bandwidth can be performed to show compliance.

If transmitting antennas of directional gain greater than 6 dBi are used, the peak output power shall be reduced by the amount in dB that the directional gain of the antenna exceeds 6 dBi.

3.3.2 Measuring Instruments

See list of measuring equipment of this test report.

3.3.3 Test Procedures

The testing follows FCC KDB 789033 D02 General UNII Test Procedures New Rules v02r01. Section F) Maximum power spectral density.

<CDD Modes>

 # Method SA-2 #

(trace averaging across on and off times of the EUT transmissions, followed by duty cycle correction).

- Measure the duty cycle.
- Set span to encompass the entire emission bandwidth (EBW) of the signal.
- Set RBW = 1 MHz.
- Set VBW ≥ 3 MHz.
- Number of points in sweep ≥ 2 Span / RBW.
- Sweep time = auto.
- Detector = RMS
- Trace average at least 100 traces in power averaging mode.
- Add 10 log(1/x), where x is the duty cycle, to the measured power in order to compute the average power during the actual transmission times. For example, add 10 log(1/0.25) = 6 dB if the duty cycle is 25 percent.

<TXBF Modes>

 # Method SA-3 #

(power averaging (rms) detection with max hold):

- Set span to encompass the entire emission bandwidth (EBW) of the signal.
- Set RBW = 1 MHz.
- Set VBW ≥ 3 MHz
- Number of points in sweep ≥ 2 Span / RBW.
- Sweep time ≤ (number of points in sweep) × T, when duty cycle is less than 98 percent where T is the minimum transmission duration over which the transmitter is on and is transmitting at its maximum power control level for the tested mode of operation.
- Detector = power averaging (rms).
- Trace mode = max hold.
- Allow max hold to run for at least 60 seconds, or longer as needed to allow the trace to stabilize.

1. The RF output of EUT was connected to the spectrum analyzer by a low loss cable.
2. Each plot has already offset with cable loss, and attenuator loss. Measure the PPSD and record it.
3. For MIMO mode, calculation method follows FCC KDB 662911 D01 Multiple Transmitter Output v02r01.

   Method (a): Measure and sum the spectra across the outputs.

   The total final Power Spectral Density is from a device with 3 transmitter outputs. The spectrum measurements of the individual outputs are all performed with the same span and number of points; the spectrum value in the first spectral bin of output 1 is summed with that in the first spectral bin of output 2 and output 3 to obtain the value for the first frequency bin of the summed spectrum.

3.3.4 Test Setup

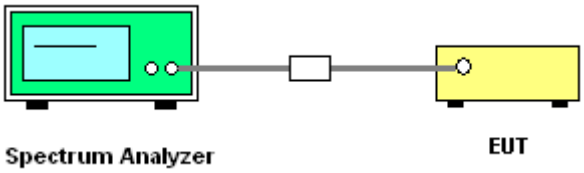

3.3.5 Test Result of Power Spectral Density

Please refer to Appendix A.

<CDD Modes>

Worst Case Power Density (dBm/MHz)

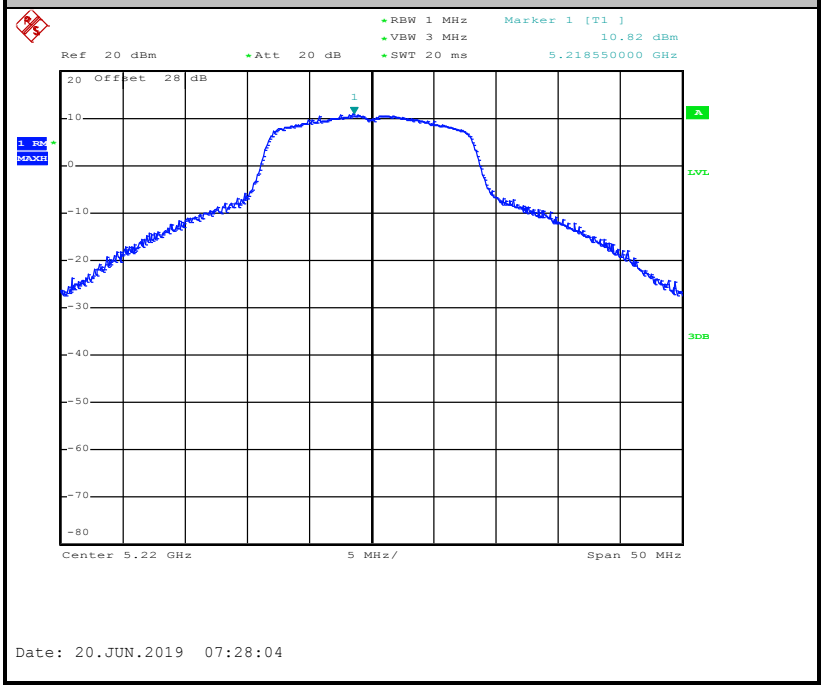

Note: Average Power Density (dB) = Measured value+ Duty Factor

<TXBF Modes>

Worst Case Power Density (dBm/MHz)

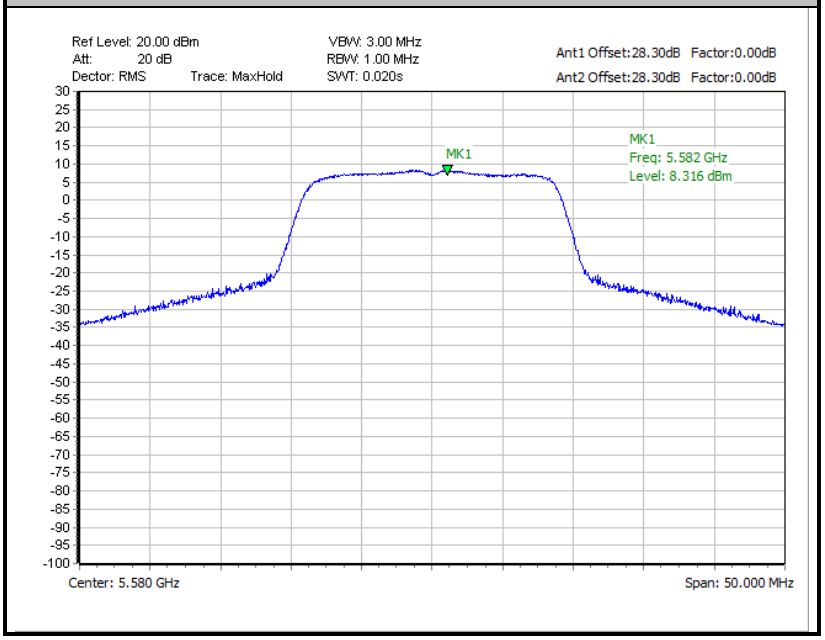

3.4 Unwanted Emissions Measurement

This section is to measure unwanted emissions through radiated measurement for band edge spurious emissions and out of band emissions measurement.

3.4.1 Limit of Unwanted Emissions

(1) For transmitters operating in the 5150-5250 MHz band: all emissions outside of the 5150-5350 MHz band shall not exceed an EIRP of –27dBm/MHz.

For transmitters operating in the 5250-5350 MHz band: all emissions outside of the 5150-5350 MHz band shall not exceed an EIRP of -27 dBm/MHz. Devices operating in the 5250-5350 MHz band that generate emissions in the 5150-5250 MHz band must meet all applicable technical requirements for operation in the 5150-5250 MHz band (including indoor use) or alternatively meet an out-of-band emission EIRP limit of -27 dBm/MHz in the 5150-5250 MHz band.

For transmitters operating in the 5470-5600 MHz and 5650-5725MHz band: all emissions outside of the 5470-5600 MHz and 5650-5725MHz band shall not exceed an EIRP of -27 dBm/MHz.

(2) Unwanted spurious emissions fallen in restricted bands shall comply with the general field strength limits as below table:

Frequency (MHz)	Field Strength (microvolts/meter)	Measurement Distance (meters)
0.009 – 0.490	2400/F(kHz)	300
0.490 – 1.705	24000/F(kHz)	30
1.705 – 30.0	30	30
30 – 88	100	3
88 – 216	150	3
216 - 960	200	3
Above 960	500	3

Note: The following formula is used to convert the EIRP to field strength.

$$E=\frac{1000000\sqrt{30P}}{3}$$ μV/m, where P is the eirp (Watts)

EIRP (dBm)	Field Strength at 3m (dBμV/m)
- 27	68.3

(3) KDB789033 D02 v02r01 G)2)c)

(i) Section 15.407(b)(1) to (b)(3) specify the unwanted emission limits for the U-NII-1 and U-NII-2 bands. As specified, emissions above 1000 MHz that are outside of the restricted bands are subject to a peak emission limit of -27 dBm/MHz.3

(ii) Section 15.407(b)(4) specifies the unwanted emission limit for the U-NII-3 band. A band emissions mask is specified in Section 15.407(b)(4)(i). The emission limits are in terms of a Peak detector. An alternative to the band emissions mask is specified in Section 15.407(b)(4)(ii). The alternative limits are based on the highest antenna gain specified in the filing. There are also marketing and importation restrictions for the devices using the alternative limit.[4]

Note 3: An out-of-band emission that complies with both the average and peak limits of Section 15.209 is not required to satisfy the -27 dBm/MHz peak emission limit.

Note 4: Only devices with antenna gains of 10 dBi or less may be approved using the emission limits specified in Section 15.247(d) till March 2, 2018; all other devices operating in this band must use the mask specified in Section 15.407(b)(4)(i).

3.4.2 Measuring Instruments

See list of measuring equipment of this test report.

3.4.3 Test Procedures

1. The testing follows FCC KDB 789033 D02 General UNII Test Procedures New Rules v02r01.

   Section G) Unwanted emissions measurement.

   (1) Procedure for Unwanted Emissions Measurements Below 1000MHz

   - RBW = 120 kHz
   - VBW = 300 kHz
   - Detector = Peak
   - Trace mode = max hold

   (2) Procedure for Peak Unwanted Emissions Measurements Above 1000 MHz

   - RBW = 1 MHz
   - VBW ≥ 3 MHz
   - Detector = Peak
   - Sweep time = auto
   - Trace mode = max hold

(3) Procedures for Average Unwanted Emissions Measurements Above 1000MHz

- RBW = 1 MHz
- VBW = 10 Hz, when duty cycle is no less than 98 percent.
- VBW ≥ 1/T, when duty cycle is less than 98 percent where T is the minimum transmission duration over which the transmitter is on and is transmitting at its maximum power control level for the tested mode of operation.

2. The EUT was placed on a turntable with 0.8 meter for frequency below 1GHz and 1.5 meter for frequency above 1GHz respectively above ground.
3. The EUT was set 3 meters from the interference receiving antenna which was mounted on the top of a variable height antenna tower.
4. The antenna is a broadband antenna and its height is adjusted between one meter and four meters above ground to find the maximum value of the field strength for both horizontal polarization and vertical polarization of the antenna.
5. For each suspected emission, the EUT was arranged to its worst case and then adjust the antenna tower (from 1 m to 4 m) and turntable (from 0 degree to 360 degrees) to find the maximum reading.
6. For testing below 1GHz, if the emission level of the EUT in peak mode was 3 dB lower than the limit specified, then peak values of EUT will be reported, otherwise, the emissions will be repeated one by one using the CISPR quasi-peak method and reported.
7. For testing above 1GHz, the emission level of the EUT in peak mode was 20dB lower than average limit (that means the emission level in average mode also complies with the limit in average mode), then peak values of EUT will be reported, otherwise, the emissions will be measured in average mode again and reported.

3.4.4 Test Setup

For radiated emissions below 30MHz

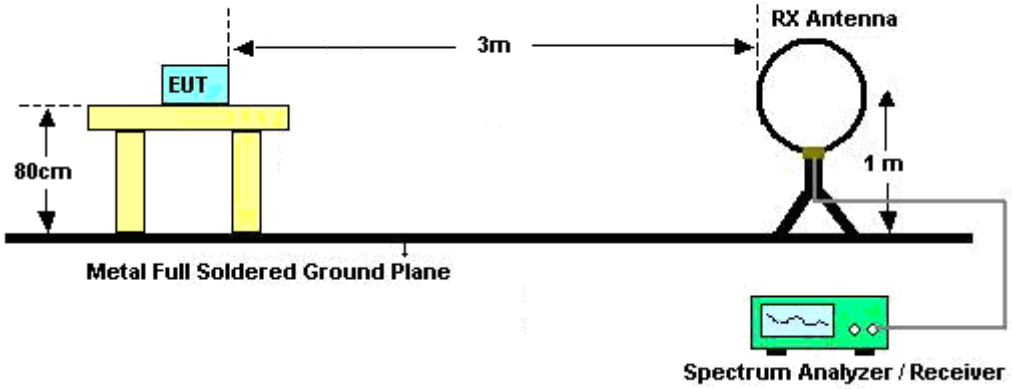

For radiated emissions from 30MHz to 1GHz

<CDD Mode>

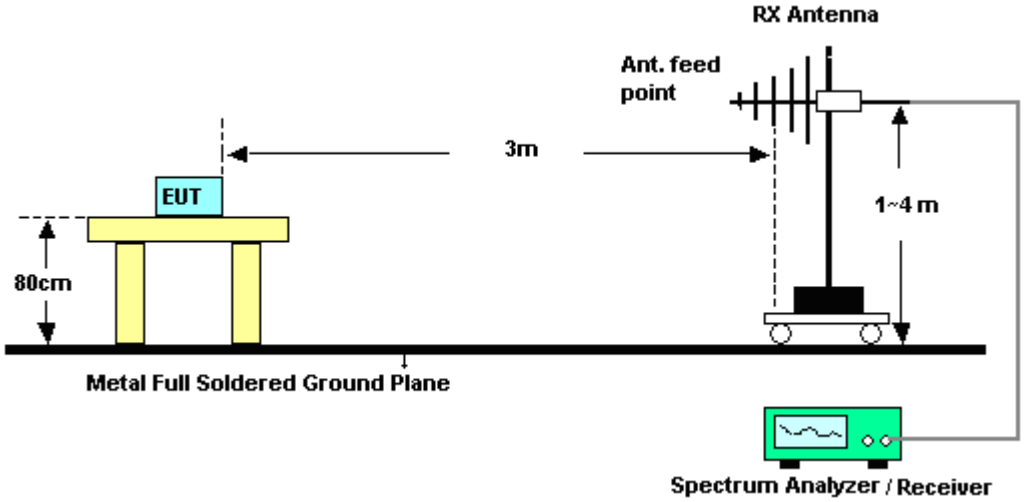

<TXBF Modes>

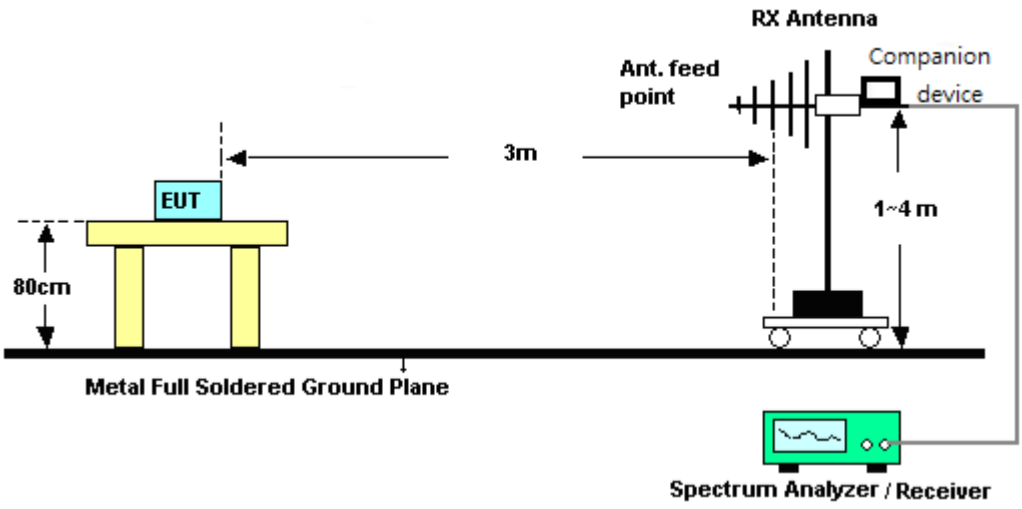

For radiated emissions above 1GHz

<CDD Mode>

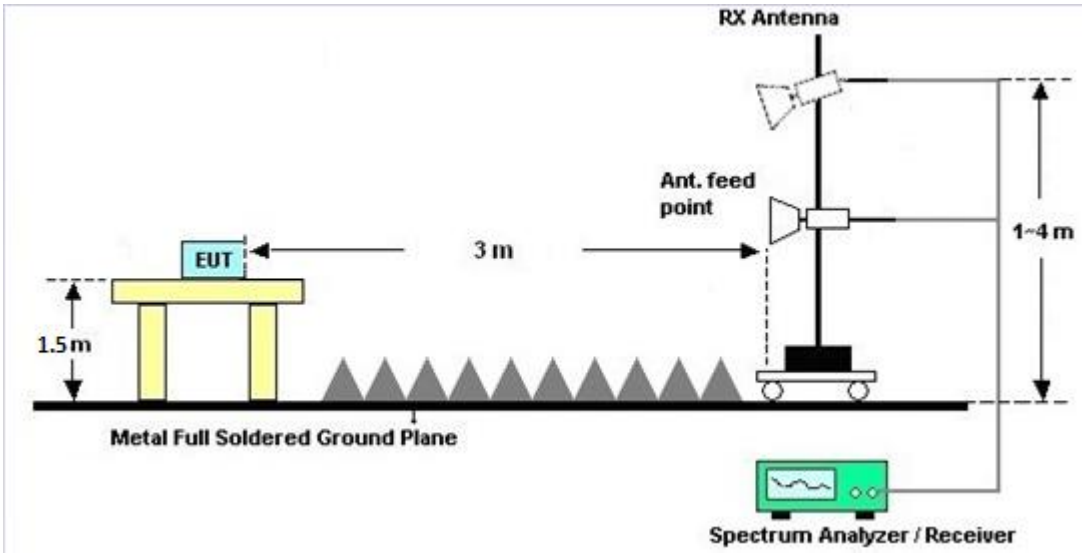

<TXBF Modes>

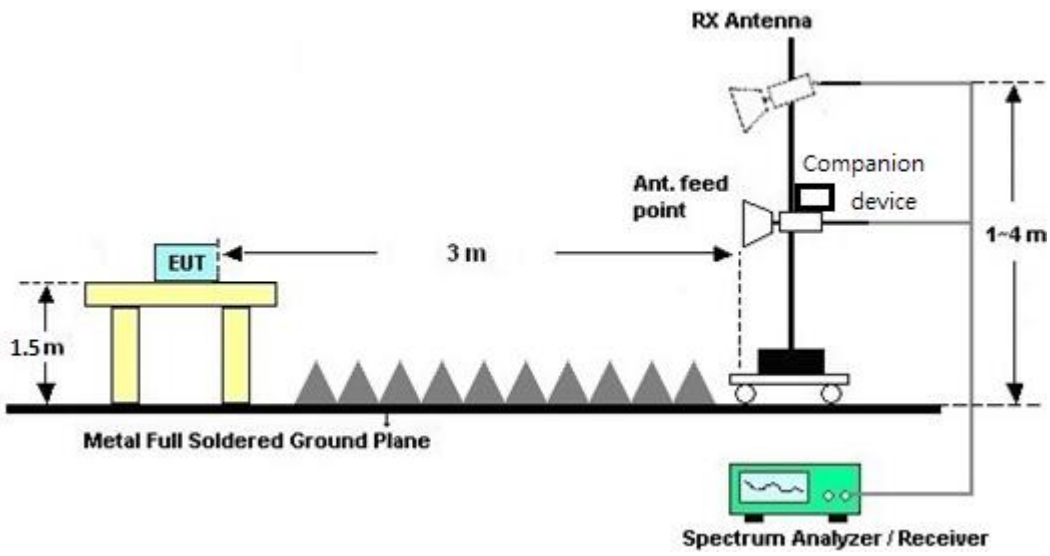

3.4.5 Test Results of Radiated Spurious Emissions (9 kHz ~ 30 MHz)

The low frequency, which started from 9 kHz to 30MHz, was pre-scanned and the result which was 20dB lower than the limit line was not reported.

There is a comparison data of both open-field test site and alternative test site - semi-Anechoic chamber according to 414788 D01 Radiated Test Site v01r01, and the result came out very similar.

3.4.6 Test Result of Radiated Spurious at Band Edges

Please refer to Appendix C and D.

3.4.7 Duty Cycle

Please refer to Appendix E.

3.4.8 Test Result of Radiated Spurious Emissions (30MHz ~ 10th Harmonic)

Please refer to Appendix C and D.

3.5 AC Conducted Emission Measurement

3.5.1 Limit of AC Conducted Emission

For equipment that is designed to be connected to the public utility (AC) power line, the radio frequency voltage that is conducted back onto the AC power line on any frequency or frequencies within the band 150 kHz to 30 MHz shall not exceed the limits in the following table.

Frequency of emission (MHz)	Conducted limit (dBμV)	
	Quasi-peak	Average
0.15-0.5	66 to 56*	56 to 46*
0.5-5	56	46
5-30	60	50

*Decreases with the logarithm of the frequency.

3.5.2 Measuring Instruments

See list of measuring equipment of this test report.

3.5.3 Test Procedures

1. The EUT was placed 0.4 meter from the conducting wall of the shielding room was kept at least 80 centimeters from any other grounded conducting surface.
2. Connect EUT to the power mains through a line impedance stabilization network (LISN).
3. All the support units are connecting to the other LISN.
4. The LISN provides 50 ohm coupling impedance for the measuring instrument.
5. The FCC states that a 50 ohm, 50 microhenry LISN should be used.
6. Both sides of AC line were checked for maximum conducted interference.
7. The frequency range from 150 kHz to 30 MHz was searched.
8. Set the test-receiver system to Peak Detect Function and specified bandwidth with Maximum Hold Mode.

3.5.4 Test Setup

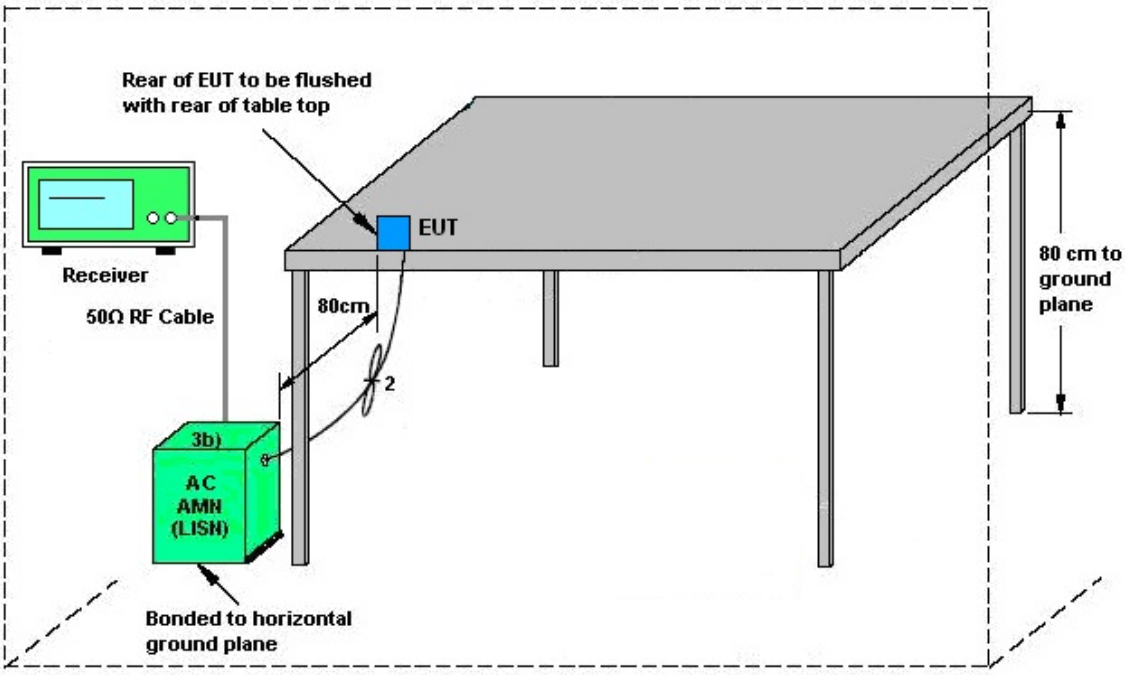

AMN = Artificial mains network (LISN)
AE = Associated equipment
EUT = Equipment under test
ISN = Impedance stabilization network

3.5.5 Test Result of AC Conducted Emission

Please refer to Appendix B.

3.6 Automatically Discontinue Transmission

3.6.1 Limit of Automatically Discontinue Transmission

The device shall automatically discontinue transmission in case of either absence of information to transmit or operational failure. These provisions are not intended to preclude the transmission of control or signaling information or the use of repetitive codes used by certain digital technologies to complete frame or burst intervals. Applicants shall include in their application for equipment authorization to describe how this requirement is met.

3.6.2 Measuring Instruments

See list of measuring equipment of this test report.

3.6.3 Test Result of Automatically Discontinue Transmission

EUT is verified this characteristic during the function check of normal sample associated with an access point:

A. Information start: make EUT supply information to the access point.

B. Information stop: stop supplying information to the access point.

While the EUT is not transmitting any information, the EUT can automatically discontinue transmission and become standby mode for power saving.

C. Information start: make EUT supply information to the access point again.

The EUT can detect the controlling signal of ACK message transmitting from remote device and verify whether it shall resend or discontinue transmission.

5180MHz

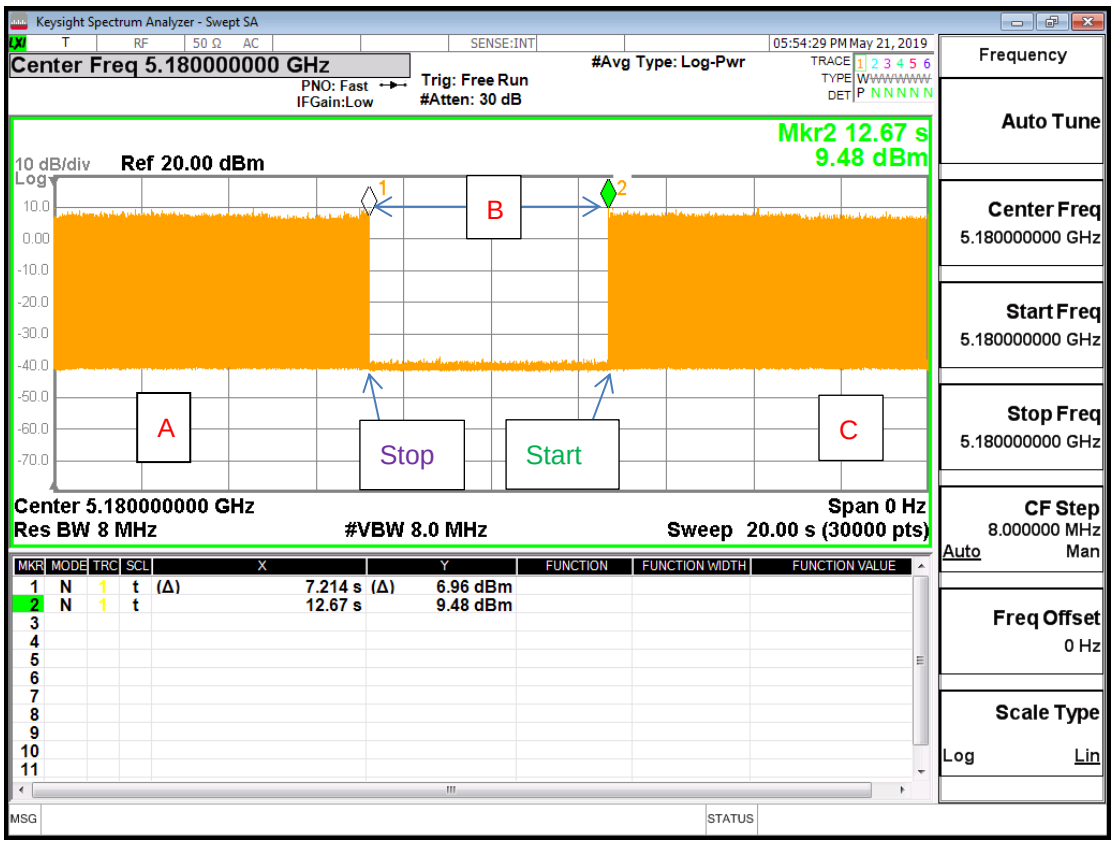

Note : The control / signalling information during the period B is precluded.

3.7 Antenna Requirements

3.7.1 Standard Applicable

If transmitting antenna directional gain is greater than 6 dBi, both the peak transmit power and the peak power spectral density shall be reduced by the amount in dB that the directional gain of the antenna exceeds 6 dBi.

3.7.2 Antenna Anti-Replacement Construction

An embedded-in antenna design is used.

3.7.3 Antenna Gain

For <Antenna 0> and <Antenna 1>

<CDD Modes >

FCC KDB 662911 D01 Multiple Transmitter Output v02r01

For CDD transmissions, directional gain is calculated as

Directional gain = GANT + Array Gain, where Array Gain is as follows.

For power spectral density (PSD) measurements on all devices,

Array Gain = 10 log(NANT/NSS=1) dB.

For power measurements on IEEE 802.11 devices,

Array Gain = 0 dB (i.e., no array gain) for NANT ≤ 4.

Directional gain may be calculated by using the formulas applicable to equal gain antennas with GANT set equal to the gain of the antenna having the highest gain;

The EUT supports CDD mode.

For power, the directional gain GANT is set equal to the antenna having the highest gain, i.e., F)2)f)i).

For PSD, the directional gain calculation is following F)2)f)ii) of KDB 662911 D01 v02r01.

The power and PSD limit should be modified if the directional gain of EUT is over 6 dBi,

The directional gain “DG” is calculated as following table.

<CDD Modes>

	Ant. 0 (dBi)	Ant. 1 (dBi)	DG for Power (dBi)	DG for PSD (dBi)	Power Limit Reduction (dB)	PSD Limit Reduction (dB)
Band I	5.30	4.90	5.30	8.11	0.00	2.11
Band II	5.70	5.30	5.70	8.51	0.00	2.51
Band III	4.80	5.60	5.60	8.22	0.00	2.22

Power limit reduction = Composite gain – 6dBi, (min = 0)

PSD limit reduction = Composite gain + PSD Array gain – 6dBi, (min = 0)

<TXBF Modes>

FCC KDB 662911 D01 Multiple Transmitter Output v02r01

For CDD transmissions, directional gain is calculated as

$$DirectionalGain = 10 \cdot \log \left[\frac{\sum_{j=1}^{N_{SS}} \left\{ \sum_{k=1}^{N_{ANT}} g_{j,k} \right\}^2}{N_{ANT}} \right]$$

where

Each antenna is driven by no more than one spatial stream;

N_{SS} = the number of independent spatial streams of data;

N_{ANT} = the total number of antennas

$g_{j,k} = 10^{G_k/20}$ if the kth antenna is being fed by spatial stream j, or zero if it is not;

G_k is the gain in dBi of the kth antenna.

The EUT supports beamforming for 802.11ac modes.

The directional gain calculation is following F)2)e)ii) of KDB 662911 D01 v02r01.

The power and PSD limit should be modified if the directional gain of EUT is over 6 dBi,

The directional gain "DG" is calculated as following table.

	Ant. 0 (dBi)	Ant. 1 (dBi)	DG for Power (dBi)	DG for PSD (dBi)	Power Limit Reduction (dB)	PSD Limit Reduction (dB)
Band I	5.30	4.90	8.11	8.11	2.11	2.11
Band II	5.70	5.30	8.51	8.51	2.51	2.51
Band III	4.80	5.60	8.22	8.22	2.22	2.22

Power Limit Reduction = DG(Power) – 6dBi, (min = 0)

PSD Limit Reduction = DG(PSD) – 6dBi, (min = 0)

For <Antenna 2>

<CDD Modes >

The antenna peak gain of EUT is less than 6 dBi. Therefore, it is not necessary to reduce maximum peak output power limit.

4 List of Measuring Equipment

Instrument	Manufacturer	Model No.	Serial No.	Characteristics	Calibration Date	Test Date	Due Date	Remark
Spectrum Analyzer	Keysight	N9010A	MY56070412	10Hz~7GHz	Aug. 16, 2018	May 21, 2019	Aug. 15, 2019	DFS (DFS02-HY)
AC Power Source	ChainTek	APC-1000W	N/A	N/A	N/A	Jul. 10, 2019	N/A	Conduction (CO05-HY)
EMI Test Receiver	Rohde & Schwarz	ESR3	102388	9kHz~3.6GHz	Nov. 12, 2018	Jul. 10, 2019	Nov. 11, 2019	Conduction (CO05-HY)
LISN	Rohde & Schwarz	ENV216	100080	9kHz~30MHz	Nov. 14, 2018	Jul. 10, 2019	Nov. 13, 2019	Conduction (CO05-HY)
LISN	Rohde & Schwarz	ENV216	100081	9kHz~30MHz	Nov. 09, 2018	Jul. 10, 2019	Nov. 08, 2019	Conduction (CO05-HY)
Software	Rohde & Schwarz	EMC32 V10.30	N/A	N/A	N/A	Jul. 10, 2019	N/A	Conduction (CO05-HY)
LF Cable	HUBER + SUHNER	RG-214/U	LF01	N/A	Dec. 31, 2018	Jul. 10, 2019	Dec. 30, 2019	Conduction (CO05-HY)
Pulse Limiter	Rohde & Schwarz	ESH3-Z2	100851	N/A	Dec. 31, 2018	Jul. 10, 2019	Dec. 30, 2019	Conduction (CO05-HY)
Loop Antenna	Rohde & Schwarz	HFH2-Z2	100488	9 kHz~30 MHz	Jan. 07, 2019	Apr. 25, 2019~ Jun. 27, 2019	Jan. 06, 2020	Radiation (03CH12-HY)
Bilog Antenna	TESEQ	CBL 6111D&00800 N1D01N-06	37059&01	30MHz~1GHz	Oct. 13, 2018	Apr. 25, 2019~ Jun. 27, 2019	Oct. 12, 2019	Radiation (03CH12-HY)
Horn Antenna	SCHWARZBECK	BBHA 9120D	9120D-1328	1GHz ~ 18GHz	Nov. 09, 2018	Apr. 25, 2019~ Jun. 27, 2019	Nov. 08, 2019	Radiation (03CH12-HY)
SHF-EHF Horn Antenna	SCHWARZBECK	BBHA 9170	BBHA9170584	18GHz ~ 40GHz	Dec. 05, 2018	Apr. 25, 2019~ Jun. 27, 2019	Dec. 04, 2019	Radiation (03CH12-HY)
Preamplifier	COM-POWER	PA-103	161075	10MHz~1GHz	Mar. 25, 2019	Apr. 25, 2019~ Jun. 27, 2019	Mar. 24, 2020	Radiation (03CH12-HY)
Preamplifier	Keysight	83017A	MY53270080	1GHz~26.5GHz	Nov. 14, 2018	Apr. 25, 2019~ Jun. 27, 2019	Nov. 13, 2020	Radiation (03CH12-HY)
Preamplifier	Jet-Power	JPA0118-55-303	1710001800055007	1GHz~18GHz	Apr. 01, 2019	Apr. 25, 2019~ Jun. 27, 2019	Mar. 31, 2020	Radiation (03CH12-HY)
Preamplifier	EMEC	EM18G40G	060715	18GHz ~ 40GHz	Dec. 06, 2018	Apr. 25, 2019~ Jun. 27, 2019	Dec. 05, 2019	Radiation (03CH12-HY)
EMI Test Receiver	Rohde & Schwarz	ESU26	100390	20Hz~26.5GHz	Dec. 26, 2018	Apr. 25, 2019~ Jun. 27, 2019	Dec. 25, 2019	Radiation (03CH12-HY)
Spectrum Analyzer	Keysight	N9010A	MY55370526	10Hz~44GHz	Mar. 19, 2019	Apr. 25, 2019~ Jun. 27, 2019	Mar. 18, 2020	Radiation (03CH12-HY)
Filter	Wainwright	WLK4-1000-1530-6000-40SS	SN11	1 GHz Lowpass	Sep. 16, 2018	Apr. 25, 2019~ Jun. 27, 2019	Sep. 15, 2019	Radiation (03CH12-HY)
Filter	Woken	WHKX8-5272.5-6750-18000-40ST	SN2	6.75G Highpass	Sep. 17, 2018	Apr. 25, 2019~ Jun. 27, 2019	Sep.16, 2019	Radiation (03CH12-HY)
RF Cable	HUBER + SUHNER	SUCOFLEX 126E	0058/126E	30M-18G	Mar. 13, 2019	Apr. 25, 2019~ Jun. 27, 2019	Mar. 12, 2020	Radiation (03CH12-HY)
RF Cable	HUBER + SUHNER	SUCOFLEX 102	505134/2	30M~40GHz	Oct. 16, 2018	Apr. 25, 2019~ Jun. 27, 2019	Oct. 15, 2019	Radiation (03CH12-HY)
RF Cable	HUBER + SUHNER	SUCOFLEX 102	800740/2	30M~40GHz	Oct. 16, 2018	Apr. 25, 2019~ Jun. 27, 2019	Oct. 15, 2019	Radiation (03CH12-HY)
Antenna Mast	EMEC	AM-BS-4500-B	N/A	1m~4m	N/A	Apr. 25, 2019~ Jun. 27, 2019	N/A	Radiation (03CH12-HY)
Turn Table	EMEC	TT2000	N/A	0~360 Degree	N/A	Apr. 25, 2019~ Jun. 27, 2019	N/A	Radiation (03CH12-HY)
Software	Audix	E3 6.2009-8-24	RK-000989	N/A	N/A	Apr. 25, 2019~ Jun. 27, 2019	N/A	Radiation (03CH12-HY)

Instrument	Manufacturer	Model No.	Serial No.	Characteristics	Calibration Date	Test Date	Due Date	Remark
<CDD Mode>								
Power Sensor	DARE	RPR3006W	13I00030SNO32	9kHz~6GHz	Dec. 03, 2018	Apr. 26, 2019~ Jul. 15, 2019	Dec. 02, 2019	Conducted (TH05-HY)
Spectrum Analyzer	Rohde & Schwarz	FSP40	100057	9kHz-40GHz	Nov. 21, 2018	Apr. 26, 2019~ Jul. 15, 2019	Nov. 20, 2019	Conducted (TH05-HY)
Switch Box & RF Cable	Burgeon	ETF-058	EC1208382	N/A	Mar. 27, 2019	Apr. 26, 2019~ Jul. 15, 2019	Mar. 26, 2020	Conducted (TH05-HY)
<TXBF Mode>								
Power Sensor	DARE	RPR3006W	16I00054SNO10	10MHz~6GHz	Dec. 19, 2018	Jun. 13, 2019~ Jul. 09, 2019	Dec. 18, 2019	Conducted (TH05-HY)
Spectrum Analyzer	Rohde & Schwarz	FSP40	100057	9kHz-40GHz	Nov. 21, 2018	Jun. 13, 2019~ Jul. 09, 2019	Nov. 20, 2019	Conducted (TH05-HY)
Switch Box & RF Cable	EM	EMSW18	SW1070903	N/A	Dec. 19, 2018	Jun. 13, 2019~ Jul. 09, 2019	Dec. 18, 2019	Conducted (TH05-HY)

5 Uncertainty of Evaluation

Uncertainty of Conducted Emission Measurement (150kHz ~ 30MHz)

Measuring Uncertainty for a Level of Confidence of 95% (U = 2Uc(y))	2.20

Uncertainty of Radiated Emission Measurement (30 MHz ~ 1000 MHz)

Measuring Uncertainty for a Level of Confidence of 95% (U = 2Uc(y))	5.10

Uncertainty of Radiated Emission Measurement (1000 MHz ~ 18000 MHz)

Measuring Uncertainty for a Level of Confidence of 95% (U = 2Uc(y))	5.20

Uncertainty of Radiated Emission Measurement (18000 MHz ~ 40000 MHz)

Measuring Uncertainty for a Level of Confidence of 95% (U = 2Uc(y))	4.70

Appendix A. Test Result of Conducted Test Items

<For CDD Mode>

Test Engineer:	Richard Qiu / Luffy Lin / AnAn Wu	Temperature:	21~25	°C
Test Date:	2019/4/26~2019/7/15	Relative Humidity:	51~54	%

Report Number : FR8O0521-02E

TEST RESULTS DATA
26dB and 99% OBW

Band I														
Mod.	Data Rate	NTX	CH.	Freq. (MHz)	99% Bandwidth (MHz)		26 dB Bandwidth (MHz)		IC 99% Bandwidth Power Limit (dBm)		IC 99% Bandwidth EIRP Limit (dBm)			Note
					Ant 0	Ant 1	Ant 0	Ant 1	Ant 0	Ant 1	Ant 0	Ant 1		
11a	6Mbps	1	36	5180	17.15	22.60	37.55	42.30	-		22.34	23.01		
11a	6Mbps	1	44	5220	22.25	21.30	42.75	41.65	-		23.01	23.01		
11a	6Mbps	1	48	5240	18.25	19.10	40.10	40.50	-		22.61	22.81		
HT20	MCS0	1	36	5180	18.00	23.65	38.35	45.00	-		22.55	23.01		
HT20	MCS0	1	44	5220	23.40	23.50	44.80	46.45	-		23.01	23.01		
HT20	MCS0	1	48	5240	19.40	18.75	43.10	42.35	-		22.88	22.73		
HT40	MCS0	1	38	5190	36.50	36.60	41.93	62.64	-		23.01	23.01		
HT40	MCS0	1	46	5230	38.70	38.80	84.71	82.70	-		23.01	23.01		
VHT80	MCS0	1	42	5210	77.16	77.28	81.69	81.44	-		23.01	23.01		
11a	6Mbps	2	36	5180	16.75	16.65	28.30	30.60	-		22.21			
11a	6Mbps	2	44	5220	16.75	16.65	29.70	26.10	-		22.21			
11a	6Mbps	2	48	5240	16.75	16.70	30.05	28.20	-		22.23			
HT20	MCS0	2	36	5180	17.85	17.80	36.50	36.05	-		22.50			
HT20	MCS0	2	44	5220	17.85	17.80	36.50	34.55	-		22.50			
HT20	MCS0	2	48	5240	16.75	17.90	33.80	35.75	-		22.24			
HT40	MCS0	2	38	5190	36.50	36.50	41.53	41.24	-		23.01			
HT40	MCS0	2	46	5230	39.20	39.50	85.12	87.39	-		23.01			
VHT80	MCS0	2	42	5210	77.16	77.16	81.79	81.60	-		23.01			

TEST RESULTS DATA
Average Power Table

FCC Band I													
Mod.	Data Rate	NTX	CH.	Freq. (MHz)	Average Conducted Power (dBm)			FCC Conducted Power Limit (dBm)		DG (dBi)			Pass/Fail
					Ant 0	Ant 1	SUM	Ant 0	Ant 1	Ant 0	Ant 1		
11a	6Mbps	1	36	5180	17.00	19.10		24.00	24.00	5.30	4.90		Pass
11a	6Mbps	1	44	5220	18.90	18.70		24.00	24.00	5.30	4.90		Pass
11a	6Mbps	1	48	5240	17.70	18.10		24.00	24.00	5.30	4.90		Pass
HT20	MCS0	1	36	5180	16.60	19.10		24.00	24.00	5.30	4.90		Pass
HT20	MCS0	1	44	5220	18.80	19.30		24.00	24.00	5.30	4.90		Pass
HT20	MCS0	1	48	5240	17.70	17.90		24.00	24.00	5.30	4.90		Pass
HT40	MCS0	1	38	5190	11.50	15.30		24.00	24.00	5.30	4.90		Pass
HT40	MCS0	1	46	5230	17.40	18.20		24.00	24.00	5.30	4.90		Pass
VHT20	MCS0	1	36	5180	16.50	19.00		24.00	24.00	5.30	4.90		Pass
VHT20	MCS0	1	44	5220	18.70	19.20		24.00	24.00	5.30	4.90		Pass
VHT20	MCS0	1	48	5240	17.60	17.80		24.00	24.00	5.30	4.90		Pass
VHT40	MCS0	1	38	5190	11.40	15.20		24.00	24.00	5.30	4.90		Pass
VHT40	MCS0	1	46	5230	17.30	18.10		24.00	24.00	5.30	4.90		Pass
VHT80	MCS0	1	42	5210	9.90	12.80		24.00	24.00	5.30	4.90		Pass
11a	6Mbps	2	36	5180	14.70	14.80	17.76	24.00		5.30			Pass
11a	6Mbps	2	44	5220	14.60	14.70	17.66	24.00		5.30			Pass
11a	6Mbps	2	48	5240	14.60	14.80	17.71	24.00		5.30			Pass
HT20	MCS0	2	36	5180	15.10	15.50	18.31	24.00		5.30			Pass
HT20	MCS0	2	44	5220	15.10	15.70	18.42	24.00		5.30			Pass
HT20	MCS0	2	48	5240	14.90	15.60	18.27	24.00		5.30			Pass
HT40	MCS0	2	38	5190	11.60	11.70	14.66	24.00		5.30			Pass
HT40	MCS0	2	46	5230	17.30	17.80	20.57	24.00		5.30			Pass
VHT20	MCS0	2	36	5180	15.00	15.40	18.21	24.00		5.30			Pass
VHT20	MCS0	2	44	5220	15.00	15.60	18.32	24.00		5.30			Pass
VHT20	MCS0	2	48	5240	14.80	15.50	18.17	24.00		5.30			Pass
VHT40	MCS0	2	38	5190	11.50	11.60	14.56	24.00		5.30			Pass
VHT40	MCS0	2	46	5230	17.20	17.70	20.47	24.00		5.30			Pass
VHT80	MCS0	2	42	5210	7.50	7.30	10.41	24.00		5.30			Pass

Report Number : FR8O0521-02E

TEST RESULTS DATA
Power Spectral Density

FCC Band I															
Mod.	Data Rate	NTX	CH.	Freq. (MHz)	Duty Factor (dB)		Average Power Density (dBm/MHz)			Average PSD Limit (dBm/MHz)		DG (dBi)			Pass /Fail
					Ant 0	Ant 1	Ant 0	Ant 1	SUM	Ant 0	Ant 1	Ant 0	Ant 1		
11a	6Mbps	1	36	5180	0.00	0.00	8.21	10.26		11.00	11.00	5.30	4.90		Pass
11a	6Mbps	1	44	5220	0.00	0.00	9.97	10.06		11.00	11.00	5.30	4.90		Pass
11a	6Mbps	1	48	5240	0.00	0.00	8.19	8.89		11.00	11.00	5.30	4.90		Pass
HT20	MCS0	1	36	5180	0.00	0.00	7.74	9.43		11.00	11.00	5.30	4.90		Pass
HT20	MCS0	1	44	5220	0.00	0.00	9.37	9.69		11.00	11.00	5.30	4.90		Pass
HT20	MCS0	1	48	5240	0.00	0.00	8.32	8.29		11.00	11.00	5.30	4.90		Pass
HT40	MCS0	1	38	5190	0.00	0.00	-1.04	2.31		11.00	11.00	5.30	4.90		Pass
HT40	MCS0	1	46	5230	0.00	0.00	4.59	5.52		11.00	11.00	5.30	4.90		Pass
VHT80	MCS0	1	42	5210	0.00	0.00	-5.61	-3.45		11.00	11.00	5.30	4.90		Pass
11a	6Mbps	2	36	5180	0.00	0.00			8.47	8.89		8.11			Pass
11a	6Mbps	2	44	5220	0.00	0.00			8.54	8.89		8.11			Pass
11a	6Mbps	2	48	5240	0.00	0.00			8.51	8.89		8.11			Pass
HT20	MCS0	2	36	5180	0.00	0.00			8.86	8.89		8.11			Pass
HT20	MCS0	2	44	5220	0.00	0.00			8.69	8.89		8.11			Pass
HT20	MCS0	2	48	5240	0.00	0.00			8.62	8.89		8.11			Pass
HT40	MCS0	2	38	5190	0.00	0.00			2.24	8.89		8.11			Pass
HT40	MCS0	2	46	5230	0.00	0.00			8.13	8.89		8.11			Pass
VHT80	MCS0	2	42	5210	0.00	0.00			-5.50	8.89		8.11			Pass

TEST RESULTS DATA
26dB and 99% OBW

Band II															
Mod.	Data Rate	NTX	CH.	Freq. (MHz)	99% Bandwidth (MHz)		26 dB Bandwidth (MHz)		IC 99% Bandwidth Power Limit (dBm)		IC 99% Bandwidth EIRP Limit (dBm)		FCC 26dB Bandwidth Power Limit (dBm)		Note
					Ant 0	Ant 1	Ant 0	Ant 1	Ant 0	Ant 1	Ant 0	Ant 1	Ant 0	Ant 1	
11a	6Mbps	1	52	5260	20.60	21.65	41.45	42.25	23.98	23.98	30.00	30.00	23.98	23.98	
11a	6Mbps	1	60	5300	26.65	19.60	45.85	41.10	23.98	23.92	30.00	29.92	23.98	23.98	
11a	6Mbps	1	64	5320	19.85	17.10	41.80	35.50	23.98	23.33	29.98	29.33	23.98	23.98	
HT20	MCS0	1	52	5260	20.90	20.05	43.60	43.90	23.98	23.98	30.00	30.00	23.98	23.98	
HT20	MCS0	1	60	5300	28.30	26.90	48.15	46.85	23.98	23.98	30.00	30.00	23.98	23.98	
HT20	MCS0	1	64	5320	20.05	19.00	43.10	40.15	23.98	23.79	30.00	29.79	23.98	23.98	
HT40	MCS0	1	54	5270	40.30	39.30	87.21	82.71	23.98	23.98	30.00	30.00	23.98	23.98	
HT40	MCS0	1	62	5310	36.60	36.70	49.03	49.28	23.98	23.98	30.00	30.00	23.98	23.98	
VHT80	MCS0	1	58	5290	76.92	76.80	93.44	81.38	23.98	23.98	30.00	30.00	23.98	23.98	
11a	6Mbps	2	52	5260	16.75	16.70	32.00	26.50	23.23		29.23		23.98		
11a	6Mbps	2	60	5300	16.85	16.75	33.80	33.90	23.24		29.24		23.98		
11a	6Mbps	2	64	5320	16.85	16.85	32.10	34.80	23.27		29.27		23.98		
HT20	MCS0	2	52	5260	17.80	17.75	34.10	33.00	23.49		29.49		23.98		
HT20	MCS0	2	60	5300	17.95	17.95	37.60	36.85	23.54		29.54		23.98		
HT20	MCS0	2	64	5320	18.05	18.00	39.15	36.00	23.55		29.55		23.98		
HT40	MCS0	2	54	5270	47.30	43.70	91.36	91.68	23.98		30.00		23.98		
HT40	MCS0	2	62	5310	36.50	36.50	41.49	41.67	23.98		30.00		23.98		
VHT80	MCS0	2	58	5290	76.92	77.04	81.60	81.60	23.98		30.00		23.98		

TEST RESULTS DATA
Average Power Table

FCC Band II													
Mod.	Data Rate	NTX	CH.	Freq. (MHz)	Average Conducted Power (dBm)			FCC Conducted Power Limit (dBm)		DG (dBi)		EIRP Power Limit (dBm)	Pass/Fail
					Ant 0	Ant 1	SUM	Ant 0	Ant 1	Ant 0	Ant 1		
11a	6Mbps	1	52	5260	18.60	18.80		23.98	23.98	5.70	5.30	26.99	Pass
11a	6Mbps	1	60	5300	19.00	17.40		23.98	23.98	5.70	5.30	26.99	Pass
11a	6Mbps	1	64	5320	17.20	15.20		23.98	23.98	5.70	5.30	26.99	Pass
HT20	MCS0	1	52	5260	18.70	18.70		23.98	23.98	5.70	5.30	26.99	Pass
HT20	MCS0	1	60	5300	19.00	19.00		23.98	23.98	5.70	5.30	26.99	Pass
HT20	MCS0	1	64	5320	17.20	16.30		23.98	23.98	5.70	5.30	26.99	Pass
HT40	MCS0	1	54	5270	18.10	18.10		23.98	23.98	5.70	5.30	26.99	Pass
HT40	MCS0	1	62	5310	13.40	12.00		23.98	23.98	5.70	5.30	26.99	Pass
VHT20	MCS0	1	52	5260	18.60	18.60		23.98	23.98	5.70	5.30	26.99	Pass
VHT20	MCS0	1	60	5300	18.90	18.90		23.98	23.98	5.70	5.30	26.99	Pass
VHT20	MCS0	1	64	5320	17.10	16.20		23.98	23.98	5.70	5.30	26.99	Pass
VHT40	MCS0	1	54	5270	18.00	18.00		23.98	23.98	5.70	5.30	26.99	Pass
VHT40	MCS0	1	62	5310	13.30	11.90		23.98	23.98	5.70	5.30	26.99	Pass
VHT80	MCS0	1	58	5290	13.20	11.40		23.98	23.98	5.70	5.30	26.99	Pass
11a	6Mbps	2	52	5260	14.70	14.90	17.81	23.98		5.70		26.99	Pass
11a	6Mbps	2	60	5300	14.60	14.60	17.61	23.98		5.70		26.99	Pass
11a	6Mbps	2	64	5320	14.70	14.40	17.56	23.98		5.70		26.99	Pass
HT20	MCS0	2	52	5260	14.20	14.70	17.47	23.98		5.70		26.99	Pass
HT20	MCS0	2	60	5300	14.60	14.90	17.76	23.98		5.70		26.99	Pass
HT20	MCS0	2	64	5320	14.80	14.60	17.71	23.98		5.70		26.99	Pass
HT40	MCS0	2	54	5270	18.10	18.10	21.11	23.98		5.70		26.99	Pass
HT40	MCS0	2	62	5310	12.10	12.00	15.06	23.98		5.70		26.99	Pass
VHT20	MCS0	2	52	5260	14.10	14.50	17.31	23.98		5.70		26.99	Pass
VHT20	MCS0	2	60	5300	14.50	14.70	17.61	23.98		5.70		26.99	Pass
VHT20	MCS0	2	64	5320	14.70	14.50	17.61	23.98		5.70		26.99	Pass
VHT40	MCS0	2	54	5270	17.90	18.00	20.96	23.98		5.70		26.99	Pass
VHT40	MCS0	2	62	5310	12.00	11.90	14.96	23.98		5.70		26.99	Pass
VHT80	MCS0	2	58	5290	11.00	11.00	14.01	23.98		5.70		26.99	Pass

Report Number : FR8O0521-02E

TEST RESULTS DATA
Power Spectral Density

Band II															
Mod.	Data Rate	NTX	CH.	Freq. (MHz)	Duty Factor (dB)		Average Power Density (dBm/MHz)			Average PSD Limit (dBm/MHz)		DG (dBi)			Pass /Fail
					Ant 0	Ant 1	Ant 0	Ant 1	SUM	Ant 0	Ant 1	Ant 0	Ant 1		
11a	6Mbps	1	52	5260	0.00	0.00	9.20	9.98		11.00	11.00	5.70	5.30		Pass
11a	6Mbps	1	60	5300	0.00	0.00	10.16	8.49		11.00	11.00	5.70	5.30		Pass
11a	6Mbps	1	64	5320	0.00	0.00	8.25	6.12		11.00	11.00	5.70	5.30		Pass
HT20	MCS0	1	52	5260	0.00	0.00	8.20	8.46		11.00	11.00	5.70	5.30		Pass
HT20	MCS0	1	60	5300	0.00	0.00	9.34	9.33		11.00	11.00	5.70	5.30		Pass
HT20	MCS0	1	64	5320	0.00	0.00	7.73	6.41		11.00	11.00	5.70	5.30		Pass
HT40	MCS0	1	54	5270	0.00	0.00	5.06	5.26		11.00	11.00	5.70	5.30		Pass
HT40	MCS0	1	62	5310	0.00	0.00	0.41	-0.31		11.00	11.00	5.70	5.30		Pass
VHT80	MCS0	1	58	5290	0.00	0.00	-2.69	-4.31		11.00	11.00	5.70	5.30		Pass
11a	6Mbps	2	52	5260	0.00	0.00			8.44	8.49		8.51			Pass
11a	6Mbps	2	60	5300	0.00	0.00			8.17	8.49		8.51			Pass
11a	6Mbps	2	64	5320	0.00	0.00			8.02	8.49		8.51			Pass
HT20	MCS0	2	52	5260	0.00	0.00			8.19	8.49		8.51			Pass
HT20	MCS0	2	60	5300	0.00	0.00			8.07	8.49		8.51			Pass
HT20	MCS0	2	64	5320	0.00	0.00			8.14	8.49		8.51			Pass
HT40	MCS0	2	54	5270	0.00	0.00			8.20	8.49		8.51			Pass
HT40	MCS0	2	62	5310	0.00	0.00			2.58	8.49		8.51			Pass
VHT80	MCS0	2	58	5290	0.00	0.00			-1.60	8.49		8.51			Pass

TEST RESULTS DATA
26dB and 99% OBW

Band III																
Mod.	Data Rate	NTX	CH.	Freq. (MHz)	99% Bandwidth In U-NII 2C (MHz)		26 dB Bandwidth In U-NII 2C (MHz)		IC 99% Bandwidth Power Limit (dBm)		IC 99% Bandwidth EIRP Limit (dBm)		FCC 26dB Bandwidth Power Limit (dBm)		6 dB Bandwidth for Straddle Channel (MHz)	
					Ant 0	Ant 1	Ant 0	Ant 1	Ant 0	Ant 1	Ant 0	Ant 1	Ant 0	Ant 1	Ant 0	Ant 1
11a	6Mbps	1	100	5500	16.85	17.40	30.85	37.20	23.27	23.41	29.27	29.41	23.98	23.98	----	----
11a	6Mbps	1	116	5580	22.30	23.85	41.85	43.80	23.98	23.98	30.00	30.00	23.98	23.98	----	----
11a	6Mbps	1	140	5700	16.80	17.10	34.40	38.25	23.25	23.33	29.25	29.33	23.98	23.98	----	----
11a	6Mbps	1	144	5720	14.55	15.95	25.40	26.05	22.63	23.03	28.63	29.03	23.98	23.98	3.05	3.1
HT20	MCS0	1	100	5500	18.30	18.15	38.65	38.60	23.62	23.59	29.62	29.59	23.98	23.98	----	----
HT20	MCS0	1	116	5580	21.95	24.35	43.20	46.55	23.98	23.98	30.00	30.00	23.98	23.98	----	----
HT20	MCS0	1	140	5700	17.75	17.80	33.25	28.15	23.49	23.50	29.49	29.50	23.98	23.98	----	----
HT20	MCS0	1	144	5720	14.85	15.65	25.45	28.25	22.72	22.95	28.72	28.95	23.98	23.98	3.7	3.7
HT40	MCS0	1	102	5510	36.50	36.40	41.52	42.48	23.98	23.98	30.00	30.00	23.98	23.98	----	----
HT40	MCS0	1	110	5550	38.50	40.90	85.32	90.00	23.98	23.98	30.00	30.00	23.98	23.98	----	----
HT40	MCS0	1	134	5670	36.90	37.10	76.43	77.67	23.98	23.98	30.00	30.00	23.98	23.98	----	----
HT40	MCS0	1	142	5710	35.10	34.60	56.66	61.15	23.98	23.98	30.00	30.00	23.98	23.98	3.1	3.1
VHT80	MCS0	1	106	5530	77.04	77.16	81.92	81.44	23.98	23.98	30.00	30.00	23.98	23.98	----	----
VHT80	MCS0	1	122	5610	78.12	78.84	172.74	174.04	23.98	23.98	30.00	30.00	23.98	23.98	----	----
VHT80	MCS0	1	138	5690	74.72	75.32	132.60	134.52	23.98	23.98	30.00	30.00	23.98	23.98	3.24	2.92
11a	6Mbps	2	100	5500	16.75	16.60	30.30	27.20	23.20		29.20		23.98		----	----
11a	6Mbps	2	116	5580	16.60	16.60	26.00	26.70	23.20		29.20		23.98		----	----
11a	6Mbps	2	140	5700	16.75	16.75	33.50	32.60	23.24		29.24		23.98		----	----
11a	6Mbps	2	144	5720	13.40	13.50	21.00	21.20	22.27		28.27		23.98		3.1	3.1
HT20	MCS0	2	100	5500	17.90	17.75	34.55	31.40	23.49		29.49		23.98		----	----
HT20	MCS0	2	116	5580	17.75	17.70	34.70	33.00	23.48		29.48		23.98		----	----
HT20	MCS0	2	140	5700	17.90	17.80	36.00	31.90	23.50		29.50		23.98		----	----
HT20	MCS0	2	144	5720	14.05	14.00	22.80	23.00	22.46		28.46		23.98		3.7	3.7
HT40	MCS0	2	102	5510	36.50	36.40	41.82	41.40	23.98		30.00		23.98		----	----
HT40	MCS0	2	110	5550	37.90	38.20	86.58	81.00	23.98		30.00		23.98		----	----
HT40	MCS0	2	134	5670	37.10	37.30	83.86	81.92	23.98		30.00		23.98		----	----
HT40	MCS0	2	142	5710	34.20	34.70	59.22	57.84	23.98		30.00		23.98		3.09	3.09
VHT80	MCS0	2	106	5530	77.04	77.04	81.66	81.92	23.98		30.00		23.98		----	----
VHT80	MCS0	2	122	5610	78.24	78.96	155.36	196.44	23.98		30.00		23.98		----	----
VHT80	MCS0	2	138	5690	75.80	77.48	139.00	137.64	23.98		30.00		23.98		3.16	3.18

Report Number : FR8O0521-02E

TEST RESULTS DATA
Average Power Table

FCC Band III													
Mod.	Data Rate	NTX	CH.	Freq. (MHz)	Average Conducted Power (dBm)			FCC Conducted Power Limit (dBm)		DG (dBi)		EIRP Power Limit (dBm)	Pass/Fail
					Ant 0	Ant 1	SUM	Ant 0	Ant 1	Ant 0	Ant 1		
11a	6Mbps	1	100	5500	15.90	16.40		23.98	23.98	4.80	5.60	26.99	Pass
11a	6Mbps	1	116	5580	19.30	18.80		23.98	23.98	4.80	5.60	26.99	Pass
11a	6Mbps	1	140	5700	15.40	15.40		23.98	23.98	4.80	5.60	26.99	Pass
11a	6Mbps	1	144	5720	18.10	16.70		23.98	23.98	4.80	5.60	26.99	Pass
HT20	MCS0	1	100	5500	16.50	16.30		23.98	23.98	4.80	5.60	26.99	Pass
HT20	MCS0	1	116	5580	19.10	18.70		23.98	23.98	4.80	5.60	26.99	Pass
HT20	MCS0	1	140	5700	15.00	13.40		23.98	23.98	4.80	5.60	26.99	Pass
HT20	MCS0	1	144	5720	18.00	16.90		23.98	23.98	4.80	5.60	26.99	Pass
HT40	MCS0	1	102	5510	12.40	13.30		23.98	23.98	4.80	5.60	26.99	Pass
HT40	MCS0	1	110	5550	18.30	18.20		23.98	23.98	4.80	5.60	26.99	Pass
HT40	MCS0	1	134	5670	16.60	16.40		23.98	23.98	4.80	5.60	26.99	Pass
HT40	MCS0	1	142	5710	17.70	17.50		23.98	23.98	4.80	5.60	26.99	Pass
VHT20	MCS0	1	100	5500	16.40	16.20		23.98	23.98	4.80	5.60	26.99	Pass
VHT20	MCS0	1	116	5580	19.00	18.60		23.98	23.98	4.80	5.60	26.99	Pass
VHT20	MCS0	1	140	5700	14.90	13.30		23.98	23.98	4.80	5.60	26.99	Pass
VHT20	MCS0	1	144	5720	17.90	16.80		23.98	23.98	4.80	5.60	26.99	Pass
VHT40	MCS0	1	102	5510	12.30	13.20		23.98	23.98	4.80	5.60	26.99	Pass
VHT40	MCS0	1	110	5550	18.20	18.10		23.98	23.98	4.80	5.60	26.99	Pass
VHT40	MCS0	1	134	5670	16.50	16.30		23.98	23.98	4.80	5.60	26.99	Pass
VHT40	MCS0	1	142	5710	17.60	17.40		23.98	23.98	4.80	5.60	26.99	Pass
VHT80	MCS0	1	106	5530	10.00	12.40		23.98	23.98	4.80	5.60	26.99	Pass
VHT80	MCS0	1	122	5610	17.70	17.50		23.98	23.98	4.80	5.60	26.99	Pass
VHT80	MCS0	1	138	5690	17.60	16.70		23.98	23.98	4.80	5.60	26.99	Pass
11a	6Mbps	2	100	5500	15.00	13.90	17.50	23.98		5.60		26.99	Pass
11a	6Mbps	2	116	5580	14.50	14.00	17.27	23.98		5.60		26.99	Pass
11a	6Mbps	2	140	5700	14.70	13.90	17.33	23.98		5.60		26.99	Pass
11a	6Mbps	2	144	5720	15.50	14.50	18.04	23.98		5.60		26.99	Pass
HT20	MCS0	2	100	5500	15.00	13.90	17.50	23.98		5.60		26.99	Pass
HT20	MCS0	2	116	5580	14.80	14.20	17.52	23.98		5.60		26.99	Pass
HT20	MCS0	2	140	5700	15.20	14.30	17.78	23.98		5.60		26.99	Pass
HT20	MCS0	2	144	5720	15.20	14.20	17.74	23.98		5.60		26.99	Pass
HT40	MCS0	2	102	5510	12.20	11.30	14.78	23.98		5.60		26.99	Pass
HT40	MCS0	2	110	5550	18.00	17.90	20.96	23.98		5.60		26.99	Pass
HT40	MCS0	2	134	5670	17.10	16.20	19.68	23.98		5.60		26.99	Pass
HT40	MCS0	2	142	5710	17.70	16.50	20.15	23.98		5.60		26.99	Pass
VHT20	MCS0	2	100	5500	14.90	13.80	17.40	23.98		5.60		26.99	Pass
VHT20	MCS0	2	116	5580	14.70	14.10	17.42	23.98		5.60		26.99	Pass
VHT20	MCS0	2	140	5700	15.10	14.20	17.68	23.98		5.60		26.99	Pass
VHT20	MCS0	2	144	5720	15.10	14.10	17.64	23.98		5.60		26.99	Pass
VHT40	MCS0	2	102	5510	12.10	11.20	14.68	23.98		5.60		26.99	Pass
VHT40	MCS0	2	110	5550	17.90	17.90	20.91	23.98		5.60		26.99	Pass
VHT40	MCS0	2	134	5670	17.00	16.10	19.58	23.98		5.60		26.99	Pass
VHT40	MCS0	2	142	5710	17.60	16.40	20.05	23.98		5.60		26.99	Pass
VHT80	MCS0	2	106	5530	10.00	9.30	12.67	23.98		5.60		26.99	Pass
VHT80	MCS0	2	122	5610	17.70	17.60	20.66	23.98		5.60		26.99	Pass
VHT80	MCS0	2	138	5690	17.70	16.70	20.24	23.98		5.60		26.99	Pass

Report Number : FR8O0521-02E

TEST RESULTS DATA
Power Spectral Density

Band III															
Mod.	Data Rate	NTX	CH.	Freq. (MHz)	Duty Factor (dB)		Average Power Density (dBm/MHz)			Average PSD Limit (dBm/MHz)		DG (dBi)			Pass /Fail
					Ant 0	Ant 1	Ant 0	Ant 1	SUM	Ant 0	Ant 1	Ant 0	Ant 1		
11a	6Mbps	1	100	5500	0.00	0.00	7.26	7.72		11.00	11.00	4.80	5.60		Pass
11a	6Mbps	1	116	5580	0.00	0.00	10.57	10.41		11.00	11.00	4.80	5.60		Pass
11a	6Mbps	1	140	5700	0.00	0.00	6.89	6.81		11.00	11.00	4.80	5.60		Pass
11a	6Mbps	1	144	5720	0.00	0.00	9.91	9.05		11.00	11.00	4.80	5.60		Pass
HT20	MCS0	1	100	5500	0.00	0.00	7.50	7.44		11.00	11.00	4.80	5.60		Pass
HT20	MCS0	1	116	5580	0.00	0.00	9.79	9.56		11.00	11.00	4.80	5.60		Pass
HT20	MCS0	1	140	5700	0.00	0.00	5.46	4.58		11.00	11.00	4.80	5.60		Pass
HT20	MCS0	1	144	5720	0.00	0.00	8.86	8.18		11.00	11.00	4.80	5.60		Pass
HT40	MCS0	1	102	5510	0.00	0.00	0.47	0.96		11.00	11.00	4.80	5.60		Pass
HT40	MCS0	1	110	5550	0.00	0.00	6.15	5.85		11.00	11.00	4.80	5.60		Pass
HT40	MCS0	1	134	5670	0.00	0.00	4.11	3.97		11.00	11.00	4.80	5.60		Pass
HT40	MCS0	1	142	5710	0.00	0.00	5.23	3.79		11.00	11.00	4.80	5.60		Pass
VHT80	MCS0	1	106	5530	0.00	0.00	-5.10	-3.49		11.00	11.00	4.80	5.60		Pass
VHT80	MCS0	1	122	5610	0.00	0.00	2.22	1.92		11.00	11.00	4.80	5.60		Pass
VHT80	MCS0	1	138	5690	0.00	0.00	1.80	1.05		11.00	11.00	4.80	5.60		Pass
11a	6Mbps	2	100	5500	0.00	0.00			8.28	8.78		8.22			Pass
11a	6Mbps	2	116	5580	0.00	0.00			8.29	8.78		8.22			Pass
11a	6Mbps	2	140	5700	0.00	0.00			8.18	8.78		8.22			Pass
11a	6Mbps	2	144	5720	0.00	0.00			8.49	8.78		8.22			Pass
HT20	MCS0	2	100	5500	0.00	0.00			8.47	8.78		8.22			Pass
HT20	MCS0	2	116	5580	0.00	0.00			8.59	8.78		8.22			Pass
HT20	MCS0	2	140	5700	0.00	0.00			8.41	8.78		8.22			Pass
HT20	MCS0	2	144	5720	0.00	0.00			8.35	8.78		8.22			Pass
HT40	MCS0	2	102	5510	0.00	0.00			2.48	8.78		8.22			Pass
HT40	MCS0	2	110	5550	0.00	0.00			8.51	8.78		8.22			Pass
HT40	MCS0	2	134	5670	0.00	0.00			7.52	8.78		8.22			Pass
HT40	MCS0	2	142	5710	0.00	0.00			7.72	8.78		8.22			Pass
VHT80	MCS0	2	106	5530	0.00	0.00			-3.25	8.78		8.22			Pass
VHT80	MCS0	2	122	5610	0.00	0.00			4.70	8.78		8.22			Pass
VHT80	MCS0	2	138	5690	0.00	0.00			4.35	8.78		8.22			Pass

Report Number : FR8O0521-02E

TEST RESULTS DATA
26dB and 99% OBW

Band I										
Mod.	Data Rate	NTX	CH.	Freq. (MHz)	99% Bandwidth (MHz)	26 dB Bandwidth (MHz)	IC 99% Bandwidth Power Limit (dBm)	IC 99% Bandwidth EIRP Limit (dBm)		Note
					Ant 2	Ant 2	Ant 2	Ant 2		
11a	6Mbps	1	36	5180	16.75	32.35	-	22.24		
11a	6Mbps	1	44	5220	22.10	41.85	-	23.01		
11a	6Mbps	1	48	5240	18.85	38.70	-	22.75		
HT20	MCS0	1	36	5180	17.85	33.35	-	22.52		
HT20	MCS0	1	44	5220	21.15	43.10	-	23.01		
HT20	MCS0	1	48	5240	19.30	42.30	-	22.86		

TEST RESULTS DATA
Average Power Table

FCC Band I									
Mod.	Data Rate	NTX	CH.	Freq. (MHz)	Average Conducted Power (dBm)	FCC Conducted Power Limit (dBm)	DG (dBi)		Pass/Fail
					Ant 2	Ant 2	Ant 2		
11a	6Mbps	1	36	5180	16.90	24.00	5.50		Pass
11a	6Mbps	1	44	5220	19.60	24.00	5.50		Pass
11a	6Mbps	1	48	5240	18.80	24.00	5.50		Pass
HT20	MCS0	1	36	5180	16.50	24.00	5.50		Pass
HT20	MCS0	1	44	5220	19.40	24.00	5.50		Pass
HT20	MCS0	1	48	5240	18.70	24.00	5.50		Pass
VHT20	MCS0	1	36	5180	16.40	24.00	5.50		Pass
VHT20	MCS0	1	44	5220	19.30	24.00	5.50		Pass
VHT20	MCS0	1	48	5240	18.60	24.00	5.50		Pass

TEST RESULTS DATA
Power Spectral Density

FCC Band I										
Mod.	Data Rate	NTX	CH.	Freq. (MHz)	Duty Factor (dB)	Average Power Density (dBm/MHz)	Average PSD Limit (dBm/MHz)	DG (dBi)		Pass /Fail
					Ant 2	Ant 2	Ant 2	Ant 2		
11a	6Mbps	1	36	5180	0.00	8.21	11.00	5.50		Pass
11a	6Mbps	1	44	5220	0.00	10.82	11.00	5.50		Pass
11a	6Mbps	1	48	5240	0.00	9.85	11.00	5.50		Pass
HT20	MCS0	1	36	5180	0.00	7.48	11.00	5.50		Pass
HT20	MCS0	1	44	5220	0.00	10.04	11.00	5.50		Pass
HT20	MCS0	1	48	5240	0.00	9.51	11.00	5.50		Pass

<TXBF Mode>

Test Engineer:	Richard Qiu / Luffy Lin	Temperature:	21~25	°C
Test Date:	2019/6/13 ~ 2019/07/09	Relative Humidity:	51~54	%

TEST RESULTS DATA
26dB and 99% OBW

Band I														
Mod.	Data Rate	N_{TX}	CH.	Freq. (MHz)	99% Bandwidth (MHz)		26 dB Bandwidth (MHz)		IC 99% Bandwidth Power Limit (dBm)		IC 99% Bandwidth EIRP Limit (dBm)			Note
					Ant 0	Ant 1	Ant 0	Ant 1	Ant 0	Ant 1	Ant 0	Ant 1		
VHT20	MCS0	2	36	5180	17.80	17.60	25.85	23.65	-		22.46			
VHT20	MCS0	2	44	5220	17.80	17.60	22.85	25.95	-		22.46			
VHT20	MCS0	2	48	5240	17.65	17.80	23.05	26.35	-		22.47			
VHT40	MCS0	2	38	5190	36.30	36.30	41.04	41.58	-		23.01			
VHT40	MCS0	2	46	5230	36.70	36.20	42.12	43.02	-		23.01			
VHT80	MCS0	2	42	5210	75.84	76.92	80.64	80.96	-		23.01			

Report Number : FR8O0521-02E

TEST RESULTS DATA
Average Power Table

FCC Band I													
Mod.	Data Rate	N_{TX}	CH.	Freq. (MHz)	Average Conducted Power (dBm)			FCC Conducted Power Limit (dBm)		DG (dBi)			Pass/Fail
					Ant 0	Ant 1	SUM	Ant 0	Ant 1	Ant 0	Ant 1		
VHT20	MCS0	2	36	5180	13.70	13.80	16.76	21.89		8.11			Pass
VHT20	MCS0	2	44	5220	12.80	14.00	16.45	21.89		8.11			Pass
VHT20	MCS0	2	48	5240	12.50	13.70	16.15	21.89		8.11			Pass
VHT40	MCS0	2	38	5190	12.30	12.20	15.26	21.89		8.11			Pass
VHT40	MCS0	2	46	5230	12.20	13.30	15.80	21.89		8.11			Pass
VHT80	MCS0	2	42	5210	10.90	11.80	14.38	21.89		8.11			Pass

Report Number : FR8O0521-02E

TEST RESULTS DATA
Power Spectral Density

FCC Band I																
Mod.	Data Rate	NTX	CH.	Freq. (MHz)	Duty Factor (dB)		Average Power Density (dBm/MHz)			Average PSD Limit (dBm/MHz)		DG (dBi)				Pass /Fail
					Ant 0	Ant 1	Ant 0	Ant 1	SUM	Ant 0	Ant 1	Ant 0	Ant 1			
VHT20	MCS0	2	36	5180	0.15	0.15			8.20	8.89		8.11				Pass
VHT20	MCS0	2	44	5220	0.15	0.15			7.95	8.89		8.11				Pass
VHT20	MCS0	2	48	5240	0.15	0.15			7.43	8.89		8.11				Pass
VHT40	MCS0	2	38	5190	0.39	0.39			3.32	8.89		8.11				Pass
VHT40	MCS0	2	46	5230	0.39	0.39			5.07	8.89		8.11				Pass
VHT80	MCS0	2	42	5210	0.29	0.29			-0.57	8.89		8.11				Pass

TEST RESULTS DATA
26dB and 99% OBW

Band II															
Mod.	Data Rate	NTX	CH.	Freq. (MHz)	99% Bandwidth (MHz)		26 dB Bandwidth (MHz)		IC 99% Bandwidth Power Limit (dBm)		IC 99% Bandwidth EIRP Limit (dBm)		FCC 26dB Bandwidth Power Limit (dBm)		Note
					Ant 0	Ant 1	Ant 0	Ant 1	Ant 0	Ant 1	Ant 0	Ant 1	Ant 0	Ant 1	
VHT20	MCS0	2	52	5260	17.65	17.80	24.10	30.05	23.47		29.47		23.98		
VHT20	MCS0	2	60	5300	17.80	17.80	27.65	38.80	23.50		29.50		23.98		
VHT20	MCS0	2	64	5320	17.90	17.70	32.15	30.65	23.48		29.48		23.98		
VHT40	MCS0	2	54	5270	36.90	35.60	41.76	52.56	23.98		30.00		23.98		
VHT40	MCS0	2	62	5310	36.30	36.60	46.08	54.18	23.98		30.00		23.98		
VHT80	MCS0	2	58	5290	77.04	76.20	80.96	81.17	23.98		30.00		23.98		

Report Number : FR8O0521-02E

TEST RESULTS DATA
Average Power Table

FCC Band II														
Mod.	Data Rate	N_{TX}	CH.	Freq. (MHz)	Average Conducted Power (dBm)			FCC Conducted Power Limit (dBm)		DG (dBi)		EIRP Power Limit (dBm)	Pass/Fail
					Ant 0	Ant 1	SUM	Ant 0	Ant 1	Ant 0	Ant 1		
VHT20	MCS0	2	52	5260	13.20	14.10	16.68	21.47		8.51		26.99	Pass
VHT20	MCS0	2	60	5300	13.60	13.90	16.76	21.47		8.51		26.99	Pass
VHT20	MCS0	2	64	5320	13.60	13.80	16.71	21.47		8.51		26.99	Pass
VHT40	MCS0	2	54	5270	12.80	13.50	16.17	21.47		8.51		26.99	Pass
VHT40	MCS0	2	62	5310	12.70	13.00	15.86	21.47		8.51		26.99	Pass
VHT80	MCS0	2	58	5290	12.40	12.60	15.51	21.47		8.51		26.99	Pass

Report Number : FR8O0521-02E

TEST RESULTS DATA
Power Spectral Density

Band II																
Mod.	Data Rate	NTX	CH.	Freq. (MHz)	Duty Factor (dB)		Average Power Density (dBm/MHz)			Average PSD Limit (dBm/MHz)		DG (dBi)				Pass /Fail
					Ant 0	Ant 1	Ant 0	Ant 1	SUM	Ant 0	Ant 1	Ant 0	Ant 1			
VHT20	MCS0	2	52	5260	0.15	0.15			7.64	8.49		8.51				Pass
VHT20	MCS0	2	60	5300	0.15	0.15			7.33	8.49		8.51				Pass
VHT20	MCS0	2	64	5320	0.15	0.15			7.54	8.49		8.51				Pass
VHT40	MCS0	2	54	5270	0.39	0.39			4.42	8.49		8.51				Pass
VHT40	MCS0	2	62	5310	0.39	0.39			4.22	8.49		8.51				Pass
VHT80	MCS0	2	58	5290	0.29	0.29			0.32	8.49		8.51				Pass

TEST RESULTS DATA
26dB and 99% OBW

Band III																
Mod.	Data Rate	NTX	CH.	Freq. (MHz)	99% Bandwidth In U-NII 2C (MHz)		26 dB Bandwidth In U-NII 2C (MHz)		IC 99% Bandwidth Power Limit (dBm)		IC 99% Bandwidth EIRP Limit (dBm)		FCC 26dB Bandwidth Power Limit (dBm)		6 dB Bandwidth for Straddle Channel (MHz)	
					Ant 0	Ant 1	Ant 0	Ant 1	Ant 0	Ant 1	Ant 0	Ant 1	Ant 0	Ant 1	Ant 0	Ant 1
VHT20	MCS0	2	100	5500	17.75	17.75	25.55	28.80	23.49		29.49		23.98		----	----
VHT20	MCS0	2	116	5580	17.85	17.75	28.50	25.05	23.49		29.49		23.98		----	----
VHT20	MCS0	2	140	5700	17.45	17.80	23.05	27.30	23.42		29.42		23.98		----	----
VHT20	MCS0	2	144	5720	14.00	14.00	17.65	17.30	22.46		28.46		23.38		2.45	3.75
VHT40	MCS0	2	102	5510	35.70	36.30	44.90	45.05	23.98		30.00		23.98		----	----
VHT40	MCS0	2	110	5550	36.10	36.40	41.04	49.58	23.98		30.00		23.98		----	----
VHT40	MCS0	2	134	5670	36.50	35.80	45.54	48.84	23.98		30.00		23.98		----	----
VHT40	MCS0	2	142	5710	33.30	33.50	35.88	35.88	23.98		30.00		23.98		2.4	3.2
VHT80	MCS0	2	106	5530	75.48	76.56	80.32	80.96	23.98		30.00		23.98		----	----
VHT80	MCS0	2	122	5610	76.56	76.44	83.52	80.64	23.98		30.00		23.98		----	----
VHT80	MCS0	2	138	5690	73.40	74.12	79.16	85.24	23.98		30.00		23.98		1.24	3.08

Report Number : FR8O0521-02E

TEST RESULTS DATA
Average Power Table

FCC Band III													
Mod.	Data Rate	N_{TX}	CH.	Freq. (MHz)	Average Conducted Power (dBm)			FCC Conducted Power Limit (dBm)		DG (dBi)		EIRP Power Limit (dBm)	Pass/Fail
					Ant 0	Ant 1	SUM	Ant 0	Ant 1	Ant 0	Ant 1		
VHT20	MCS0	2	100	5500	13.80	13.70	16.76	21.76		8.22		26.99	Pass
VHT20	MCS0	2	116	5580	14.00	13.90	16.96	21.76		8.22		26.99	Pass
VHT20	MCS0	2	140	5700	13.20	13.20	16.21	21.76		8.22		26.99	Pass
VHT20	MCS0	2	144	5720	13.20	13.30	16.26	21.16		8.22		26.99	Pass
VHT40	MCS0	2	102	5510	13.90	13.30	16.62	21.76		8.22		26.99	Pass
VHT40	MCS0	2	110	5550	13.90	13.70	16.81	21.76		8.22		26.99	Pass
VHT40	MCS0	2	134	5670	13.30	13.80	16.57	21.76		8.22		26.99	Pass
VHT40	MCS0	2	142	5710	12.60	12.70	15.66	21.76		8.22		26.99	Pass
VHT80	MCS0	2	106	5530	13.70	13.60	16.66	21.76		8.22		26.99	Pass
VHT80	MCS0	2	122	5610	13.80	13.60	16.71	21.76		8.22		26.99	Pass
VHT80	MCS0	2	138	5690	13.10	13.60	16.37	21.76		8.22		26.99	Pass

TEST RESULTS DATA
Power Spectral Density

Band III															
Mod.	Data Rate	NTX	CH.	Freq. (MHz)	Duty Factor (dB)		Average Power Density (dBm/MHz)			Average PSD Limit (dBm/MHz)		DG (dBi)			Pass /Fail
					Ant 0	Ant 1	Ant 0	Ant 1	SUM	Ant 0	Ant 1	Ant 0	Ant 1		
VHT20	MCS0	2	100	5500	0.15	0.15			8.11	8.78		8.22			Pass
VHT20	MCS0	2	116	5580	0.15	0.15			8.32	8.78		8.22			Pass
VHT20	MCS0	2	140	5700	0.15	0.15			7.94	8.78		8.22			Pass
VHT20	MCS0	2	144	5720	0.15	0.15			7.31	8.78		8.22			Pass
VHT40	MCS0	2	102	5510	0.39	0.39			5.26	8.78		8.22			Pass
VHT40	MCS0	2	110	5550	0.39	0.39			5.27	8.78		8.22			Pass
VHT40	MCS0	2	134	5670	0.39	0.39			5.58	8.78		8.22			Pass
VHT40	MCS0	2	142	5710	0.39	0.39			3.95	8.78		8.22			Pass
VHT80	MCS0	2	106	5530	0.29	0.29			1.02	8.78		8.22			Pass
VHT80	MCS0	2	122	5610	0.29	0.29			2.44	8.78		8.22			Pass
VHT80	MCS0	2	138	5690	0.29	0.29			1.98	8.78		8.22			Pass

Appendix B. AC Conducted Emission Test Results

Test Engineer :	Louis Chung	**Temperature :**	23.9~26℃
		Relative Humidity :	68.3~70.3%

EUT Information

Report NO :	8O0521-02
Test Mode :	Mode 1
Test Voltage :	120Vac/60Hz
Phase :	Line

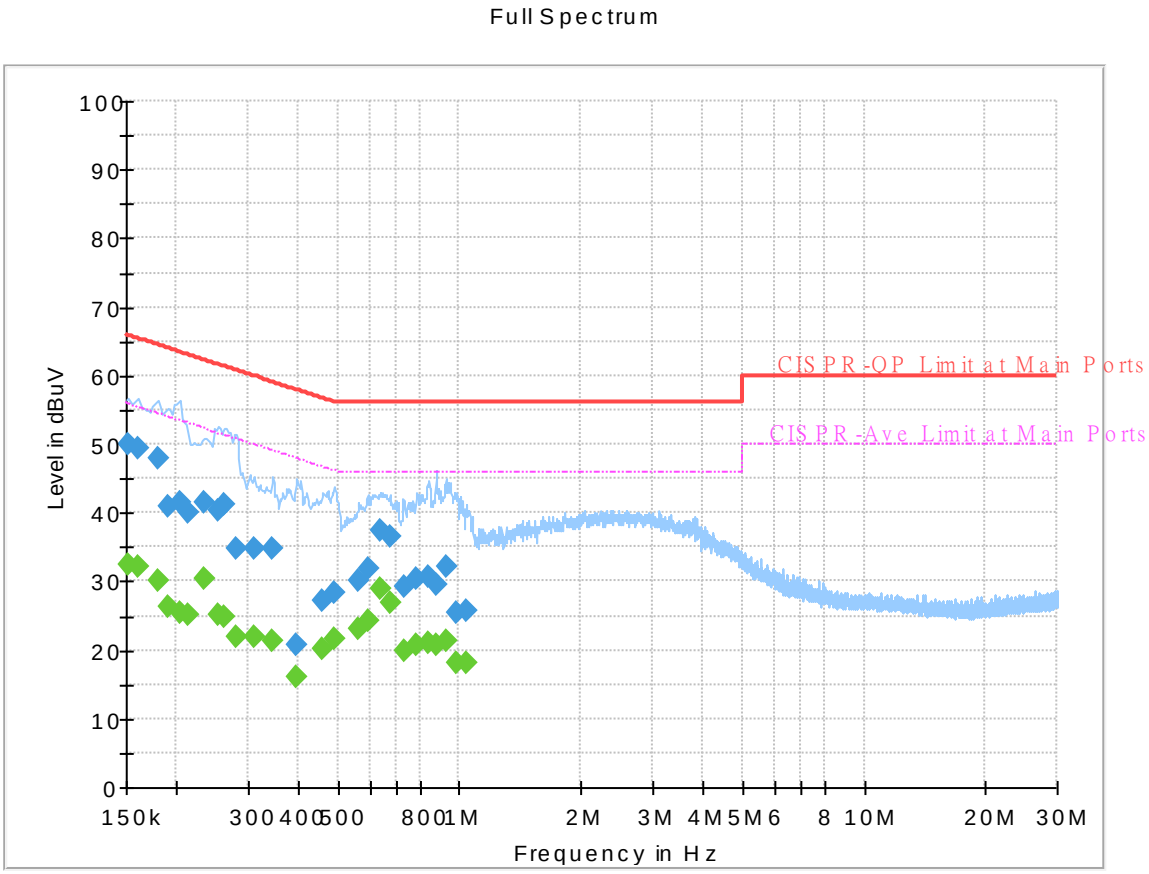

Final_Result

Frequency (MHz)	QuasiPeak (dBuV)	CAverage (dBuV)	Limit (dBuV)	Margin (dB)	Line	Filter	Corr. (dB)
0.152250	---	32.33	55.88	23.55	L1	OFF	19.4
0.152250	50.08	---	65.88	15.80	L1	OFF	19.4
0.161250	---	32.30	55.40	23.10	L1	OFF	19.4
0.161250	49.52	---	65.40	15.88	L1	OFF	19.4
0.179250	---	30.00	54.52	24.52	L1	OFF	19.4
0.179250	48.01	---	64.52	16.51	L1	OFF	19.4
0.190500	---	26.30	54.02	27.72	L1	OFF	19.4
0.190500	40.88	---	64.02	23.14	L1	OFF	19.4
0.204000	---	25.48	53.45	27.97	L1	OFF	19.4
0.204000	41.45	---	63.45	22.00	L1	OFF	19.4
0.213000	---	25.06	53.09	28.03	L1	OFF	19.4
0.213000	39.91	---	63.09	23.18	L1	OFF	19.4
0.233250	---	30.29	52.33	22.04	L1	OFF	19.4
0.233250	41.45	---	62.33	20.88	L1	OFF	19.4
0.253500	---	25.12	51.64	26.52	L1	OFF	19.4
0.253500	40.31	---	61.64	21.33	L1	OFF	19.4
0.262500	---	24.89	51.35	26.46	L1	OFF	19.4
0.262500	41.33	---	61.35	20.02	L1	OFF	19.4
0.280500	---	21.89	50.80	28.91	L1	OFF	19.4
0.280500	34.91	---	60.80	25.89	L1	OFF	19.4
0.312000	---	21.81	49.92	28.11	L1	OFF	19.4

0.312000	34.66	---	59.92	25.26	L1	OFF	19.4
0.345750	---	21.29	49.06	27.77	L1	OFF	19.4
0.345750	34.87	---	59.06	24.19	L1	OFF	19.4
0.395250	---	16.20	47.95	31.75	L1	OFF	19.4
0.395250	20.67	---	57.95	37.28	L1	OFF	19.4
0.460500	---	20.18	46.68	26.50	L1	OFF	19.4
0.460500	27.06	---	56.68	29.62	L1	OFF	19.4
0.489750	---	21.57	46.17	24.60	L1	OFF	19.4
0.489750	28.26	---	56.17	27.91	L1	OFF	19.4
0.561750	---	23.23	46.00	22.77	L1	OFF	19.4
0.561750	29.99	---	56.00	26.01	L1	OFF	19.4
0.593250	---	24.15	46.00	21.85	L1	OFF	19.4
0.593250	31.90	---	56.00	24.10	L1	OFF	19.4
0.636000	---	28.94	46.00	17.06	L1	OFF	19.4
0.636000	37.51	---	56.00	18.49	L1	OFF	19.4
0.672000	---	26.90	46.00	19.10	L1	OFF	19.4
0.672000	36.60	---	56.00	19.40	L1	OFF	19.4
0.728250	---	20.00	46.00	26.00	L1	OFF	19.4
0.728250	29.29	---	56.00	26.71	L1	OFF	19.4
0.786750	---	20.72	46.00	25.28	L1	OFF	19.4
0.786750	30.31	---	56.00	25.69	L1	OFF	19.4
0.840750	---	20.94	46.00	25.06	L1	OFF	19.4
0.840750	30.65	---	56.00	25.35	L1	OFF	19.4
0.874500	---	20.89	46.00	25.11	L1	OFF	19.4
0.874500	29.56	---	56.00	26.44	L1	OFF	19.4
0.924000	---	21.47	46.00	24.53	L1	OFF	19.4
0.924000	32.12	---	56.00	23.88	L1	OFF	19.4
0.984750	---	18.07	46.00	27.93	L1	OFF	19.4
0.984750	25.44	---	56.00	30.56	L1	OFF	19.4
1.041000	---	18.27	46.00	27.73	L1	OFF	19.4
1.041000	25.81	---	56.00	30.19	L1	OFF	19.4

EUT Information

Report NO :	8O0521-02
Test Mode :	Mode 1
Test Voltage :	120Vac/60Hz
Phase :	Neutral

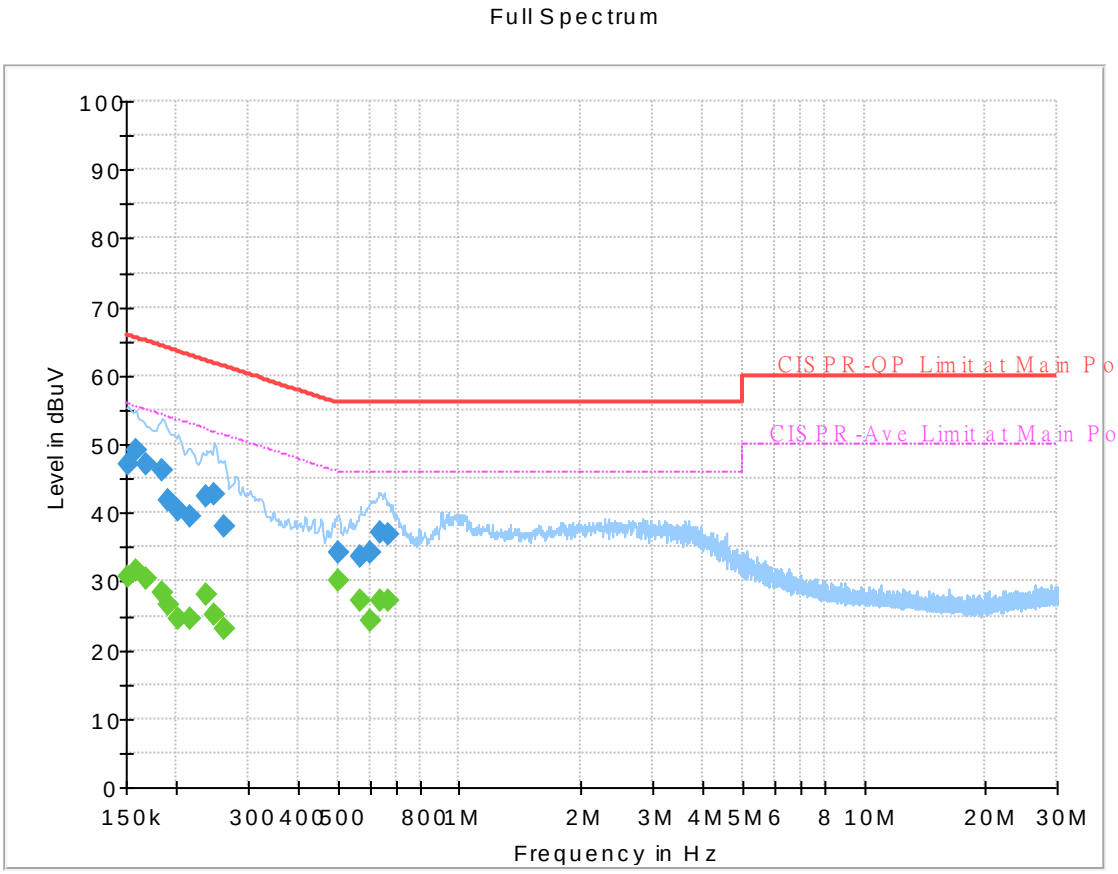

Final_Result

Frequency (MHz)	QuasiPeak (dBuV)	CAverage (dBuV)	Limit (dBuV)	Margin (dB)	Line	Filter	Corr. (dB)
0.152250	---	30.61	55.88	25.27	N	OFF	19.4
0.152250	47.16	---	65.88	18.72	N	OFF	19.4
0.159000	---	31.64	55.52	23.88	N	OFF	19.4
0.159000	49.00	---	65.52	16.52	N	OFF	19.4
0.168000	---	30.47	55.06	24.59	N	OFF	19.4
0.168000	46.96	---	65.06	18.10	N	OFF	19.4
0.183750	---	28.29	54.31	26.02	N	OFF	19.4
0.183750	46.24	---	64.31	18.07	N	OFF	19.4
0.190500	---	26.49	54.02	27.53	N	OFF	19.4
0.190500	41.70	---	64.02	22.32	N	OFF	19.4
0.201750	---	24.65	53.54	28.89	N	OFF	19.4
0.201750	40.32	---	63.54	23.22	N	OFF	19.4
0.215250	---	24.65	53.00	28.35	N	OFF	19.4
0.215250	39.33	---	63.00	23.67	N	OFF	19.4
0.237750	---	28.10	52.17	24.07	N	OFF	19.4
0.237750	42.31	---	62.17	19.86	N	OFF	19.4
0.249000	---	25.01	51.79	26.78	N	OFF	19.4
0.249000	42.82	---	61.79	18.97	N	OFF	19.4
0.262500	---	23.03	51.35	28.32	N	OFF	19.4
0.262500	37.96	---	61.35	23.39	N	OFF	19.4
0.501000	---	30.00	46.00	16.00	N	OFF	19.5

0.501000	34.26	---	56.00	21.74	N	OFF	19.5
0.568500	---	27.19	46.00	18.81	N	OFF	19.5
0.568500	33.53	---	56.00	22.47	N	OFF	19.5
0.604500	---	24.14	46.00	21.86	N	OFF	19.5
0.604500	34.07	---	56.00	21.93	N	OFF	19.5
0.638250	---	27.24	46.00	18.76	N	OFF	19.5
0.638250	37.16	---	56.00	18.84	N	OFF	19.5
0.667500	---	27.26	46.00	18.74	N	OFF	19.5
0.667500	36.70	---	56.00	19.30	N	OFF	19.5

Appendix C. Radiated Spurious Emission

Test Engineer :	Jacky Hung, Lance Chiang, Chuan Chu	Temperature :	21~24°C
		Relative Humidity :	56~68%

<CDD Mode>

Band 1 - 5150~5250MHz

WIFI 802.11a (Band Edge @ 3m)

WIFI Ant.	Note	Frequency	Level	Over Limit	Limit Line	Read Level	Antenna Factor	Cable Loss	Preamp Factor	Ant Pos	Table Pos	Peak Avg.	Pol.
0		(MHz)	(dBμV/m)	(dB)	(dBμV/m)	(dBμV)	(dB/m)	(dB)	(dB)	(cm)	(deg)	(P/A)	(H/V)
802.11a CH 36 5180MHz		5146.9	63.01	-10.99	74	54.75	31.91	9.82	33.47	202	150	P	H
		5150	51.64	-2.36	54	43.38	31.9	9.83	33.47	202	150	A	H
	*	5180	113.5	-	-	105.31	31.78	9.87	33.46	202	150	P	H
	*	5180	102.26	-	-	94.07	31.78	9.87	33.46	202	150	A	H
		5149.5	62.53	-11.47	74	54.27	31.9	9.83	33.47	201	96	P	V
		5150	50.52	-3.48	54	42.26	31.9	9.83	33.47	201	96	A	V
	*	5180	112.24	-	-	104.05	31.78	9.87	33.46	201	96	P	V
	*	5180	101.01	-	-	92.82	31.78	9.87	33.46	201	96	A	V
802.11a CH 44 5220MHz		5141.18	55.19	-18.81	74	46.93	31.92	9.81	33.47	187	166	P	H
		5138.32	41.67	-12.33	54	33.41	31.92	9.81	33.47	187	166	A	H
	*	5220	114.11	-	-	106.07	31.58	9.92	33.46	187	166	P	H
	*	5220	102.95	-	-	94.91	31.58	9.92	33.46	187	166	A	H
		5352.76	53.11	-20.89	74	45.15	31.31	10.09	33.44	187	166	P	H
		5357.8	40.02	-13.98	54	32.03	31.33	10.1	33.44	187	166	A	H
		5108.16	53.3	-20.7	74	45.02	31.98	9.77	33.47	263	167	P	V
		5138.58	41.44	-12.56	54	33.18	31.92	9.81	33.47	263	167	A	V
	*	5220	112.84	-	-	104.8	31.58	9.92	33.46	263	167	P	V
	*	5220	101.72	-	-	93.68	31.58	9.92	33.46	263	167	A	V
		5449.92	52.62	-21.38	74	44.14	31.7	10.22	33.44	263	167	P	V
		5431.44	39.81	-14.19	54	31.43	31.63	10.19	33.44	263	167	A	V

802.11a CH 48 5240MHz		5133.38	53.55	-20.45	74	45.29	31.93	9.8	33.47	201	164	P	H
		5138.32	41.17	-12.83	54	32.91	31.92	9.81	33.47	201	164	A	H
	*	5240	113.58	-	-	105.63	31.46	9.95	33.46	201	164	P	H
	*	5240	102.46	-	-	94.51	31.46	9.95	33.46	201	164	A	H
		5427.24	53.12	-20.88	74	44.76	31.61	10.19	33.44	201	164	P	H
		5352.2	40.07	-13.93	54	32.11	31.31	10.09	33.44	201	164	A	H
		5126.62	53.29	-20.71	74	45.02	31.95	9.79	33.47	254	166	P	V
		5138.58	41.19	-12.81	54	32.93	31.92	9.81	33.47	254	166	A	V
	*	5240	111.97	-	-	104.02	31.46	9.95	33.46	254	166	P	V
	*	5240	100.93	-	-	92.98	31.46	9.95	33.46	254	166	A	V
		5383.56	52.16	-21.84	74	44.04	31.43	10.13	33.44	254	166	P	V
		5386.92	39.82	-14.18	54	31.68	31.45	10.13	33.44	254	166	A	V
Remark	1. No other spurious found. 2. All results are PASS against Peak and Average limit line.												

Band 1 5150~5250MHz

WIFI 802.11a (Harmonic @ 3m)

WIFI Ant. 0	Note	Frequency (MHz)	Level (dBμV/m)	Over Limit (dB)	Limit Line (dBμV/m)	Read Level (dBμV)	Antenna Factor (dB/m)	Cable Loss (dB)	Preamp Factor (dB)	Ant Pos (cm)	Table Pos (deg)	Peak Avg. (P/A)	Pol. (H/V)
802.11a CH 36 5180MHz		10360	47.15	-21.05	68.2	52.1	39.58	16.23	60.76	100	0	P	H
		15540	45.64	-28.36	74	48.65	38.22	20.32	61.55	100	0	P	H
		10360	47.17	-21.03	68.2	52.12	39.58	16.23	60.76	100	0	P	V
		15540	44.69	-29.31	74	47.7	38.22	20.32	61.55	100	0	P	V
802.11a CH 44 5220MHz		10440	50.12	-18.08	68.2	55.1	39.7	16.28	60.96	100	0	P	H
		15660	46.48	-27.52	74	49.7	37.8	20.39	61.41	100	0	P	H
		10440	48.41	-19.79	68.2	54.17	39.7	15.5	60.96	100	0	P	V
		15660	44.71	-29.29	74	48.9	37.8	19.42	61.41	100	0	P	V
802.11a CH 48 5240MHz		10480	50.56	-17.64	68.2	55.61	39.7	16.3	61.05	100	0	P	H
		15720	46.1	-27.9	74	49.26	37.76	20.42	61.34	100	0	P	H
		10480	49.77	-18.43	68.2	54.82	39.7	16.3	61.05	100	0	P	V
		15720	46.15	-27.85	74	49.31	37.76	20.42	61.34	100	0	P	V
Remark	1. No other spurious found. 2. All results are PASS against Peak and Average limit line.												

Band 1 5150~5250MHz

WIFI 802.11n HT20 (Band Edge @ 3m)

WIFI Ant. 0	Note	Frequency (MHz)	Level (dBμV/m)	Over Limit (dB)	Limit Line (dBμV/m)	Read Level (dBμV)	Antenna Factor (dB/m)	Cable Loss (dB)	Preamp Factor (dB)	Ant Pos (cm)	Table Pos (deg)	Peak Avg. (P/A)	Pol. (H/V)
802.11n HT20 CH 36 5180MHz		5150	66.49	-7.51	74	58.23	31.9	9.83	33.47	188	149	P	H
		5150	53.22	-0.78	54	44.96	31.9	9.83	33.47	188	149	A	H
	*	5180	114.19	-	-	106	31.78	9.87	33.46	188	149	P	H
	*	5180	102.61	-	-	94.42	31.78	9.87	33.46	188	149	A	H
		5150	65.75	-8.25	74	57.49	31.9	9.83	33.47	193	93	P	V
		5150	51.9	-2.1	54	43.64	31.9	9.83	33.47	193	93	A	V
	*	5180	112.48	-	-	104.29	31.78	9.87	33.46	193	93	P	V
	*	5180	101.04	-	-	92.85	31.78	9.87	33.46	193	93	A	V
802.11n HT20 CH 44 5220MHz		5139.88	54.15	-19.85	74	45.89	31.92	9.81	33.47	191	167	P	H
		5139.1	41.69	-12.31	54	33.43	31.92	9.81	33.47	191	167	A	H
	*	5220	114.05	-	-	106.01	31.58	9.92	33.46	191	167	P	H
	*	5220	102.74	-	-	94.7	31.58	9.92	33.46	191	167	A	H
		5370.96	51.99	-22.01	74	43.94	31.38	10.11	33.44	191	167	P	H
		5357.24	40	-14	54	32.01	31.33	10.1	33.44	191	167	A	H
		5140.4	54.3	-19.7	74	46.04	31.92	9.81	33.47	260	167	P	V
		5139.1	41.47	-12.53	54	33.21	31.92	9.81	33.47	260	167	A	V
	*	5220	112.88	-	-	104.84	31.58	9.92	33.46	260	167	P	V
	*	5220	101.61	-	-	93.57	31.58	9.92	33.46	260	167	A	V
		5358.08	52.85	-21.15	74	44.86	31.33	10.1	33.44	260	167	P	V
		5446.28	39.86	-14.14	54	31.4	31.69	10.21	33.44	260	167	A	V

802.11n HT20 CH 48 5240MHz		5052.78	53.91	-20.09	74	45.88	31.81	9.69	33.47	201	167	P	H
		5138.58	41.14	-12.86	54	32.88	31.92	9.81	33.47	201	167	A	H
	*	5240	113.17	-	-	105.22	31.46	9.95	33.46	201	167	P	H
	*	5240	101.42	-	-	93.47	31.46	9.95	33.46	201	167	A	H
		5417.16	51.7	-22.3	74	43.4	31.57	10.17	33.44	201	167	P	H
		5351.64	40.04	-13.96	54	32.08	31.31	10.09	33.44	201	167	A	H
		5078.26	52.25	-21.75	74	44.09	31.91	9.72	33.47	253	169	P	V
		5138.32	40.98	-13.02	54	32.72	31.92	9.81	33.47	253	169	A	V
	*	5240	111.3	-	-	103.35	31.46	9.95	33.46	253	169	P	V
	*	5240	99.53	-	-	91.58	31.46	9.95	33.46	253	169	A	V
		5350.24	52.9	-21.1	74	44.95	31.3	10.09	33.44	253	169	P	V
		5387.2	39.78	-14.22	54	31.64	31.45	10.13	33.44	253	169	A	V
Remark	1. No other spurious found. 2. All results are PASS against Peak and Average limit line.												

Band 1 5150~5250MHz

WIFI 802.11n HT20 (Harmonic @ 3m)

WIFI Ant. 0	Note	Frequency (MHz)	Level (dBμV/m)	Over Limit (dB)	Limit Line (dBμV/m)	Read Level (dBμV)	Antenna Factor (dB/m)	Cable Loss (dB)	Preamp Factor (dB)	Ant Pos (cm)	Table Pos (deg)	Peak Avg. (P/A)	Pol. (H/V)
802.11n HT20 CH 36 5180MHz		10360	49.16	-19.04	68.2	54.11	39.58	16.23	60.76	100	0	P	H
		15540	45.15	-28.85	74	48.16	38.22	20.32	61.55	100	0	P	H
		10360	47.76	-20.44	68.2	52.71	39.58	16.23	60.76	100	0	P	V
		15540	44.87	-29.13	74	47.88	38.22	20.32	61.55	100	0	P	V
802.11n HT20 CH 44 5220MHz		10440	48.57	-19.63	68.2	53.55	39.7	16.28	60.96	100	0	P	H
		15660	46.34	-27.66	74	49.56	37.8	20.39	61.41	100	0	P	H
		10440	49.89	-18.31	68.2	54.87	39.7	16.28	60.96	100	0	P	V
		15660	46.26	-27.74	74	49.48	37.8	20.39	61.41	100	0	P	V
802.11n HT20 CH 48 5240MHz		10480	49.16	-19.04	68.2	54.21	39.7	16.3	61.05	100	0	P	H
		15720	45.89	-28.11	74	49.05	37.76	20.42	61.34	100	0	P	H
		10480	49.61	-18.59	68.2	54.66	39.7	16.3	61.05	100	0	P	V
		15720	46.45	-27.55	74	49.61	37.76	20.42	61.34	100	0	P	V
Remark	1. No other spurious found. 2. All results are PASS against Peak and Average limit line.												

Band 1 5150~5250MHz

WIFI 802.11n HT40 (Band Edge @ 3m)

WIFI Ant. 0	Note	Frequency (MHz)	Level (dBμV/m)	Over Limit (dB)	Limit Line (dBμV/m)	Read Level (dBμV)	Antenna Factor (dB/m)	Cable Loss (dB)	Preamp Factor (dB)	Ant Pos (cm)	Table Pos (deg)	Peak Avg. (P/A)	Pol. (H/V)
802.11n HT40 CH 38 5190MHz		5149.24	65.23	-8.77	74	56.97	31.9	9.83	33.47	204	149	P	H
		5150	51.9	-2.1	54	43.64	31.9	9.83	33.47	204	149	A	H
	*	5190	107.01	-	-	98.84	31.74	9.89	33.46	204	149	P	H
	*	5190	94.54	-	-	86.37	31.74	9.89	33.46	204	149	A	H
		5430.04	52.1	-21.9	74	43.73	31.62	10.19	33.44	204	149	P	H
		5387.2	39.98	-14.02	54	31.84	31.45	10.13	33.44	204	149	A	H
		5146.9	63.59	-10.41	74	55.33	31.91	9.82	33.47	194	94	P	V
		5150	50.76	-3.24	54	42.5	31.9	9.83	33.47	194	94	A	V
	*	5190	105.12	-	-	96.95	31.74	9.89	33.46	194	94	P	V
	*	5190	93.28	-	-	85.11	31.74	9.89	33.46	194	94	A	V
		5390.84	52.23	-21.77	74	44.07	31.46	10.14	33.44	194	94	P	V
		5446	39.94	-14.06	54	31.49	31.68	10.21	33.44	194	94	A	V
802.11n HT40 CH 46 5230MHz		5150	60.13	-13.87	74	51.87	31.9	9.83	33.47	189	168	P	H
		5150	46.57	-7.43	54	38.31	31.9	9.83	33.47	189	168	A	H
	*	5230	110.52	-	-	102.52	31.52	9.94	33.46	189	168	P	H
	*	5230	98.47	-	-	90.47	31.52	9.94	33.46	189	168	A	H
		5351.92	53.36	-20.64	74	45.4	31.31	10.09	33.44	189	168	P	H
		5350.24	40.32	-13.68	54	32.37	31.3	10.09	33.44	189	168	A	H
		5148.72	60.84	-13.16	74	52.58	31.9	9.83	33.47	198	96	P	V
		5150	46.34	-7.66	54	38.08	31.9	9.83	33.47	198	96	A	V
	*	5230	108.17	-	-	100.17	31.52	9.94	33.46	198	96	P	V
	*	5230	96.11	-	-	88.11	31.52	9.94	33.46	198	96	A	V
		5388.32	53.28	-20.72	74	45.13	31.45	10.14	33.44	198	96	P	V
		5387.48	39.91	-14.09	54	31.77	31.45	10.13	33.44	198	96	A	V
Remark	1. No other spurious found. 2. All results are PASS against Peak and Average limit line.												

Band 1 5150~5250MHz

WIFI 802.11n HT40 (Harmonic @ 3m)

WIFI Ant. 0	Note	Frequency (MHz)	Level (dBμV/m)	Over Limit (dB)	Limit Line (dBμV/m)	Read Level (dBμV)	Antenna Factor (dB/m)	Cable Loss (dB)	Preamp Factor (dB)	Ant Pos (cm)	Table Pos (deg)	Peak Avg. (P/A)	Pol. (H/V)
802.11n HT40 CH 38 5190MHz		10380	46.96	-21.24	68.2	51.89	39.64	16.24	60.81	100	0	P	H
		15570	45.09	-28.91	74	48.27	38.01	20.33	61.52	100	0	P	H
		10380	46.61	-21.59	68.2	51.54	39.64	16.24	60.81	100	0	P	V
		15570	45.18	-28.82	74	48.36	38.01	20.33	61.52	100	0	P	V
802.11n HT40 CH 46 5230MHz		10460	47.5	-20.7	68.2	52.51	39.7	16.29	61	100	0	P	H
		15690	46.14	-27.86	74	49.31	37.8	20.4	61.37	100	0	P	H
		10460	47.36	-20.84	68.2	52.37	39.7	16.29	61	100	0	P	V
		15690	46.48	-27.52	74	49.65	37.8	20.4	61.37	100	0	P	V
Remark	1. No other spurious found. 2. All results are PASS against Peak and Average limit line.												

Band 1 5150~5250MHz

WIFI 802.11ac VHT80 (Band Edge @ 3m)

WIFI Ant. 0	Note	Frequency (MHz)	Level (dBμV/m)	Over Limit (dB)	Limit Line (dBμV/m)	Read Level (dBμV)	Antenna Factor (dB/m)	Cable Loss (dB)	Preamp Factor (dB)	Ant Pos (cm)	Table Pos (deg)	Peak Avg. (P/A)	Pol. (H/V)
802.11ac VHT80 CH 42 5210MHz		5144.04	65.9	-8.1	74	57.64	31.91	9.82	33.47	210	148	P	H
		5150	52.16	-1.84	54	43.9	31.9	9.83	33.47	210	148	A	H
	*	5210	102.12	-	-	94.03	31.64	9.91	33.46	210	148	P	H
	*	5210	89.73	-	-	81.64	31.64	9.91	33.46	210	148	A	H
		5411	52.7	-21.3	74	44.43	31.54	10.17	33.44	210	148	P	H
		5358.36	40.01	-13.99	54	32.02	31.33	10.1	33.44	210	148	A	H
		5147.68	64.54	-9.46	74	56.29	31.9	9.82	33.47	190	95	P	V
		5150	51.13	-2.87	54	42.87	31.9	9.83	33.47	190	95	A	V
	*	5210	100.91	-	-	92.82	31.64	9.91	33.46	190	95	P	V
	*	5210	88.48	-	-	80.39	31.64	9.91	33.46	190	95	A	V
		5403.44	52.93	-21.07	74	44.71	31.51	10.15	33.44	190	95	P	V
		5387.2	39.9	-14.1	54	31.76	31.45	10.13	33.44	190	95	A	V
Remark	1. No other spurious found. 2. All results are PASS against Peak and Average limit line.												

Band 1 5150~5250MHz

WIFI 802.11ac VHT80 (Harmonic @ 3m)

WIFI Ant. 0	Note	Frequency (MHz)	Level (dBμV/m)	Over Limit (dB)	Limit Line (dBμV/m)	Read Level (dBμV)	Antenna Factor (dB/m)	Cable Loss (dB)	Preamp Factor (dB)	Ant Pos (cm)	Table Pos (deg)	Peak Avg. (P/A)	Pol. (H/V)
802.11ac VHT80 CH 42 5210MHz		10420	45.85	-22.35	68.2	50.8	39.7	16.26	60.91	100	0	P	H
		15630	45.91	-28.09	74	49.18	37.8	20.37	61.44	100	0	P	H
		10420	45.76	-22.44	68.2	50.71	39.7	16.26	60.91	100	0	P	V
		15630	46.01	-27.99	74	49.28	37.8	20.37	61.44	100	0	P	V
Remark	1. No other spurious found. 2. All results are PASS against Peak and Average limit line.												

Band 2 - 5250~5350MHz

WIFI 802.11a (Band Edge @ 3m)

WIFI Ant. 0	Note	Frequency (MHz)	Level (dBμV/m)	Over Limit (dB)	Limit Line (dBμV/m)	Read Level (dBμV)	Antenna Factor (dB/m)	Cable Loss (dB)	Preamp Factor (dB)	Ant Pos (cm)	Table Pos (deg)	Peak Avg. (P/A)	Pol. (H/V)
802.11a CH 52 5260MHz		5050.66	52.82	-21.18	74	44.81	31.8	9.68	33.47	189	161	P	H
		5148.24	40.96	-13.04	54	32.71	31.9	9.82	33.47	189	161	A	H
	*	5260	112.97	-	-	105.07	31.38	9.97	33.45	189	161	P	H
	*	5260	101.49	-	-	93.59	31.38	9.97	33.45	189	161	A	H
		5391.84	52.88	-21.12	74	44.71	31.47	10.14	33.44	189	161	P	H
		5355.6	40.52	-13.48	54	32.55	31.32	10.09	33.44	189	161	A	H
		5148.58	53.25	-20.75	74	44.99	31.9	9.83	33.47	249	169	P	V
		5148.24	40.85	-13.15	54	32.6	31.9	9.82	33.47	249	169	A	V
	*	5260	111.04	-	-	103.14	31.38	9.97	33.45	249	169	P	V
	*	5260	99.65	-	-	91.75	31.38	9.97	33.45	249	169	A	V
		5432.64	52.8	-21.2	74	44.41	31.63	10.2	33.44	249	169	P	V
		5386.32	39.82	-14.18	54	31.68	31.45	10.13	33.44	249	169	A	V
802.11a CH 60 5300MHz		5097.24	53.2	-20.8	74	44.93	31.99	9.75	33.47	186	159	P	H
		5148.58	40.63	-13.37	54	32.37	31.9	9.83	33.47	186	159	A	H
	*	5300	114.08	-	-	106.21	31.3	10.02	33.45	186	159	P	H
	*	5300	102.71	-	-	94.84	31.3	10.02	33.45	186	159	A	H
		5350.56	61.21	-12.79	74	53.26	31.3	10.09	33.44	186	159	P	H
		5350.08	48.29	-5.71	54	40.34	31.3	10.09	33.44	186	159	A	H
		5111.52	53.41	-20.59	74	45.13	31.98	9.77	33.47	263	167	P	V
		5148.92	40.57	-13.43	54	32.31	31.9	9.83	33.47	263	167	A	V
	*	5300	111.65	-	-	103.78	31.3	10.02	33.45	263	167	P	V
	*	5300	100.49	-	-	92.62	31.3	10.02	33.45	263	167	A	V
		5350.08	59.04	-14.96	74	51.09	31.3	10.09	33.44	263	167	P	V
		5350.08	45.74	-8.26	54	37.79	31.3	10.09	33.44	263	167	A	V

802.11a CH 64 5320MHz	*	5320	111.92	-	-	104.02	31.3	10.05	33.45	186	160	P	H
	*	5320	100.72	-	-	92.82	31.3	10.05	33.45	186	160	A	H
		5350.56	64.94	-9.06	74	56.99	31.3	10.09	33.44	186	160	P	H
		5350.08	52.28	-1.72	54	44.33	31.3	10.09	33.44	186	160	A	H
	*	5320	109.99	-	-	102.09	31.3	10.05	33.45	272	167	P	V
	*	5320	99.06	-	-	91.16	31.3	10.05	33.45	272	167	A	V
		5350.4	62.32	-11.68	74	54.37	31.3	10.09	33.44	272	167	P	V
		5350.08	49.95	-4.05	54	42	31.3	10.09	33.44	272	167	A	V
Remark	1. No other spurious found. 2. All results are PASS against Peak and Average limit line.												

Band 2 5250~5350MHz

WIFI 802.11a (Harmonic @ 3m)

WIFI Ant. 0	Note	Frequency (MHz)	Level (dBμV/m)	Over Limit (dB)	Limit Line (dBμV/m)	Read Level (dBμV)	Antenna Factor (dB/m)	Cable Loss (dB)	Preamp Factor (dB)	Ant Pos (cm)	Table Pos (deg)	Peak Avg. (P/A)	Pol. (H/V)
802.11a CH 52 5260MHz		10520	54.4	-13.8	68.2	59.45	39.74	16.33	61.12	325	279	P	H
		15780	47.03	-26.97	74	50.19	37.64	20.46	61.26	100	0	P	H
		10520	55.17	-13.03	68.2	60.22	39.74	16.33	61.12	142	79	P	V
		15780	45.66	-28.34	74	48.82	37.64	20.46	61.26	100	0	P	V
802.11a CH 60 5300MHz		10600	56.94	-17.06	74	61.88	39.9	16.38	61.22	304	282	P	H
		10600	43.56	-10.44	54	48.5	39.9	16.38	61.22	304	282	A	H
		15900	45.19	-28.81	74	48.48	37.3	20.53	61.12	100	0	P	H
		10600	57.69	-16.31	74	63.44	39.9	15.57	61.22	171	78	P	V
		10600	44.29	-9.71	54	50.04	39.9	15.57	61.22	171	78	A	V
		15900	43.91	-30.09	74	48.16	37.3	19.57	61.12	100	0	P	V
802.11a CH 64 5320MHz		10640	55.03	-18.97	74	60.05	39.86	16.39	61.27	308	282	P	H
		10640	41.67	-12.33	54	46.69	39.86	16.39	61.27	308	282	A	H
		15960	45.29	-28.71	74	48.42	37.36	20.56	61.05	100	0	P	H
		10640	55.07	-18.93	74	60.09	39.86	16.39	61.27	159	81	P	V
		10640	41.94	-12.06	54	46.96	39.86	16.39	61.27	159	81	A	V
		15960	45.05	-28.95	74	48.15	37.37	20.57	61.04	100	0	P	V
Remark	1. No other spurious found. 2. All results are PASS against Peak and Average limit line.												

Band 2 5250~5350MHz

WIFI 802.11n HT20 (Band Edge @ 3m)

WIFI Ant. 0	Note	Frequency (MHz)	Level (dBμV/m)	Over Limit (dB)	Limit Line (dBμV/m)	Read Level (dBμV)	Antenna Factor (dB/m)	Cable Loss (dB)	Preamp Factor (dB)	Ant Pos (cm)	Table Pos (deg)	Peak Avg. (P/A)	Pol. (H/V)
802.11n HT20 CH 52 5260MHz		5135.32	52.81	-21.19	74	44.54	31.93	9.81	33.47	188	161	P	H
		5148.58	41.31	-12.69	54	33.05	31.9	9.83	33.47	188	161	A	H
	*	5260	112.85	-	-	104.95	31.38	9.97	33.45	188	161	P	H
	*	5260	101.52	-	-	93.62	31.38	9.97	33.45	188	161	A	H
		5358.48	53.15	-20.85	74	45.16	31.33	10.1	33.44	188	161	P	H
		5355.6	40.59	-13.41	54	32.62	31.32	10.09	33.44	188	161	A	H
		5067.66	52.99	-21.01	74	44.88	31.87	9.71	33.47	277	168	P	V
		5148.58	41.04	-12.96	54	32.78	31.9	9.83	33.47	277	168	A	V
	*	5260	110.88	-	-	102.98	31.38	9.97	33.45	277	168	P	V
	*	5260	99.48	-	-	91.58	31.38	9.97	33.45	277	168	A	V
		5355.84	52.2	-21.8	74	44.23	31.32	10.09	33.44	277	168	P	V
		5355.84	40.09	-13.91	54	32.12	31.32	10.09	33.44	277	168	A	V
802.11n HT20 CH 60 5300MHz		5125.12	53.37	-20.63	74	45.1	31.95	9.79	33.47	183	159	P	H
		5133.96	40.72	-13.28	54	32.46	31.93	9.8	33.47	183	159	A	H
	*	5300	113.68	-	-	105.81	31.3	10.02	33.45	183	159	P	H
	*	5300	102.31	-	-	94.44	31.3	10.02	33.45	183	159	A	H
		5352.24	61.2	-12.8	74	53.24	31.31	10.09	33.44	183	159	P	H
		5350.08	48.85	-5.15	54	40.9	31.3	10.09	33.44	183	159	A	H
		5136	53.51	-20.49	74	45.24	31.93	9.81	33.47	276	168	P	V
		5148.92	40.5	-13.5	54	32.24	31.9	9.83	33.47	276	168	A	V
	*	5300	111.61	-	-	103.74	31.3	10.02	33.45	276	168	P	V
	*	5300	100.26	-	-	92.39	31.3	10.02	33.45	276	168	A	V
		5350.08	57.04	-16.96	74	49.09	31.3	10.09	33.44	276	168	P	V
		5350.08	45.99	-8.01	54	38.04	31.3	10.09	33.44	276	168	A	V

802.11n HT20 CH 64 5320MHz	*	5320	112.28	-	-	104.38	31.3	10.05	33.45	207	157	P	H
	*	5320	100.92	-	-	93.02	31.3	10.05	33.45	207	157	A	H
		5350.08	68.01	-5.99	74	60.06	31.3	10.09	33.44	207	157	P	H
		5350.08	52.97	-1.03	54	45.02	31.3	10.09	33.44	207	157	A	H
	*	5320	110.48	-	-	102.58	31.3	10.05	33.45	278	167	P	V
	*	5320	98.79	-	-	90.89	31.3	10.05	33.45	278	167	A	V
		5350.08	65.72	-8.28	74	57.77	31.3	10.09	33.44	278	167	P	V
		5350.08	50.44	-3.56	54	42.49	31.3	10.09	33.44	278	167	A	V
Remark	1. No other spurious found. 2. All results are PASS against Peak and Average limit line.												

Band 2 5250~5350MHz

WIFI 802.11n HT20 (Harmonic @ 3m)

WIFI Ant. 0	Note	Frequency (MHz)	Level (dBμV/m)	Over Limit (dB)	Limit Line (dBμV/m)	Read Level (dBμV)	Antenna Factor (dB/m)	Cable Loss (dB)	Preamp Factor (dB)	Ant Pos (cm)	Table Pos (deg)	Peak Avg. (P/A)	Pol. (H/V)
802.11n HT20 CH 52 5260MHz		10520	49.98	-18.22	68.2	55.03	39.74	16.33	61.12	100	0	P	H
		15780	45.68	-28.32	74	48.84	37.64	20.46	61.26	100	0	P	H
		10520	54.68	-13.52	68.2	59.73	39.74	16.33	61.12	116	80	P	V
		15780	45.61	-28.39	74	48.77	37.64	20.46	61.26	100	0	P	V
802.11n HT20 CH 60 5300MHz		10600	56.13	-17.87	74	61.07	39.9	16.38	61.22	270	232	P	H
		10600	43.51	-10.49	54	48.45	39.9	16.38	61.22	270	232	A	H
		15900	46.63	-27.37	74	49.92	37.3	20.53	61.12	100	0	P	H
		10600	56.46	-17.54	74	61.4	39.9	16.38	61.22	164	121	P	V
		10600	43.75	-10.25	54	48.69	39.9	16.38	61.22	164	121	A	V
		15900	46.34	-27.66	74	49.63	37.3	20.53	61.12	100	0	P	V
802.11n HT20 CH 64 5320MHz		10640	54.26	-19.74	74	59.28	39.86	16.39	61.27	317	279	P	H
		10640	41.63	-12.37	54	46.65	39.86	16.39	61.27	317	279	A	H
		15960	45.32	-28.68	74	48.45	37.36	20.56	61.05	100	0	P	H
		10640	55.36	-18.64	74	60.38	39.86	16.39	61.27	173	82	P	V
		10640	41.79	-12.21	54	46.81	39.86	16.39	61.27	173	82	A	V
		15960	45	-29	74	48.13	37.36	20.56	61.05	100	0	P	V
Remark	1. No other spurious found. 2. All results are PASS against Peak and Average limit line.												

Band 2 5250~5350MHz

WIFI 802.11n HT40 (Band Edge @ 3m)

WIFI Ant. 0	Note	Frequency (MHz)	Level (dBμV/m)	Over Limit (dB)	Limit Line (dBμV/m)	Read Level (dBμV)	Antenna Factor (dB/m)	Cable Loss (dB)	Preamp Factor (dB)	Ant Pos (cm)	Table Pos (deg)	Peak Avg. (P/A)	Pol. (H/V)
802.11n HT40 CH 54 5270MHz		5148.58	54.36	-19.64	74	46.1	31.9	9.83	33.47	193	162	P	H
		5148.92	41.39	-12.61	54	33.13	31.9	9.83	33.47	193	162	A	H
	*	5270	109.37	-	-	101.47	31.36	9.99	33.45	193	162	P	H
	*	5270	97.42	-	-	89.52	31.36	9.99	33.45	193	162	A	H
		5354.16	58.89	-15.11	74	50.92	31.32	10.09	33.44	193	162	P	H
		5350.08	45.4	-8.6	54	37.45	31.3	10.09	33.44	193	162	A	H
		5100.98	53.11	-20.89	74	44.82	32	9.76	33.47	283	167	P	V
		5149.6	41.19	-12.81	54	32.93	31.9	9.83	33.47	283	167	A	V
	*	5270	107.01	-	-	99.11	31.36	9.99	33.45	283	167	P	V
	*	5270	95.52	-	-	87.62	31.36	9.99	33.45	283	167	A	V
		5354.16	55.21	-18.79	74	47.24	31.32	10.09	33.44	283	167	P	V
		5350.08	43.93	-10.07	54	35.98	31.3	10.09	33.44	283	167	A	V
802.11n HT40 CH 62 5310MHz		5105.06	54.13	-19.87	74	45.85	31.99	9.76	33.47	187	158	P	H
		5148.92	40.78	-13.22	54	32.52	31.9	9.83	33.47	187	158	A	H
	*	5310	105.48	-	-	97.59	31.3	10.04	33.45	187	158	P	H
	*	5310	93.41	-	-	85.52	31.3	10.04	33.45	187	158	A	H
		5352.72	64.74	-9.26	74	56.78	31.31	10.09	33.44	187	158	P	H
		5350.08	52.73	-1.27	54	44.78	31.3	10.09	33.44	187	158	A	H
		5134.64	53.51	-20.49	74	45.24	31.93	9.81	33.47	288	167	P	V
		5133.62	40.53	-13.47	54	32.27	31.93	9.8	33.47	288	167	A	V
	*	5310	103.1	-	-	95.21	31.3	10.04	33.45	288	167	P	V
	*	5310	91.54	-	-	83.65	31.3	10.04	33.45	288	167	A	V
		5350.32	63.63	-10.37	74	55.68	31.3	10.09	33.44	288	167	P	V
		5350.08	50.71	-3.29	54	42.76	31.3	10.09	33.44	288	167	A	V
Remark	1. No other spurious found. 2. All results are PASS against Peak and Average limit line.												

Band 2 5250~5350MHz

WIFI 802.11n HT40 (Harmonic @ 3m)

WIFI Ant. 0	Note	Frequency (MHz)	Level (dBμV/m)	Over Limit (dB)	Limit Line (dBμV/m)	Read Level (dBμV)	Antenna Factor (dB/m)	Cable Loss (dB)	Preamp Factor (dB)	Ant Pos (cm)	Table Pos (deg)	Peak Avg. (P/A)	Pol. (H/V)
802.11n HT40 CH 54 5270MHz		10540	49	-19.2	68.2	54.03	39.78	16.34	61.15	100	0	P	H
		15810	46.04	-27.96	74	49.22	37.57	20.48	61.23	100	0	P	H
		10540	48.49	-19.71	68.2	53.52	39.78	16.34	61.15	100	0	P	V
		15810	45.84	-28.16	74	49.02	37.57	20.48	61.23	100	0	P	V
802.11n HT40 CH 62 5310MHz		10620	46.08	-27.92	74	51.06	39.88	16.38	61.24	100	0	P	H
		15930	45.13	-28.87	74	48.33	37.33	20.55	61.08	100	0	P	H
		10620	46.56	-27.44	74	51.54	39.88	16.38	61.24	100	0	P	V
		15930	45.12	-28.88	74	48.32	37.33	20.55	61.08	100	0	P	V
Remark	1. No other spurious found. 2. All results are PASS against Peak and Average limit line.												

Band 2 5250~5350MHz

WIFI 802.11ac VHT80 (Band Edge @ 3m)

WIFI Ant. 0	Note	Frequency (MHz)	Level (dBμV/m)	Over Limit (dB)	Limit Line (dBμV/m)	Read Level (dBμV)	Antenna Factor (dB/m)	Cable Loss (dB)	Preamp Factor (dB)	Ant Pos (cm)	Table Pos (deg)	Peak Avg. (P/A)	Pol. (H/V)
802.11ac VHT80 CH 58 5290MHz		5061.2	53.67	-20.33	74	45.6	31.84	9.7	33.47	204	159	P	H
		5148.58	41.44	-12.56	54	33.18	31.9	9.83	33.47	204	159	A	H
	*	5290	102.32	-	-	94.44	31.32	10.01	33.45	204	159	P	H
	*	5290	89.64	-	-	81.76	31.32	10.01	33.45	204	159	A	H
		5354.4	67.13	-6.87	74	59.16	31.32	10.09	33.44	204	159	P	H
		5350.08	53.46	-0.54	54	45.51	31.3	10.09	33.44	204	159	A	H
		5145.52	54.04	-19.96	74	45.78	31.91	9.82	33.47	279	166	P	V
		5149.6	41.32	-12.68	54	33.06	31.9	9.83	33.47	279	166	A	V
	*	5290	99.72	-	-	91.84	31.32	10.01	33.45	279	166	P	V
	*	5290	87.93	-	-	80.05	31.32	10.01	33.45	279	166	A	V
		5351.52	64.37	-9.63	74	56.41	31.31	10.09	33.44	279	166	P	V
		5350.08	50.97	-3.03	54	43.02	31.3	10.09	33.44	279	166	A	V
Remark	1. No other spurious found. 2. All results are PASS against Peak and Average limit line.												

Band 2 5250~5350MHz

WIFI 802.11ac VHT80 (Harmonic @ 3m)

WIFI Ant. 0	Note	Frequency (MHz)	Level (dBμV/m)	Over Limit (dB)	Limit Line (dBμV/m)	Read Level (dBμV)	Antenna Factor (dB/m)	Cable Loss (dB)	Preamp Factor (dB)	Ant Pos (cm)	Table Pos (deg)	Peak Avg. (P/A)	Pol. (H/V)
802.11ac VHT80 CH 58 5290MHz		10580	46.29	-21.91	68.2	51.26	39.86	16.37	61.2	100	0	P	H
		15870	45.27	-28.73	74	48.53	37.39	20.51	61.16	100	0	P	H
		10580	46.69	-21.51	68.2	51.66	39.86	16.37	61.2	100	0	P	V
		15870	45.63	-28.37	74	48.89	37.39	20.51	61.16	100	0	P	V
Remark	1. No other spurious found. 2. All results are PASS against Peak and Average limit line.												

Band 3 - 5470~5725MHz

WIFI 802.11a (Band Edge @ 3m)

WIFI Ant. 0	Note	Frequency (MHz)	Level (dBμV/m)	Over Limit (dB)	Limit Line (dBμV/m)	Read Level (dBμV)	Antenna Factor (dB/m)	Cable Loss (dB)	Preamp Factor (dB)	Ant Pos (cm)	Table Pos (deg)	Peak Avg. (P/A)	Pol. (H/V)
802.11a CH 100 5500MHz		5459.12	61.95	-12.05	74	53.41	31.74	10.23	33.43	204	147	P	H
		5468.56	66.8	-1.4	68.2	58.21	31.77	10.25	33.43	204	147	P	H
		5460	46.29	-7.71	54	37.75	31.74	10.23	33.43	204	147	A	H
	*	5500	113.88	-	-	105.12	31.9	10.29	33.43	204	147	P	H
	*	5500	104.69	-	-	95.93	31.9	10.29	33.43	204	147	A	H
		5459.12	58.56	-15.44	74	50.02	31.74	10.23	33.43	163	183	P	V
		5469.68	65.39	-2.81	68.2	56.79	31.78	10.25	33.43	163	183	P	V
		5460	43.6	-10.4	54	35.06	31.74	10.23	33.43	163	183	A	V
	*	5500	109.66	-	-	100.9	31.9	10.29	33.43	163	183	P	V
	*	5500	100.48	-	-	91.72	31.9	10.29	33.43	163	183	A	V
802.11a CH 116 5580MHz		5414.8	54.05	-19.95	74	45.76	31.56	10.17	33.44	196	144	P	H
		5460.16	54.1	-14.1	68.2	45.56	31.74	10.23	33.43	196	144	P	H
		5459.92	42.31	-11.69	54	33.77	31.74	10.23	33.43	196	144	A	H
	*	5580	115.9	-	-	107.14	31.8	10.4	33.44	196	144	P	H
	*	5580	106.73	-	-	97.97	31.8	10.4	33.44	196	144	A	H
		5764.37	54.44	-13.76	68.2	45.26	32.13	10.52	33.47	196	144	P	H
		5453.92	54.62	-19.38	74	46.1	31.72	10.23	33.43	206	88	P	V
		5467.84	53.69	-14.51	68.2	45.11	31.77	10.24	33.43	206	88	P	V
		5459.92	41.78	-12.22	54	33.24	31.74	10.23	33.43	206	88	A	V
	*	5580	112.43	-	-	103.67	31.8	10.4	33.44	206	88	P	V
	*	5580	103.2	-	-	94.44	31.8	10.4	33.44	206	88	A	V
		5756.495	54.48	-13.72	68.2	45.32	32.11	10.52	33.47	206	88	P	V

802.11a CH 140 5700MHz	*	5700	113.14	-	-	104.11	32	10.49	33.46	199	159	P	H
	*	5700	103.74	-	-	94.71	32	10.49	33.46	199	159	A	H
		5725.88	67.25	-0.95	68.2	58.16	32.05	10.5	33.46	199	159	P	H
	*	5700	108.75	-	-	99.72	32	10.49	33.46	223	130	P	V
	*	5700	99.35	-	-	90.32	32	10.49	33.46	223	130	A	V
		5726.12	62.29	-5.91	68.2	53.2	32.05	10.5	33.46	223	130	P	V
Remark	1. No other spurious found. 2. All results are PASS against Peak and Average limit line.												

Band 3 - 5470~5725MHz

WIFI 802.11a (Harmonic @ 3m)

WIFI Ant. 0	Note	Frequency (MHz)	Level (dBμV/m)	Over Limit (dB)	Limit Line (dBμV/m)	Read Level (dBμV)	Antenna Factor (dB/m)	Cable Loss (dB)	Preamp Factor (dB)	Ant Pos (cm)	Table Pos (deg)	Peak Avg. (P/A)	Pol. (H/V)
802.11a CH 100 5500MHz		11000	49.08	-24.92	74	53.97	40.2	16.61	61.7	100	0	P	H
		16500	47.99	-20.21	68.2	47.09	39.4	21.2	59.7	100	0	P	H
		11000	47.61	-26.39	74	52.5	40.2	16.61	61.7	100	0	P	V
		16500	48.18	-20.02	68.2	47.28	39.4	21.2	59.7	100	0	P	V
802.11a CH 116 5580MHz		11160	49.53	-24.47	74	55.03	39.62	16.74	61.86	100	0	P	H
		16740	49.93	-18.27	68.2	47.7	40.4	21.48	59.65	100	0	P	H
		11160	47.81	-26.19	74	53.31	39.62	16.74	61.86	100	0	P	V
		16740	49.13	-19.07	68.2	46.9	40.4	21.48	59.65	100	0	P	V
802.11a CH 140 5700MHz		11400	46.01	-27.99	74	51.57	39.6	16.94	62.1	100	0	P	H
		17100	49.83	-18.37	68.2	46.76	40.5	21.95	59.38	100	0	P	H
		11400	46.9	-27.1	74	52.46	39.6	16.94	62.1	100	0	P	V
		17100	49.27	-18.93	68.2	46.2	40.5	21.95	59.38	100	0	P	V
Remark	1. No other spurious found. 2. All results are PASS against Peak and Average limit line.												

Band 3 - 5470~5725MHz

WIFI 802.11n HT20 (Band Edge @ 3m)

WIFI Ant. 0	Note	Frequency (MHz)	Level (dBμV/m)	Over Limit (dB)	Limit Line (dBμV/m)	Read Level (dBμV)	Antenna Factor (dB/m)	Cable Loss (dB)	Preamp Factor (dB)	Ant Pos (cm)	Table Pos (deg)	Peak Avg. (P/A)	Pol. (H/V)
802.11n HT20 CH 100 5500MHz		5459.76	60.76	-13.24	74	52.22	31.74	10.23	33.43	204	146	P	H
		5469.36	67.25	-0.95	68.2	58.65	31.78	10.25	33.43	204	146	P	H
		5460	45.95	-8.05	54	37.41	31.74	10.23	33.43	204	146	A	H
	*	5500	113.41	-	-	104.65	31.9	10.29	33.43	204	146	P	H
	*	5500	103.87	-	-	95.11	31.9	10.29	33.43	204	146	A	H
		5456.08	56.99	-17.01	74	48.47	31.72	10.23	33.43	163	182	P	V
		5468.24	61.92	-6.28	68.2	53.33	31.77	10.25	33.43	163	182	P	V
		5460	43.6	-10.4	54	35.06	31.74	10.23	33.43	163	182	A	V
	*	5500	109.28	-	-	100.52	31.9	10.29	33.43	163	182	P	V
	*	5500	99.77	-	-	91.01	31.9	10.29	33.43	163	182	A	V
802.11n HT20 CH 116 5580MHz		5451.28	54.56	-19.44	74	46.06	31.71	10.22	33.43	198	145	P	H
		5461.6	54.02	-14.18	68.2	45.46	31.75	10.24	33.43	198	145	P	H
		5459.92	42.48	-11.52	54	33.94	31.74	10.23	33.43	198	145	A	H
	*	5580	115.73	-	-	106.97	31.8	10.4	33.44	198	145	P	H
	*	5580	106.33	-	-	97.57	31.8	10.4	33.44	198	145	A	H
		5761.85	54.33	-13.87	68.2	45.16	32.12	10.52	33.47	198	145	P	H
		5434.48	53.94	-20.06	74	45.54	31.64	10.2	33.44	203	88	P	V
		5469.76	53.61	-14.59	68.2	45.01	31.78	10.25	33.43	203	88	P	V
		5459.92	41.78	-12.22	54	33.24	31.74	10.23	33.43	203	88	A	V
	*	5580	112.25	-	-	103.49	31.8	10.4	33.44	203	88	P	V
	*	5580	102.84	-	-	94.08	31.8	10.4	33.44	203	88	A	V
		5748.935	55.11	-13.09	68.2	45.96	32.1	10.51	33.46	203	88	P	V

802.11n HT20 CH 140 5700MHz	*	5700	112.5	-	-	103.47	32	10.49	33.46	200	159	P	H
	*	5700	102.84	-	-	93.81	32	10.49	33.46	200	159	A	H
		5725.8	67.36	-0.84	68.2	58.27	32.05	10.5	33.46	200	159	P	H
	*	5700	108.26	-	-	99.23	32	10.49	33.46	217	177	P	V
	*	5700	98.68	-	-	89.65	32	10.49	33.46	217	177	A	V
		5726.04	63.86	-4.34	68.2	54.77	32.05	10.5	33.46	217	177	P	V
Remark	1. No other spurious found. 2. All results are PASS against Peak and Average limit line.												

Band 3 - 5470~5725MHz

WIFI 802.11n HT20 (Harmonic @ 3m)

WIFI Ant. 0	Note	Frequency (MHz)	Level (dBμV/m)	Over Limit (dB)	Limit Line (dBμV/m)	Read Level (dBμV)	Antenna Factor (dB/m)	Cable Loss (dB)	Preamp Factor (dB)	Ant Pos (cm)	Table Pos (deg)	Peak Avg. (P/A)	Pol. (H/V)
802.11n		11000	49.21	-24.79	74	54.1	40.2	16.61	61.7	100	0	P	H
HT20		16500	47.51	-20.69	68.2	46.61	39.4	21.2	59.7	100	0	P	H
CH 100		11000	47.37	-26.63	74	52.26	40.2	16.61	61.7	100	0	P	V
5500MHz		16500	47.54	-20.66	68.2	46.64	39.4	21.2	59.7	100	0	P	V
802.11n		11160	47.59	-26.41	74	53.09	39.62	16.74	61.86	100	0	P	H
HT20		16740	48.96	-19.24	68.2	46.73	40.4	21.48	59.65	100	0	P	H
CH 116		11160	48.22	-25.78	74	53.72	39.62	16.74	61.86	100	0	P	V
5580MHz		16740	49.42	-18.78	68.2	47.19	40.4	21.48	59.65	100	0	P	V
802.11n		11400	46.06	-27.94	74	51.62	39.6	16.94	62.1	100	0	P	H
HT20		17100	49.48	-18.72	68.2	46.41	40.5	21.95	59.38	100	0	P	H
CH 140		11400	46	-28	74	51.56	39.6	16.94	62.1	100	0	P	V
5700MHz		17100	49.49	-18.71	68.2	46.42	40.5	21.95	59.38	100	0	P	V
Remark	1. No other spurious found. 2. All results are PASS against Peak and Average limit line.												

Band 3 - 5470~5725MHz

WIFI 802.11n HT40 (Band Edge @ 3m)

WIFI Ant. 0	Note	Frequency (MHz)	Level (dBμV/m)	Over Limit (dB)	Limit Line (dBμV/m)	Read Level (dBμV)	Antenna Factor (dB/m)	Cable Loss (dB)	Preamp Factor (dB)	Ant Pos (cm)	Table Pos (deg)	Peak Avg. (P/A)	Pol. (H/V)
802.11n HT40 CH 102 5510MHz		5459.44	59.15	-14.85	74	50.61	31.74	10.23	33.43	199	148	P	H
		5469.28	65.88	-2.32	68.2	57.28	31.78	10.25	33.43	199	148	P	H
		5459.92	47.02	-6.98	54	38.48	31.74	10.23	33.43	199	148	A	H
	*	5510	107.91	-	-	99.16	31.88	10.3	33.43	199	148	P	H
	*	5510	97.7	-	-	88.95	31.88	10.3	33.43	199	148	A	H
		5748.305	54.77	-13.43	68.2	45.62	32.1	10.51	33.46	199	148	P	H
		5455.84	56.33	-17.67	74	47.81	31.72	10.23	33.43	165	182	P	V
		5469.28	62.41	-5.79	68.2	53.81	31.78	10.25	33.43	165	182	P	V
		5459.92	44.04	-9.96	54	35.5	31.74	10.23	33.43	165	182	A	V
	*	5510	103.92	-	-	95.17	31.88	10.3	33.43	165	182	P	V
	*	5510	93.54	-	-	84.79	31.88	10.3	33.43	165	182	A	V
		5736.965	54.53	-13.67	68.2	45.41	32.07	10.51	33.46	165	182	P	V
802.11n HT40 CH 110 5550MHz		5456.32	58.85	-15.15	74	50.32	31.73	10.23	33.43	221	123	P	H
		5469.52	61.05	-7.15	68.2	52.45	31.78	10.25	33.43	221	123	P	H
		5459.92	45.83	-8.17	54	37.29	31.74	10.23	33.43	221	123	A	H
	*	5550	112.43	-	-	103.71	31.8	10.36	33.44	221	123	P	H
	*	5550	102.8	-	-	94.08	31.8	10.36	33.44	221	123	A	H
		5747.99	55.01	-13.19	68.2	45.86	32.1	10.51	33.46	221	123	P	H
		5459.2	54.82	-19.18	74	46.28	31.74	10.23	33.43	138	181	P	V
		5469.76	57.05	-11.15	68.2	48.45	31.78	10.25	33.43	138	181	P	V
		5459.92	43.14	-10.86	54	34.6	31.74	10.23	33.43	138	181	A	V
	*	5550	108.22	-	-	99.5	31.8	10.36	33.44	138	181	P	V
	*	5550	98.72	-	-	90	31.8	10.36	33.44	138	181	A	V
		5737.91	53.97	-14.23	68.2	44.84	32.08	10.51	33.46	138	181	P	V

802.11n HT40 CH 134 5670MHz		5458.85	54	-20	74	45.46	31.74	10.23	33.43	191	160	P	H
		5469	53.56	-14.64	68.2	44.96	31.78	10.25	33.43	191	160	P	H
		5459.9	41.96	-12.04	54	33.42	31.74	10.23	33.43	191	160	A	H
	*	5670	111.15	-	-	102.31	31.82	10.47	33.45	191	160	P	H
	*	5670	100.58	-	-	91.74	31.82	10.47	33.45	191	160	A	H
		5726.325	67.69	-0.51	68.2	58.6	32.05	10.5	33.46	191	160	P	H
		5406.35	53.52	-20.48	74	45.27	31.53	10.16	33.44	220	182	P	V
		5464.45	52.41	-15.79	68.2	43.84	31.76	10.24	33.43	220	182	P	V
		5459.9	41.4	-12.6	54	32.86	31.74	10.23	33.43	220	182	A	V
	*	5670	105.86	-	-	97.02	31.82	10.47	33.45	220	182	P	V
	*	5670	96.16	-	-	87.32	31.82	10.47	33.45	220	182	A	V
		5726.325	62.23	-5.97	68.2	53.14	32.05	10.5	33.46	220	182	P	V
Remark	1. No other spurious found. 2. All results are PASS against Peak and Average limit line.												

Band 3 - 5470~5725MHz

WIFI 802.11n HT40 (Harmonic @ 3m)

WIFI Ant. 0	Note	Frequency (MHz)	Level (dBμV/m)	Over Limit (dB)	Limit Line (dBμV/m)	Read Level (dBμV)	Antenna Factor (dB/m)	Cable Loss (dB)	Preamp Factor (dB)	Ant Pos (cm)	Table Pos (deg)	Peak Avg. (P/A)	Pol. (H/V)
802.11n		11020	47.39	-26.61	74	52.36	40.12	16.63	61.72	100	0	P	H
HT40		16530	47.38	-20.82	68.2	46.44	39.4	21.23	59.69	100	0	P	H
CH 102		11020	47.4	-26.6	74	52.37	40.12	16.63	61.72	100	0	P	V
5510MHz		16530	47.98	-20.22	68.2	47.04	39.4	21.23	59.69	100	0	P	V
802.11n		11100	47.52	-26.48	74	52.83	39.8	16.69	61.8	100	0	P	H
HT40		16650	48.18	-20.02	68.2	46.67	39.8	21.38	59.67	100	0	P	H
CH 110		11100	46.66	-27.34	74	51.97	39.8	16.69	61.8	100	0	P	V
5550MHz		16650	48.12	-20.08	68.2	46.61	39.8	21.38	59.67	100	0	P	V
802.11n		11340	46.65	-27.35	74	52.26	39.54	16.89	62.04	100	0	P	H
HT40		17010	49.06	-19.14	68.2	46.33	40.5	21.81	59.58	100	0	P	H
CH 134		11340	46.58	-27.42	74	52.19	39.54	16.89	62.04	100	0	P	V
5670MHz		17010	49.34	-18.86	68.2	46.61	40.5	21.81	59.58	100	0	P	V
Remark	1. No other spurious found. 2. All results are PASS against Peak and Average limit line.												

Band 3 - 5470~5725MHz

WIFI 802.11ac VHT80 (Band Edge @ 3m)

WIFI Ant. 0	Note	Frequency (MHz)	Level (dBμV/m)	Over Limit (dB)	Limit Line (dBμV/m)	Read Level (dBμV)	Antenna Factor (dB/m)	Cable Loss (dB)	Preamp Factor (dB)	Ant Pos (cm)	Table Pos (deg)	Peak Avg. (P/A)	Pol. (H/V)
802.11ac VHT80 CH 106 5530MHz		5458.72	65.26	-8.74	74	56.73	31.73	10.23	33.43	224	124	P	H
		5467.6	66.85	-1.35	68.2	58.27	31.77	10.24	33.43	224	124	P	H
		5455.84	47.39	-6.61	54	38.87	31.72	10.23	33.43	224	124	A	H
	*	5530	103.84	-	-	95.1	31.84	10.33	33.43	224	124	P	H
	*	5530	93.41	-	-	84.67	31.84	10.33	33.43	224	124	A	H
		5753.975	54.11	-14.09	68.2	44.96	32.11	10.51	33.47	224	124	P	H
		5456.08	57.99	-16.01	74	49.47	31.72	10.23	33.43	152	180	P	V
		5468.56	62.42	-5.78	68.2	53.83	31.77	10.25	33.43	152	180	P	V
		5459.92	43.6	-10.4	54	35.06	31.74	10.23	33.43	152	180	A	V
	*	5530	99.08	-	-	90.34	31.84	10.33	33.43	152	180	P	V
	*	5530	89.32	-	-	80.58	31.84	10.33	33.43	152	180	A	V
		5738.54	53.24	-14.96	68.2	44.11	32.08	10.51	33.46	152	180	P	V
802.11ac VHT80 CH 122 5610MHz		5459.68	56.83	-17.17	74	48.29	31.74	10.23	33.43	194	160	P	H
		5465.44	60.29	-7.91	68.2	51.72	31.76	10.24	33.43	194	160	P	H
		5459.92	44.85	-9.15	54	36.31	31.74	10.23	33.43	194	160	A	H
	*	5610	108.05	-	-	99.28	31.78	10.44	33.45	194	160	P	H
	*	5610	96.84	-	-	88.07	31.78	10.44	33.45	194	160	A	H
		5726.255	62.67	-5.53	68.2	53.58	32.05	10.5	33.46	194	160	P	H
		5458.48	55.52	-18.48	74	46.99	31.73	10.23	33.43	179	181	P	V
		5469.28	54.97	-13.23	68.2	46.37	31.78	10.25	33.43	179	181	P	V
		5459.92	42.65	-11.35	54	34.11	31.74	10.23	33.43	179	181	A	V
	*	5610	103.79	-	-	95.02	31.78	10.44	33.45	179	181	P	V
	*	5610	93.57	-	-	84.8	31.78	10.44	33.45	179	181	A	V
		5725	58.74	-9.46	68.2	49.65	32.05	10.5	33.46	179	181	P	V
Remark	1. No other spurious found. 2. All results are PASS against Peak and Average limit line.												

Band 3 5470~5725MHz

WIFI 802.11ac VHT80 (Harmonic @ 3m)

WIFI Ant. 0	Note	Frequency (MHz)	Level (dBμV/m)	Over Limit (dB)	Limit Line (dBμV/m)	Read Level (dBμV)	Antenna Factor (dB/m)	Cable Loss (dB)	Preamp Factor (dB)	Ant Pos (cm)	Table Pos (deg)	Peak Avg. (P/A)	Pol. (H/V)
802.11ac		11060	45.81	-28.19	74	50.95	39.96	16.66	61.76	100	0	P	H
VHT80		16590	46.52	-21.68	68.2	45.5	39.4	21.3	59.68	100	0	P	H
CH 106		11060	45.85	-28.15	74	50.99	39.96	16.66	61.76	100	0	P	V
5530MHz		16590	47.41	-20.79	68.2	46.39	39.4	21.3	59.68	100	0	P	V
802.11ac		11220	46.45	-27.55	74	52.08	39.5	16.79	61.92	100	0	P	H
VHT80		16830	48.65	-19.55	68.2	46.17	40.52	21.59	59.63	100	0	P	H
CH 122		11220	47.1	-26.9	74	52.73	39.5	16.79	61.92	100	0	P	V
5610MHz		16830	47.8	-20.4	68.2	45.32	40.52	21.59	59.63	100	0	P	V
Remark	1. No other spurious found. 2. All results are PASS against Peak and Average limit line.												

Band 3 - Straddle Channel

WIFI 802.11a (Band Edge @ 3m)

WIFI Ant. 0	Note	Frequency (MHz)	Level (dBμV/m)	Over Limit (dB)	Limit Line (dBμV/m)	Read Level (dBμV)	Antenna Factor (dB/m)	Cable Loss (dB)	Preamp Factor (dB)	Ant Pos (cm)	Table Pos (deg)	Peak Avg. (P/A)	Pol. (H/V)
802.11a CH 144 5720MHz		5437.75	53.34	-20.66	74	44.93	31.65	10.2	33.44	199	158	P	H
		5468.17	53.51	-14.69	68.2	44.92	31.77	10.25	33.43	199	158	P	H
		5459.98	41.78	-12.22	54	33.24	31.74	10.23	33.43	199	158	A	H
	*	5720	115.82	-	-	106.74	32.04	10.5	33.46	199	158	P	H
	*	5720	106.71	-	-	97.63	32.04	10.5	33.46	199	158	A	H
		5878.75	55.54	-12.66	68.2	46.05	32.36	10.61	33.48	199	158	P	H
		5406.94	53.8	-20.2	74	45.55	31.53	10.16	33.44	227	179	P	V
		5461.15	52.86	-15.34	68.2	44.31	31.74	10.24	33.43	227	179	P	V
		5435.02	41.46	-12.54	54	33.06	31.64	10.2	33.44	227	179	A	V
	*	5720	111.08	-	-	102	32.04	10.5	33.46	227	179	P	V
	*	5720	101.97	-	-	92.89	32.04	10.5	33.46	227	179	A	V
		5919.75	56.29	-11.91	68.2	46.65	32.48	10.65	33.49	227	179	P	V
Remark	1. No other spurious found. 2. All results are PASS against Peak and Average limit line.												

Band 3 - Straddle Channel

WIFI 802.11a (Harmonic @ 3m)

WIFI Ant. 0	Note	Frequency (MHz)	Level (dBμV/m)	Over Limit (dB)	Limit Line (dBμV/m)	Read Level (dBμV)	Antenna Factor (dB/m)	Cable Loss (dB)	Preamp Factor (dB)	Ant Pos (cm)	Table Pos (deg)	Peak Avg. (P/A)	Pol. (H/V)
802.11a CH 144 5720MHz		11440	46.81	-27.19	74	52.31	39.68	16.96	62.14	100	0	P	H
		17160	50.17	-18.03	68.2	46.82	40.56	22.04	59.25	100	0	P	H
		11440	46.8	-27.2	74	52.3	39.68	16.96	62.14	100	0	P	V
		17160	49.93	-18.27	68.2	46.58	40.56	22.04	59.25	100	0	P	V
Remark	1. No other spurious found. 2. All results are PASS against Peak and Average limit line.												

Band 3 - Straddle Channel

WIFI 802.11n HT20 (Band Edge @ 3m)

WIFI Ant. 0	Note	Frequency (MHz)	Level (dBμV/m)	Over Limit (dB)	Limit Line (dBμV/m)	Read Level (dBμV)	Antenna Factor (dB/m)	Cable Loss (dB)	Preamp Factor (dB)	Ant Pos (cm)	Table Pos (deg)	Peak Avg. (P/A)	Pol. (H/V)
802.11n HT20 CH 144 5720MHz		5434.63	54.34	-19.66	74	45.94	31.64	10.2	33.44	198	157	P	H
		5461.93	53.89	-14.31	68.2	45.33	31.75	10.24	33.43	198	157	P	H
		5459.98	41.78	-12.22	54	33.24	31.74	10.23	33.43	198	157	A	H
	*	5720	115.63	-	-	106.55	32.04	10.5	33.46	198	157	P	H
	*	5720	106.35	-	-	97.27	32.04	10.5	33.46	198	157	A	H
		5911.5	55.95	-12.25	68.2	46.35	32.45	10.64	33.49	198	157	P	H
		5407.33	54.12	-19.88	74	45.87	31.53	10.16	33.44	214	178	P	V
		5461.15	54.37	-13.83	68.2	45.82	31.74	10.24	33.43	214	178	P	V
		5434.24	41.46	-12.54	54	33.06	31.64	10.2	33.44	214	178	A	V
	*	5720	111.12	-	-	102.04	32.04	10.5	33.46	214	178	P	V
	*	5720	101.69	-	-	92.61	32.04	10.5	33.46	214	178	A	V
		5906.5	55.88	-12.32	68.2	46.3	32.43	10.64	33.49	214	178	P	V
Remark	1. No other spurious found. 2. All results are PASS against Peak and Average limit line.												

Band 3 - Straddle Channel

WIFI 802.11n HT20 (Harmonic @ 3m)

WIFI Ant. 0	Note	Frequency (MHz)	Level (dBμV/m)	Over Limit (dB)	Limit Line (dBμV/m)	Read Level (dBμV)	Antenna Factor (dB/m)	Cable Loss (dB)	Preamp Factor (dB)	Ant Pos (cm)	Table Pos (deg)	Peak Avg. (P/A)	Pol. (H/V)
802.11n HT20 CH 144 5720MHz		11440	46.61	-27.39	74	52.11	39.68	16.96	62.14	100	0	P	H
		17160	51.12	-17.08	68.2	47.77	40.56	22.04	59.25	100	0	P	H
		11440	45.87	-28.13	74	51.37	39.68	16.96	62.14	100	0	P	V
		17160	50.13	-18.07	68.2	46.78	40.56	22.04	59.25	100	0	P	V
Remark	1. No other spurious found. 2. All results are PASS against Peak and Average limit line.												

Band 3 - Straddle Channel

WIFI 802.11n HT40 (Band Edge @ 3m)

WIFI Ant. 0	Note	Frequency (MHz)	Level (dBμV/m)	Over Limit (dB)	Limit Line (dBμV/m)	Read Level (dBμV)	Antenna Factor (dB/m)	Cable Loss (dB)	Preamp Factor (dB)	Ant Pos (cm)	Table Pos (deg)	Peak Avg. (P/A)	Pol. (H/V)
802.11n HT40 CH 142 5710MHz		5451.4	53.49	-20.51	74	44.99	31.71	10.22	33.43	230	120	P	H
		5468.95	53.17	-15.03	68.2	44.57	31.78	10.25	33.43	230	120	P	H
		5458.42	41.58	-12.42	54	33.05	31.73	10.23	33.43	230	120	A	H
	*	5710	112.17	-	-	103.12	32.02	10.49	33.46	230	120	P	H
	*	5710	100.89	-	-	91.84	32.02	10.49	33.46	230	120	A	H
		5863.75	56.21	-11.99	68.2	46.76	32.33	10.6	33.48	230	120	P	H
		5447.89	52.75	-21.25	74	44.28	31.69	10.22	33.44	210	131	P	V
		5468.56	52.65	-15.55	68.2	44.06	31.77	10.25	33.43	210	131	P	V
		5459.98	41.2	-12.8	54	32.66	31.74	10.23	33.43	210	131	A	V
	*	5710	106.24	-	-	97.19	32.02	10.49	33.46	210	131	P	V
	*	5710	96.87	-	-	87.82	32.02	10.49	33.46	210	131	A	V
		5941.25	55.34	-12.86	68.2	45.6	32.56	10.67	33.49	210	131	P	V
Remark	1. No other spurious found. 2. All results are PASS against Peak and Average limit line.												

Band 3 - Straddle Channel

WIFI 802.11n HT40 (Harmonic @ 3m)

WIFI Ant. 0	Note	Frequency (MHz)	Level (dBμV/m)	Over Limit (dB)	Limit Line (dBμV/m)	Read Level (dBμV)	Antenna Factor (dB/m)	Cable Loss (dB)	Preamp Factor (dB)	Ant Pos (cm)	Table Pos (deg)	Peak Avg. (P/A)	Pol. (H/V)
802.11n HT40 CH 142 5710MHz		11420	46.01	-27.99	74	51.55	39.64	16.94	62.12	100	0	P	H
		17130	49.38	-18.82	68.2	46.16	40.53	22	59.31	100	0	P	H
		11420	45.68	-28.32	74	51.22	39.64	16.94	62.12	100	0	P	V
		17130	49.82	-18.38	68.2	46.6	40.53	22	59.31	100	0	P	V
Remark	1. No other spurious found. 2. All results are PASS against Peak and Average limit line.												

Band 3 - Straddle Channel

WIFI 802.11ac VHT80 (Band Edge @ 3m)

WIFI Ant. 0	Note	Frequency (MHz)	Level (dBμV/m)	Over Limit (dB)	Limit Line (dBμV/m)	Read Level (dBμV)	Antenna Factor (dB/m)	Cable Loss (dB)	Preamp Factor (dB)	Ant Pos (cm)	Table Pos (deg)	Peak Avg. (P/A)	Pol. (H/V)
802.11ac VHT80 CH 138 5690MHz		5453.35	53.87	-20.13	74	45.37	31.71	10.22	33.43	197	158	P	H
		5461.15	54.24	-13.96	68.2	45.69	31.74	10.24	33.43	197	158	P	H
		5459.98	41.96	-12.04	54	33.42	31.74	10.23	33.43	197	158	A	H
	*	5690	107.52	-	-	98.56	31.94	10.48	33.46	197	158	P	H
	*	5690	97.47	-	-	88.51	31.94	10.48	33.46	197	158	A	H
		5854.25	56.78	-11.42	68.2	47.36	32.31	10.59	33.48	197	158	P	H
		5428.39	53.17	-20.83	74	44.81	31.61	10.19	33.44	228	179	P	V
		5465.44	52.52	-15.68	68.2	43.95	31.76	10.24	33.43	228	179	P	V
		5459.98	41.2	-12.8	54	32.66	31.74	10.23	33.43	228	179	A	V
	*	5690	103.34	-	-	94.38	31.94	10.48	33.46	228	179	P	V
	*	5690	93.29	-	-	84.33	31.94	10.48	33.46	228	179	A	V
		5879.25	56.25	-11.95	68.2	46.76	32.36	10.61	33.48	228	179	P	V
Remark	1. No other spurious found. 2. All results are PASS against Peak and Average limit line.												

Band 3 - Straddle Channel

WIFI 802.11ac VHT80 (Harmonic @ 3m)

WIFI Ant. 0	Note	Frequency (MHz)	Level (dBμV/m)	Over Limit (dB)	Limit Line (dBμV/m)	Read Level (dBμV)	Antenna Factor (dB/m)	Cable Loss (dB)	Preamp Factor (dB)	Ant Pos (cm)	Table Pos (deg)	Peak Avg. (P/A)	Pol. (H/V)
802.11ac VHT80 CH 138 5690MHz		11380	46.93	-27.07	74	52.51	39.58	16.92	62.08	100	0	P	H
		17070	49.57	-18.63	68.2	46.62	40.5	21.9	59.45	100	0	P	H
		11380	45.72	-28.28	74	51.3	39.58	16.92	62.08	100	0	P	V
		17070	49.99	-18.21	68.2	47.04	40.5	21.9	59.45	100	0	P	V
Remark	1. No other spurious found. 2. All results are PASS against Peak and Average limit line.												

Emission below 1GHz

WIFI 802.11n HT40 (LF @ 3m)

WIFI Ant. 0	Note	Frequency (MHz)	Level (dBμV/m)	Over Limit (dB)	Limit Line (dBμV/m)	Read Level (dBμV)	Antenna Factor (dB/m)	Cable Loss (dB)	Preamp Factor (dB)	Ant Pos (cm)	Table Pos (deg)	Peak Avg. (P/A)	Pol. (H/V)
802.11n HT40 LF		30.97	22.7	-17.3	40	28.38	23.74	0.78	30.2	-	-	P	H
		215.27	28.94	-14.56	43.5	42.07	15.13	2.03	30.29	-	-	P	H
		342.34	34.27	-11.73	46	41.7	20.13	2.51	30.07	-	-	P	H
		719.67	34.28	-11.72	46	32.9	27.09	3.76	29.47	-	-	P	H
		872.93	34.53	-11.47	46	30.37	29.17	4.17	29.18	-	-	P	H
		951.5	36.57	-9.43	46	30.54	30.58	4.44	28.99	100	0	P	H
		66.86	31.96	-8.04	40	49.31	11.92	1.19	30.46	100	0	P	V
		184.23	29.61	-13.89	43.5	43.13	14.87	1.95	30.34	-	-	P	V
		337.49	31.99	-14.01	46	39.6	19.97	2.5	30.08	-	-	P	V
		778.84	33.03	-12.97	46	30.31	28.14	3.92	29.34	-	-	P	V
		861.29	34.96	-11.04	46	30.76	29.27	4.13	29.2	-	-	P	V
		957.32	36.78	-9.22	46	30.51	30.78	4.46	28.97	-	-	P	V
Remark	1. No other spurious found. 2. All results are PASS against limit line.												

Band 1 - 5150~5250MHz

WIFI 802.11a (Band Edge @ 3m)

WIFI Ant. 1	Note	Frequency (MHz)	Level (dBμV/m)	Over Limit (dB)	Limit Line (dBμV/m)	Read Level (dBμV)	Antenna Factor (dB/m)	Path Loss (dB)	Preamp Factor (dB)	Ant Pos (cm)	Table Pos (deg)	Peak Avg. (P/A)	Pol. (H/V)
802.11a CH 36 5180MHz		5149.76	64.34	-9.66	74	56.08	31.9	9.83	33.47	198	186	P	H
		5150	51.47	-2.53	54	43.21	31.9	9.83	33.47	198	186	A	H
	*	5180	114.43	-	-	106.24	31.78	9.87	33.46	198	186	P	H
	*	5180	103.26	-	-	95.07	31.78	9.87	33.46	198	186	A	H
		5150	63.66	-10.34	74	55.4	31.9	9.83	33.47	100	197	P	V
		5150	50.08	-3.92	54	41.82	31.9	9.83	33.47	100	197	A	V
	*	5180	112.48	-	-	104.29	31.78	9.87	33.46	100	197	P	V
	*	5180	101.24	-	-	93.05	31.78	9.87	33.46	100	197	A	V
802.11a CH 44 5220MHz		5135.72	54.8	-19.2	74	46.53	31.93	9.81	33.47	200	188	P	H
		5150	41.64	-12.36	54	33.38	31.9	9.83	33.47	200	188	A	H
	*	5220	114	-	-	105.96	31.58	9.92	33.46	200	188	P	H
	*	5220	103.42	-	-	95.38	31.58	9.92	33.46	200	188	A	H
		5426.96	53.34	-20.66	74	44.98	31.61	10.19	33.44	200	188	P	H
		5352.76	39.84	-14.16	54	31.88	31.31	10.09	33.44	200	188	A	H
		5148.2	54.71	-19.29	74	46.46	31.9	9.82	33.47	145	199	P	V
		5147.42	41.03	-12.97	54	32.77	31.91	9.82	33.47	145	199	A	V
	*	5220	111.35	-	-	103.31	31.58	9.92	33.46	145	199	P	V
	*	5220	101.44	-	-	93.4	31.58	9.92	33.46	145	199	A	V
		5375.72	53.43	-20.57	74	45.35	31.4	10.12	33.44	145	199	P	V
		5458.88	39.39	-14.61	54	30.85	31.74	10.23	33.43	145	199	A	V

802.11a CH 48 5240MHz		5134.42	54.61	-19.39	74	46.35	31.93	9.8	33.47	196	187	P	H
		5149.5	41.23	-12.77	54	32.97	31.9	9.83	33.47	196	187	A	H
	*	5240	114.38	-	-	106.43	31.46	9.95	33.46	196	187	P	H
	*	5240	104.4	-	-	96.45	31.46	9.95	33.46	196	187	A	H
		5411	53.61	-20.39	74	45.34	31.54	10.17	33.44	196	187	P	H
		5352.2	40.02	-13.98	54	32.06	31.31	10.09	33.44	196	187	A	H
		5136.76	53.83	-20.17	74	45.56	31.93	9.81	33.47	158	197	P	V
		5150	40.53	-13.47	54	32.27	31.9	9.83	33.47	158	197	A	V
	*	5240	111.91	-	-	103.96	31.46	9.95	33.46	158	197	P	V
	*	5240	101.98	-	-	94.03	31.46	9.95	33.46	158	197	A	V
		5433.96	53.09	-20.91	74	44.69	31.64	10.2	33.44	158	197	P	V
		5458.88	39.46	-14.54	54	30.92	31.74	10.23	33.43	158	197	A	V
Remark	1. No other spurious found. 2. All results are PASS against Peak and Average limit line.												

Band 1 5150~5250MHz

WIFI 802.11a (Harmonic @ 3m)

WIFI Ant. 1	Note	Frequency (MHz)	Level (dBμV/m)	Over Limit (dB)	Limit Line (dBμV/m)	Read Level (dBμV)	Antenna Factor (dB/m)	Path Loss (dB)	Preamp Factor (dB)	Ant Pos (cm)	Table Pos (deg)	Peak Avg. (P/A)	Pol. (H/V)
802.11a CH 36 5180MHz		10360	66.59	-1.61	68.2	71.54	39.58	16.23	60.76	246	264	P	H
		15540	49.47	-24.53	74	52.48	38.22	20.32	61.55	100	0	P	H
		10360	66.44	-1.76	68.2	71.39	39.58	16.23	60.76	343	217	P	V
		15540	48.47	-25.53	74	51.48	38.22	20.32	61.55	100	0	P	V
802.11a CH 44 5220MHz		10440	67.55	-0.65	68.2	72.53	39.7	16.28	60.96	185	218	P	H
		15660	48.96	-25.04	74	52.18	37.8	20.39	61.41	100	0	P	H
		10440	63.98	-4.22	68.2	68.96	39.7	16.28	60.96	300	236	P	V
		15660	49.74	-24.26	74	52.96	37.8	20.39	61.41	100	0	P	V
802.11a CH 48 5240MHz		10480	66.81	-1.39	68.2	71.86	39.7	16.3	61.05	187	218	P	H
		15720	49.61	-24.39	74	52.77	37.76	20.42	61.34	100	0	P	H
		10480	59.67	-8.53	68.2	64.72	39.7	16.3	61.05	100	0	P	V
		15720	49.38	-24.62	74	52.54	37.76	20.42	61.34	100	0	P	V
Remark	1. No other spurious found. 2. All results are PASS against Peak and Average limit line.												

Band 1 5150~5250MHz

WIFI 802.11n HT20 (Band Edge @ 3m)

WIFI Ant. 1	Note	Frequency (MHz)	Level (dBμV/m)	Over Limit (dB)	Limit Line (dBμV/m)	Read Level (dBμV)	Antenna Factor (dB/m)	Path Loss (dB)	Preamp Factor (dB)	Ant Pos (cm)	Table Pos (deg)	Peak Avg. (P/A)	Pol. (H/V)
802.11n HT20 CH 36 5180MHz		5149.24	71.87	-2.13	74	63.61	31.9	9.83	33.47	194	185	P	H
		5150	53.18	-0.82	54	44.92	31.9	9.83	33.47	194	185	A	H
	*	5180	114.21	-	-	106.02	31.78	9.87	33.46	194	185	P	H
	*	5180	104.13	-	-	95.94	31.78	9.87	33.46	194	185	A	H
		5148.72	71.48	-2.52	74	63.22	31.9	9.83	33.47	156	198	P	V
		5150	51.21	-2.79	54	42.95	31.9	9.83	33.47	156	198	A	V
	*	5180	111.9	-	-	103.71	31.78	9.87	33.46	156	198	P	V
	*	5180	101.92	-	-	93.73	31.78	9.87	33.46	156	198	A	V
802.11n HT20 CH 44 5220MHz		5149.24	55.97	-18.03	74	47.71	31.9	9.83	33.47	204	188	P	H
		5148.98	41.98	-12.02	54	33.72	31.9	9.83	33.47	204	188	A	H
	*	5220	114.55	-	-	106.51	31.58	9.92	33.46	204	188	P	H
	*	5220	104.65	-	-	96.61	31.58	9.92	33.46	204	188	A	H
		5360.32	53.5	-20.5	74	45.5	31.34	10.1	33.44	204	188	P	H
		5351.36	40.07	-13.93	54	32.11	31.31	10.09	33.44	204	188	A	H
		5134.16	54.15	-19.85	74	45.89	31.93	9.8	33.47	160	198	P	V
		5149.5	41.24	-12.76	54	32.98	31.9	9.83	33.47	160	198	A	V
	*	5220	112.46	-	-	104.42	31.58	9.92	33.46	160	198	P	V
	*	5220	102.15	-	-	94.11	31.58	9.92	33.46	160	198	A	V
		5446	53.02	-20.98	74	44.57	31.68	10.21	33.44	160	198	P	V
		5457.48	39.68	-14.32	54	31.15	31.73	10.23	33.43	160	198	A	V

802.11n HT20 CH 48 5240MHz		5124.8	54.68	-19.32	74	46.41	31.95	9.79	33.47	200	186	P	H
		5149.76	41.58	-12.42	54	33.32	31.9	9.83	33.47	200	186	A	H
	*	5240	114.66	-	-	106.71	31.46	9.95	33.46	200	186	P	H
	*	5240	104.6	-	-	96.65	31.46	9.95	33.46	200	186	A	H
		5376.84	54.45	-19.55	74	46.36	31.41	10.12	33.44	200	186	P	H
		5351.36	40.38	-13.62	54	32.42	31.31	10.09	33.44	200	186	A	H
		5148.72	54.01	-19.99	74	45.75	31.9	9.83	33.47	164	199	P	V
		5148.2	40.93	-13.07	54	32.68	31.9	9.82	33.47	164	199	A	V
	*	5240	111.78	-	-	103.83	31.46	9.95	33.46	164	199	P	V
	*	5240	101.86	-	-	93.91	31.46	9.95	33.46	164	199	A	V
		5355	53.6	-20.4	74	45.63	31.32	10.09	33.44	164	199	P	V
		5454.68	39.72	-14.28	54	31.2	31.72	10.23	33.43	164	199	A	V
Remark	1. No other spurious found. 2. All results are PASS against Peak and Average limit line.												

Band 1 5150~5250MHz

WIFI 802.11n HT20 (Harmonic @ 3m)

WIFI Ant. 1	Note	Frequency (MHz)	Level (dBμV/m)	Over Limit (dB)	Limit Line (dBμV/m)	Read Level (dBμV)	Antenna Factor (dB/m)	Path Loss (dB)	Preamp Factor (dB)	Ant Pos (cm)	Table Pos (deg)	Peak Avg. (P/A)	Pol. (H/V)
802.11n HT20 CH 36 5180MHz		10360	63.86	-4.34	68.2	68.81	39.58	16.23	60.76	100	144	P	H
		15540	46.98	-27.02	74	49.99	38.22	20.32	61.55	100	0	P	H
		10360	64.77	-3.43	68.2	69.72	39.58	16.23	60.76	340	215	P	V
		15540	47.09	-26.91	74	50.1	38.22	20.32	61.55	100	0	P	V
802.11n HT20 CH 44 5220MHz		10440	66.03	-2.17	68.2	71.01	39.7	16.28	60.96	185	218	P	H
		15660	62.27	-11.73	74	65.49	37.8	20.39	61.41	154	202	P	H
		15660	47.87	-6.13	54	51.09	37.8	20.39	61.41	154	202	A	H
		10440	63.55	-4.65	68.2	68.53	39.7	16.28	60.96	342	219	P	V
		15660	62.37	-11.63	74	65.59	37.8	20.39	61.41	276	153	P	V
		15660	48.45	-5.55	54	51.67	37.8	20.39	61.41	276	153	A	V
802.11n HT20 CH 48 5240MHz		10480	65.92	-2.28	68.2	70.96	39.7	16.3	61.04	182	218	P	H
		15720	57.45	-16.55	74	60.61	37.76	20.42	61.34	166	204	P	H
		15720	45.41	-8.59	54	48.57	37.76	20.42	61.34	166	204	A	H
		10480	63.13	-5.07	68.2	68.18	39.7	16.3	61.05	299	171	P	V
		15720	49.43	-24.57	74	52.59	37.76	20.42	61.34	100	0	P	V
Remark	1. No other spurious found. 2. All results are PASS against Peak and Average limit line.												

Band 1 5150~5250MHz

WIFI 802.11n HT40 (Band Edge @ 3m)

WIFI Ant. 1	Note	Frequency (MHz)	Level (dBμV/m)	Over Limit (dB)	Limit Line (dBμV/m)	Read Level (dBμV)	Antenna Factor (dB/m)	Path Loss (dB)	Preamp Factor (dB)	Ant Pos (cm)	Table Pos (deg)	Peak Avg. (P/A)	Pol. (H/V)
802.11n HT40 CH 38 5190MHz		5149.76	69.16	-4.84	74	60.9	31.9	9.83	33.47	206	135	P	H
		5150	52.45	-1.55	54	44.19	31.9	9.83	33.47	206	135	A	H
	*	5190	107.25	-	-	99.08	31.74	9.89	33.46	206	135	P	H
	*	5190	95.5	-	-	87.33	31.74	9.89	33.46	206	135	A	H
		5456.64	54.15	-19.85	74	45.62	31.73	10.23	33.43	206	135	P	H
		5358.36	40.18	-13.82	54	32.19	31.33	10.1	33.44	206	135	A	H
		5149.5	66.2	-7.8	74	57.94	31.9	9.83	33.47	138	199	P	V
		5150	52.06	-1.94	54	43.8	31.9	9.83	33.47	138	199	A	V
	*	5190	106.04	-	-	97.87	31.74	9.89	33.46	138	199	P	V
	*	5190	94.1	-	-	85.93	31.74	9.89	33.46	138	199	A	V
		5411	52.31	-21.69	74	44.04	31.54	10.17	33.44	138	199	P	V
		5446	39.8	-14.2	54	31.35	31.68	10.21	33.44	138	199	A	V
802.11n HT40 CH 46 5230MHz		5147.68	58.59	-15.41	74	50.34	31.9	9.82	33.47	221	133	P	H
		5150	45.9	-8.1	54	37.64	31.9	9.83	33.47	221	133	A	H
	*	5230	111.12	-	-	103.12	31.52	9.94	33.46	221	133	P	H
	*	5230	99.34	-	-	91.34	31.52	9.94	33.46	221	133	A	H
		5350	53.54	-20.46	74	45.59	31.3	10.09	33.44	221	133	P	H
		5350	40.97	-13.03	54	33.02	31.3	10.09	33.44	221	133	A	H
		5147.68	59.47	-14.53	74	51.22	31.9	9.82	33.47	155	198	P	V
		5150	45.76	-8.24	54	37.5	31.9	9.83	33.47	155	198	A	V
	*	5230	108.81	-	-	100.81	31.52	9.94	33.46	155	198	P	V
	*	5230	96.86	-	-	88.86	31.52	9.94	33.46	155	198	A	V
		5361.44	52.29	-21.71	74	44.28	31.35	10.1	33.44	155	198	P	V
		5386.92	39.77	-14.23	54	31.63	31.45	10.13	33.44	155	198	A	V
Remark	1. No other spurious found. 2. All results are PASS against Peak and Average limit line.												

Band 1 5150~5250MHz

WIFI 802.11n HT40 (Harmonic @ 3m)

WIFI Ant. 1	Note	Frequency (MHz)	Level (dBμV/m)	Over Limit (dB)	Limit Line (dBμV/m)	Read Level (dBμV)	Antenna Factor (dB/m)	Path Loss (dB)	Preamp Factor (dB)	Ant Pos (cm)	Table Pos (deg)	Peak Avg. (P/A)	Pol. (H/V)
802.11n HT40 CH 38 5190MHz		10380	52.79	-15.41	68.2	57.72	39.64	16.24	60.81	100	0	P	H
		15570	47.19	-26.81	74	50.37	38.01	20.33	61.52	100	0	P	H
		10380	52.67	-15.53	68.2	57.6	39.64	16.24	60.81	100	0	P	V
		15570	46.81	-27.19	74	49.99	38.01	20.33	61.52	100	0	P	V
802.11n HT40 CH 46 5230MHz		10460	58.72	-9.48	68.2	63.73	39.7	16.29	61	100	0	P	H
		15690	49.54	-24.46	74	52.71	37.8	20.4	61.37	100	0	P	H
		10460	56.72	-11.48	68.2	61.73	39.7	16.29	61	100	0	P	V
		15690	48.05	-25.95	74	51.22	37.8	20.4	61.37	100	0	P	V
Remark	1. No other spurious found. 2. All results are PASS against Peak and Average limit line.												

Band 1 5150~5250MHz

WIFI 802.11ac VHT80 (Band Edge @ 3m)

WIFI Ant. 1	Note	Frequency (MHz)	Level (dBμV/m)	Over Limit (dB)	Limit Line (dBμV/m)	Read Level (dBμV)	Antenna Factor (dB/m)	Path Loss (dB)	Preamp Factor (dB)	Ant Pos (cm)	Table Pos (deg)	Peak Avg. (P/A)	Pol. (H/V)
802.11ac VHT80 CH 42 5210MHz		5143.52	67.66	-6.34	74	59.4	31.91	9.82	33.47	196	135	P	H
		5150	52.69	-1.31	54	44.43	31.9	9.83	33.47	196	135	A	H
	*	5210	104.26	-	-	96.17	31.64	9.91	33.46	196	135	P	H
	*	5210	92.02	-	-	83.93	31.64	9.91	33.46	196	135	A	H
		5350	53.2	-20.8	74	45.25	31.3	10.09	33.44	196	135	P	H
		5350	40.7	-13.3	54	32.75	31.3	10.09	33.44	196	135	A	H
		5143.26	68.62	-5.38	74	60.36	31.91	9.82	33.47	145	198	P	V
		5149.5	52.89	-1.11	54	44.63	31.9	9.83	33.47	145	198	A	V
	*	5210	102.63	-	-	94.54	31.64	9.91	33.46	145	198	P	V
	*	5210	90.01	-	-	81.92	31.64	9.91	33.46	145	198	A	V
		5429.2	51.71	-22.29	74	43.34	31.62	10.19	33.44	145	198	P	V
		5431.44	39.77	-14.23	54	31.39	31.63	10.19	33.44	145	198	A	V
Remark	1. No other spurious found. 2. All results are PASS against Peak and Average limit line.												

Band 1 5150~5250MHz

WIFI 802.11ac VHT80 (Harmonic @ 3m)

WIFI Ant. 1	Note	Frequency (MHz)	Level (dBμV/m)	Over Limit (dB)	Limit Line (dBμV/m)	Read Level (dBμV)	Antenna Factor (dB/m)	Path Loss (dB)	Preamp Factor (dB)	Ant Pos (cm)	Table Pos (deg)	Peak Avg. (P/A)	Pol. (H/V)
802.11ac VHT80 CH 42 5210MHz		10420	49.39	-18.81	68.2	54.34	39.7	16.26	60.91	100	0	P	H
		15630	46.6	-27.4	74	49.87	37.8	20.37	61.44	100	0	P	H
		10420	48.67	-19.53	68.2	53.62	39.7	16.26	60.91	100	0	P	V
		15630	45.64	-28.36	74	48.91	37.8	20.37	61.44	100	0	P	V
Remark	1. No other spurious found. 2. All results are PASS against Peak and Average limit line.												

Band 2 - 5250~5350MHz

WIFI 802.11a (Band Edge @ 3m)

WIFI Ant.	Note	Frequency (MHz)	Level (dBμV/m)	Over Limit (dB)	Limit Line (dBμV/m)	Read Level (dBμV)	Antenna Factor (dB/m)	Path Loss (dB)	Preamp Factor (dB)	Ant Pos (cm)	Table Pos (deg)	Peak Avg. (P/A)	Pol. (H/V)
802.11a CH 52 5260MHz		5141.44	54.85	-19.15	74	46.58	31.92	9.82	33.47	224	135	P	H
		5147.56	40.53	-13.47	54	32.28	31.9	9.82	33.47	224	135	A	H
	*	5260	115.34	-	-	107.44	31.38	9.97	33.45	224	135	P	H
	*	5260	105.26	-	-	97.36	31.38	9.97	33.45	224	135	A	H
		5362.08	54.89	-19.11	74	46.88	31.35	10.1	33.44	224	135	P	H
		5350.08	40.71	-13.29	54	32.76	31.3	10.09	33.44	224	135	A	H
		5076.5	53.62	-20.38	74	45.46	31.91	9.72	33.47	214	266	P	V
		5147.9	40.09	-13.91	54	31.84	31.9	9.82	33.47	214	266	A	V
	*	5260	111.73	-	-	103.83	31.38	9.97	33.45	214	266	P	V
	*	5260	101.06	-	-	93.16	31.38	9.97	33.45	214	266	A	V
		5361.36	54.02	-19.98	74	46.01	31.35	10.1	33.44	214	266	P	V
		5352.24	39.55	-14.45	54	31.59	31.31	10.09	33.44	214	266	A	V
802.11a CH 60 5300MHz		5130.9	54.59	-19.41	74	46.32	31.94	9.8	33.47	221	138	P	H
		5149.94	40.3	-13.7	54	32.04	31.9	9.83	33.47	221	138	A	H
	*	5300	114.11	-	-	106.24	31.3	10.02	33.45	221	138	P	H
	*	5300	103.47	-	-	95.6	31.3	10.02	33.45	221	138	A	H
		5352.96	58.47	-15.53	74	50.51	31.31	10.09	33.44	221	138	P	H
		5350.08	43.05	-10.95	54	35.1	31.3	10.09	33.44	221	138	A	H
		5137.02	53.61	-20.39	74	45.34	31.93	9.81	33.47	211	268	P	V
		5149.6	39.91	-14.09	54	31.65	31.9	9.83	33.47	211	268	A	V
	*	5300	109.22	-	-	101.35	31.3	10.02	33.45	211	268	P	V
	*	5300	98.65	-	-	90.78	31.3	10.02	33.45	211	268	A	V
		5350.32	54.78	-19.22	74	46.83	31.3	10.09	33.44	211	268	P	V
		5350.08	40.65	-13.35	54	32.7	31.3	10.09	33.44	211	268	A	V

802.11a CH 64 5320MHz	*	5320	114.91	-	-	107.01	31.3	10.05	33.45	222	138	P	H
	*	5320	104.14	-	-	96.24	31.3	10.05	33.45	222	138	A	H
		5350.56	73.16	-0.84	74	65.21	31.3	10.09	33.44	222	138	P	H
		5350.08	53.34	-0.66	54	45.39	31.3	10.09	33.44	222	138	A	H
	*	5320	109.99	-	-	102.09	31.3	10.05	33.45	206	270	P	V
	*	5320	99.26	-	-	91.36	31.3	10.05	33.45	206	270	A	V
		5350.72	67.45	-6.55	74	59.5	31.3	10.09	33.44	206	270	P	V
		5350.08	48.63	-5.37	54	40.68	31.3	10.09	33.44	206	270	A	V
Remark	1. No other spurious found. 2. All results are PASS against Peak and Average limit line.												

Band 2 5250~5350MHz

WIFI 802.11a (Harmonic @ 3m)

WIFI Ant. 1	Note	Frequency (MHz)	Level (dBμV/m)	Over Limit (dB)	Limit Line (dBμV/m)	Read Level (dBμV)	Antenna Factor (dB/m)	Path Loss (dB)	Preamp Factor (dB)	Ant Pos (cm)	Table Pos (deg)	Peak Avg. (P/A)	Pol. (H/V)
802.11a CH 52 5260MHz		10520	67.11	-1.09	68.2	72.16	39.74	16.33	61.12	181	218	P	H
		15780	49.35	-24.65	74	52.51	37.64	20.46	61.26	100	0	P	H
		10520	62.65	-5.55	68.2	67.7	39.74	16.33	61.12	100	102	P	V
		15780	47.93	-26.07	74	51.09	37.64	20.46	61.26	100	0	P	V
802.11a CH 60 5300MHz		10600	66.21	-7.79	74	71.15	39.9	16.38	61.22	302	131	P	H
		10600	53.13	-0.87	54	58.07	39.9	16.38	61.22	302	131	A	H
		15900	41.28	-32.72	74	44.57	37.3	20.53	61.12	100	0	P	H
		10600	63.39	-10.61	74	68.33	39.9	16.38	61.22	310	240	P	V
		10600	49.69	-4.31	54	54.63	39.9	16.38	61.22	310	240	A	V
		15900	40.68	-33.32	74	43.97	37.3	20.53	61.12	100	0	P	V
802.11a CH 64 5320MHz		10640	64.3	-9.7	74	69.32	39.86	16.39	61.27	181	207	P	H
		10640	49.88	-4.12	54	54.9	39.86	16.39	61.27	181	207	A	H
		15960	45.89	-28.11	74	49.02	37.36	20.56	61.05	100	0	P	H
		10640	63.07	-10.93	74	68.09	39.86	16.39	61.27	100	74	P	V
		10640	48.48	-5.52	54	53.5	39.86	16.39	61.27	100	74	A	V
		15960	46.02	-27.98	74	49.15	37.36	20.56	61.05	100	0	P	V
Remark	1. No other spurious found. 2. All results are PASS against Peak and Average limit line.												

Band 2 5250~5350MHz

WIFI 802.11n HT20 (Band Edge @ 3m)

WIFI Ant. 1	Note	Frequency (MHz)	Level (dBμV/m)	Over Limit (dB)	Limit Line (dBμV/m)	Read Level (dBμV)	Antenna Factor (dB/m)	Path Loss (dB)	Preamp Factor (dB)	Ant Pos (cm)	Table Pos (deg)	Peak Avg. (P/A)	Pol. (H/V)
802.11n HT20 CH 52 5260MHz		5140.76	53.96	-20.04	74	45.7	31.92	9.81	33.47	222	139	P	H
		5148.58	40.63	-13.37	54	32.37	31.9	9.83	33.47	222	139	A	H
	*	5260	114.79	-	-	106.89	31.38	9.97	33.45	222	139	P	H
	*	5260	104.25	-	-	96.35	31.38	9.97	33.45	222	139	A	H
		5357.52	54.93	-19.07	74	46.94	31.33	10.1	33.44	222	139	P	H
		5350.32	40.95	-13.05	54	33	31.3	10.09	33.44	222	139	A	H
		5111.86	53.49	-20.51	74	45.21	31.98	9.77	33.47	225	181	P	V
		5148.24	40.21	-13.79	54	31.96	31.9	9.82	33.47	225	181	A	V
	*	5260	110.29	-	-	102.39	31.38	9.97	33.45	225	181	P	V
	*	5260	99.47	-	-	91.57	31.38	9.97	33.45	225	181	A	V
		5388.72	53.89	-20.11	74	45.74	31.45	10.14	33.44	225	181	P	V
		5352.48	39.43	-14.57	54	31.47	31.31	10.09	33.44	225	181	A	V
802.11n HT20 CH 60 5300MHz		5146.2	54.18	-19.82	74	45.92	31.91	9.82	33.47	227	138	P	H
		5149.26	40.12	-13.88	54	31.86	31.9	9.83	33.47	227	138	A	H
	*	5300	115.6	-	-	107.73	31.3	10.02	33.45	227	138	P	H
	*	5300	104.96	-	-	97.09	31.3	10.02	33.45	227	138	A	H
		5350.08	65.32	-8.68	74	57.37	31.3	10.09	33.44	227	138	P	H
		5350.08	47.39	-6.61	54	39.44	31.3	10.09	33.44	227	138	A	H
		5147.56	53.3	-20.7	74	45.05	31.9	9.82	33.47	223	176	P	V
		5147.9	39.81	-14.19	54	31.56	31.9	9.82	33.47	223	176	A	V
	*	5300	109.42	-	-	101.55	31.3	10.02	33.45	223	176	P	V
	*	5300	98.46	-	-	90.59	31.3	10.02	33.45	223	176	A	V
		5350.32	59.22	-14.78	74	51.27	31.3	10.09	33.44	223	176	P	V
		5350.08	42.92	-11.08	54	34.97	31.3	10.09	33.44	223	176	A	V

802.11n HT20 CH 64 5320MHz	*	5320	114.04	-	-	106.14	31.3	10.05	33.45	220	138	P	H
	*	5320	103.01	-	-	95.11	31.3	10.05	33.45	220	138	A	H
		5352.32	70.92	-3.08	74	62.96	31.31	10.09	33.44	220	138	P	H
		5350.08	51.24	-2.76	54	43.29	31.3	10.09	33.44	220	138	A	H
	*	5320	109.2	-	-	101.3	31.3	10.05	33.45	205	269	P	V
	*	5320	98.24	-	-	90.34	31.3	10.05	33.45	205	269	A	V
		5350.08	65.93	-8.07	74	57.98	31.3	10.09	33.44	205	269	P	V
		5350.08	46.78	-7.22	54	38.83	31.3	10.09	33.44	205	269	A	V
Remark	1. No other spurious found. 2. All results are PASS against Peak and Average limit line.												

Band 2 5250~5350MHz

WIFI 802.11n HT20 (Harmonic @ 3m)

WIFI Ant. 1	Note	Frequency (MHz)	Level (dBμV/m)	Over Limit (dB)	Limit Line (dBμV/m)	Read Level (dBμV)	Antenna Factor (dB/m)	Path Loss (dB)	Preamp Factor (dB)	Ant Pos (cm)	Table Pos (deg)	Peak Avg. (P/A)	Pol. (H/V)
802.11n HT20 CH 52 5260MHz		10520	67.46	-0.74	68.2	72.51	39.74	16.33	61.12	185	217	P	H
		15780	48.09	-25.91	74	51.25	37.64	20.46	61.26	100	0	P	H
		10520	63.46	-4.74	68.2	68.51	39.74	16.33	61.12	100	77	P	V
		15780	49.58	-24.42	74	52.74	37.64	20.46	61.26	100	0	P	V
802.11n HT20 CH 60 5300MHz		10600	65.19	-8.81	74	70.13	39.9	16.38	61.22	184	133	P	H
		10600	51.82	-2.18	54	56.76	39.9	16.38	61.22	184	133	A	H
		15900	48.15	-25.85	74	51.44	37.3	20.53	61.12	100	0	P	H
		10600	64.62	-9.38	74	69.56	39.9	16.38	61.22	100	76	P	V
		10600	50.92	-3.08	54	55.86	39.9	16.38	61.22	100	76	A	V
		15900	47.53	-26.47	74	50.82	37.3	20.53	61.12	100	0	P	V
802.11n HT20 CH 64 5320MHz		10640	62.44	-11.56	74	67.46	39.86	16.39	61.27	264	129	P	H
		10640	49.15	-4.85	54	54.17	39.86	16.39	61.27	264	129	A	H
		15960	45.55	-28.45	74	48.68	37.36	20.56	61.05	100	0	P	H
		10640	61.02	-12.98	74	66.04	39.86	16.39	61.27	100	77	P	V
		10640	47.45	-6.55	54	52.47	39.86	16.39	61.27	100	77	A	V
		15960	45.4	-28.6	74	48.53	37.36	20.56	61.05	100	0	P	V
Remark	1. No other spurious found. 2. All results are PASS against Peak and Average limit line.												

Band 2 5250~5350MHz

WIFI 802.11n HT40 (Band Edge @ 3m)

WIFI Ant. 1	Note	Frequency (MHz)	Level (dBμV/m)	Over Limit (dB)	Limit Line (dBμV/m)	Read Level (dBμV)	Antenna Factor (dB/m)	Path Loss (dB)	Preamp Factor (dB)	Ant Pos (cm)	Table Pos (deg)	Peak Avg. (P/A)	Pol. (H/V)
802.11n HT40 CH 54 5270MHz		5149.26	54.77	-19.23	74	46.51	31.9	9.83	33.47	217	136	P	H
		5149.6	41.84	-12.16	54	33.58	31.9	9.83	33.47	217	136	A	H
	*	5270	113.02	-	-	105.12	31.36	9.99	33.45	217	136	P	H
	*	5270	100.15	-	-	92.25	31.36	9.99	33.45	217	136	A	H
		5350.8	61.69	-12.31	74	53.74	31.3	10.09	33.44	217	136	P	H
		5350.08	49.46	-4.54	54	41.51	31.3	10.09	33.44	217	136	A	H
		5096.22	52.42	-21.58	74	44.16	31.98	9.75	33.47	217	269	P	V
		5148.58	41.07	-12.93	54	32.81	31.9	9.83	33.47	217	269	A	V
	*	5270	108.11	-	-	100.21	31.36	9.99	33.45	217	269	P	V
	*	5270	96.29	-	-	88.39	31.36	9.99	33.45	217	269	A	V
		5350.56	57.81	-16.19	74	49.86	31.3	10.09	33.44	217	269	P	V
		5350.08	45.25	-8.75	54	37.3	31.3	10.09	33.44	217	269	A	V
802.11n HT40 CH 62 5310MHz		5111.18	51.97	-22.03	74	43.69	31.98	9.77	33.47	217	137	P	H
		5133.96	40.55	-13.45	54	32.29	31.93	9.8	33.47	217	137	A	H
	*	5310	108.01	-	-	100.12	31.3	10.04	33.45	217	137	P	H
	*	5310	96.18	-	-	88.29	31.3	10.04	33.45	217	137	A	H
		5350.08	67.28	-6.72	74	59.33	31.3	10.09	33.44	217	137	P	H
		5350.08	53.2	-0.8	54	45.25	31.3	10.09	33.44	217	137	A	H
		5093.5	52.57	-21.43	74	44.32	31.97	9.75	33.47	213	271	P	V
		5148.92	40.28	-13.72	54	32.02	31.9	9.83	33.47	213	271	A	V
	*	5310	102.71	-	-	94.82	31.3	10.04	33.45	213	271	P	V
	*	5310	90.77	-	-	82.88	31.3	10.04	33.45	213	271	A	V
		5353.44	60.89	-13.11	74	52.93	31.31	10.09	33.44	213	271	P	V
		5350.08	48.58	-5.42	54	40.63	31.3	10.09	33.44	213	271	A	V
Remark	1. No other spurious found. 2. All results are PASS against Peak and Average limit line.												

Band 2 5250~5350MHz

WIFI 802.11n HT40 (Harmonic @ 3m)

WIFI Ant. 1	Note	Frequency (MHz)	Level (dBμV/m)	Over Limit (dB)	Limit Line (dBμV/m)	Read Level (dBμV)	Antenna Factor (dB/m)	Path Loss (dB)	Preamp Factor (dB)	Ant Pos (cm)	Table Pos (deg)	Peak Avg. (P/A)	Pol. (H/V)
802.11n HT40 CH 54 5270MHz		10540	63.72	-4.48	68.2	68.75	39.78	16.34	61.15	186	216	P	H
		15810	47.1	-26.9	74	50.28	37.57	20.48	61.23	100	0	P	H
		10540	61.22	-6.98	68.2	66.25	39.78	16.34	61.15	100	76	P	V
		15810	46.95	-27.05	74	50.13	37.57	20.48	61.23	100	0	P	V
802.11n HT40 CH 62 5310MHz		10620	49.89	-24.11	74	54.87	39.88	16.38	61.24	100	0	P	H
		15930	46.12	-27.88	74	49.32	37.33	20.55	61.08	100	0	P	H
		10620	49.74	-24.26	74	54.72	39.88	16.38	61.24	100	0	P	V
		15930	45.25	-28.75	74	48.45	37.33	20.55	61.08	100	0	P	V
Remark	1. No other spurious found. 2. All results are PASS against Peak and Average limit line.												

Band 2 5250~5350MHz

WIFI 802.11ac VHT80 (Band Edge @ 3m)

WIFI Ant. 1	Note	Frequency (MHz)	Level (dBμV/m)	Over Limit (dB)	Limit Line (dBμV/m)	Read Level (dBμV)	Antenna Factor (dB/m)	Path Loss (dB)	Preamp Factor (dB)	Ant Pos (cm)	Table Pos (deg)	Peak Avg. (P/A)	Pol. (H/V)
802.11ac VHT80 CH 58 5290MHz		5121.04	53	-21	74	44.72	31.96	9.79	33.47	212	135	P	H
		5149.26	40.99	-13.01	54	32.73	31.9	9.83	33.47	212	135	A	H
	*	5290	104.35	-	-	96.47	31.32	10.01	33.45	212	135	P	H
	*	5290	91.97	-	-	84.09	31.32	10.01	33.45	212	135	A	H
		5356.56	66.55	-7.45	74	58.56	31.33	10.1	33.44	212	135	P	H
		5350.08	53.04	-0.96	54	45.09	31.3	10.09	33.44	212	135	A	H
		5126.48	52.37	-21.63	74	44.1	31.95	9.79	33.47	207	267	P	V
		5148.58	40.49	-13.51	54	32.23	31.9	9.83	33.47	207	267	A	V
	*	5290	99.61	-	-	91.73	31.32	10.01	33.45	207	267	P	V
	*	5290	87.46	-	-	79.58	31.32	10.01	33.45	207	267	A	V
		5351.76	60.52	-13.48	74	52.56	31.31	10.09	33.44	207	267	P	V
		5350.08	48.18	-5.82	54	40.23	31.3	10.09	33.44	207	267	A	V
Remark	1. No other spurious found. 2. All results are PASS against Peak and Average limit line.												

Band 2 5250~5350MHz

WIFI 802.11ac VHT80 (Harmonic @ 3m)

WIFI Ant. 1	Note	Frequency (MHz)	Level (dBμV/m)	Over Limit (dB)	Limit Line (dBμV/m)	Read Level (dBμV)	Antenna Factor (dB/m)	Path Loss (dB)	Preamp Factor (dB)	Ant Pos (cm)	Table Pos (deg)	Peak Avg. (P/A)	Pol. (H/V)
802.11ac VHT80 CH 58 5290MHz		10580	48.62	-19.58	68.2	53.59	39.86	16.37	61.2	100	0	P	H
		15870	46.63	-27.37	74	49.89	37.39	20.51	61.16	100	0	P	H
		10580	47.38	-20.82	68.2	52.35	39.86	16.37	61.2	100	0	P	V
		15870	45.77	-28.23	74	49.03	37.39	20.51	61.16	100	0	P	V
Remark	1. No other spurious found. 2. All results are PASS against Peak and Average limit line.												

Band 3 - 5470~5725MHz

WIFI 802.11a (Band Edge @ 3m)

WIFI Ant.	Note	Frequency	Level	Over Limit	Limit Line	Read Level	Antenna Factor	Path Loss	Preamp Factor	Ant Pos	Table Pos	Peak Avg.	Pol.
1		(MHz)	(dBμV/m)	(dB)	(dBμV/m)	(dBμV)	(dB/m)	(dB)	(dB)	(cm)	(deg)	(P/A)	(H/V)
802.11a CH 100 5500MHz		5459.44	61.93	-12.07	74	53.39	31.74	10.23	33.43	214	193	P	H
		5468.56	67.38	-0.82	68.2	58.79	31.77	10.25	33.43	214	193	P	H
		5460	45.32	-8.68	54	36.78	31.74	10.23	33.43	214	193	A	H
	*	5500	113.91	-	-	105.15	31.9	10.29	33.43	214	193	P	H
	*	5500	103.25	-	-	94.49	31.9	10.29	33.43	214	193	A	H
		5457.68	56.59	-17.41	74	48.06	31.73	10.23	33.43	390	295	P	V
		5469.68	62.73	-5.47	68.2	54.13	31.78	10.25	33.43	390	295	P	V
		5460	42.29	-11.71	54	33.75	31.74	10.23	33.43	390	295	A	V
	*	5500	108.95	-	-	100.19	31.9	10.29	33.43	390	295	P	V
	*	5500	98.15	-	-	89.39	31.9	10.29	33.43	390	295	A	V
802.11a CH 116 5580MHz		5418.16	54.21	-19.79	74	45.9	31.57	10.18	33.44	222	193	P	H
		5463.28	55.04	-13.16	68.2	46.48	31.75	10.24	33.43	222	193	P	H
		5459.92	41.12	-12.88	54	32.58	31.74	10.23	33.43	222	193	A	H
	*	5580	115.74	-	-	106.98	31.8	10.4	33.44	222	193	P	H
	*	5580	105.55	-	-	96.79	31.8	10.4	33.44	222	193	A	H
		5742.32	53.84	-14.36	68.2	44.71	32.08	10.51	33.46	222	193	P	H
		5411.92	53.62	-20.38	74	45.34	31.55	10.17	33.44	398	297	P	V
		5461.84	52.97	-15.23	68.2	44.41	31.75	10.24	33.43	398	297	P	V
		5459.68	39.95	-14.05	54	31.41	31.74	10.23	33.43	398	297	A	V
	*	5580	111.57	-	-	102.81	31.8	10.4	33.44	398	297	P	V
	*	5580	101.5	-	-	92.74	31.8	10.4	33.44	398	297	A	V
		5737.595	53.93	-14.27	68.2	44.8	32.08	10.51	33.46	398	297	P	V

802.11a CH 140 5700MHz	*	5700	113.63	-	-	104.6	32	10.49	33.46	199	197	P	H
	*	5700	102.97	-	-	93.94	32	10.49	33.46	199	197	A	H
		5726.52	67.57	-0.63	68.2	58.48	32.05	10.5	33.46	199	197	P	H
	*	5700	109.74	-	-	100.71	32	10.49	33.46	399	297	P	V
	*	5700	99.07	-	-	90.04	32	10.49	33.46	399	297	A	V
		5725.32	64	-4.2	68.2	54.91	32.05	10.5	33.46	399	297	P	V
Remark	1. No other spurious found. 2. All results are PASS against Peak and Average limit line.												

Band 3 - 5470~5725MHz

WIFI 802.11a (Harmonic @ 3m)

WIFI Ant. 1	Note	Frequency (MHz)	Level (dBμV/m)	Over Limit (dB)	Limit Line (dBμV/m)	Read Level (dBμV)	Antenna Factor (dB/m)	Path Loss (dB)	Preamp Factor (dB)	Ant Pos (cm)	Table Pos (deg)	Peak Avg. (P/A)	Pol. (H/V)
802.11a CH 100 5500MHz		11000	63.67	-10.33	74	68.56	40.2	16.61	61.7	221	137	P	H
		11000	49.8	-4.2	54	54.69	40.2	16.61	61.7	221	137	A	H
		16500	48.13	-20.07	68.2	47.23	39.4	21.2	59.7	100	0	P	H
		11000	64.53	-9.47	74	69.42	40.2	16.61	61.7	219	129	P	V
		11000	49.99	-4.01	54	54.88	40.2	16.61	61.7	219	129	A	V
		16500	48.01	-20.19	68.2	47.11	39.4	21.2	59.7	100	0	P	V
802.11a CH 116 5580MHz		11160	55.83	-18.17	74	61.33	39.62	16.74	61.86	301	203	P	H
		11160	42.29	-11.71	54	47.79	39.62	16.74	61.86	301	203	A	H
		16740	49.1	-19.1	68.2	46.87	40.4	21.48	59.65	100	0	P	H
		11160	55.42	-18.58	74	60.92	39.62	16.74	61.86	232	126	P	V
		11160	41.96	-12.04	54	47.46	39.62	16.74	61.86	232	126	A	V
		16740	49.6	-18.6	68.2	47.37	40.4	21.48	59.65	100	0	P	V
802.11a CH 140 5700MHz		11400	46.65	-27.35	74	52.21	39.6	16.94	62.1	100	0	P	H
		17100	49.22	-18.98	68.2	46.15	40.5	21.95	59.38	100	0	P	H
		11400	46.37	-27.63	74	51.93	39.6	16.94	62.1	100	0	P	V
		17100	49.53	-18.67	68.2	46.46	40.5	21.95	59.38	100	0	P	V
Remark	1. No other spurious found. 2. All results are PASS against Peak and Average limit line.												

Band 3 - 5470~5725MHz

WIFI 802.11n HT20 (Band Edge @ 3m)

WIFI Ant. 1	Note	Frequency (MHz)	Level (dBμV/m)	Over Limit (dB)	Limit Line (dBμV/m)	Read Level (dBμV)	Antenna Factor (dB/m)	Path Loss (dB)	Preamp Factor (dB)	Ant Pos (cm)	Table Pos (deg)	Peak Avg. (P/A)	Pol. (H/V)
802.11n HT20 CH 100 5500MHz		5459.92	62.14	-11.86	74	53.6	31.74	10.23	33.43	215	194	P	H
		5467.6	67.53	-0.67	68.2	58.95	31.77	10.24	33.43	215	194	P	H
		5460	45.61	-8.39	54	37.07	31.74	10.23	33.43	215	194	A	H
	*	5500	113.65	-	-	104.89	31.9	10.29	33.43	215	194	P	H
	*	5500	102.78	-	-	94.02	31.9	10.29	33.43	215	194	A	H
		5459.92	57.09	-16.91	74	48.55	31.74	10.23	33.43	389	295	P	V
		5469.84	62.72	-5.48	68.2	54.12	31.78	10.25	33.43	389	295	P	V
		5460	42.55	-11.45	54	34.01	31.74	10.23	33.43	389	295	A	V
	*	5500	108.52	-	-	99.76	31.9	10.29	33.43	389	295	P	V
	*	5500	97.72	-	-	88.96	31.9	10.29	33.43	389	295	A	V
802.11n HT20 CH 116 5580MHz		5451.04	55.62	-18.38	74	47.13	31.7	10.22	33.43	222	195	P	H
		5467.84	55.08	-13.12	68.2	46.5	31.77	10.24	33.43	222	195	P	H
		5459.92	41.55	-12.45	54	33.01	31.74	10.23	33.43	222	195	A	H
	*	5580	117.02	-	-	108.26	31.8	10.4	33.44	222	195	P	H
	*	5580	106.2	-	-	97.44	31.8	10.4	33.44	222	195	A	H
		5744.84	54.95	-13.25	68.2	45.81	32.09	10.51	33.46	222	195	P	H
		5459.92	54.61	-19.39	74	46.07	31.74	10.23	33.43	398	296	P	V
		5467.84	53.34	-14.86	68.2	44.76	31.77	10.24	33.43	398	296	P	V
		5459.68	40.52	-13.48	54	31.98	31.74	10.23	33.43	398	296	A	V
	*	5580	112.59	-	-	103.83	31.8	10.4	33.44	398	296	P	V
	*	5580	101.69	-	-	92.93	31.8	10.4	33.44	398	296	A	V
		5729.72	54.52	-13.68	68.2	45.42	32.06	10.5	33.46	398	296	P	V

802.11n HT20 CH 140 5700MHz	*	5700	112.38	-	-	103.35	32	10.49	33.46	200	196	P	H
	*	5700	101.83	-	-	92.8	32	10.49	33.46	200	196	A	H
		5726.76	66.57	-1.63	68.2	57.48	32.05	10.5	33.46	200	196	P	H
	*	5700	108.88	-	-	99.85	32	10.49	33.46	399	297	P	V
	*	5700	98.01	-	-	88.98	32	10.49	33.46	399	297	A	V
		5725.08	64.27	-3.93	68.2	55.18	32.05	10.5	33.46	399	297	P	V
Remark	1. No other spurious found. 2. All results are PASS against Peak and Average limit line.												

Band 3 - 5470~5725MHz

WIFI 802.11n HT20 (Harmonic @ 3m)

WIFI Ant. 1	Note	Frequency (MHz)	Level (dBμV/m)	Over Limit (dB)	Limit Line (dBμV/m)	Read Level (dBμV)	Antenna Factor (dB/m)	Path Loss (dB)	Preamp Factor (dB)	Ant Pos (cm)	Table Pos (deg)	Peak Avg. (P/A)	Pol. (H/V)
802.11n HT20 CH 100 5500MHz		11000	64.03	-9.97	74	68.92	40.2	16.61	61.7	219	137	P	H
		11000	49.51	-4.49	54	54.4	40.2	16.61	61.7	219	137	A	H
		16500	47.97	-20.23	68.2	47.07	39.4	21.2	59.7	100	0	P	H
		11000	63.92	-10.08	74	68.81	40.2	16.61	61.7	232	137	P	V
		11000	49.06	-4.94	54	53.95	40.2	16.61	61.7	232	137	A	V
		16500	48.22	-19.98	68.2	47.32	39.4	21.2	59.7	100	0	P	V
802.11n HT20 CH 116 5580MHz		11160	54.38	-19.62	74	59.88	39.62	16.74	61.86	303	204	P	H
		11160	40.75	-13.25	54	46.25	39.62	16.74	61.86	303	204	A	H
		16740	49.27	-18.93	68.2	47.04	40.4	21.48	59.65	100	0	P	H
		11160	49.16	-24.84	74	54.66	39.62	16.74	61.86	100	0	P	V
		16740	49.81	-18.39	68.2	47.58	40.4	21.48	59.65	100	0	P	V
802.11n HT20 CH 140 5700MHz		11400	47.63	-26.37	74	53.19	39.6	16.94	62.1	100	0	P	H
		17100	49.62	-18.58	68.2	46.55	40.5	21.95	59.38	100	0	P	H
		11400	45.96	-28.04	74	51.52	39.6	16.94	62.1	100	0	P	V
		17100	50.1	-18.1	68.2	47.03	40.5	21.95	59.38	100	0	P	V
Remark	1. No other spurious found. 2. All results are PASS against Peak and Average limit line.												

Band 3 - 5470~5725MHz

WIFI 802.11n HT40 (Band Edge @ 3m)

WIFI Ant. 1	Note	Frequency (MHz)	Level (dBμV/m)	Over Limit (dB)	Limit Line (dBμV/m)	Read Level (dBμV)	Antenna Factor (dB/m)	Path Loss (dB)	Preamp Factor (dB)	Ant Pos (cm)	Table Pos (deg)	Peak Avg. (P/A)	Pol. (H/V)
802.11n HT40 CH 102 5510MHz		5459.92	59.58	-14.42	74	51.04	31.74	10.23	33.43	210	194	P	H
		5469.28	65.41	-2.79	68.2	56.81	31.78	10.25	33.43	210	194	P	H
		5459.92	46.42	-7.58	54	37.88	31.74	10.23	33.43	210	194	A	H
	*	5510	108.29	-	-	99.54	31.88	10.3	33.43	210	194	P	H
	*	5510	97.24	-	-	88.49	31.88	10.3	33.43	210	194	A	H
		5751.14	53.74	-14.46	68.2	44.6	32.1	10.51	33.47	210	194	P	H
		5457.52	54.38	-19.62	74	45.85	31.73	10.23	33.43	400	278	P	V
		5469.04	60.68	-7.52	68.2	52.08	31.78	10.25	33.43	400	278	P	V
		5459.92	42.84	-11.16	54	34.3	31.74	10.23	33.43	400	278	A	V
	*	5510	102.85	-	-	94.1	31.88	10.3	33.43	400	278	P	V
	*	5510	91.48	-	-	82.73	31.88	10.3	33.43	400	278	A	V
		5746.73	55.03	-13.17	68.2	45.89	32.09	10.51	33.46	400	278	P	V
802.11n HT40 CH 110 5550MHz		5455.84	58.08	-15.92	74	49.56	31.72	10.23	33.43	207	195	P	H
		5466.4	61.28	-6.92	68.2	52.7	31.77	10.24	33.43	207	195	P	H
		5459.92	45.58	-8.42	54	37.04	31.74	10.23	33.43	207	195	A	H
	*	5550	112.08	-	-	103.36	31.8	10.36	33.44	207	195	P	H
	*	5550	101.51	-	-	92.79	31.8	10.36	33.44	207	195	A	H
		5737.91	54.21	-13.99	68.2	45.08	32.08	10.51	33.46	207	195	P	H
		5458.96	53.68	-20.32	74	45.14	31.74	10.23	33.43	400	279	P	V
		5468.08	55.98	-12.22	68.2	47.39	31.77	10.25	33.43	400	279	P	V
		5459.92	42.2	-11.8	54	33.66	31.74	10.23	33.43	400	279	A	V
	*	5550	107.89	-	-	99.17	31.8	10.36	33.44	400	279	P	V
	*	5550	96.88	-	-	88.16	31.8	10.36	33.44	400	279	A	V
		5747.675	53.67	-14.53	68.2	44.52	32.1	10.51	33.46	400	279	P	V

802.11n HT40 CH 134 5670MHz		5442.05	52.89	-21.11	74	44.45	31.67	10.21	33.44	204	196	P	H
		5460.25	52.7	-15.5	68.2	44.16	31.74	10.23	33.43	204	196	P	H
		5458.5	41.08	-12.92	54	32.55	31.73	10.23	33.43	204	196	A	H
	*	5670	113.24	-	-	104.4	31.82	10.47	33.45	204	196	P	H
	*	5670	101.48	-	-	92.64	31.82	10.47	33.45	204	196	A	H
		5726.15	65.87	-2.33	68.2	56.78	32.05	10.5	33.46	204	196	P	H
		5381.85	53.26	-20.74	74	45.14	31.43	10.13	33.44	385	299	P	V
		5464.45	51.01	-17.19	68.2	42.44	31.76	10.24	33.43	385	299	P	V
		5457.1	40.46	-13.54	54	31.93	31.73	10.23	33.43	385	299	A	V
	*	5670	108.92	-	-	100.08	31.82	10.47	33.45	385	299	P	V
	*	5670	97.59	-	-	88.75	31.82	10.47	33.45	385	299	A	V
		5725.1	62.03	-6.17	68.2	52.94	32.05	10.5	33.46	385	299	P	V
Remark	1. No other spurious found. 2. All results are PASS against Peak and Average limit line.												

Band 3 - 5470~5725MHz

WIFI 802.11n HT40 (Harmonic @ 3m)

WIFI Ant. 1	Note	Frequency (MHz)	Level (dBμV/m)	Over Limit (dB)	Limit Line (dBμV/m)	Read Level (dBμV)	Antenna Factor (dB/m)	Path Loss (dB)	Preamp Factor (dB)	Ant Pos (cm)	Table Pos (deg)	Peak Avg. (P/A)	Pol. (H/V)
802.11n HT40 CH 102 5510MHz		11020	49.63	-24.37	74	54.6	40.12	16.63	61.72	100	0	P	H
		16530	48.18	-20.02	68.2	47.24	39.4	21.23	59.69	100	0	P	H
		11020	48.66	-25.34	74	53.63	40.12	16.63	61.72	100	0	P	V
		16530	48.24	-19.96	68.2	47.3	39.4	21.23	59.69	100	0	P	V
802.11n HT40 CH 110 5550MHz		11100	53.89	-20.11	74	59.2	39.8	16.69	61.8	304	202	P	H
		11100	39.59	-14.41	54	44.9	39.8	16.69	61.8	304	202	A	H
		16650	48.22	-19.98	68.2	46.71	39.8	21.38	59.67	100	0	P	H
		11100	49.36	-24.64	74	54.67	39.8	16.69	61.8	100	0	P	V
		16650	48.95	-19.25	68.2	47.44	39.8	21.38	59.67	100	0	P	V
802.11n HT40 CH 134 5670MHz		11340	47.46	-26.54	74	53.07	39.54	16.89	62.04	100	0	P	H
		17010	50.21	-17.99	68.2	47.48	40.5	21.81	59.58	100	0	P	H
		11340	46.9	-27.1	74	52.51	39.54	16.89	62.04	100	0	P	V
		17010	50.13	-18.07	68.2	47.4	40.5	21.81	59.58	100	0	P	V
Remark	1. No other spurious found. 2. All results are PASS against Peak and Average limit line.												

Band 3 - 5470~5725MHz

WIFI 802.11ac VHT80 (Band Edge @ 3m)

WIFI Ant. 1	Note	Frequency (MHz)	Level (dBμV/m)	Over Limit (dB)	Limit Line (dBμV/m)	Read Level (dBμV)	Antenna Factor (dB/m)	Path Loss (dB)	Preamp Factor (dB)	Ant Pos (cm)	Table Pos (deg)	Peak Avg. (P/A)	Pol. (H/V)
802.11ac VHT80 CH 106 5530MHz		5458.24	63.44	-10.56	74	54.91	31.73	10.23	33.43	203	193	P	H
		5470	67.16	-1.04	68.2	58.56	31.78	10.25	33.43	203	193	P	H
		5459.92	47.31	-6.69	54	38.77	31.74	10.23	33.43	203	193	A	H
	*	5530	103.99	-	-	95.25	31.84	10.33	33.43	203	193	P	H
	*	5530	92.6	-	-	83.86	31.84	10.33	33.43	203	193	A	H
		5736.335	54.3	-13.9	68.2	45.19	32.07	10.5	33.46	203	193	P	H
		5457.76	58.28	-15.72	74	49.75	31.73	10.23	33.43	400	276	P	V
		5467.84	58.03	-10.17	68.2	49.45	31.77	10.24	33.43	400	276	P	V
		5456.08	43.82	-10.18	54	35.3	31.72	10.23	33.43	400	276	A	V
	*	5530	99.52	-	-	90.78	31.84	10.33	33.43	400	276	P	V
	*	5530	87.86	-	-	79.12	31.84	10.33	33.43	400	276	A	V
		5746.415	54.06	-14.14	68.2	44.92	32.09	10.51	33.46	400	276	P	V
802.11ac VHT80 CH 122 5610MHz		5455.6	60.56	-13.44	74	52.04	31.72	10.23	33.43	207	195	P	H
		5464.48	62.04	-6.16	68.2	53.47	31.76	10.24	33.43	207	195	P	H
		5459.92	46.25	-7.75	54	37.71	31.74	10.23	33.43	207	195	A	H
	*	5610	109.39	-	-	100.62	31.78	10.44	33.45	207	195	P	H
	*	5610	97.68	-	-	88.91	31.78	10.44	33.45	207	195	A	H
		5727.83	62.7	-5.5	68.2	53.6	32.06	10.5	33.46	207	195	P	H
		5452.48	56.47	-17.53	74	47.97	31.71	10.22	33.43	397	296	P	V
		5467.6	58.21	-9.99	68.2	49.63	31.77	10.24	33.43	397	296	P	V
		5459.92	42.66	-11.34	54	34.12	31.74	10.23	33.43	397	296	A	V
	*	5610	104.61	-	-	95.84	31.78	10.44	33.45	397	296	P	V
	*	5610	93.2	-	-	84.43	31.78	10.44	33.45	397	296	A	V
		5727.515	59.39	-8.81	68.2	50.29	32.06	10.5	33.46	397	296	P	V
Remark	1. No other spurious found. 2. All results are PASS against Peak and Average limit line.												

Band 3 5470~5725MHz

WIFI 802.11ac VHT80 (Harmonic @ 3m)

WIFI Ant. 1	Note	Frequency (MHz)	Level (dBμV/m)	Over Limit (dB)	Limit Line (dBμV/m)	Read Level (dBμV)	Antenna Factor (dB/m)	Path Loss (dB)	Preamp Factor (dB)	Ant Pos (cm)	Table Pos (deg)	Peak Avg. (P/A)	Pol. (H/V)
802.11ac		11060	45.77	-28.23	74	50.91	39.96	16.66	61.76	100	0	P	H
VHT80		16590	48	-20.2	68.2	46.98	39.4	21.3	59.68	100	0	P	H
CH 106		11060	45.94	-28.06	74	51.08	39.96	16.66	61.76	100	0	P	V
5530MHz		16590	48.26	-19.94	68.2	47.24	39.4	21.3	59.68	100	0	P	V
802.11ac		11220	46.8	-27.2	74	52.43	39.5	16.79	61.92	100	0	P	H
VHT80		16830	49.56	-18.64	68.2	47.08	40.52	21.59	59.63	100	0	P	H
CH 122		11220	46.91	-27.09	74	52.54	39.5	16.79	61.92	100	0	P	V
5610MHz		16830	49.58	-18.62	68.2	47.1	40.52	21.59	59.63	100	0	P	V
Remark	1. No other spurious found. 2. All results are PASS against Peak and Average limit line.												

Band 3 - Straddle Channel

WIFI 802.11a (Band Edge @ 3m)

WIFI Ant.	Note	Frequency	Level	Over Limit	Limit Line	Read Level	Antenna Factor	Path Loss	Preamp Factor	Ant Pos	Table Pos	Peak Avg.	Pol.
1		(MHz)	(dBμV/m)	(dB)	(dBμV/m)	(dBμV)	(dB/m)	(dB)	(dB)	(cm)	(deg)	(P/A)	(H/V)
802.11a CH 144 5720MHz		5459.98	52.67	-21.33	74	44.13	31.74	10.23	33.43	202	197	P	H
		5467	53.19	-15.01	68.2	44.61	31.77	10.24	33.43	202	197	P	H
		5459.59	39.98	-14.02	54	31.44	31.74	10.23	33.43	202	197	A	H
	*	5720	114.77	-	-	105.69	32.04	10.5	33.46	202	197	P	H
	*	5720	104.09	-	-	95.01	32.04	10.5	33.46	202	197	A	H
		5909.5	54.8	-13.4	68.2	45.21	32.44	10.64	33.49	202	197	P	H
		5435.41	53.62	-20.38	74	45.22	31.64	10.2	33.44	399	295	P	V
		5463.88	53.05	-15.15	68.2	44.48	31.76	10.24	33.43	399	295	P	V
		5459.59	39.58	-14.42	54	31.04	31.74	10.23	33.43	399	295	A	V
	*	5720	110.25	-	-	101.17	32.04	10.5	33.46	399	295	P	V
	*	5720	99.79	-	-	90.71	32.04	10.5	33.46	399	295	A	V
		5914.5	55.41	-12.79	68.2	45.8	32.46	10.64	33.49	399	295	P	V
Remark	1. No other spurious found. 2. All results are PASS against Peak and Average limit line.												

Band 3 - Straddle Channel

WIFI 802.11a (Harmonic @ 3m)

WIFI Ant.	Note	Frequency	Level	Over Limit	Limit Line	Read Level	Antenna Factor	Path Loss	Preamp Factor	Ant Pos	Table Pos	Peak Avg.	Pol.
1		(MHz)	(dBμV/m)	(dB)	(dBμV/m)	(dBμV)	(dB/m)	(dB)	(dB)	(cm)	(deg)	(P/A)	(H/V)
802.11a CH 144 5720MHz		11440	47.61	-26.39	74	53.11	39.68	16.96	62.14	100	0	P	H
		17160	50.62	-17.58	68.2	47.27	40.56	22.04	59.25	100	0	P	H
		11440	48.02	-25.98	74	53.52	39.68	16.96	62.14	100	0	P	V
		17160	50.43	-17.77	68.2	47.08	40.56	22.04	59.25	100	0	P	V
Remark	1. No other spurious found. 2. All results are PASS against Peak and Average limit line.												

Band 3 - Straddle Channel

WIFI 802.11n HT20 (Band Edge @ 3m)

WIFI Ant. 1	Note	Frequency (MHz)	Level (dBμV/m)	Over Limit (dB)	Limit Line (dBμV/m)	Read Level (dBμV)	Antenna Factor (dB/m)	Path Loss (dB)	Preamp Factor (dB)	Ant Pos (cm)	Table Pos (deg)	Peak Avg. (P/A)	Pol. (H/V)
802.11n HT20 CH 144 5720MHz		5421.76	54.45	-19.55	74	46.12	31.59	10.18	33.44	200	198	P	H
		5467	54.72	-13.48	68.2	46.14	31.77	10.24	33.43	200	198	P	H
		5459.98	40.49	-13.51	54	31.95	31.74	10.23	33.43	200	198	A	H
	*	5720	115.32	-	-	106.24	32.04	10.5	33.46	200	198	P	H
	*	5720	104.63	-	-	95.55	32.04	10.5	33.46	200	198	A	H
		5881	56.54	-11.66	68.2	47.05	32.36	10.61	33.48	200	198	P	H
		5426.83	53.55	-20.45	74	45.19	31.61	10.19	33.44	395	297	P	V
		5466.22	54.27	-13.93	68.2	45.7	31.76	10.24	33.43	395	297	P	V
		5456.08	40.03	-13.97	54	31.51	31.72	10.23	33.43	395	297	A	V
	*	5720	112.06	-	-	102.98	32.04	10.5	33.46	395	297	P	V
	*	5720	101.12	-	-	92.04	32.04	10.5	33.46	395	297	A	V
		5905	56.01	-12.19	68.2	46.45	32.42	10.63	33.49	395	297	P	V
Remark	1. No other spurious found. 2. All results are PASS against Peak and Average limit line.												

Band 3 - Straddle Channel

WIFI 802.11n HT20 (Harmonic @ 3m)

WIFI Ant. 1	Note	Frequency (MHz)	Level (dBμV/m)	Over Limit (dB)	Limit Line (dBμV/m)	Read Level (dBμV)	Antenna Factor (dB/m)	Path Loss (dB)	Preamp Factor (dB)	Ant Pos (cm)	Table Pos (deg)	Peak Avg. (P/A)	Pol. (H/V)
802.11n HT20 CH 144 5720MHz		11440	47.43	-26.57	74	52.93	39.68	16.96	62.14	100	0	P	H
		17160	50.44	-17.76	68.2	47.09	40.56	22.04	59.25	100	0	P	H
		11440	46.44	-27.56	74	51.94	39.68	16.96	62.14	100	0	P	V
		17160	49.93	-18.27	68.2	46.58	40.56	22.04	59.25	100	0	P	V
Remark	1. No other spurious found. 2. All results are PASS against Peak and Average limit line.												

Band 3 - Straddle Channel

WIFI 802.11n HT40 (Band Edge @ 3m)

WIFI Ant. 1	Note	Frequency (MHz)	Level (dBμV/m)	Over Limit (dB)	Limit Line (dBμV/m)	Read Level (dBμV)	Antenna Factor (dB/m)	Path Loss (dB)	Preamp Factor (dB)	Ant Pos (cm)	Table Pos (deg)	Peak Avg. (P/A)	Pol. (H/V)
802.11n HT40 CH 142 5710MHz		5380.81	53.14	-20.86	74	45.03	31.42	10.13	33.44	207	199	P	H
		5465.05	53.31	-14.89	68.2	44.74	31.76	10.24	33.43	207	199	P	H
		5456.47	40.95	-13.05	54	32.42	31.73	10.23	33.43	207	199	A	H
	*	5710	111.19	-	-	102.14	32.02	10.49	33.46	207	199	P	H
	*	5710	100.22	-	-	91.17	32.02	10.49	33.46	207	199	A	H
		5940.75	54.72	-13.48	68.2	44.98	32.56	10.67	33.49	207	199	P	H
		5428.78	52.33	-21.67	74	43.96	31.62	10.19	33.44	400	297	P	V
		5460.76	51.34	-16.86	68.2	42.79	31.74	10.24	33.43	400	297	P	V
		5456.47	40.55	-13.45	54	32.02	31.73	10.23	33.43	400	297	A	V
	*	5710	107.41	-	-	98.36	32.02	10.49	33.46	400	297	P	V
	*	5710	96.65	-	-	87.6	32.02	10.49	33.46	400	297	A	V
		5908.75	55.2	-13	68.2	45.61	32.44	10.64	33.49	400	297	P	V
Remark	1. No other spurious found. 2. All results are PASS against Peak and Average limit line.												

Band 3 - Straddle Channel

WIFI 802.11n HT40 (Harmonic @ 3m)

WIFI Ant. 1	Note	Frequency (MHz)	Level (dBμV/m)	Over Limit (dB)	Limit Line (dBμV/m)	Read Level (dBμV)	Antenna Factor (dB/m)	Path Loss (dB)	Preamp Factor (dB)	Ant Pos (cm)	Table Pos (deg)	Peak Avg. (P/A)	Pol. (H/V)
802.11n HT40 CH 142 5710MHz		11420	46.3	-27.7	74	51.84	39.64	16.94	62.12	100	0	P	H
		17130	49.68	-18.52	68.2	46.46	40.53	22	59.31	100	0	P	H
		11420	46.97	-27.03	74	52.51	39.64	16.94	62.12	100	0	P	V
		17130	49.05	-19.15	68.2	45.83	40.53	22	59.31	100	0	P	V
Remark	1. No other spurious found. 2. All results are PASS against Peak and Average limit line.												

Band 3 - Straddle Channel

WIFI 802.11ac VHT80 (Band Edge @ 3m)

WIFI Ant. 1	Note	Frequency (MHz)	Level (dBμV/m)	Over Limit (dB)	Limit Line (dBμV/m)	Read Level (dBμV)	Antenna Factor (dB/m)	Path Loss (dB)	Preamp Factor (dB)	Ant Pos (cm)	Table Pos (deg)	Peak Avg. (P/A)	Pol. (H/V)
802.11ac VHT80 CH 138 5690MHz		5449.84	54.53	-19.47	74	46.05	31.7	10.22	33.44	199	198	P	H
		5468.56	55.6	-12.6	68.2	47.01	31.77	10.25	33.43	199	198	P	H
		5459.98	41.31	-12.69	54	32.77	31.74	10.23	33.43	199	198	A	H
	*	5690	108.83	-	-	99.87	31.94	10.48	33.46	199	198	P	H
	*	5690	97.11	-	-	88.15	31.94	10.48	33.46	199	198	A	H
		5850.75	56.21	-11.99	68.2	46.8	32.3	10.59	33.48	199	198	P	H
		5444.38	53.39	-20.61	74	44.94	31.68	10.21	33.44	399	297	P	V
		5463.49	53.64	-14.56	68.2	45.08	31.75	10.24	33.43	399	297	P	V
		5459.98	40.23	-13.77	54	31.69	31.74	10.23	33.43	399	297	A	V
	*	5690	104.94	-	-	95.98	31.94	10.48	33.46	399	297	P	V
	*	5690	93.37	-	-	84.41	31.94	10.48	33.46	399	297	A	V
		5853.75	55.84	-12.36	68.2	46.42	32.31	10.59	33.48	399	297	P	V
Remark	1. No other spurious found. 2. All results are PASS against Peak and Average limit line.												

Band 3 - Straddle Channel

WIFI 802.11ac VHT80 (Harmonic @ 3m)

WIFI Ant. 1	Note	Frequency (MHz)	Level (dBμV/m)	Over Limit (dB)	Limit Line (dBμV/m)	Read Level (dBμV)	Antenna Factor (dB/m)	Path Loss (dB)	Preamp Factor (dB)	Ant Pos (cm)	Table Pos (deg)	Peak Avg. (P/A)	Pol. (H/V)
802.11ac VHT80 CH 138 5690MHz		11380	46.07	-27.93	74	51.65	39.58	16.92	62.08	100	0	P	H
		17070	50.38	-17.82	68.2	47.43	40.5	21.9	59.45	100	0	P	H
		11380	46.31	-27.69	74	51.89	39.58	16.92	62.08	100	0	P	V
		17070	50.44	-17.76	68.2	47.49	40.5	21.9	59.45	100	0	P	V
Remark	1. No other spurious found. 2. All results are PASS against Peak and Average limit line.												

Emission below 1GHz

WIFI 802.11a (LF @ 3m)

WIFI Ant.	Note	Frequency	Level	Over Limit	Limit Line	Read Level	Antenna Factor	Path Loss	Preamp Factor	Ant Pos	Table Pos	Peak Avg.	Pol.
1		(MHz)	(dBμV/m)	(dB)	(dBμV/m)	(dBμV)	(dB/m)	(dB)	(dB)	(cm)	(deg)	(P/A)	(H/V)
802.11a LF		31.94	23.9	-16.1	40	30	23.32	0.79	30.21	-	-	P	H
		196.84	27.91	-15.59	43.5	41.26	14.98	1.99	30.32	-	-	P	H
		312.27	33.7	-12.3	46	42.11	19.31	2.4	30.12	-	-	P	H
		717.73	35.79	-10.21	46	34.48	27.04	3.75	29.48	-	-	P	H
		866.14	34.31	-11.69	46	30.11	29.23	4.16	29.19	-	-	P	H
		951.5	36.23	-9.77	46	30.2	30.58	4.44	28.99	100	0	P	H
		66.86	31.47	-8.53	40	48.82	11.92	1.19	30.46	100	0	P	V
		196.84	30.2	-13.3	43.5	43.55	14.98	1.99	30.32	-	-	P	V
		344.28	34.13	-11.87	46	41.49	20.19	2.52	30.07	-	-	P	V
		806	32.9	-13.1	46	30.1	28.08	4	29.28	-	-	P	V
		870.99	35.04	-10.96	46	30.86	29.19	4.17	29.18	-	-	P	V
		952.47	36.11	-9.89	46	30.04	30.61	4.45	28.99	-	-	P	V
Remark	1. No other spurious found. 2. All results are PASS against limit line.												

Band 1 - 5150~5250MHz

WIFI 802.11a (Band Edge @ 3m)

WIFI Ant. 2	Note	Frequency (MHz)	Level (dBμV/m)	Over Limit (dB)	Limit Line (dBμV/m)	Read Level (dBμV)	Antenna Factor (dB/m)	Cable Loss (dB)	Preamp Factor (dB)	Ant Pos (cm)	Table Pos (deg)	Peak Avg. (P/A)	Pol. (H/V)
802.11a CH 36 5180MHz		5146.64	62.21	-11.79	74	53.95	31.91	9.82	33.47	100	348	P	H
		5150	47.56	-6.44	54	39.3	31.9	9.83	33.47	100	348	A	H
	*	5180	107.86	-	-	99.67	31.78	9.87	33.46	100	348	P	H
	*	5180	97.9	-	-	89.71	31.78	9.87	33.46	100	348	A	H
		5150	66.84	-7.16	74	58.58	31.9	9.83	33.47	100	302	P	V
		5150	51.88	-2.12	54	43.62	31.9	9.83	33.47	100	302	A	V
	*	5180	113.73	-	-	105.54	31.78	9.87	33.46	100	302	P	V
	*	5180	103.69	-	-	95.5	31.78	9.87	33.46	100	302	A	V
802.11a CH 44 5220MHz		5135.98	53.24	-20.76	74	44.97	31.93	9.81	33.47	100	349	P	H
		5148.98	40.22	-13.78	54	31.96	31.9	9.83	33.47	100	349	A	H
	*	5220	109.36	-	-	101.32	31.58	9.92	33.46	100	349	P	H
	*	5220	99.54	-	-	91.5	31.58	9.92	33.46	100	349	A	H
		5397.56	53.19	-20.81	74	44.99	31.49	10.15	33.44	100	349	P	H
		5440.12	39.37	-14.63	54	30.94	31.66	10.21	33.44	100	349	A	H
		5138.32	55.25	-18.75	74	46.99	31.92	9.81	33.47	100	276	P	V
		5149.5	41.67	-12.33	54	33.41	31.9	9.83	33.47	100	276	A	V
	*	5220	114.95	-	-	106.91	31.58	9.92	33.46	100	276	P	V
	*	5220	104.97	-	-	96.93	31.58	9.92	33.46	100	276	A	V
		5437.88	53.28	-20.72	74	44.87	31.65	10.2	33.44	100	276	P	V
		5350.24	39.7	-14.3	54	31.75	31.3	10.09	33.44	100	276	A	V

802.11a CH 48 5240MHz		5148.98	53.41	-20.59	74	45.15	31.9	9.83	33.47	100	348	P	H
		5149.5	39.92	-14.08	54	31.66	31.9	9.83	33.47	100	348	A	H
	*	5240	109.98	-	-	102.03	31.46	9.95	33.46	100	348	P	H
	*	5240	100.05	-	-	92.1	31.46	9.95	33.46	100	348	A	H
		5456.36	53.62	-20.38	74	45.09	31.73	10.23	33.43	100	348	P	H
		5437.32	39.35	-14.65	54	30.94	31.65	10.2	33.44	100	348	A	H
		5114.66	54.73	-19.27	74	46.45	31.97	9.78	33.47	100	269	P	V
		5127.92	41.07	-12.93	54	32.8	31.94	9.8	33.47	100	269	A	V
	*	5240	114.95	-	-	107	31.46	9.95	33.46	100	269	P	V
	*	5240	105	-	-	97.05	31.46	9.95	33.46	100	269	A	V
		5433.4	53.58	-20.42	74	45.19	31.63	10.2	33.44	100	269	P	V
		5351.92	39.86	-14.14	54	31.9	31.31	10.09	33.44	100	269	A	V
Remark	1. No other spurious found. 2. All results are PASS against Peak and Average limit line.												

Band 1 5150~5250MHz

WIFI 802.11a (Harmonic @ 3m)

WIFI Ant. 2	Note	Frequency (MHz)	Level (dBμV/m)	Over Limit (dB)	Limit Line (dBμV/m)	Read Level (dBμV)	Antenna Factor (dB/m)	Cable Loss (dB)	Preamp Factor (dB)	Ant Pos (cm)	Table Pos (deg)	Peak Avg. (P/A)	Pol. (H/V)
802.11a CH 36 5180MHz		10360	48.26	-19.94	68.2	53.21	39.58	16.23	60.76	100	0	P	H
		15540	46.52	-27.48	74	49.53	38.22	20.32	61.55	100	0	P	H
		10360	48.66	-19.54	68.2	53.61	39.58	16.23	60.76	100	0	P	V
		15540	47.46	-26.54	74	50.47	38.22	20.32	61.55	100	0	P	V
802.11a CH 44 5220MHz		10440	50.33	-17.87	68.2	55.31	39.7	16.28	60.96	100	0	P	H
		15660	47.41	-26.59	74	50.63	37.8	20.39	61.41	100	0	P	H
		10440	50.51	-17.69	68.2	55.49	39.7	16.28	60.96	100	0	P	V
		15660	47.07	-26.93	74	50.29	37.8	20.39	61.41	100	0	P	V
802.11a CH 48 5240MHz		10480	44.99	-23.21	68.2	50.04	39.7	16.3	61.05	100	0	P	H
		15720	44.26	-29.74	74	47.42	37.76	20.42	61.34	100	0	P	H
		10480	45.52	-22.68	68.2	50.57	39.7	16.3	61.05	100	0	P	V
		15720	43.9	-30.1	74	47.06	37.76	20.42	61.34	100	0	P	V
Remark	1. No other spurious found. 2. All results are PASS against Peak and Average limit line.												

Band 1 5150~5250MHz

WIFI 802.11n HT20 (Band Edge @ 3m)

WIFI Ant. 2	Note	Frequency (MHz)	Level (dBμV/m)	Over Limit (dB)	Limit Line (dBμV/m)	Read Level (dBμV)	Antenna Factor (dB/m)	Cable Loss (dB)	Preamp Factor (dB)	Ant Pos (cm)	Table Pos (deg)	Peak Avg. (P/A)	Pol. (H/V)
802.11n HT20 CH 36 5180MHz		5149.24	63.58	-10.42	74	55.32	31.9	9.83	33.47	100	344	P	H
		5150	48.22	-5.78	54	39.96	31.9	9.83	33.47	100	344	A	H
	*	5180	107.72	-	-	99.53	31.78	9.87	33.46	100	344	P	H
	*	5180	97.63	-	-	89.44	31.78	9.87	33.46	100	344	A	H
		5147.68	69.56	-4.44	74	61.31	31.9	9.82	33.47	100	276	P	V
		5150	53.15	-0.85	54	44.89	31.9	9.83	33.47	100	276	A	V
	*	5180	114.05	-	-	105.86	31.78	9.87	33.46	100	276	P	V
	*	5180	103.76	-	-	95.57	31.78	9.87	33.46	100	276	A	V
802.11n HT20 CH 44 5220MHz		5149.24	53.83	-20.17	74	45.57	31.9	9.83	33.47	100	347	P	H
		5150	40.66	-13.34	54	32.4	31.9	9.83	33.47	100	347	A	H
	*	5220	109.93	-	-	101.89	31.58	9.92	33.46	100	347	P	H
	*	5220	99.7	-	-	91.66	31.58	9.92	33.46	100	347	A	H
		5354.44	54.2	-19.8	74	46.23	31.32	10.09	33.44	100	347	P	H
		5456.92	39.83	-14.17	54	31.3	31.73	10.23	33.43	100	347	A	H
		5149.24	56.02	-17.98	74	47.76	31.9	9.83	33.47	100	274	P	V
		5149.76	41.99	-12.01	54	33.73	31.9	9.83	33.47	100	274	A	V
	*	5220	115.17	-	-	107.13	31.58	9.92	33.46	100	274	P	V
	*	5220	105.04	-	-	97	31.58	9.92	33.46	100	274	A	V
		5441.52	53.12	-20.88	74	44.68	31.67	10.21	33.44	100	274	P	V
		5350	40.18	-13.82	54	32.23	31.3	10.09	33.44	100	274	A	V

802.11n HT20 CH 48 5240MHz		5117.26	53.14	-20.86	74	44.86	31.97	9.78	33.47	100	349	P	H
		5149.5	40.46	-13.54	54	32.2	31.9	9.83	33.47	100	349	A	H
	*	5240	110.74	-	-	102.79	31.46	9.95	33.46	100	349	P	H
	*	5240	100.7	-	-	92.75	31.46	9.95	33.46	100	349	A	H
		5381.04	53.91	-20.09	74	45.8	31.42	10.13	33.44	100	349	P	H
		5452.44	39.79	-14.21	54	31.29	31.71	10.22	33.43	100	349	A	H
		5139.36	54.6	-19.4	74	46.34	31.92	9.81	33.47	100	274	P	V
		5128.44	41.89	-12.11	54	33.62	31.94	9.8	33.47	100	274	A	V
	*	5240	115.43	-	-	107.48	31.46	9.95	33.46	100	274	P	V
	*	5240	105.36	-	-	97.41	31.46	9.95	33.46	100	274	A	V
		5443.48	53.68	-20.32	74	45.24	31.67	10.21	33.44	100	274	P	V
		5351.36	40.56	-13.44	54	32.6	31.31	10.09	33.44	100	274	A	V
Remark	1. No other spurious found. 2. All results are PASS against Peak and Average limit line.												

Band 1 5150~5250MHz

WIFI 802.11n HT20 (Harmonic @ 3m)

WIFI Ant. 2	Note	Frequency (MHz)	Level (dBμV/m)	Over Limit (dB)	Limit Line (dBμV/m)	Read Level (dBμV)	Antenna Factor (dB/m)	Cable Loss (dB)	Preamp Factor (dB)	Ant Pos (cm)	Table Pos (deg)	Peak Avg. (P/A)	Pol. (H/V)
802.11n		10360	48.99	-19.21	68.2	53.94	39.58	16.23	60.76	100	0	P	H
HT20		15540	46.48	-27.52	74	49.49	38.22	20.32	61.55	100	0	P	H
CH 36		10360	49.38	-18.82	68.2	54.33	39.58	16.23	60.76	100	0	P	V
5180MHz		15540	47.31	-26.69	74	50.32	38.22	20.32	61.55	100	0	P	V
802.11n		10440	45.69	-22.51	68.2	50.67	39.7	16.28	60.96	100	0	P	H
HT20		15660	43.44	-30.56	74	46.66	37.8	20.39	61.41	100	0	P	H
CH 44		10440	45.77	-22.43	68.2	50.75	39.7	16.28	60.96	100	0	P	V
5220MHz		15660	44.93	-29.07	74	48.15	37.8	20.39	61.41	100	0	P	V
802.11n		10480	44.75	-23.45	68.2	49.8	39.7	16.3	61.05	100	0	P	H
HT20		15720	43.28	-30.72	74	46.44	37.76	20.42	61.34	100	0	P	H
CH 48		10480	45.67	-22.53	68.2	50.72	39.7	16.3	61.05	100	0	P	V
5240MHz		15720	43.88	-30.12	74	47.04	37.76	20.42	61.34	100	0	P	V
Remark	1. No other spurious found. 2. All results are PASS against Peak and Average limit line.												

Emission below 1GHz

WIFI 802.11n HT20 (LF @ 3m)

WIFI Ant. 2	Note	Frequency (MHz)	Level (dBμV/m)	Over Limit (dB)	Limit Line (dBμV/m)	Read Level (dBμV)	Antenna Factor (dB/m)	Cable Loss (dB)	Preamp Factor (dB)	Ant Pos (cm)	Table Pos (deg)	Peak Avg. (P/A)	Pol. (H/V)
802.11n HT20 LF		76.56	25.49	-14.51	40	41.71	12.95	1.28	30.45	-	-	P	H
		205.57	27.8	-15.7	43.5	41.02	15.09	2	30.31	-	-	P	H
		354.95	35.62	-10.38	46	42.57	20.54	2.56	30.05	-	-	P	H
		773.99	33.08	-12.92	46	30.43	28.1	3.9	29.35	-	-	P	H
		866.14	34.32	-11.68	46	30.12	29.23	4.16	29.19	-	-	P	H
		950.53	36.15	-9.85	46	30.15	30.55	4.44	28.99	100	0	P	H
		66.86	32.21	-7.79	40	49.56	11.92	1.19	30.46	-	-	P	V
		202.66	29.79	-13.71	43.5	43.04	15.07	1.99	30.31	-	-	P	V
		353.98	38.5	-7.5	46	45.48	20.51	2.56	30.05	100	0	P	V
		739.07	33.18	-12.82	46	30.95	27.85	3.81	29.43	-	-	P	V
		881.66	34.9	-11.1	46	30.77	29.1	4.2	29.17	-	-	P	V
		949.56	36.65	-9.35	46	30.69	30.52	4.44	29	-	-	P	V
Remark	1. No other spurious found. 2. All results are PASS against limit line.												

Band 1 - 5150~5250MHz

WIFI 802.11a (Band Edge @ 3m)

WIFI Ant. 0+1	Note	Frequency (MHz)	Level (dBμV/m)	Over Limit (dB)	Limit Line (dBμV/m)	Read Level (dBμV)	Antenna Factor (dB/m)	Path Loss (dB)	Preamp Factor (dB)	Ant Pos (cm)	Table Pos (deg)	Peak Avg. (P/A)	Pol. (H/V)
802.11a CH 36 5180MHz		5148.46	72.06	-1.94	74	63.8	31.9	9.83	33.47	204	157	P	H
		5148.72	52.39	-1.61	54	44.13	31.9	9.83	33.47	204	157	A	H
	*	5180	116.28	-	-	108.09	31.78	9.87	33.46	204	157	P	H
	*	5180	106.45	-	-	98.26	31.78	9.87	33.46	204	157	A	H
		5148.46	68.24	-5.76	74	59.98	31.9	9.83	33.47	256	171	P	V
		5148.72	50.37	-3.63	54	42.11	31.9	9.83	33.47	256	171	A	V
	*	5180	113.51	-	-	105.32	31.78	9.87	33.46	256	171	P	V
	*	5180	104.05	-	-	95.86	31.78	9.87	33.46	256	171	A	V
802.11a CH 44 5220MHz		5128.96	54.83	-19.17	74	46.56	31.94	9.8	33.47	185	164	P	H
		5150	42.24	-11.76	54	33.98	31.9	9.83	33.47	185	164	A	H
	*	5220	116.61	-	-	108.57	31.58	9.92	33.46	185	164	P	H
	*	5220	106.83	-	-	98.79	31.58	9.92	33.46	185	164	A	H
		5357.52	54.64	-19.36	74	46.65	31.33	10.1	33.44	185	164	P	H
		5350.24	40.37	-13.63	54	32.42	31.3	10.09	33.44	185	164	A	H
		5115.7	55.22	-18.78	74	46.94	31.97	9.78	33.47	232	172	P	V
		5149.5	41.56	-12.44	54	33.3	31.9	9.83	33.47	232	172	A	V
	*	5220	113.24	-	-	105.2	31.58	9.92	33.46	232	172	P	V
	*	5220	103.47	-	-	95.43	31.58	9.92	33.46	232	172	A	V
		5436.76	53.93	-20.07	74	45.52	31.65	10.2	33.44	232	172	P	V
		5454.96	39.82	-14.18	54	31.3	31.72	10.23	33.43	232	172	A	V

802.11a CH 48 5240MHz		5135.46	54.97	-19.03	74	46.7	31.93	9.81	33.47	188	162	P	H
		5127.92	42.09	-11.91	54	33.82	31.94	9.8	33.47	188	162	A	H
	*	5240	117.88	-	-	109.93	31.46	9.95	33.46	188	162	P	H
	*	5240	107.74	-	-	99.79	31.46	9.95	33.46	188	162	A	H
		5428.92	53.67	-20.33	74	45.3	31.62	10.19	33.44	188	162	P	H
		5352.48	40.51	-13.49	54	32.55	31.31	10.09	33.44	188	162	A	H
		5147.94	54.7	-19.3	74	46.45	31.9	9.82	33.47	255	167	P	V
		5148.98	40.98	-13.02	54	32.72	31.9	9.83	33.47	255	167	A	V
	*	5240	114.3	-	-	106.35	31.46	9.95	33.46	255	167	P	V
	*	5240	104.41	-	-	96.46	31.46	9.95	33.46	255	167	A	V
		5422.2	54.5	-19.5	74	46.17	31.59	10.18	33.44	255	167	P	V
		5352.2	40.18	-13.82	54	32.22	31.31	10.09	33.44	255	167	A	V
Remark	1. No other spurious found. 2. All results are PASS against Peak and Average limit line.												

Band 1 5150~5250MHz

WIFI 802.11a (Harmonic @ 3m)

WIFI Ant. 0+1	Note	Frequency (MHz)	Level (dBμV/m)	Over Limit (dB)	Limit Line (dBμV/m)	Read Level (dBμV)	Antenna Factor (dB/m)	Path Loss (dB)	Preamp Factor (dB)	Ant Pos (cm)	Table Pos (deg)	Peak Avg. (P/A)	Pol. (H/V)
802.11a CH 36 5180MHz		10360	59.6	-8.6	68.2	64.55	39.58	16.23	60.76	100	0	P	H
		15540	56.27	-17.73	74	59.28	38.22	20.32	61.55	196	196	P	H
		15540	45.04	-8.96	54	48.05	38.22	20.32	61.55	196	196	A	H
		10360	57.27	-10.93	68.2	62.22	39.58	16.23	60.76	100	0	P	V
		15540	49.05	-24.95	74	52.06	38.22	20.32	61.55	100	0	P	V
802.11a CH 44 5220MHz		10440	67.33	-0.87	68.2	72.31	39.7	16.28	60.96	189	216	P	H
		15660	62.6	-11.4	74	65.82	37.8	20.39	61.41	194	46	P	H
		15660	48.64	-5.36	54	51.86	37.8	20.39	61.41	194	46	A	H
		10443	65	-3.2	68.2	69.98	39.7	16.28	60.96	100	79	P	V
		15660	61.98	-12.02	74	65.2	37.8	20.39	61.41	298	154	P	V
		15660	48.78	-5.22	54	52	37.8	20.39	61.41	298	154	A	V
802.11a CH 48 5240MHz		10480	66.73	-1.47	68.2	71.78	39.7	16.3	61.05	183	219	P	H
		15720	58.44	-15.56	74	61.6	37.76	20.42	61.34	164	205	P	H
		15720	46.45	-7.55	54	49.61	37.76	20.42	61.34	164	205	A	H
		10480	59.86	-8.34	68.2	64.91	39.7	16.3	61.05	100	0	P	V
		15720	58.16	-15.84	74	61.32	37.76	20.42	61.34	193	153	P	V
		15720	45.88	-8.12	54	49.04	37.76	20.42	61.34	193	153	A	V
Remark	1. No other spurious found. 2. All results are PASS against Peak and Average limit line.												

Band 1 5150~5250MHz

WIFI 802.11n HT20 (Band Edge @ 3m)

WIFI Ant. 0+1	Note	Frequency (MHz)	Level (dBμV/m)	Over Limit (dB)	Limit Line (dBμV/m)	Read Level (dBμV)	Antenna Factor (dB/m)	Path Loss (dB)	Preamp Factor (dB)	Ant Pos (cm)	Table Pos (deg)	Peak Avg. (P/A)	Pol. (H/V)
802.11n HT20 CH 36 5180MHz		5149.24	68.58	-5.42	74	60.32	31.9	9.83	33.47	193	154	P	H
		5150	52.51	-1.49	54	44.25	31.9	9.83	33.47	193	154	A	H
	*	5180	115.61	-	-	107.42	31.78	9.87	33.46	193	154	P	H
	*	5180	104.67	-	-	96.48	31.78	9.87	33.46	193	154	A	H
		5150	68.88	-5.12	74	60.62	31.9	9.83	33.47	263	173	P	V
		5150	50.44	-3.56	54	42.18	31.9	9.83	33.47	263	173	A	V
	*	5180	113.28	-	-	105.09	31.78	9.87	33.46	263	173	P	V
	*	5180	102.37	-	-	94.18	31.78	9.87	33.46	263	173	A	V
802.11n HT20 CH 44 5220MHz		5146.38	55.01	-18.99	74	46.75	31.91	9.82	33.47	198	163	P	H
		5150	42.5	-11.5	54	34.24	31.9	9.83	33.47	198	163	A	H
	*	5220	117.92	-	-	109.88	31.58	9.92	33.46	198	163	P	H
	*	5220	106.43	-	-	98.39	31.58	9.92	33.46	198	163	A	H
		5428.64	53.94	-20.06	74	45.58	31.61	10.19	33.44	198	163	P	H
		5351.64	40.23	-13.77	54	32.27	31.31	10.09	33.44	198	163	A	H
		5148.46	56.35	-17.65	74	48.09	31.9	9.83	33.47	262	172	P	V
		5150	41.64	-12.36	54	33.38	31.9	9.83	33.47	262	172	A	V
	*	5220	114.47	-	-	106.43	31.58	9.92	33.46	262	172	P	V
	*	5220	103.53	-	-	95.49	31.58	9.92	33.46	262	172	A	V
		5358.64	53.44	-20.56	74	45.45	31.33	10.1	33.44	262	172	P	V
		5351.64	39.85	-14.15	54	31.89	31.31	10.09	33.44	262	172	A	V

802.11n HT20 CH 48 5240MHz		5135.46	55.38	-18.62	74	47.11	31.93	9.81	33.47	204	160	P	H
		5128.44	41.94	-12.06	54	33.67	31.94	9.8	33.47	204	160	A	H
	*	5240	117.84	-	-	109.89	31.46	9.95	33.46	204	160	P	H
	*	5240	106.25	-	-	98.3	31.46	9.95	33.46	204	160	A	H
		5433.12	53.34	-20.66	74	44.95	31.63	10.2	33.44	204	160	P	H
		5351.64	40.49	-13.51	54	32.53	31.31	10.09	33.44	204	160	A	H
		5113.1	53.69	-20.31	74	45.42	31.97	9.77	33.47	274	166	P	V
		5141.7	40.88	-13.12	54	32.61	31.92	9.82	33.47	274	166	A	V
	*	5240	114.59	-	-	106.64	31.46	9.95	33.46	274	166	P	V
	*	5240	103.1	-	-	95.15	31.46	9.95	33.46	274	166	A	V
		5364.8	54.11	-19.89	74	46.08	31.36	10.11	33.44	274	166	P	V
		5351.36	40.23	-13.77	54	32.27	31.31	10.09	33.44	274	166	A	V
Remark	1. No other spurious found. 2. All results are PASS against Peak and Average limit line.												

Band 1 5150~5250MHz

WIFI 802.11n HT20 (Harmonic @ 3m)

WIFI Ant. 0+1	Note	Frequency (MHz)	Level (dBμV/m)	Over Limit (dB)	Limit Line (dBμV/m)	Read Level (dBμV)	Antenna Factor (dB/m)	Path Loss (dB)	Preamp Factor (dB)	Ant Pos (cm)	Table Pos (deg)	Peak Avg. (P/A)	Pol. (H/V)
802.11n HT20 CH 36 5180MHz		10360	57.44	-10.76	68.2	62.39	39.58	16.23	60.76	100	0	P	H
		15540	49.37	-24.63	74	52.38	38.22	20.32	61.55	100	0	P	H
		10360	57.77	-10.43	68.2	62.72	39.58	16.23	60.76	100	0	P	V
		15540	48.16	-25.84	74	51.17	38.22	20.32	61.55	100	0	P	V
802.11n HT20 CH 44 5220MHz		10440	65.8	-2.4	68.2	70.78	39.7	16.28	60.96	181	218	P	H
		15660	58.32	-15.68	74	61.54	37.8	20.39	61.41	201	47	P	H
		15660	43.62	-10.38	54	46.84	37.8	20.39	61.41	201	47	A	H
		10440	62.18	-6.02	68.2	67.16	39.7	16.28	60.96	100	77	P	V
		15660	56.03	-17.97	74	59.25	37.8	20.39	61.41	282	152	P	V
		15660	41.66	-12.34	54	44.88	37.8	20.39	61.41	282	152	A	V
802.11n HT20 CH 48 5240MHz		10480	66.22	-1.98	68.2	71.27	39.7	16.3	61.05	186	216	P	H
		15720	51.78	-22.22	74	54.94	37.76	20.42	61.34	184	193	P	H
		15720	37.47	-16.53	54	40.63	37.76	20.42	61.34	184	193	A	H
		10480	63.32	-4.88	68.2	68.37	39.7	16.3	61.05	100	76	P	V
		15720	50	-24	74	53.16	37.76	20.42	61.34	100	0	P	V
Remark	1. No other spurious found. 2. All results are PASS against Peak and Average limit line.												

Band 1 5150~5250MHz

WIFI 802.11n HT40 (Band Edge @ 3m)

WIFI Ant. 0+1	Note	Frequency (MHz)	Level (dBμV/m)	Over Limit (dB)	Limit Line (dBμV/m)	Read Level (dBμV)	Antenna Factor (dB/m)	Path Loss (dB)	Preamp Factor (dB)	Ant Pos (cm)	Table Pos (deg)	Peak Avg. (P/A)	Pol. (H/V)
802.11n HT40 CH 38 5190MHz		5148.72	64.83	-9.17	74	56.57	31.9	9.83	33.47	203	143	P	H
		5150	51.99	-2.01	54	43.73	31.9	9.83	33.47	203	143	A	H
	*	5190	108.94	-	-	100.77	31.74	9.89	33.46	203	143	P	H
	*	5190	96.24	-	-	88.07	31.74	9.89	33.46	203	143	A	H
		5384.12	53.1	-20.9	74	44.97	31.44	10.13	33.44	203	143	P	H
		5357.52	40.3	-13.7	54	32.31	31.33	10.1	33.44	203	143	A	H
		5150	64.48	-9.52	74	56.22	31.9	9.83	33.47	189	93	P	V
		5150	51.43	-2.57	54	43.17	31.9	9.83	33.47	189	93	A	V
	*	5190	106.72	-	-	98.55	31.74	9.89	33.46	189	93	P	V
	*	5190	94.38	-	-	86.21	31.74	9.89	33.46	189	93	A	V
		5389.44	52.16	-21.84	74	44	31.46	10.14	33.44	189	93	P	V
		5387.2	39.83	-14.17	54	31.69	31.45	10.13	33.44	189	93	A	V
802.11n HT40 CH 46 5230MHz		5147.94	58.99	-15.01	74	50.74	31.9	9.82	33.47	190	137	P	H
		5150	47.57	-6.43	54	39.31	31.9	9.83	33.47	190	137	A	H
	*	5230	114.12	-	-	106.12	31.52	9.94	33.46	190	137	P	H
	*	5230	101.25	-	-	93.25	31.52	9.94	33.46	190	137	A	H
		5364.8	54.23	-19.77	74	46.2	31.36	10.11	33.44	190	137	P	H
		5350	41.09	-12.91	54	33.14	31.3	10.09	33.44	190	137	A	H
		5148.98	60.06	-13.94	74	51.8	31.9	9.83	33.47	201	93	P	V
		5150	46.82	-7.18	54	38.56	31.9	9.83	33.47	201	93	A	V
	*	5230	109.78	-	-	101.78	31.52	9.94	33.46	201	93	P	V
	*	5230	97.49	-	-	89.49	31.52	9.94	33.46	201	93	A	V
		5374.04	52.88	-21.12	74	44.8	31.4	10.12	33.44	201	93	P	V
		5357.8	39.86	-14.14	54	31.87	31.33	10.1	33.44	201	93	A	V
Remark	1. No other spurious found. 2. All results are PASS against Peak and Average limit line.												

Band 1 5150~5250MHz

WIFI 802.11n HT40 (Harmonic @ 3m)

WIFI Ant. 0+1	Note	Frequency (MHz)	Level (dBμV/m)	Over Limit (dB)	Limit Line (dBμV/m)	Read Level (dBμV)	Antenna Factor (dB/m)	Path Loss (dB)	Preamp Factor (dB)	Ant Pos (cm)	Table Pos (deg)	Peak Avg. (P/A)	Pol. (H/V)
802.11n		10380	50	-18.2	68.2	54.93	39.64	16.24	60.81	100	0	P	H
HT40		15570	47.11	-26.89	74	50.29	38.01	20.33	61.52	100	0	P	H
CH 38		10380	49.27	-18.93	68.2	54.2	39.64	16.24	60.81	100	0	P	V
5190MHz		15570	46.27	-27.73	74	49.45	38.01	20.33	61.52	100	0	P	V
802.11n		10460	64.02	-4.18	68.2	69.03	39.7	16.29	61	186	216	P	H
HT40		15690	48.18	-25.82	74	51.35	37.8	20.4	61.37	100	0	P	H
CH 46		10460	55.22	-12.98	68.2	60.23	39.7	16.29	61	100	0	P	V
5230MHz		15690	47.94	-26.06	74	51.11	37.8	20.4	61.37	100	0	P	V
Remark	1. No other spurious found. 2. All results are PASS against Peak and Average limit line.												

Band 1 5150~5250MHz

WIFI 802.11ac VHT80 (Band Edge @ 3m)

WIFI Ant. 0+1	Note	Frequency (MHz)	Level (dBμV/m)	Over Limit (dB)	Limit Line (dBμV/m)	Read Level (dBμV)	Antenna Factor (dB/m)	Path Loss (dB)	Preamp Factor (dB)	Ant Pos (cm)	Table Pos (deg)	Peak Avg. (P/A)	Pol. (H/V)
802.11ac VHT80 CH 42 5210MHz		5138.32	66.14	-7.86	74	57.88	31.92	9.81	33.47	203	137	P	H
		5148.46	53.05	-0.95	54	44.79	31.9	9.83	33.47	203	137	A	H
	*	5210	108.06	-	-	99.97	31.64	9.91	33.46	203	137	P	H
	*	5210	95.37	-	-	87.28	31.64	9.91	33.46	203	137	A	H
		5355.56	52.97	-21.03	74	45	31.32	10.09	33.44	203	137	P	H
		5350	40.71	-13.29	54	32.76	31.3	10.09	33.44	203	137	A	H
		5140.4	65.5	-8.5	74	57.24	31.92	9.81	33.47	190	94	P	V
		5149.76	53.06	-0.94	54	44.8	31.9	9.83	33.47	190	94	A	V
	*	5210	104.33	-	-	96.24	31.64	9.91	33.46	190	94	P	V
	*	5210	91.85	-	-	83.76	31.64	9.91	33.46	190	94	A	V
		5447.96	53.15	-20.85	74	44.68	31.69	10.22	33.44	190	94	P	V
		5416.6	39.84	-14.16	54	31.54	31.57	10.17	33.44	190	94	A	V
Remark	1. No other spurious found. 2. All results are PASS against Peak and Average limit line.												

Band 1 5150~5250MHz

WIFI 802.11ac VHT80 (Harmonic @ 3m)

WIFI Ant. 0+1	Note	Frequency (MHz)	Level (dBμV/m)	Over Limit (dB)	Limit Line (dBμV/m)	Read Level (dBμV)	Antenna Factor (dB/m)	Path Loss (dB)	Preamp Factor (dB)	Ant Pos (cm)	Table Pos (deg)	Peak Avg. (P/A)	Pol. (H/V)
802.11ac VHT80 CH 42 5210MHz		10420	47.25	-20.95	68.2	52.2	39.7	16.26	60.91	100	0	P	H
		15630	46.44	-27.56	74	49.71	37.8	20.37	61.44	100	0	P	H
		10420	46.56	-21.64	68.2	51.51	39.7	16.26	60.91	100	0	P	V
		15630	46.14	-27.86	74	49.41	37.8	20.37	61.44	100	0	P	V
Remark	1. No other spurious found. 2. All results are PASS against Peak and Average limit line.												

Band 2 - 5250~5350MHz

WIFI 802.11a (Band Edge @ 3m)

WIFI Ant. 0+1	Note	Frequency (MHz)	Level (dBμV/m)	Over Limit (dB)	Limit Line (dBμV/m)	Read Level (dBμV)	Antenna Factor (dB/m)	Path Loss (dB)	Preamp Factor (dB)	Ant Pos (cm)	Table Pos (deg)	Peak Avg. (P/A)	Pol. (H/V)
802.11a CH 52 5260MHz		5117.64	54.05	-19.95	74	45.78	31.96	9.78	33.47	209	136	P	H
		5146.88	40.86	-13.14	54	32.6	31.91	9.82	33.47	209	136	A	H
	*	5260	118.49	-	-	110.59	31.38	9.97	33.45	209	136	P	H
	*	5260	108.44	-	-	100.54	31.38	9.97	33.45	209	136	A	H
		5358.48	55.07	-18.93	74	47.08	31.33	10.1	33.44	209	136	P	H
		5350.08	41.22	-12.78	54	33.27	31.3	10.09	33.44	209	136	A	H
		5147.22	54.15	-19.85	74	45.89	31.91	9.82	33.47	289	192	P	V
		5147.56	40.18	-13.82	54	31.93	31.9	9.82	33.47	289	192	A	V
	*	5260	114.36	-	-	106.46	31.38	9.97	33.45	289	192	P	V
	*	5260	104.5	-	-	96.6	31.38	9.97	33.45	289	192	A	V
		5359.2	54.07	-19.93	74	46.07	31.34	10.1	33.44	289	192	P	V
		5351.04	39.95	-14.05	54	32	31.3	10.09	33.44	289	192	A	V
802.11a CH 60 5300MHz		5111.18	54.59	-19.41	74	46.31	31.98	9.77	33.47	224	137	P	H
		5148.58	40.54	-13.46	54	32.28	31.9	9.83	33.47	224	137	A	H
	*	5300	116.32	-	-	108.45	31.3	10.02	33.45	224	137	P	H
	*	5300	106.5	-	-	98.63	31.3	10.02	33.45	224	137	A	H
		5357.52	59.36	-14.64	74	51.37	31.33	10.1	33.44	224	137	P	H
		5350.08	44.28	-9.72	54	36.33	31.3	10.09	33.44	224	137	A	H
		5129.54	53.87	-20.13	74	45.6	31.94	9.8	33.47	294	192	P	V
		5149.6	39.95	-14.05	54	31.69	31.9	9.83	33.47	294	192	A	V
	*	5300	111.67	-	-	103.8	31.3	10.02	33.45	294	192	P	V
	*	5300	101.26	-	-	93.39	31.3	10.02	33.45	294	192	A	V
		5350.08	57.8	-16.2	74	49.85	31.3	10.09	33.44	294	192	P	V
		5350.32	41.97	-12.03	54	34.02	31.3	10.09	33.44	294	192	A	V

802.11a CH 64 5320MHz	*	5320	115.91	-	-	108.01	31.3	10.05	33.45	220	136	P	H
	*	5320	106.72	-	-	98.82	31.3	10.05	33.45	220	136	A	H
		5350.08	70.07	-3.93	74	62.12	31.3	10.09	33.44	220	136	P	H
		5350.08	52.6	-1.4	54	44.65	31.3	10.09	33.44	220	136	A	H
	*	5320	112.05	-	-	104.15	31.3	10.05	33.45	271	169	P	V
	*	5320	102.88	-	-	94.98	31.3	10.05	33.45	271	169	A	V
		5350.4	65.85	-8.15	74	57.9	31.3	10.09	33.44	271	169	P	V
		5350.72	48.82	-5.18	54	40.87	31.3	10.09	33.44	271	169	A	V
Remark	1. No other spurious found. 2. All results are PASS against Peak and Average limit line.												

Band 2 5250~5350MHz

WIFI 802.11a (Harmonic @ 3m)

WIFI Ant. 0+1	Note	Frequency (MHz)	Level (dBμV/m)	Over Limit (dB)	Limit Line (dBμV/m)	Read Level (dBμV)	Antenna Factor (dB/m)	Path Loss (dB)	Preamp Factor (dB)	Ant Pos (cm)	Table Pos (deg)	Peak Avg. (P/A)	Pol. (H/V)
802.11a CH 52 5260MHz		10520	66.86	-1.34	68.2	71.91	39.74	16.33	61.12	186	218	P	H
		15780	49.22	-24.78	74	52.38	37.64	20.46	61.26	100	0	P	H
		10520	64.8	-3.4	68.2	69.85	39.74	16.33	61.12	100	76	P	V
		15780	49.05	-24.95	74	52.21	37.64	20.46	61.26	100	0	P	V
802.11a CH 60 5300MHz		10600	66.37	-7.63	74	71.31	39.9	16.38	61.22	300	134	P	H
		10600	52.81	-1.19	54	57.75	39.9	16.38	61.22	300	134	A	H
		15900	42.76	-31.24	74	46.05	37.3	20.53	61.12	100	0	P	H
		10600	67.02	-6.98	74	71.96	39.9	16.38	61.22	100	79	P	V
		10600	52.67	-1.33	54	57.61	39.9	16.38	61.22	100	79	A	V
		15900	42.38	-31.62	74	45.67	37.3	20.53	61.12	100	0	P	V
802.11a CH 64 5320MHz		10640	61.89	-12.11	74	66.91	39.86	16.39	61.27	201	257	P	H
		10640	48.65	-5.35	54	53.67	39.86	16.39	61.27	201	257	A	H
		15960	45.66	-28.34	74	48.79	37.36	20.56	61.05	100	0	P	H
		10640	62.74	-11.26	74	67.76	39.86	16.39	61.27	100	77	P	V
		10640	48.55	-5.45	54	53.57	39.86	16.39	61.27	100	77	A	V
		15960	45.49	-28.51	74	48.62	37.36	20.56	61.05	100	0	P	V
Remark	1. No other spurious found. 2. All results are PASS against Peak and Average limit line.												

Band 2 5250~5350MHz

WIFI 802.11n HT20 (Band Edge @ 3m)

WIFI Ant. 0+1	Note	Frequency (MHz)	Level (dBμV/m)	Over Limit (dB)	Limit Line (dBμV/m)	Read Level (dBμV)	Antenna Factor (dB/m)	Path Loss (dB)	Preamp Factor (dB)	Ant Pos (cm)	Table Pos (deg)	Peak Avg. (P/A)	Pol. (H/V)
802.11n HT20 CH 52 5260MHz		5148.58	54.35	-19.65	74	46.09	31.9	9.83	33.47	215	138	P	H
		5148.58	41.13	-12.87	54	32.87	31.9	9.83	33.47	215	138	A	H
	*	5260	118.08	-	-	110.18	31.38	9.97	33.45	215	138	P	H
	*	5260	105.93	-	-	98.03	31.38	9.97	33.45	215	138	A	H
		5352.72	56.35	-17.65	74	48.39	31.31	10.09	33.44	215	138	P	H
		5350.08	41.2	-12.8	54	33.25	31.3	10.09	33.44	215	138	A	H
		5139.06	53.51	-20.49	74	45.25	31.92	9.81	33.47	288	192	P	V
		5148.24	40.29	-13.71	54	32.04	31.9	9.82	33.47	288	192	A	V
	*	5260	113.89	-	-	105.99	31.38	9.97	33.45	288	192	P	V
	*	5260	102.65	-	-	94.75	31.38	9.97	33.45	288	192	A	V
		5459.52	54.39	-19.61	74	45.85	31.74	10.23	33.43	288	192	P	V
		5350.32	40	-14	54	32.05	31.3	10.09	33.44	288	192	A	V
802.11n HT20 CH 60 5300MHz		5137.36	53.52	-20.48	74	45.25	31.93	9.81	33.47	226	139	P	H
		5149.94	40.43	-13.57	54	32.17	31.9	9.83	33.47	226	139	A	H
	*	5300	118.9	-	-	111.03	31.3	10.02	33.45	226	139	P	H
	*	5300	107.07	-	-	99.2	31.3	10.02	33.45	226	139	A	H
		5350.08	66.77	-7.23	74	58.82	31.3	10.09	33.44	226	139	P	H
		5350.08	49.62	-4.38	54	41.67	31.3	10.09	33.44	226	139	A	H
		5133.62	53.97	-20.03	74	45.71	31.93	9.8	33.47	294	191	P	V
		5147.22	39.91	-14.09	54	31.65	31.91	9.82	33.47	294	191	A	V
	*	5300	113.78	-	-	105.91	31.3	10.02	33.45	294	191	P	V
	*	5300	102.64	-	-	94.77	31.3	10.02	33.45	294	191	A	V
		5350.32	64.16	-9.84	74	56.21	31.3	10.09	33.44	294	191	P	V
		5350.08	47.23	-6.77	54	39.28	31.3	10.09	33.44	294	191	A	V

802.11n HT20 CH 64 5320MHz	*	5320	116.29	-	-	108.39	31.3	10.05	33.45	217	136	P	H
	*	5320	103.84	-	-	95.94	31.3	10.05	33.45	217	136	A	H
		5350.24	70.4	-3.6	74	62.45	31.3	10.09	33.44	217	136	P	H
		5350.08	52.16	-1.84	54	44.21	31.3	10.09	33.44	217	136	A	H
	*	5320	111.54	-	-	103.64	31.3	10.05	33.45	282	192	P	V
	*	5320	99.68	-	-	91.78	31.3	10.05	33.45	282	192	A	V
		5351.04	66.26	-7.74	74	58.31	31.3	10.09	33.44	282	192	P	V
		5350.08	48.94	-5.06	54	40.99	31.3	10.09	33.44	282	192	A	V
Remark	1. No other spurious found. 2. All results are PASS against Peak and Average limit line.												

Band 2 5250~5350MHz

WIFI 802.11n HT20 (Harmonic @ 3m)

WIFI Ant. 0+1	Note	Frequency (MHz)	Level (dBμV/m)	Over Limit (dB)	Limit Line (dBμV/m)	Read Level (dBμV)	Antenna Factor (dB/m)	Path Loss (dB)	Preamp Factor (dB)	Ant Pos (cm)	Table Pos (deg)	Peak Avg. (P/A)	Pol. (H/V)
802.11n HT20 CH 52 5260MHz		10520	66.93	-1.27	68.2	71.98	39.74	16.33	61.12	185	218	P	H
		15780	49.54	-24.46	74	52.7	37.64	20.46	61.26	100	0	P	H
		10520	64.74	-3.46	68.2	69.79	39.74	16.33	61.12	100	77	P	V
		15780	49.34	-24.66	74	52.5	37.64	20.46	61.26	100	0	P	V
802.11n HT20 CH 60 5300MHz		10600	67.04	-6.96	74	71.98	39.9	16.38	61.22	172	220	P	H
		10600	53.12	-0.88	54	58.06	39.9	16.38	61.22	172	220	A	H
		15900	48.14	-25.86	74	51.43	37.3	20.53	61.12	100	0	P	H
		10600	65.49	-8.51	74	70.43	39.9	16.38	61.22	100	77	P	V
		10600	51.75	-2.25	54	56.69	39.9	16.38	61.22	100	77	A	V
		15900	48.16	-25.84	74	51.45	37.3	20.53	61.12	100	0	P	V
802.11n HT20 CH 64 5320MHz		10640	64.47	-9.53	74	69.49	39.86	16.39	61.27	225	190	P	H
		10640	50.83	-3.17	54	55.85	39.86	16.39	61.27	225	190	A	H
		15960	46.05	-27.95	74	49.18	37.36	20.56	61.05	100	0	P	H
		10640	64.76	-9.24	74	69.78	39.86	16.39	61.27	100	77	P	V
		10640	51.54	-2.46	54	56.56	39.86	16.39	61.27	100	77	A	V
		15960	45.57	-28.43	74	48.7	37.36	20.56	61.05	100	0	P	V
Remark	1. No other spurious found. 2. All results are PASS against Peak and Average limit line.												

Band 2 5250~5350MHz

WIFI 802.11n HT40 (Band Edge @ 3m)

WIFI Ant. 0+1	Note	Frequency (MHz)	Level (dBμV/m)	Over Limit (dB)	Limit Line (dBμV/m)	Read Level (dBμV)	Antenna Factor (dB/m)	Path Loss (dB)	Preamp Factor (dB)	Ant Pos (cm)	Table Pos (deg)	Peak Avg. (P/A)	Pol. (H/V)
802.11n HT40 CH 54 5270MHz		5149.6	54.52	-19.48	74	46.26	31.9	9.83	33.47	221	139	P	H
		5149.94	42.91	-11.09	54	34.65	31.9	9.83	33.47	221	139	A	H
	*	5270	114.09	-	-	106.19	31.36	9.99	33.45	221	139	P	H
	*	5270	103.48	-	-	95.58	31.36	9.99	33.45	221	139	A	H
		5350.8	61.62	-12.38	74	53.67	31.3	10.09	33.44	221	139	P	H
		5350.32	48.5	-5.5	54	40.55	31.3	10.09	33.44	221	139	A	H
		5132.94	54.23	-19.77	74	45.97	31.93	9.8	33.47	296	190	P	V
		5149.94	42.03	-11.97	54	33.77	31.9	9.83	33.47	296	190	A	V
	*	5270	109.01	-	-	101.11	31.36	9.99	33.45	296	190	P	V
	*	5270	98.56	-	-	90.66	31.36	9.99	33.45	296	190	A	V
		5351.28	58.41	-15.59	74	50.45	31.31	10.09	33.44	296	190	P	V
		5350.32	44.77	-9.23	54	36.82	31.3	10.09	33.44	296	190	A	V
802.11n HT40 CH 62 5310MHz		5137.02	54.73	-19.27	74	46.46	31.93	9.81	33.47	217	140	P	H
		5149.94	42.39	-11.61	54	34.13	31.9	9.83	33.47	217	140	A	H
	*	5310	108.94	-	-	101.05	31.3	10.04	33.45	217	140	P	H
	*	5310	98.17	-	-	90.28	31.3	10.04	33.45	217	140	A	H
		5350.8	68.54	-5.46	74	60.59	31.3	10.09	33.44	217	140	P	H
		5350.08	52.18	-1.82	54	44.23	31.3	10.09	33.44	217	140	A	H
		5125.12	54.09	-19.91	74	45.82	31.95	9.79	33.47	282	191	P	V
		5149.94	41.84	-12.16	54	33.58	31.9	9.83	33.47	282	191	A	V
	*	5310	105.22	-	-	97.33	31.3	10.04	33.45	282	191	P	V
	*	5310	94.16	-	-	86.27	31.3	10.04	33.45	282	191	A	V
		5350.08	65.89	-8.11	74	57.94	31.3	10.09	33.44	282	191	P	V
		5350.08	48.9	-5.1	54	40.95	31.3	10.09	33.44	282	191	A	V
Remark	1. No other spurious found. 2. All results are PASS against Peak and Average limit line.												

Band 2 5250~5350MHz

WIFI 802.11n HT40 (Harmonic @ 3m)

WIFI Ant. 0+1	Note	Frequency (MHz)	Level (dBμV/m)	Over Limit (dB)	Limit Line (dBμV/m)	Read Level (dBμV)	Antenna Factor (dB/m)	Path Loss (dB)	Preamp Factor (dB)	Ant Pos (cm)	Table Pos (deg)	Peak Avg. (P/A)	Pol. (H/V)
802.11n HT40 CH 54 5270MHz		10540	59.09	-9.11	68.2	64.12	39.78	16.34	61.15	100	0	P	H
		15810	47.65	-26.35	74	50.83	37.57	20.48	61.23	100	0	P	H
		10540	57.04	-11.16	68.2	62.07	39.78	16.34	61.15	100	0	P	V
		15810	47.64	-26.36	74	50.82	37.57	20.48	61.23	100	0	P	V
802.11n HT40 CH 62 5310MHz		10620	49.38	-24.62	74	54.36	39.88	16.38	61.24	100	0	P	H
		15930	46.62	-27.38	74	49.82	37.33	20.55	61.08	100	0	P	H
		10620	48.73	-25.27	74	53.71	39.88	16.38	61.24	100	0	P	V
		15930	46.23	-27.77	74	49.43	37.33	20.55	61.08	100	0	P	V
Remark	1. No other spurious found. 2. All results are PASS against Peak and Average limit line.												

Band 2 5250~5350MHz

WIFI 802.11ac VHT80 (Band Edge @ 3m)

WIFI Ant. 0+1	Note	Frequency (MHz)	Level (dBμV/m)	Over Limit (dB)	Limit Line (dBμV/m)	Read Level (dBμV)	Antenna Factor (dB/m)	Path Loss (dB)	Preamp Factor (dB)	Ant Pos (cm)	Table Pos (deg)	Peak Avg. (P/A)	Pol. (H/V)
802.11ac VHT80 CH 58 5290MHz		5131.58	54.59	-19.41	74	46.32	31.94	9.8	33.47	210	225	P	H
		5149.6	43.39	-10.61	54	35.13	31.9	9.83	33.47	210	225	A	H
	*	5290	105.67	-	-	97.79	31.32	10.01	33.45	210	225	P	H
	*	5290	95.14	-	-	87.26	31.32	10.01	33.45	210	225	A	H
		5350.8	70.65	-3.35	74	62.7	31.3	10.09	33.44	210	225	P	H
		5350.08	51.97	-2.03	54	44.02	31.3	10.09	33.44	210	225	A	H
		5126.82	53.9	-20.1	74	45.63	31.95	9.79	33.47	277	271	P	V
		5149.94	42.03	-11.97	54	33.77	31.9	9.83	33.47	277	271	A	V
	*	5290	102.16	-	-	94.28	31.32	10.01	33.45	277	271	P	V
	*	5290	91.4	-	-	83.52	31.32	10.01	33.45	277	271	A	V
		5350.8	64.49	-9.51	74	56.54	31.3	10.09	33.44	277	271	P	V
		5350.08	47.45	-6.55	54	39.5	31.3	10.09	33.44	277	271	A	V
Remark	1. No other spurious found. 2. All results are PASS against Peak and Average limit line.												

Band 2 5250~5350MHz

WIFI 802.11ac VHT80 (Harmonic @ 3m)

WIFI Ant. 0+1	Note	Frequency (MHz)	Level (dBμV/m)	Over Limit (dB)	Limit Line (dBμV/m)	Read Level (dBμV)	Antenna Factor (dB/m)	Path Loss (dB)	Preamp Factor (dB)	Ant Pos (cm)	Table Pos (deg)	Peak Avg. (P/A)	Pol. (H/V)
802.11ac VHT80 CH 58 5290MHz		10580	48.87	-19.33	68.2	53.84	39.86	16.37	61.2	100	0	P	H
		15870	46.09	-27.91	74	49.35	37.39	20.51	61.16	100	0	P	H
		10580	48.34	-19.86	68.2	53.31	39.86	16.37	61.2	100	0	P	V
		15870	46.28	-27.72	74	49.54	37.39	20.51	61.16	100	0	P	V
Remark	1. No other spurious found. 2. All results are PASS against Peak and Average limit line.												

Band 3 - 5470~5725MHz

WIFI 802.11a (Band Edge @ 3m)

WIFI Ant. 0+1	Note	Frequency (MHz)	Level (dBμV/m)	Over Limit (dB)	Limit Line (dBμV/m)	Read Level (dBμV)	Antenna Factor (dB/m)	Path Loss (dB)	Preamp Factor (dB)	Ant Pos (cm)	Table Pos (deg)	Peak Avg. (P/A)	Pol. (H/V)
802.11a CH 100 5500MHz		5458	62.76	-11.24	74	54.23	31.73	10.23	33.43	207	147	P	H
		5468.56	67.48	-0.72	68.2	58.89	31.77	10.25	33.43	207	147	P	H
		5460	44.62	-9.38	54	36.08	31.74	10.23	33.43	207	147	A	H
	*	5500	115.15	-	-	106.39	31.9	10.29	33.43	207	147	P	H
	*	5500	105.13	-	-	96.37	31.9	10.29	33.43	207	147	A	H
		5456.72	57.58	-16.42	74	49.05	31.73	10.23	33.43	372	276	P	V
		5468.56	61.11	-7.09	68.2	52.52	31.77	10.25	33.43	372	276	P	V
		5458.64	41.54	-12.46	54	33.01	31.73	10.23	33.43	372	276	A	V
	*	5500	111.21	-	-	102.45	31.9	10.29	33.43	372	276	P	V
	*	5500	99.98	-	-	91.22	31.9	10.29	33.43	372	276	A	V
802.11a CH 116 5580MHz		5451.28	54.72	-19.28	74	46.22	31.71	10.22	33.43	203	145	P	H
		5465.44	56.02	-12.18	68.2	47.45	31.76	10.24	33.43	203	145	P	H
		5459.92	40.89	-13.11	54	32.35	31.74	10.23	33.43	203	145	A	H
	*	5580	117.8	-	-	109.04	31.8	10.4	33.44	203	145	P	H
	*	5580	107.09	-	-	98.33	31.8	10.4	33.44	203	145	A	H
		5745.155	55.41	-12.79	68.2	46.27	32.09	10.51	33.46	203	145	P	H
		5435.92	53.71	-20.29	74	45.31	31.64	10.2	33.44	380	274	P	V
		5466.16	54.1	-14.1	68.2	45.53	31.76	10.24	33.43	380	274	P	V
		5459.68	40.1	-13.9	54	31.56	31.74	10.23	33.43	380	274	A	V
	*	5580	113.35	-	-	104.59	31.8	10.4	33.44	380	274	P	V
	*	5580	102.13	-	-	93.37	31.8	10.4	33.44	380	274	A	V
		5734.13	53.85	-14.35	68.2	44.74	32.07	10.5	33.46	380	274	P	V

802.11a CH 140 5700MHz	*	5700	115.3	-	-	106.27	32	10.49	33.46	211	198	P	H
	*	5700	103.53	-	-	94.5	32	10.49	33.46	211	198	A	H
		5726.04	67.16	-1.04	68.2	58.07	32.05	10.5	33.46	211	198	P	H
	*	5700	109.29	-	-	100.26	32	10.49	33.46	399	298	P	V
	*	5700	98.15	-	-	89.12	32	10.49	33.46	399	298	A	V
		5726.76	59.8	-8.4	68.2	50.71	32.05	10.5	33.46	399	298	P	V
Remark	1. No other spurious found. 2. All results are PASS against Peak and Average limit line.												

Band 3 - 5470~5725MHz

WIFI 802.11a (Harmonic @ 3m)

WIFI Ant. 0+1	Note	Frequency (MHz)	Level (dBμV/m)	Over Limit (dB)	Limit Line (dBμV/m)	Read Level (dBμV)	Antenna Factor (dB/m)	Path Loss (dB)	Preamp Factor (dB)	Ant Pos (cm)	Table Pos (deg)	Peak Avg. (P/A)	Pol. (H/V)
802.11a CH 100 5500MHz		11000	64.35	-9.65	74	69.24	40.2	16.61	61.7	197	136	P	H
		11000	49.15	-4.85	54	54.04	40.2	16.61	61.7	197	136	A	H
		16500	48.2	-20	68.2	47.3	39.4	21.2	59.7	100	0	P	H
		11000	63.26	-10.74	74	68.15	40.2	16.61	61.7	235	130	P	V
		11000	49.1	-4.9	54	53.99	40.2	16.61	61.7	235	130	A	V
		16500	47.67	-20.53	68.2	46.77	39.4	21.2	59.7	100	0	P	V
802.11a CH 116 5580MHz		11160	60.47	-13.53	74	65.97	39.62	16.74	61.86	299	202	P	H
		11160	47.38	-6.62	54	52.88	39.62	16.74	61.86	299	202	A	H
		16740	45.81	-22.39	68.2	43.58	40.4	21.48	59.65	100	0	P	H
		11160	60.98	-13.02	74	66.48	39.62	16.74	61.86	193	126	P	V
		11160	47.4	-6.6	54	52.9	39.62	16.74	61.86	193	126	A	V
		16740	45.87	-22.33	68.2	43.64	40.4	21.48	59.65	100	0	P	V
802.11a CH 140 5700MHz		11400	46.28	-27.72	74	51.84	39.6	16.94	62.1	100	0	P	H
		17100	49.29	-18.91	68.2	46.22	40.5	21.95	59.38	100	0	P	H
		11400	46.17	-27.83	74	51.73	39.6	16.94	62.1	100	0	P	V
		17100	48.9	-19.3	68.2	45.83	40.5	21.95	59.38	100	0	P	V
Remark	1. No other spurious found. 2. All results are PASS against Peak and Average limit line.												

Band 3 - 5470~5725MHz

WIFI 802.11n HT20 (Band Edge @ 3m)

WIFI Ant. 0+1	Note	Frequency (MHz)	Level (dBμV/m)	Over Limit (dB)	Limit Line (dBμV/m)	Read Level (dBμV)	Antenna Factor (dB/m)	Path Loss (dB)	Preamp Factor (dB)	Ant Pos (cm)	Table Pos (deg)	Peak Avg. (P/A)	Pol. (H/V)
802.11n HT20 CH 100 5500MHz		5459.28	61.22	-12.78	74	52.68	31.74	10.23	33.43	194	192	P	H
		5467.44	66.74	-1.46	68.2	58.16	31.77	10.24	33.43	194	192	P	H
		5460	44.59	-9.41	54	36.05	31.74	10.23	33.43	194	192	A	H
	*	5500	114.51	-	-	105.75	31.9	10.29	33.43	194	192	P	H
	*	5500	102.37	-	-	93.61	31.9	10.29	33.43	194	192	A	H
		5453.52	56.67	-17.33	74	48.17	31.71	10.22	33.43	377	275	P	V
		5466.16	60.27	-7.93	68.2	51.7	31.76	10.24	33.43	377	275	P	V
		5459.92	41.7	-12.3	54	33.16	31.74	10.23	33.43	377	275	A	V
	*	5500	109.96	-	-	101.2	31.9	10.29	33.43	377	275	P	V
	*	5500	97.92	-	-	89.16	31.9	10.29	33.43	377	275	A	V
802.11n HT20 CH 116 5580MHz		5433.76	54.46	-19.54	74	46.06	31.64	10.2	33.44	223	196	P	H
		5464.96	54.02	-14.18	68.2	45.45	31.76	10.24	33.43	223	196	P	H
		5459.68	40.82	-13.18	54	32.28	31.74	10.23	33.43	223	196	A	H
	*	5580	117.7	-	-	108.94	31.8	10.4	33.44	223	196	P	H
	*	5580	105.24	-	-	96.48	31.8	10.4	33.44	223	196	A	H
		5747.99	54.16	-14.04	68.2	45.01	32.1	10.51	33.46	223	196	P	H
		5383.6	53.68	-20.32	74	45.56	31.43	10.13	33.44	399	275	P	V
		5468.32	53.37	-14.83	68.2	44.78	31.77	10.25	33.43	399	275	P	V
		5459.68	40.17	-13.83	54	31.63	31.74	10.23	33.43	399	275	A	V
	*	5580	114.01	-	-	105.25	31.8	10.4	33.44	399	275	P	V
	*	5580	101.48	-	-	92.72	31.8	10.4	33.44	399	275	A	V
		5751.77	54.08	-14.12	68.2	44.94	32.1	10.51	33.47	399	275	P	V

802.11n HT20 CH 140 5700MHz	*	5700	114.44	-	-	105.41	32	10.49	33.46	205	197	P	H
	*	5700	102.38	-	-	93.35	32	10.49	33.46	205	197	A	H
		5725.8	67.24	-0.96	68.2	58.15	32.05	10.5	33.46	205	197	P	H
	*	5700	109.84	-	-	100.81	32	10.49	33.46	399	297	P	V
	*	5700	97.94	-	-	88.91	32	10.49	33.46	399	297	A	V
		5726.6	62.32	-5.88	68.2	53.23	32.05	10.5	33.46	399	297	P	V
Remark	1. No other spurious found. 2. All results are PASS against Peak and Average limit line.												

Band 3 - 5470~5725MHz

WIFI 802.11n HT20 (Harmonic @ 3m)

WIFI Ant. 0+1	Note	Frequency (MHz)	Level (dBμV/m)	Over Limit (dB)	Limit Line (dBμV/m)	Read Level (dBμV)	Antenna Factor (dB/m)	Path Loss (dB)	Preamp Factor (dB)	Ant Pos (cm)	Table Pos (deg)	Peak Avg. (P/A)	Pol. (H/V)
802.11n HT20 CH 100 5500MHz		11000	63.17	-10.83	74	68.06	40.2	16.61	61.7	200	136	P	H
		11000	48.06	-5.94	54	52.95	40.2	16.61	61.7	200	136	A	H
		16500	47.82	-20.38	68.2	46.92	39.4	21.2	59.7	100	0	P	H
		11000	63.24	-10.76	74	68.13	40.2	16.61	61.7	233	129	P	V
		11000	48.31	-5.69	54	53.2	40.2	16.61	61.7	233	129	A	V
		16500	48.17	-20.03	68.2	47.27	39.4	21.2	59.7	100	0	P	V
802.11n HT20 CH 116 5580MHz		11160	49.08	-24.92	74	54.58	39.62	16.74	61.86	100	0	P	H
		16740	45.93	-22.27	68.2	43.7	40.4	21.48	59.65	100	0	P	H
		11160	46.97	-27.03	74	52.47	39.62	16.74	61.86	100	0	P	V
		16740	45.54	-22.66	68.2	43.31	40.4	21.48	59.65	100	0	P	V
802.11n HT20 CH 140 5700MHz		11400	45.82	-28.18	74	51.38	39.6	16.94	62.1	100	0	P	H
		17100	49.56	-18.64	68.2	46.49	40.5	21.95	59.38	100	0	P	H
		11400	46.24	-27.76	74	51.8	39.6	16.94	62.1	100	0	P	V
		17100	49.27	-18.93	68.2	46.2	40.5	21.95	59.38	100	0	P	V
Remark	1. No other spurious found. 2. All results are PASS against Peak and Average limit line.												

Band 3 - 5470~5725MHz

WIFI 802.11n HT40 (Band Edge @ 3m)

WIFI Ant. 0+1	Note	Frequency (MHz)	Level (dBμV/m)	Over Limit (dB)	Limit Line (dBμV/m)	Read Level (dBμV)	Antenna Factor (dB/m)	Path Loss (dB)	Preamp Factor (dB)	Ant Pos (cm)	Table Pos (deg)	Peak Avg. (P/A)	Pol. (H/V)
802.11n HT40 CH 102 5510MHz		5459.68	61.82	-12.18	74	53.28	31.74	10.23	33.43	212	146	P	H
		5469.52	66.86	-1.34	68.2	58.26	31.78	10.25	33.43	212	146	P	H
		5459.92	45.86	-8.14	54	37.32	31.74	10.23	33.43	212	146	A	H
	*	5510	109.48	-	-	100.73	31.88	10.3	33.43	212	146	P	H
	*	5510	97.54	-	-	88.79	31.88	10.3	33.43	212	146	A	H
		5746.1	55.33	-12.87	68.2	46.19	32.09	10.51	33.46	212	146	P	H
		5459.2	55.82	-18.18	74	47.28	31.74	10.23	33.43	390	275	P	V
		5470	63.05	-5.15	68.2	54.45	31.78	10.25	33.43	390	275	P	V
		5459.92	42.86	-11.14	54	34.32	31.74	10.23	33.43	390	275	A	V
	*	5510	105.24	-	-	96.49	31.88	10.3	33.43	390	275	P	V
	*	5510	92.76	-	-	84.01	31.88	10.3	33.43	390	275	A	V
		5748.62	53.62	-14.58	68.2	44.47	32.1	10.51	33.46	390	275	P	V
802.11n HT40 CH 110 5550MHz		5457.76	58.43	-15.57	74	49.9	31.73	10.23	33.43	199	145	P	H
		5468.08	62.27	-5.93	68.2	53.68	31.77	10.25	33.43	199	145	P	H
		5459.92	45.49	-8.51	54	36.95	31.74	10.23	33.43	199	145	A	H
	*	5550	114.25	-	-	105.53	31.8	10.36	33.44	199	145	P	H
	*	5550	102.47	-	-	93.75	31.8	10.36	33.44	199	145	A	H
		5753.66	54.59	-13.61	68.2	45.44	32.11	10.51	33.47	199	145	P	H
		5459.44	56.42	-17.58	74	47.88	31.74	10.23	33.43	384	273	P	V
		5468.56	57.88	-10.32	68.2	49.29	31.77	10.25	33.43	384	273	P	V
		5459.92	42.78	-11.22	54	34.24	31.74	10.23	33.43	384	273	A	V
	*	5550	110.41	-	-	101.69	31.8	10.36	33.44	384	273	P	V
	*	5550	98.02	-	-	89.3	31.8	10.36	33.44	384	273	A	V
		5741.69	54.93	-13.27	68.2	45.8	32.08	10.51	33.46	384	273	P	V

802.11n HT40 CH 134 5670MHz		5434.35	54.11	-19.89	74	45.71	31.64	10.2	33.44	216	197	P	H
		5467.95	55.42	-12.78	68.2	46.83	31.77	10.25	33.43	216	197	P	H
		5459.9	40.87	-13.13	54	32.33	31.74	10.23	33.43	216	197	A	H
	*	5670	113.38	-	-	104.54	31.82	10.47	33.45	216	197	P	H
	*	5670	100.98	-	-	92.14	31.82	10.47	33.45	216	197	A	H
		5725.45	67.33	-0.87	68.2	58.24	32.05	10.5	33.46	216	197	P	H
		5365.05	53.16	-20.84	74	45.13	31.36	10.11	33.44	384	298	P	V
		5467.95	53.45	-14.75	68.2	44.86	31.77	10.25	33.43	384	298	P	V
		5458.15	40.22	-13.78	54	31.69	31.73	10.23	33.43	384	298	A	V
	*	5670	108.6	-	-	99.76	31.82	10.47	33.45	384	298	P	V
	*	5670	96.61	-	-	87.77	31.82	10.47	33.45	384	298	A	V
		5725.275	63.87	-4.33	68.2	54.78	32.05	10.5	33.46	384	298	P	V
Remark	1. No other spurious found. 2. All results are PASS against Peak and Average limit line.												

Band 3 - 5470~5725MHz

WIFI 802.11n HT40 (Harmonic @ 3m)

WIFI Ant. 0+1	Note	Frequency (MHz)	Level (dBμV/m)	Over Limit (dB)	Limit Line (dBμV/m)	Read Level (dBμV)	Antenna Factor (dB/m)	Path Loss (dB)	Preamp Factor (dB)	Ant Pos (cm)	Table Pos (deg)	Peak Avg. (P/A)	Pol. (H/V)
802.11n HT40 CH 102 5510MHz		11020	54.51	-19.49	74	59.48	40.12	16.63	61.72	206	223	P	H
		11020	40.67	-13.33	54	45.64	40.12	16.63	61.72	206	223	A	H
		16530	47.8	-20.4	68.2	46.86	39.4	21.23	59.69	100	0	P	H
		11020	49.52	-24.48	74	54.49	40.12	16.63	61.72	100	0	P	V
		16530	47.79	-20.41	68.2	46.85	39.4	21.23	59.69	100	0	P	V
802.11n HT40 CH 110 5550MHz		11100	48.34	-25.66	74	53.65	39.8	16.69	61.8	100	0	P	H
		16650	46.14	-22.06	68.2	44.63	39.8	21.38	59.67	100	0	P	H
		11100	46.76	-27.24	74	52.07	39.8	16.69	61.8	100	0	P	V
		16650	47.01	-21.19	68.2	45.5	39.8	21.38	59.67	100	0	P	V
802.11n HT40 CH 134 5670MHz		11340	46.57	-27.43	74	52.18	39.54	16.89	62.04	100	0	P	H
		17010	49.1	-19.1	68.2	46.37	40.5	21.81	59.58	100	0	P	H
		11340	47.54	-26.46	74	53.15	39.54	16.89	62.04	100	0	P	V
		17010	49.66	-18.54	68.2	46.93	40.5	21.81	59.58	100	0	P	V
Remark	1. No other spurious found. 2. All results are PASS against Peak and Average limit line.												

Band 3 - 5470~5725MHz

WIFI 802.11ac VHT80 (Band Edge @ 3m)

WIFI Ant. 0+1	Note	Frequency (MHz)	Level (dBμV/m)	Over Limit (dB)	Limit Line (dBμV/m)	Read Level (dBμV)	Antenna Factor (dB/m)	Path Loss (dB)	Preamp Factor (dB)	Ant Pos (cm)	Table Pos (deg)	Peak Avg. (P/A)	Pol. (H/V)
802.11ac VHT80 CH 106 5530MHz		5458.96	66.42	-7.58	74	57.88	31.74	10.23	33.43	295	203	P	H
		5466.64	66.62	-1.58	68.2	58.04	31.77	10.24	33.43	295	203	P	H
		5455.84	45.9	-8.1	54	37.38	31.72	10.23	33.43	295	203	A	H
	*	5530	104.63	-	-	95.89	31.84	10.33	33.43	295	203	P	H
	*	5530	93.17	-	-	84.43	31.84	10.33	33.43	295	203	A	H
		5738.855	54.32	-13.88	68.2	45.19	32.08	10.51	33.46	295	203	P	H
		5458.96	57.34	-16.66	74	48.8	31.74	10.23	33.43	100	181	P	V
		5460.88	60.11	-8.09	68.2	51.56	31.74	10.24	33.43	100	181	P	V
		5455.6	41.76	-12.24	54	33.24	31.72	10.23	33.43	100	181	A	V
	*	5530	101.14	-	-	92.4	31.84	10.33	33.43	100	181	P	V
	*	5530	89.84	-	-	81.1	31.84	10.33	33.43	100	181	A	V
		5734.13	53.84	-14.36	68.2	44.73	32.07	10.5	33.46	100	181	P	V
802.11ac VHT80 CH 122 5610MHz		5453.44	65.58	-8.42	74	57.08	31.71	10.22	33.43	293	151	P	H
		5467.36	65.64	-2.56	68.2	57.06	31.77	10.24	33.43	293	151	P	H
		5459.92	45.72	-8.28	54	37.18	31.74	10.23	33.43	293	151	A	H
	*	5610	111.12	-	-	102.35	31.78	10.44	33.45	293	151	P	H
	*	5610	99.34	-	-	90.57	31.78	10.44	33.45	293	151	A	H
		5726.885	67.7	-0.5	68.2	58.61	32.05	10.5	33.46	293	151	P	H
		5457.76	56.73	-17.27	74	48.2	31.73	10.23	33.43	100	199	P	V
		5465.2	57.3	-10.9	68.2	48.73	31.76	10.24	33.43	100	199	P	V
		5459.44	41.47	-12.53	54	32.93	31.74	10.23	33.43	100	199	A	V
	*	5610	103.55	-	-	94.78	31.78	10.44	33.45	100	199	P	V
	*	5610	92	-	-	83.23	31.78	10.44	33.45	100	199	A	V
		5728.775	55.51	-12.69	68.2	46.41	32.06	10.5	33.46	100	199	P	V
Remark	1. No other spurious found. 2. All results are PASS against Peak and Average limit line.												

Band 3 5470~5725MHz

WIFI 802.11ac VHT80 (Harmonic @ 3m)

WIFI Ant. 0+1	Note	Frequency (MHz)	Level (dBμV/m)	Over Limit (dB)	Limit Line (dBμV/m)	Read Level (dBμV)	Antenna Factor (dB/m)	Path Loss (dB)	Preamp Factor (dB)	Ant Pos (cm)	Table Pos (deg)	Peak Avg. (P/A)	Pol. (H/V)
802.11ac		11060	46.63	-27.37	74	51.77	39.96	16.66	61.76	100	0	P	H
VHT80		16590	47.32	-20.88	68.2	46.3	39.4	21.3	59.68	100	0	P	H
CH 106		11060	46	-28	74	51.14	39.96	16.66	61.76	100	0	P	V
5530MHz		16590	47.01	-21.19	68.2	45.99	39.4	21.3	59.68	100	0	P	V
802.11ac		11220	43.29	-30.71	74	48.92	39.5	16.79	61.92	100	0	P	H
VHT80		16830	47.64	-20.56	68.2	45.16	40.52	21.59	59.63	100	0	P	H
CH 122		11220	43.09	-30.91	74	48.72	39.5	16.79	61.92	100	0	P	V
5610MHz		16830	45.71	-22.49	68.2	43.23	40.52	21.59	59.63	100	0	P	V
Remark	1. No other spurious found. 2. All results are PASS against Peak and Average limit line.												

Band 3 - Straddle Channel

WIFI 802.11a (Band Edge @ 3m)

WIFI Ant. 0+1	Note	Frequency (MHz)	Level (dBμV/m)	Over Limit (dB)	Limit Line (dBμV/m)	Read Level (dBμV)	Antenna Factor (dB/m)	Path Loss (dB)	Preamp Factor (dB)	Ant Pos (cm)	Table Pos (deg)	Peak Avg. (P/A)	Pol. (H/V)
802.11a CH 144 5720MHz		5433.46	53.36	-20.64	74	44.97	31.63	10.2	33.44	200	200	P	H
		5464.27	52.28	-15.92	68.2	43.71	31.76	10.24	33.43	200	200	P	H
		5459.98	39.86	-14.14	54	31.32	31.74	10.23	33.43	200	200	A	H
	*	5720	117.04	-	-	107.96	32.04	10.5	33.46	200	200	P	H
	*	5720	106.44	-	-	97.36	32.04	10.5	33.46	200	200	A	H
		5908	55.74	-12.46	68.2	46.16	32.43	10.64	33.49	200	200	P	H
		5400.7	52.95	-21.05	74	44.74	31.5	10.15	33.44	376	299	P	V
		5462.71	53.35	-14.85	68.2	44.79	31.75	10.24	33.43	376	299	P	V
		5454.91	39.47	-14.53	54	30.95	31.72	10.23	33.43	376	299	A	V
	*	5720	111.57	-	-	102.49	32.04	10.5	33.46	376	299	P	V
	*	5720	100.48	-	-	91.4	32.04	10.5	33.46	376	299	A	V
		5919.5	56.52	-11.68	68.2	46.88	32.48	10.65	33.49	376	299	P	V
Remark	1. No other spurious found. 2. All results are PASS against Peak and Average limit line.												

Band 3 - Straddle Channel

WIFI 802.11a (Harmonic @ 3m)

WIFI Ant. 0+1	Note	Frequency (MHz)	Level (dBμV/m)	Over Limit (dB)	Limit Line (dBμV/m)	Read Level (dBμV)	Antenna Factor (dB/m)	Path Loss (dB)	Preamp Factor (dB)	Ant Pos (cm)	Table Pos (deg)	Peak Avg. (P/A)	Pol. (H/V)
802.11a CH 144 5720MHz		11440	45.88	-28.12	74	51.38	39.68	16.96	62.14	100	0	P	H
		17160	47.78	-20.42	68.2	44.43	40.56	22.04	59.25	100	0	P	H
		11440	44.19	-29.81	74	49.69	39.68	16.96	62.14	100	0	P	V
		17160	47.12	-21.08	68.2	43.77	40.56	22.04	59.25	100	0	P	V
Remark	1. No other spurious found. 2. All results are PASS against Peak and Average limit line.												

Band 3 - Straddle Channel

WIFI 802.11n HT20 (Band Edge @ 3m)

WIFI Ant. 0+1	Note	Frequency (MHz)	Level (dBμV/m)	Over Limit (dB)	Limit Line (dBμV/m)	Read Level (dBμV)	Antenna Factor (dB/m)	Path Loss (dB)	Preamp Factor (dB)	Ant Pos (cm)	Table Pos (deg)	Peak Avg. (P/A)	Pol. (H/V)
802.11n HT20 CH 144 5720MHz		5414.35	53.44	-20.56	74	45.15	31.56	10.17	33.44	202	199	P	H
		5467.78	53.15	-15.05	68.2	44.57	31.77	10.24	33.43	202	199	P	H
		5459.98	40.32	-13.68	54	31.78	31.74	10.23	33.43	202	199	A	H
	*	5720	117.77	-	-	108.69	32.04	10.5	33.46	202	199	P	H
	*	5720	105.7	-	-	96.62	32.04	10.5	33.46	202	199	A	H
		5927.25	55.19	-13.01	68.2	45.52	32.51	10.65	33.49	202	199	P	H
		5436.97	53.68	-20.32	74	45.27	31.65	10.2	33.44	396	297	P	V
		5469.34	53.11	-15.09	68.2	44.51	31.78	10.25	33.43	396	297	P	V
		5458.81	39.96	-14.04	54	31.42	31.74	10.23	33.43	396	297	A	V
	*	5720	113.41	-	-	104.33	32.04	10.5	33.46	396	297	P	V
	*	5720	101.03	-	-	91.95	32.04	10.5	33.46	396	297	A	V
		5930	55.9	-12.3	68.2	46.21	32.52	10.66	33.49	396	297	P	V
Remark	1. No other spurious found. 2. All results are PASS against Peak and Average limit line.												

Band 3 - Straddle Channel

WIFI 802.11n HT20 (Harmonic @ 3m)

WIFI Ant. 0+1	Note	Frequency (MHz)	Level (dBμV/m)	Over Limit (dB)	Limit Line (dBμV/m)	Read Level (dBμV)	Antenna Factor (dB/m)	Path Loss (dB)	Preamp Factor (dB)	Ant Pos (cm)	Table Pos (deg)	Peak Avg. (P/A)	Pol. (H/V)
802.11n HT20 CH 144 5720MHz		11440	43.75	-30.25	74	49.25	39.68	16.96	62.14	100	0	P	H
		17160	47.54	-20.66	68.2	44.19	40.56	22.04	59.25	100	0	P	H
		11440	44.65	-29.35	74	50.15	39.68	16.96	62.14	100	0	P	V
		17160	48.21	-19.99	68.2	44.86	40.56	22.04	59.25	100	0	P	V
Remark	1. No other spurious found. 2. All results are PASS against Peak and Average limit line.												

Band 3 - Straddle Channel

WIFI 802.11n HT40 (Band Edge @ 3m)

WIFI Ant. 0+1	Note	Frequency (MHz)	Level (dBμV/m)	Over Limit (dB)	Limit Line (dBμV/m)	Read Level (dBμV)	Antenna Factor (dB/m)	Path Loss (dB)	Preamp Factor (dB)	Ant Pos (cm)	Table Pos (deg)	Peak Avg. (P/A)	Pol. (H/V)
802.11n HT40 CH 142 5710MHz		5448.28	55.01	-18.99	74	46.54	31.69	10.22	33.44	213	198	P	H
		5467.78	54.75	-13.45	68.2	46.17	31.77	10.24	33.43	213	198	P	H
		5459.98	40.51	-13.49	54	31.97	31.74	10.23	33.43	213	198	A	H
	*	5710	113.96	-	-	104.91	32.02	10.49	33.46	213	198	P	H
	*	5710	101.7	-	-	92.65	32.02	10.49	33.46	213	198	A	H
		5947.75	55.69	-12.51	68.2	45.92	32.59	10.67	33.49	213	198	P	H
		5386.66	54.02	-19.98	74	45.88	31.45	10.13	33.44	379	297	P	V
		5467.39	53.07	-15.13	68.2	44.49	31.77	10.24	33.43	379	297	P	V
		5458.42	40.07	-13.93	54	31.54	31.73	10.23	33.43	379	297	A	V
	*	5710	109.05	-	-	100	32.02	10.49	33.46	379	297	P	V
	*	5710	97.05	-	-	88	32.02	10.49	33.46	379	297	A	V
		5855.75	55.4	-12.8	68.2	45.98	32.31	10.59	33.48	379	297	P	V
Remark	1. No other spurious found. 2. All results are PASS against Peak and Average limit line.												

Band 3 - Straddle Channel

WIFI 802.11n HT40 (Harmonic @ 3m)

WIFI Ant. 0+1	Note	Frequency (MHz)	Level (dBμV/m)	Over Limit (dB)	Limit Line (dBμV/m)	Read Level (dBμV)	Antenna Factor (dB/m)	Path Loss (dB)	Preamp Factor (dB)	Ant Pos (cm)	Table Pos (deg)	Peak Avg. (P/A)	Pol. (H/V)
802.11n HT40 CH 142 5710MHz		11420	42.91	-31.09	74	48.45	39.64	16.94	62.12	100	0	P	H
		17130	48.05	-20.15	68.2	44.83	40.53	22	59.31	100	0	P	H
		11420	42.93	-31.07	74	48.47	39.64	16.94	62.12	100	0	P	V
		17130	46.43	-21.77	68.2	43.21	40.53	22	59.31	100	0	P	V
Remark	1. No other spurious found. 2. All results are PASS against Peak and Average limit line.												

Band 3 - Straddle Channel

WIFI 802.11ac VHT80 (Band Edge @ 3m)

WIFI Ant. 0+1	Note	Frequency (MHz)	Level (dBμV/m)	Over Limit (dB)	Limit Line (dBμV/m)	Read Level (dBμV)	Antenna Factor (dB/m)	Path Loss (dB)	Preamp Factor (dB)	Ant Pos (cm)	Table Pos (deg)	Peak Avg. (P/A)	Pol. (H/V)
802.11ac VHT80 CH 138 5690MHz		5459.98	55.21	-18.79	74	46.67	31.74	10.23	33.43	233	123	P	H
		5470	55.26	-12.94	68.2	46.66	31.78	10.25	33.43	233	123	P	H
		5459.59	40.72	-13.28	54	32.18	31.74	10.23	33.43	233	123	A	H
	*	5690	111.75	-	-	102.79	31.94	10.48	33.46	233	123	P	H
	*	5690	100.08	-	-	91.12	31.94	10.48	33.46	233	123	A	H
		5850	57.66	-10.54	68.2	48.25	32.3	10.59	33.48	233	123	P	H
		5358.58	53.14	-20.86	74	45.15	31.33	10.1	33.44	228	133	P	V
		5463.1	52.81	-15.39	68.2	44.25	31.75	10.24	33.43	228	133	P	V
		5459.2	39.73	-14.27	54	31.19	31.74	10.23	33.43	228	133	A	V
	*	5690	107.16	-	-	98.2	31.94	10.48	33.46	228	133	P	V
	*	5690	96	-	-	87.04	31.94	10.48	33.46	228	133	A	V
		5864.75	56.31	-11.89	68.2	46.86	32.33	10.6	33.48	228	133	P	V
Remark	1. No other spurious found. 2. All results are PASS against Peak and Average limit line.												

Band 3 - Straddle Channel

WIFI 802.11ac VHT80 (Harmonic @ 3m)

WIFI Ant. 0+1	Note	Frequency (MHz)	Level (dBμV/m)	Over Limit (dB)	Limit Line (dBμV/m)	Read Level (dBμV)	Antenna Factor (dB/m)	Path Loss (dB)	Preamp Factor (dB)	Ant Pos (cm)	Table Pos (deg)	Peak Avg. (P/A)	Pol. (H/V)
802.11ac VHT80 CH 138 5690MHz		11380	42.46	-31.54	74	48.04	39.58	16.92	62.08	100	0	P	H
		17070	47.25	-20.95	68.2	44.3	40.5	21.9	59.45	100	0	P	H
		11380	43.58	-30.42	74	49.16	39.58	16.92	62.08	100	0	P	V
		17070	46.35	-21.85	68.2	43.4	40.5	21.9	59.45	100	0	P	V
Remark	1. No other spurious found. 2. All results are PASS against Peak and Average limit line.												

Emission below 1GHz

WIFI 802.11ac VHT80 (LF @ 3m)

WIFI Ant. 0+1	Note	Frequency (MHz)	Level (dBμV/m)	Over Limit (dB)	Limit Line (dBμV/m)	Read Level (dBμV)	Antenna Factor (dB/m)	Path Loss (dB)	Preamp Factor (dB)	Ant Pos (cm)	Table Pos (deg)	Peak Avg. (P/A)	Pol. (H/V)
802.11ac VHT80 LF		30.97	23.71	-16.29	40	29.39	23.74	0.78	30.2	-	-	P	H
		196.84	28.27	-15.23	43.5	41.62	14.98	1.99	30.32	-	-	P	H
		313.24	36.2	-9.8	46	44.59	19.33	2.4	30.12	100	0	P	H
		779.81	33.28	-12.72	46	30.54	28.15	3.93	29.34	-	-	P	H
		882.63	35.2	-10.8	46	31.08	29.09	4.2	29.17	-	-	P	H
		954.41	36.07	-9.93	46	29.92	30.68	4.45	28.98	-	-	P	H
		66.86	31.98	-8.02	40	49.33	11.92	1.19	30.46	100	0	P	V
		196.84	29.93	-13.57	43.5	43.28	14.98	1.99	30.32	-	-	P	V
		258.92	31.71	-14.29	46	40.24	19.52	2.16	30.21	-	-	P	V
		721.61	34.37	-11.63	46	32.92	27.16	3.76	29.47	-	-	P	V
		869.05	34.74	-11.26	46	30.57	29.2	4.16	29.19	-	-	P	V
		941.8	36.2	-9.8	46	30.56	30.25	4.41	29.02	-	-	P	V
Remark	1. No other spurious found. 2. All results are PASS against limit line.												

<TXBF Mode>

Band 1 - 5150~5250MHz

WIFI 802.11ac VHT20 (Band Edge @ 3m)

WIFI Ant.	Note	Frequency	Level	Over Limit	Limit Line	Read Level	Antenna Factor	Path Loss	Preamp Factor	Ant Pos	Table Pos	Peak Avg.	Pol.
0+1		(MHz)	(dBμV/m)	(dB)	(dBμV/m)	(dBμV)	(dB/m)	(dB)	(dB)	(cm)	(deg)	(P/A)	(H/V)
802.11ac VHT20 CH 36 5180MHz		5147.16	56.94	-17.06	74	48.68	31.91	9.82	33.47	219	146	P	H
		5150	48.81	-5.19	54	40.55	31.9	9.83	33.47	219	146	A	H
	*	5180	109.05	-	-	100.86	31.78	9.87	33.46	219	146	P	H
	*	5180	101.67	-	-	93.48	31.78	9.87	33.46	219	146	A	H
		5102.44	56.84	-17.16	74	48.55	32	9.76	33.47	249	167	P	V
		5092.82	46.74	-7.26	54	38.5	31.97	9.74	33.47	249	167	A	V
	*	5180	107.38	-	-	99.19	31.78	9.87	33.46	249	167	P	V
	*	5180	99.75	-	-	91.56	31.78	9.87	33.46	249	167	A	V
802.11ac VHT20 CH 44 5220MHz		5141.18	53.39	-20.61	74	45.13	31.92	9.81	33.47	224	134	P	H
		5148.98	44.43	-9.57	54	36.17	31.9	9.83	33.47	224	134	A	H
	*	5220	113.73	-	-	105.69	31.58	9.92	33.46	224	134	P	H
	*	5220	106.55	-	-	98.51	31.58	9.92	33.46	224	134	A	H
		5351.64	50.83	-23.17	74	42.87	31.31	10.09	33.44	224	134	P	H
		5350.24	42.3	-11.7	54	34.35	31.3	10.09	33.44	224	134	A	H
		5141.96	52.73	-21.27	74	44.46	31.92	9.82	33.47	189	97	P	V
		5140.92	44.79	-9.21	54	36.53	31.92	9.81	33.47	189	97	A	V
	*	5220	110.09	-	-	102.05	31.58	9.92	33.46	189	97	P	V
	*	5220	102.73	-	-	94.69	31.58	9.92	33.46	189	97	A	V
		5438.16	51.05	-22.95	74	42.64	31.65	10.2	33.44	189	97	P	V
		5455.24	41.29	-12.71	54	32.77	31.72	10.23	33.43	189	97	A	V

802.11ac VHT20 CH 48 5240MHz		5146.64	52.03	-21.97	74	43.77	31.91	9.82	33.47	205	142	P	H
		5147.42	43.45	-10.55	54	35.19	31.91	9.82	33.47	205	142	A	H
	*	5240	107.89	-	-	99.94	31.46	9.95	33.46	205	142	P	H
	*	5240	100.14	-	-	92.19	31.46	9.95	33.46	205	142	A	H
		5400.08	50.42	-23.58	74	42.21	31.5	10.15	33.44	205	142	P	H
		5459.72	41.74	-12.26	54	33.2	31.74	10.23	33.43	205	142	A	H
		5079.3	53.54	-20.46	74	45.37	31.92	9.72	33.47	197	97	P	V
		5077.74	43.03	-10.97	54	34.87	31.91	9.72	33.47	197	97	A	V
	*	5240	105.04	-	-	97.09	31.46	9.95	33.46	197	97	P	V
	*	5240	97.42	-	-	89.47	31.46	9.95	33.46	197	97	A	V
		5413.52	50.45	-23.55	74	42.17	31.55	10.17	33.44	197	97	P	V
		5455.24	41.67	-12.33	54	33.15	31.72	10.23	33.43	197	97	A	V
Remark	1. No other spurious found. 2. All results are PASS against Peak and Average limit line.												

Band 1 5150~5250MHz

WIFI 802.11ac VHT20 (Harmonic @ 3m)

WIFI Ant. 0+1	Note	Frequency (MHz)	Level (dBμV/m)	Over Limit (dB)	Limit Line (dBμV/m)	Read Level (dBμV)	Antenna Factor (dB/m)	Path Loss (dB)	Preamp Factor (dB)	Ant Pos (cm)	Table Pos (deg)	Peak Avg. (P/A)	Pol. (H/V)
802.11ac		10360	59.76	-8.44	68.2	61.67	39.58	15.47	56.96	100	0	P	H
VHT20		15540	47.14	-26.86	74	46.23	38.22	19.34	56.65	100	0	P	H
CH 36		10360	56.6	-11.6	68.2	58.51	39.58	15.47	56.96	100	0	P	V
5180MHz		15540	47.72	-26.28	74	46.81	38.22	19.34	56.65	100	0	P	V
802.11ac		10440	62.56	-5.64	68.2	64.28	39.7	15.5	56.92	246	130	P	H
VHT20		15660	46.92	-27.08	74	46.21	37.8	19.42	56.51	100	0	P	H
CH 44		10440	64.36	-3.84	68.2	66.08	39.7	15.5	56.92	168	129	P	V
5220MHz		15660	47.7	-26.3	74	46.99	37.8	19.42	56.51	100	0	P	V
802.11ac		10480	56.16	-12.04	68.2	57.85	39.7	15.52	56.91	100	0	P	H
VHT20		15720	45.31	-28.69	74	44.54	37.76	19.45	56.44	100	0	P	H
CH 48		10480	58.15	-10.05	68.2	59.84	39.7	15.52	56.91	100	0	P	V
5240MHz		15720	45.36	-28.64	74	44.59	37.76	19.45	56.44	100	0	P	V
Remark	1. No other spurious found. 2. All results are PASS against Peak and Average limit line.												

Band 1 5150~5250MHz

WIFI 802.11ac VHT40 (Band Edge @ 3m)

WIFI Ant. 0+1	Note	Frequency (MHz)	Level (dBμV/m)	Over Limit (dB)	Limit Line (dBμV/m)	Read Level (dBμV)	Antenna Factor (dB/m)	Path Loss (dB)	Preamp Factor (dB)	Ant Pos (cm)	Table Pos (deg)	Peak Avg. (P/A)	Pol. (H/V)
802.11ac VHT40 CH 38 5190MHz		5149.24	60.54	-13.46	74	52.28	31.9	9.83	33.47	200	156	P	H
		5149.76	53.35	-0.65	54	45.09	31.9	9.83	33.47	200	156	A	H
	*	5190	103.32	-	-	95.15	31.74	9.89	33.46	200	156	P	H
	*	5190	97.48	-	-	89.31	31.74	9.89	33.46	200	156	A	H
		5390	50.83	-23.17	74	42.67	31.46	10.14	33.44	200	156	P	H
		5460	41.21	-12.79	54	32.67	31.74	10.23	33.43	200	156	A	H
		5147.16	58.03	-15.97	74	49.77	31.91	9.82	33.47	200	349	P	V
		5147.42	46.85	-7.15	54	38.59	31.91	9.82	33.47	200	349	A	V
	*	5190	100.32	-	-	92.15	31.74	9.89	33.46	200	349	P	V
	*	5190	93.6	-	-	85.43	31.74	9.89	33.46	200	349	A	V
		5432.56	50.23	-23.77	74	41.84	31.63	10.2	33.44	200	349	P	V
		5458.88	41.31	-12.69	54	32.77	31.74	10.23	33.43	200	349	A	V
802.11ac VHT40 CH 46 5230MHz		5083.98	55.14	-18.86	74	46.94	31.94	9.73	33.47	204	224	P	H
		5150	45.13	-8.87	54	36.87	31.9	9.83	33.47	204	224	A	H
	*	5230	109.99	-	-	101.99	31.52	9.94	33.46	204	224	P	H
	*	5230	102.69	-	-	94.69	31.52	9.94	33.46	204	224	A	H
		5351.92	49.99	-24.01	74	42.03	31.31	10.09	33.44	204	224	P	H
		5350	41.7	-12.3	54	33.75	31.3	10.09	33.44	204	224	A	H
		5124.54	53.86	-20.14	74	45.59	31.95	9.79	33.47	191	96	P	V
		5145.34	45.9	-8.1	54	37.64	31.91	9.82	33.47	191	96	A	V
	*	5230	106.35	-	-	98.35	31.52	9.94	33.46	191	96	P	V
	*	5230	98.81	-	-	90.81	31.52	9.94	33.46	191	96	A	V
		5399.52	50.78	-23.22	74	42.57	31.5	10.15	33.44	191	96	P	V
		5458.6	41.16	-12.84	54	32.63	31.73	10.23	33.43	191	96	A	V
Remark	1. No other spurious found. 2. All results are PASS against Peak and Average limit line.												

Band 1 5150~5250MHz

WIFI 802.11ac VHT40 (Harmonic @ 3m)

WIFI Ant. 0+1	Note	Frequency (MHz)	Level (dBμV/m)	Over Limit (dB)	Limit Line (dBμV/m)	Read Level (dBμV)	Antenna Factor (dB/m)	Path Loss (dB)	Preamp Factor (dB)	Ant Pos (cm)	Table Pos (deg)	Peak Avg. (P/A)	Pol. (H/V)
802.11ac		10380	51.24	-16.96	68.2	53.07	39.64	15.48	56.95	100	0	P	H
VHT40		15570	46.38	-27.62	74	45.64	38.01	19.35	56.62	100	0	P	H
CH 38		10380	48.97	-19.23	68.2	50.8	39.64	15.48	56.95	100	0	P	V
5190MHz		15570	45.66	-28.34	74	44.92	38.01	19.35	56.62	100	0	P	V
802.11ac		10460	58.21	-9.99	68.2	59.92	39.7	15.51	56.92	100	0	P	H
VHT40		15690	46.01	-27.99	74	45.25	37.8	19.43	56.47	100	0	P	H
CH 46		10460	56.9	-11.3	68.2	58.61	39.7	15.51	56.92	100	0	P	V
5230MHz		15690	45.81	-28.19	74	45.05	37.8	19.43	56.47	100	0	P	V
Remark	1. No other spurious found. 2. All results are PASS against Peak and Average limit line.												

Band 1 5150~5250MHz

WIFI 802.11ac VHT80 (Band Edge @ 3m)

WIFI Ant. 0+1	Note	Frequency (MHz)	Level (dBμV/m)	Over Limit (dB)	Limit Line (dBμV/m)	Read Level (dBμV)	Antenna Factor (dB/m)	Path Loss (dB)	Preamp Factor (dB)	Ant Pos (cm)	Table Pos (deg)	Peak Avg. (P/A)	Pol. (H/V)
802.11ac VHT80 CH 42 5210MHz		5147.16	61.99	-12.01	74	53.73	31.91	9.82	33.47	230	223	P	H
		5148.72	51.33	-2.67	54	43.07	31.9	9.83	33.47	230	223	A	H
	*	5210	102.77	-	-	94.68	31.64	9.91	33.46	230	223	P	H
	*	5210	96.07	-	-	87.98	31.64	9.91	33.46	230	223	A	H
		5454.68	50.9	-23.1	74	42.38	31.72	10.23	33.43	230	223	P	H
		5460	41.01	-12.99	54	32.47	31.74	10.23	33.43	230	223	A	H
		5143.26	61.28	-12.72	74	53.02	31.91	9.82	33.47	270	166	P	V
		5147.42	51.96	-2.04	54	43.7	31.91	9.82	33.47	270	166	A	V
	*	5210	101.4	-	-	93.31	31.64	9.91	33.46	270	166	P	V
	*	5210	93.21	-	-	85.12	31.64	9.91	33.46	270	166	A	V
		5373.48	50.08	-23.92	74	42.01	31.39	10.12	33.44	270	166	P	V
		5458.32	41.03	-12.97	54	32.5	31.73	10.23	33.43	270	166	A	V
Remark	1. No other spurious found. 2. All results are PASS against Peak and Average limit line.												

Band 1 5150~5250MHz

WIFI 802.11ac VHT80 (Harmonic @ 3m)

WIFI Ant. 0+1	Note	Frequency (MHz)	Level (dBμV/m)	Over Limit (dB)	Limit Line (dBμV/m)	Read Level (dBμV)	Antenna Factor (dB/m)	Path Loss (dB)	Preamp Factor (dB)	Ant Pos (cm)	Table Pos (deg)	Peak Avg. (P/A)	Pol. (H/V)
802.11ac VHT80 CH 42 5210MHz		10420	49.55	-18.65	68.2	51.28	39.7	15.5	56.93	100	0	P	H
		15630	46.63	-27.37	74	45.98	37.8	19.39	56.54	100	0	P	H
		10420	48.7	-19.5	68.2	50.43	39.7	15.5	56.93	100	0	P	V
		15630	47.1	-26.9	74	46.45	37.8	19.39	56.54	100	0	P	V
Remark	1. No other spurious found. 2. All results are PASS against Peak and Average limit line.												

Band 2 - 5250~5350MHz

WIFI 802.11ac VHT20 (Band Edge @ 3m)

WIFI Ant.	Note	Frequency (MHz)	Level (dBμV/m)	Over Limit (dB)	Limit Line (dBμV/m)	Read Level (dBμV)	Antenna Factor (dB/m)	Path Loss (dB)	Preamp Factor (dB)	Ant Pos (cm)	Table Pos (deg)	Peak Avg. (P/A)	Pol. (H/V)
802.11ac VHT20 CH 52 5260MHz		5141.78	52.51	-21.49	74	44.24	31.92	9.82	33.47	264	146	P	H
		5148.92	44.32	-9.68	54	36.06	31.9	9.83	33.47	264	146	A	H
	*	5260	113.43	-	-	105.53	31.38	9.97	33.45	264	146	P	H
	*	5260	105.97	-	-	98.07	31.38	9.97	33.45	264	146	A	H
		5360.88	51.61	-22.39	74	43.61	31.34	10.1	33.44	264	146	P	H
		5352	43.39	-10.61	54	35.43	31.31	10.09	33.44	264	146	A	H
		5144.5	52.62	-21.38	74	44.36	31.91	9.82	33.47	199	94	P	V
		5099.28	43.62	-10.38	54	35.34	32	9.75	33.47	199	94	A	V
	*	5260	110.21	-	-	102.31	31.38	9.97	33.45	199	94	P	V
	*	5260	102.37	-	-	94.47	31.38	9.97	33.45	199	94	A	V
		5351.52	51.98	-22.02	74	44.02	31.31	10.09	33.44	199	94	P	V
		5351.76	42.09	-11.91	54	34.13	31.31	10.09	33.44	199	94	A	V
802.11ac VHT20 CH 60 5300MHz		5141.78	52.24	-21.76	74	43.97	31.92	9.82	33.47	200	226	P	H
		5144.16	43.48	-10.52	54	35.22	31.91	9.82	33.47	200	226	A	H
	*	5300	113.28	-	-	105.41	31.3	10.02	33.45	200	226	P	H
	*	5300	106.06	-	-	98.19	31.3	10.02	33.45	200	226	A	H
		5353.92	50.97	-23.03	74	43	31.32	10.09	33.44	200	226	P	H
		5350.08	43.41	-10.59	54	35.46	31.3	10.09	33.44	200	226	A	H
		5139.74	52.12	-21.88	74	43.86	31.92	9.81	33.47	223	93	P	V
		5081.26	46.05	-7.95	54	37.86	31.93	9.73	33.47	223	93	A	V
	*	5300	109.31	-	-	101.44	31.3	10.02	33.45	223	93	P	V
	*	5300	101.67	-	-	93.8	31.3	10.02	33.45	223	93	A	V
		5382.72	54.4	-19.6	74	46.28	31.43	10.13	33.44	223	93	P	V
		5377.68	45.12	-8.88	54	37.03	31.41	10.12	33.44	223	93	P	V

802.11ac VHT20 CH 64 5320MHz	*	5320	113.53	-	-	105.63	31.3	10.05	33.45	203	145	P	H
	*	5320	106.33	-	-	98.43	31.3	10.05	33.45	203	145	A	H
		5350.08	61.47	-12.53	74	53.52	31.3	10.09	33.44	203	145	P	H
		5350.24	50.71	-3.29	54	42.76	31.3	10.09	33.44	203	145	A	H
	*	5320	110.8	-	-	102.9	31.3	10.05	33.45	231	96	P	V
	*	5320	102.6	-	-	94.7	31.3	10.05	33.45	231	96	A	V
		5356.48	56.72	-17.28	74	48.73	31.33	10.1	33.44	231	96	P	V
		5350.08	47.31	-6.69	54	39.36	31.3	10.09	33.44	231	96	A	V
Remark	1. No other spurious found. 2. All results are PASS against Peak and Average limit line.												

Band 2 5250~5350MHz

WIFI 802.11ac VHT20 (Harmonic @ 3m)

WIFI Ant. 0+1	Note	Frequency (MHz)	Level (dBμV/m)	Over Limit (dB)	Limit Line (dBμV/m)	Read Level (dBμV)	Antenna Factor (dB/m)	Path Loss (dB)	Preamp Factor (dB)	Ant Pos (cm)	Table Pos (deg)	Peak Avg. (P/A)	Pol. (H/V)
802.11ac VHT20 CH 52 5260MHz		10520	57.85	-10.35	68.2	59.45	39.74	15.54	56.88	100	0	P	H
		15780	45.24	-28.76	74	44.47	37.64	19.49	56.36	100	0	P	H
		10520	57.37	-10.83	68.2	58.97	39.74	15.54	56.88	100	0	P	V
		15780	46.04	-27.96	74	45.27	37.64	19.49	56.36	100	0	P	V
802.11ac VHT20 CH 60 5300MHz		10600	59.34	-14.66	74	60.69	39.9	15.57	56.82	187	227	P	H
		10600	48.26	-5.74	54	49.61	39.9	15.57	56.82	187	227	A	H
		15900	45.6	-28.4	74	44.95	37.3	19.57	56.22	100	0	P	H
		10600	59.07	-14.93	74	60.42	39.9	15.57	56.82	202	296	P	V
		10600	48.99	-5.01	54	50.34	39.9	15.57	56.82	202	296	A	V
		15900	44.75	-29.25	74	44.1	37.3	19.57	56.22	100	0	P	V
802.11ac VHT20 CH 64 5320MHz		10640	57.86	-16.14	74	59.21	39.86	15.58	56.79	203	229	P	H
		10640	48.02	-5.98	54	49.37	39.86	15.58	56.79	203	229	A	H
		15960	46.3	-27.7	74	45.49	37.36	19.6	56.15	100	0	P	H
		10640	60.98	-13.02	74	62.33	39.86	15.58	56.79	199	297	P	V
		10640	49.33	-4.67	54	50.68	39.86	15.58	56.79	199	297	A	V
		15960	45.18	-28.82	74	44.37	37.36	19.6	56.15	100	0	P	V
Remark	1. No other spurious found. 2. All results are PASS against Peak and Average limit line.												

Band 2 5250~5350MHz

WIFI 802.11ac VHT40 (Band Edge @ 3m)

WIFI Ant. 0+1	Note	Frequency (MHz)	Level (dBμV/m)	Over Limit (dB)	Limit Line (dBμV/m)	Read Level (dBμV)	Antenna Factor (dB/m)	Path Loss (dB)	Preamp Factor (dB)	Ant Pos (cm)	Table Pos (deg)	Peak Avg. (P/A)	Pol. (H/V)
802.11ac VHT40 CH 54 5270MHz		5133.28	53.03	-20.97	74	44.77	31.93	9.8	33.47	286	223	P	H
		5147.9	43.49	-10.51	54	35.24	31.9	9.82	33.47	286	223	A	H
	*	5270	110.9	-	-	103	31.36	9.99	33.45	286	223	P	H
	*	5270	103.55	-	-	95.65	31.36	9.99	33.45	286	223	A	H
		5358.72	51.97	-22.03	74	43.98	31.33	10.1	33.44	286	223	P	H
		5350.56	43.23	-10.77	54	35.28	31.3	10.09	33.44	286	223	A	H
		5138.38	51.76	-22.24	74	43.5	31.92	9.81	33.47	306	191	P	V
		5105.06	42.78	-11.22	54	34.5	31.99	9.76	33.47	306	191	A	V
	*	5270	106.68	-	-	98.78	31.36	9.99	33.45	306	191	P	V
	*	5270	99.33	-	-	91.43	31.36	9.99	33.45	306	191	A	V
		5355.36	50.83	-23.17	74	42.86	31.32	10.09	33.44	306	191	P	V
		5352.72	42.87	-11.13	54	34.91	31.31	10.09	33.44	306	191	A	V
802.11ac VHT40 CH 62 5310MHz		5080.92	52.42	-21.58	74	44.24	31.92	9.73	33.47	202	226	P	H
		5144.84	42.25	-11.75	54	33.99	31.91	9.82	33.47	202	226	A	H
	*	5310	101.42	-	-	93.53	31.3	10.04	33.45	202	226	P	H
	*	5310	94.65	-	-	86.76	31.3	10.04	33.45	202	226	A	H
		5350.08	59.99	-14.01	74	52.04	31.3	10.09	33.44	202	226	P	H
		5350.08	50.14	-3.86	54	42.19	31.3	10.09	33.44	202	226	A	H
		5066.64	53.06	-20.94	74	44.95	31.87	9.71	33.47	225	94	P	V
		5134.98	43.63	-10.37	54	35.36	31.93	9.81	33.47	225	94	A	V
	*	5310	99.96	-	-	92.07	31.3	10.04	33.45	225	94	P	V
	*	5310	92.68	-	-	84.79	31.3	10.04	33.45	225	94	A	V
		5352.24	58.37	-15.63	74	50.41	31.31	10.09	33.44	225	94	P	V
		5350.08	50.83	-3.17	54	42.88	31.3	10.09	33.44	225	94	A	V
Remark	1. No other spurious found. 2. All results are PASS against Peak and Average limit line.												

Band 2 5250~5350MHz

WIFI 802.11ac VHT40 (Harmonic @ 3m)

WIFI Ant. 0+1	Note	Frequency (MHz)	Level (dBμV/m)	Over Limit (dB)	Limit Line (dBμV/m)	Read Level (dBμV)	Antenna Factor (dB/m)	Path Loss (dB)	Preamp Factor (dB)	Ant Pos (cm)	Table Pos (deg)	Peak Avg. (P/A)	Pol. (H/V)
802.11ac VHT40 CH 54 5270MHz		10540	53.89	-14.31	68.2	55.43	39.78	15.55	56.87	100	0	P	H
		15810	45.52	-28.48	74	44.77	37.57	19.51	56.33	100	0	P	H
		10540	54.85	-13.35	68.2	56.39	39.78	15.55	56.87	100	0	P	V
		15810	45.01	-28.99	74	44.26	37.57	19.51	56.33	100	0	P	V
802.11ac VHT40 CH 62 5310MHz		10620	55.15	-18.85	74	56.5	39.88	15.57	56.8	178	227	P	H
		10620	44.08	-9.92	54	45.43	39.88	15.57	56.8	178	227	A	H
		15930	46.15	-27.85	74	45.41	37.33	19.59	56.18	100	0	P	H
		10620	59.06	-14.94	74	60.41	39.88	15.57	56.8	202	122	P	V
		10620	46.14	-7.86	54	47.49	39.88	15.57	56.8	202	122	A	V
		15930	46.11	-27.89	74	45.37	37.33	19.59	56.18	100	0	P	V
Remark	1. No other spurious found. 2. All results are PASS against Peak and Average limit line.												

Band 2 5250~5350MHz

WIFI 802.11ac VHT80 (Band Edge @ 3m)

WIFI Ant. 0+1	Note	Frequency (MHz)	Level (dBμV/m)	Over Limit (dB)	Limit Line (dBμV/m)	Read Level (dBμV)	Antenna Factor (dB/m)	Path Loss (dB)	Preamp Factor (dB)	Ant Pos (cm)	Table Pos (deg)	Peak Avg. (P/A)	Pol. (H/V)
802.11ac VHT80 CH 58 5290MHz		5069.02	53.07	-20.93	74	44.95	31.88	9.71	33.47	200	148	P	H
		5149.6	43.34	-10.66	54	35.08	31.9	9.83	33.47	200	148	A	H
	*	5290	102.01	-	-	94.13	31.32	10.01	33.45	200	148	P	H
	*	5290	91.33	-	-	83.45	31.32	10.01	33.45	200	148	A	H
		5356.56	60.72	-13.28	74	52.73	31.33	10.1	33.44	200	148	P	H
		5350.8	53.11	-0.89	54	45.16	31.3	10.09	33.44	200	148	A	H
		5147.56	52.49	-21.51	74	44.24	31.9	9.82	33.47	310	45	P	V
		5146.54	42.34	-11.66	54	34.08	31.91	9.82	33.47	310	45	A	V
	*	5290	100.11	-	-	92.23	31.32	10.01	33.45	310	45	P	V
	*	5290	90.12	-	-	82.24	31.32	10.01	33.45	310	45	A	V
		5354.64	58.48	-15.52	74	50.51	31.32	10.09	33.44	310	45	P	V
		5350.56	50.7	-3.3	54	42.75	31.3	10.09	33.44	310	45	A	V
Remark	1. No other spurious found. 2. All results are PASS against Peak and Average limit line.												

Band 2 5250~5350MHz

WIFI 802.11ac VHT80 (Harmonic @ 3m)

WIFI Ant. 0+1	Note	Frequency (MHz)	Level (dBμV/m)	Over Limit (dB)	Limit Line (dBμV/m)	Read Level (dBμV)	Antenna Factor (dB/m)	Path Loss (dB)	Preamp Factor (dB)	Ant Pos (cm)	Table Pos (deg)	Peak Avg. (P/A)	Pol. (H/V)
802.11ac VHT80 CH 58 5290MHz		10580	49.96	-18.24	68.2	51.38	39.86	15.56	56.84	100	0	P	H
		15870	44.37	-29.63	74	43.69	37.39	19.55	56.26	100	0	P	H
		10580	51.04	-17.16	68.2	52.46	39.86	15.56	56.84	100	0	P	V
		15870	45.21	-28.79	74	44.53	37.39	19.55	56.26	100	0	P	V
Remark	1. No other spurious found. 2. All results are PASS against Peak and Average limit line.												

Band 3 - 5470~5725MHz

WIFI 802.11ac VHT20 (Band Edge @ 3m)

WIFI Ant. 0+1	Note	Frequency (MHz)	Level (dBμV/m)	Over Limit (dB)	Limit Line (dBμV/m)	Read Level (dBμV)	Antenna Factor (dB/m)	Path Loss (dB)	Preamp Factor (dB)	Ant Pos (cm)	Table Pos (deg)	Peak Avg. (P/A)	Pol. (H/V)
802.11ac VHT20 CH 100 5500MHz		5449.52	51.4	-22.6	74	42.92	31.7	10.22	33.44	212	149	P	H
		5468.72	57.07	-11.13	68.2	48.48	31.77	10.25	33.43	212	149	P	H
		5459.44	43.51	-10.49	54	34.97	31.74	10.23	33.43	212	149	A	H
	*	5500	109.33	-	-	100.57	31.9	10.29	33.43	212	149	P	H
	*	5500	101.35	-	-	92.59	31.9	10.29	33.43	212	149	A	H
		5448.88	51.08	-22.92	74	42.6	31.7	10.22	33.44	224	88	P	V
		5469.52	52.56	-15.64	68.2	43.96	31.78	10.25	33.43	224	88	P	V
		5459.12	42.77	-11.23	54	34.23	31.74	10.23	33.43	224	88	A	V
	*	5500	106.71	-	-	97.95	31.9	10.29	33.43	224	88	P	V
	*	5500	98.83	-	-	90.07	31.9	10.29	33.43	224	88	A	V
802.11ac VHT20 CH 116 5580MHz		5422.72	52.34	-21.66	74	44.01	31.59	10.18	33.44	193	214	P	H
		5464.48	50.41	-17.79	68.2	41.84	31.76	10.24	33.43	193	214	P	H
		5459.68	43.48	-10.52	54	34.94	31.74	10.23	33.43	193	214	A	H
	*	5580	114.1	-	-	105.34	31.8	10.4	33.44	193	214	P	H
	*	5580	106.68	-	-	97.92	31.8	10.4	33.44	193	214	A	H
		5736.335	51.3	-16.9	68.2	42.19	32.07	10.5	33.46	193	214	P	H
		5430.64	50.65	-23.35	74	42.28	31.62	10.19	33.44	226	88	P	V
		5465.92	51.6	-16.6	68.2	43.03	31.76	10.24	33.43	226	88	P	V
		5458.72	42.49	-11.51	54	33.96	31.73	10.23	33.43	226	88	A	V
	*	5580	111.25	-	-	102.49	31.8	10.4	33.44	226	88	P	V
	*	5580	103.65	-	-	94.89	31.8	10.4	33.44	226	88	A	V
		5760.59	52.51	-15.69	68.2	43.34	32.12	10.52	33.47	226	88	P	V

802.11ac VHT20 CH 140 5700MHz	*	5700	109.28	-	-	100.25	32	10.49	33.46	191	161	P	H
	*	5700	101.59	-	-	92.56	32	10.49	33.46	191	161	A	H
		5725.32	59.98	-8.22	68.2	50.89	32.05	10.5	33.46	191	161	P	H
	*	5700	107.92	-	-	98.89	32	10.49	33.46	241	84	P	V
	*	5700	99.69	-	-	90.66	32	10.49	33.46	241	84	A	V
		5727.4	57.11	-11.09	68.2	48.02	32.05	10.5	33.46	241	84	P	V
Remark	1. No other spurious found. 2. All results are PASS against Peak and Average limit line.												

Band 3 - 5470~5725MHz

WIFI 802.11ac VHT20 (Harmonic @ 3m)

WIFI Ant. 0+1	Note	Frequency (MHz)	Level (dBμV/m)	Over Limit (dB)	Limit Line (dBμV/m)	Read Level (dBμV)	Antenna Factor (dB/m)	Path Loss (dB)	Preamp Factor (dB)	Ant Pos (cm)	Table Pos (deg)	Peak Avg. (P/A)	Pol. (H/V)
802.11ac		11000	48.72	-25.28	74	49.3	40.2	15.72	56.5	100	0	P	H
VHT20		16500	47.4	-20.8	68.2	43.5	39.4	20.2	55.7	100	0	P	H
CH 100		11000	47.97	-26.03	74	48.55	40.2	15.72	56.5	100	0	P	V
5500MHz		16500	47.79	-20.41	68.2	43.89	39.4	20.2	55.7	100	0	P	V
802.11ac		11160	48.48	-25.52	74	49.42	39.62	15.88	56.44	100	0	P	H
VHT20		16740	47.16	-21.04	68.2	42.19	40.4	20.46	55.89	100	0	P	H
CH 116		11160	48.54	-25.46	74	49.48	39.62	15.88	56.44	100	0	P	V
5580MHz		16740	47.45	-20.75	68.2	42.48	40.4	20.46	55.89	100	0	P	V
802.11ac		11400	48.31	-25.69	74	48.92	39.6	16.13	56.34	100	0	P	H
VHT20		17100	48.99	-19.21	68.2	43.96	40.5	20.83	56.3	100	0	P	H
CH 140		11400	48.63	-25.37	74	49.24	39.6	16.13	56.34	100	0	P	V
5700MHz		17100	49.45	-18.75	68.2	44.42	40.5	20.83	56.3	100	0	P	V
Remark	1. No other spurious found. 2. All results are PASS against Peak and Average limit line.												

Band 3 - 5470~5725MHz

WIFI 802.11ac VHT40 (Band Edge @ 3m)

WIFI Ant. 0+1	Note	Frequency (MHz)	Level (dBμV/m)	Over Limit (dB)	Limit Line (dBμV/m)	Read Level (dBμV)	Antenna Factor (dB/m)	Path Loss (dB)	Preamp Factor (dB)	Ant Pos (cm)	Table Pos (deg)	Peak Avg. (P/A)	Pol. (H/V)
802.11ac VHT40 CH 102 5510MHz		5459.92	58.36	-15.64	74	49.82	31.74	10.23	33.43	207	150	P	H
		5464.72	60.52	-7.68	68.2	51.95	31.76	10.24	33.43	207	150	P	H
		5459.92	48.61	-5.39	54	40.07	31.74	10.23	33.43	207	150	A	H
	*	5510	105.51	-	-	96.76	31.88	10.3	33.43	207	150	P	H
	*	5510	97.97	-	-	89.22	31.88	10.3	33.43	207	150	A	H
		5744.525	51.13	-17.07	68.2	41.99	32.09	10.51	33.46	207	150	P	H
		5458.48	54.92	-19.08	74	46.39	31.73	10.23	33.43	221	89	P	V
		5467.84	60.26	-7.94	68.2	51.68	31.77	10.24	33.43	221	89	P	V
		5459.92	46.48	-7.52	54	37.94	31.74	10.23	33.43	221	89	A	V
	*	5510	103.79	-	-	95.04	31.88	10.3	33.43	221	89	P	V
	*	5510	95.81	-	-	87.06	31.88	10.3	33.43	221	89	A	V
		5728.145	52.08	-16.12	68.2	42.98	32.06	10.5	33.46	221	89	P	V
802.11ac VHT40 CH 110 5550MHz		5450.08	52.84	-21.16	74	44.35	31.7	10.22	33.43	203	211	P	H
		5466.64	52.89	-15.31	68.2	44.31	31.77	10.24	33.43	203	211	P	H
		5458	43.45	-10.55	54	34.92	31.73	10.23	33.43	203	211	A	H
	*	5550	110.27	-	-	101.55	31.8	10.36	33.44	203	211	P	H
	*	5550	102.68	-	-	93.96	31.8	10.36	33.44	203	211	A	H
		5751.455	53.29	-14.91	68.2	44.15	32.1	10.51	33.47	203	211	P	H
		5426.8	50.89	-23.11	74	42.53	31.61	10.19	33.44	156	180	P	V
		5460.4	49.55	-18.65	68.2	41.01	31.74	10.23	33.43	156	180	P	V
		5458.48	41.87	-12.13	54	33.34	31.73	10.23	33.43	156	180	A	V
	*	5550	107.63	-	-	98.91	31.8	10.36	33.44	156	180	P	V
	*	5550	99.58	-	-	90.86	31.8	10.36	33.44	156	180	A	V
		5741.69	51.46	-16.74	68.2	42.33	32.08	10.51	33.46	156	180	P	V

802.11ac VHT40 CH 134 5670MHz		5459.2	50.35	-23.65	74	41.81	31.74	10.23	33.43	202	147	P	H
		5463.4	50.86	-17.34	68.2	42.3	31.75	10.24	33.43	202	147	P	H
		5459.9	42.26	-11.74	54	33.72	31.74	10.23	33.43	202	147	A	H
	*	5670	111.21	-	-	102.37	31.82	10.47	33.45	202	147	P	H
	*	5670	103.35	-	-	94.51	31.82	10.47	33.45	202	147	A	H
		5725.8	55.13	-13.07	68.2	46.04	32.05	10.5	33.46	202	147	P	H
		5442.4	51.02	-22.98	74	42.58	31.67	10.21	33.44	179	179	P	V
		5464.8	49.8	-18.4	68.2	41.23	31.76	10.24	33.43	179	179	P	V
		5453.95	41.77	-12.23	54	33.25	31.72	10.23	33.43	179	179	A	V
	*	5670	107.06	-	-	98.22	31.82	10.47	33.45	179	179	P	V
	*	5670	99.53	-	-	90.69	31.82	10.47	33.45	179	179	A	V
		5728.425	52.98	-15.22	68.2	43.88	32.06	10.5	33.46	179	179	P	V
Remark	1. No other spurious found. 2. All results are PASS against Peak and Average limit line.												

Band 3 - 5470~5725MHz

WIFI 802.11ac VHT40 (Harmonic @ 3m)

WIFI Ant. 0+1	Note	Frequency (MHz)	Level (dBμV/m)	Over Limit (dB)	Limit Line (dBμV/m)	Read Level (dBμV)	Antenna Factor (dB/m)	Path Loss (dB)	Preamp Factor (dB)	Ant Pos (cm)	Table Pos (deg)	Peak Avg. (P/A)	Pol. (H/V)
802.11ac VHT40 CH 102 5510MHz		11020	54.36	-19.64	74	54.99	40.12	15.74	56.49	100	105	P	H
		11020	45.1	-8.9	54	45.73	40.12	15.74	56.49	100	105	A	H
		16530	48.1	-20.1	68.2	44.19	39.4	20.23	55.72	100	0	P	H
		11020	49.86	-24.14	74	50.49	40.12	15.74	56.49	100	0	P	V
		16530	48.1	-20.1	68.2	44.19	39.4	20.23	55.72	100	0	P	V
802.11ac VHT40 CH 110 5550MHz		11100	48.5	-25.5	74	49.34	39.8	15.82	56.46	100	0	P	H
		16650	47.71	-20.49	68.2	43.37	39.8	20.36	55.82	100	0	P	H
		11100	47.32	-26.68	74	48.16	39.8	15.82	56.46	100	0	P	V
		16650	47.65	-20.55	68.2	43.31	39.8	20.36	55.82	100	0	P	V
802.11ac VHT40 CH 134 5670MHz		11340	46.53	-27.47	74	47.28	39.54	16.07	56.36	100	0	P	H
		17010	48.53	-19.67	68.2	43.39	40.5	20.76	56.12	100	0	P	H
		11340	47.27	-26.73	74	48.02	39.54	16.07	56.36	100	0	P	V
		17010	49.85	-18.35	68.2	44.71	40.5	20.76	56.12	100	0	P	V
Remark	1. No other spurious found. 2. All results are PASS against Peak and Average limit line.												

Band 3 5470~5725MHz

WIFI 802.11ac VHT80 (Band Edge @ 3m)

WIFI Ant. 0+1	Note	Frequency (MHz)	Level (dBμV/m)	Over Limit (dB)	Limit Line (dBμV/m)	Read Level (dBμV)	Antenna Factor (dB/m)	Path Loss (dB)	Preamp Factor (dB)	Ant Pos (cm)	Table Pos (deg)	Peak Avg. (P/A)	Pol. (H/V)
802.11ac VHT80 CH 106 5530MHz		5458	62.95	-11.05	74	54.42	31.73	10.23	33.43	200	216	P	H
		5462.08	65.67	-2.53	68.2	57.11	31.75	10.24	33.43	200	216	P	H
		5459.68	53.24	-0.76	54	44.7	31.74	10.23	33.43	200	216	A	H
	*	5530	107.65	-	-	98.91	31.84	10.33	33.43	200	216	P	H
	*	5530	99.85	-	-	91.11	31.84	10.33	33.43	200	216	A	H
		5758.07	52.14	-16.06	68.2	42.97	32.12	10.52	33.47	200	216	P	H
		5456.08	59.63	-14.37	74	51.11	31.72	10.23	33.43	217	90	P	V
		5467.12	62.45	-5.75	68.2	53.87	31.77	10.24	33.43	217	90	P	V
		5458.48	50.95	-3.05	54	42.42	31.73	10.23	33.43	217	90	A	V
	*	5530	102.86	-	-	94.12	31.84	10.33	33.43	217	90	P	V
	*	5530	95.41	-	-	86.67	31.84	10.33	33.43	217	90	A	V
		5725.94	50.14	-18.06	68.2	41.05	32.05	10.5	33.46	217	90	P	V
802.11ac VHT80 CH 122 5610MHz		5424.64	52.23	-21.77	74	43.89	31.6	10.18	33.44	278	149	P	H
		5469.52	50.55	-17.65	68.2	41.95	31.78	10.25	33.43	278	149	P	H
		5459.2	43.27	-10.73	54	34.73	31.74	10.23	33.43	278	149	A	H
	*	5610	107.35	-	-	98.58	31.78	10.44	33.45	278	149	P	H
	*	5610	100.24	-	-	91.47	31.78	10.44	33.45	278	149	A	H
		5735.705	55.23	-12.97	68.2	46.12	32.07	10.5	33.46	278	149	P	H
		5382.16	50.41	-23.59	74	42.29	31.43	10.13	33.44	273	91	P	V
		5465.92	49.86	-18.34	68.2	41.29	31.76	10.24	33.43	273	91	P	V
		5459.68	42.16	-11.84	54	33.62	31.74	10.23	33.43	273	91	A	V
	*	5610	104.28	-	-	95.51	31.78	10.44	33.45	273	91	P	V
	*	5610	97.15	-	-	88.38	31.78	10.44	33.45	273	91	A	V
		5760.275	54.73	-13.47	68.2	45.56	32.12	10.52	33.47	273	91	P	V
Remark	1. No other spurious found. 2. All results are PASS against Peak and Average limit line.												

Band 3 5470~5725MHz

WIFI 802.11ac VHT80 (Harmonic @ 3m)

WIFI Ant. 0+1	Note	Frequency (MHz)	Level (dBμV/m)	Over Limit (dB)	Limit Line (dBμV/m)	Read Level (dBμV)	Antenna Factor (dB/m)	Path Loss (dB)	Preamp Factor (dB)	Ant Pos (cm)	Table Pos (deg)	Peak Avg. (P/A)	Pol. (H/V)
802.11ac		11060	47.03	-26.97	74	47.77	39.96	15.78	56.48	100	0	P	H
VHT80		16590	46.62	-21.58	68.2	42.7	39.4	20.29	55.77	100	0	P	H
CH 106		11060	46.92	-27.08	74	47.66	39.96	15.78	56.48	100	0	P	V
5530MHz		16590	48.34	-19.86	68.2	44.42	39.4	20.29	55.77	100	0	P	V
802.11ac		11220	46.33	-27.67	74	47.29	39.5	15.95	56.41	100	0	P	H
VHT80		16830	49.87	-18.33	68.2	44.74	40.52	20.57	55.96	100	0	P	H
CH 122		11220	45.65	-28.35	74	46.61	39.5	15.95	56.41	100	0	P	V
5610MHz		16830	48.72	-19.48	68.2	43.59	40.52	20.57	55.96	100	0	P	V
Remark	1. No other spurious found. 2. All results are PASS against Peak and Average limit line.												

Band 3 - Straddle Channel

WIFI 802.11ac VHT20 (Band Edge @ 3m)

WIFI Ant. 0+1	Note	Frequency (MHz)	Level (dBμV/m)	Over Limit (dB)	Limit Line (dBμV/m)	Read Level (dBμV)	Antenna Factor (dB/m)	Path Loss (dB)	Preamp Factor (dB)	Ant Pos (cm)	Table Pos (deg)	Peak Avg. (P/A)	Pol. (H/V)
802.11ac VHT20 CH 144 5720MHz		5443.6	50.9	-23.1	74	42.46	31.67	10.21	33.44	206	196	P	H
		5468.95	51.11	-17.09	68.2	42.51	31.78	10.25	33.43	206	196	P	H
		5459.59	42.38	-11.62	54	33.84	31.74	10.23	33.43	206	196	A	H
	*	5720	114.05	-	-	104.97	32.04	10.5	33.46	206	196	P	H
	*	5720	106.81	-	-	97.73	32.04	10.5	33.46	206	196	A	H
		5915	52.21	-15.99	68.2	42.6	32.46	10.64	33.49	206	196	P	H
		5445.55	50.37	-23.63	74	41.92	31.68	10.21	33.44	242	88	P	V
		5464.27	48.7	-19.5	68.2	40.13	31.76	10.24	33.43	242	88	P	V
		5455.3	41.89	-12.11	54	33.37	31.72	10.23	33.43	242	88	A	V
	*	5720	110.7	-	-	101.62	32.04	10.5	33.46	242	88	P	V
	*	5720	103.35	-	-	94.27	32.04	10.5	33.46	242	88	A	V
		5937.25	51.43	-16.77	68.2	41.71	32.55	10.66	33.49	242	88	P	V
Remark	1. No other spurious found. 2. All results are PASS against Peak and Average limit line.												

Band 3 - Straddle Channel

WIFI 802.11ac VHT20 (Harmonic @ 3m)

WIFI Ant. 0+1	Note	Frequency (MHz)	Level (dBμV/m)	Over Limit (dB)	Limit Line (dBμV/m)	Read Level (dBμV)	Antenna Factor (dB/m)	Path Loss (dB)	Preamp Factor (dB)	Ant Pos (cm)	Table Pos (deg)	Peak Avg. (P/A)	Pol. (H/V)
802.11ac VHT20 CH 144 5720MHz		11440	48.84	-25.16	74	49.32	39.68	16.16	56.32	100	0	P	H
		17160	48.76	-19.44	68.2	43.76	40.56	20.86	56.42	100	0	P	H
		11440	48.46	-25.54	74	48.94	39.68	16.16	56.32	100	0	P	V
		17160	49.48	-18.72	68.2	44.48	40.56	20.86	56.42	100	0	P	V
Remark	1. No other spurious found. 2. All results are PASS against Peak and Average limit line.												

Band 3 - Straddle Channel

WIFI 802.11ac VHT40 (Band Edge @ 3m)

WIFI Ant. 0+1	Note	Frequency (MHz)	Level (dBμV/m)	Over Limit (dB)	Limit Line (dBμV/m)	Read Level (dBμV)	Antenna Factor (dB/m)	Path Loss (dB)	Preamp Factor (dB)	Ant Pos (cm)	Table Pos (deg)	Peak Avg. (P/A)	Pol. (H/V)
802.11ac VHT40 CH 142 5710MHz		5352.73	50.69	-23.31	74	42.73	31.31	10.09	33.44	318	149	P	H
		5466.22	49.82	-18.38	68.2	41.25	31.76	10.24	33.43	318	149	P	H
		5453.74	42.29	-11.71	54	33.78	31.71	10.23	33.43	318	149	A	H
	*	5710	111.61	-	-	102.56	32.02	10.49	33.46	318	149	P	H
	*	5710	104.48	-	-	95.43	32.02	10.49	33.46	318	149	A	H
		5872.75	52.42	-15.78	68.2	42.94	32.35	10.61	33.48	318	149	P	H
		5450.23	50.92	-23.08	74	42.43	31.7	10.22	33.43	238	87	P	V
		5462.32	49.29	-18.91	68.2	40.73	31.75	10.24	33.43	238	87	P	V
		5451.79	41.9	-12.1	54	33.4	31.71	10.22	33.43	238	87	A	V
	*	5710	107.77	-	-	98.72	32.02	10.49	33.46	238	87	P	V
	*	5710	100.31	-	-	91.26	32.02	10.49	33.46	238	87	A	V
		5887.5	53.38	-14.82	68.2	43.86	32.38	10.62	33.48	238	87	P	V
Remark	1. No other spurious found. 2. All results are PASS against Peak and Average limit line.												

Band 3 - Straddle Channel

WIFI 802.11ac VHT40 (Harmonic @ 3m)

WIFI Ant. 0+1	Note	Frequency (MHz)	Level (dBμV/m)	Over Limit (dB)	Limit Line (dBμV/m)	Read Level (dBμV)	Antenna Factor (dB/m)	Path Loss (dB)	Preamp Factor (dB)	Ant Pos (cm)	Table Pos (deg)	Peak Avg. (P/A)	Pol. (H/V)
802.11ac VHT40 CH 142 5710MHz		11420	46.72	-27.28	74	47.27	39.64	16.14	56.33	100	0	P	H
		17130	49.5	-18.7	68.2	44.48	40.53	20.85	56.36	100	0	P	H
		11420	47.01	-26.99	74	47.56	39.64	16.14	56.33	100	0	P	V
		17130	48.58	-19.62	68.2	43.56	40.53	20.85	56.36	100	0	P	V
Remark	1. No other spurious found. 2. All results are PASS against Peak and Average limit line.												

Band 3 - Straddle Channel

WIFI 802.11ac VHT80 (Band Edge @ 3m)

WIFI Ant. 0+1	Note	Frequency (MHz)	Level (dBμV/m)	Over Limit (dB)	Limit Line (dBμV/m)	Read Level (dBμV)	Antenna Factor (dB/m)	Path Loss (dB)	Preamp Factor (dB)	Ant Pos (cm)	Table Pos (deg)	Peak Avg. (P/A)	Pol. (H/V)
802.11ac VHT80 CH 138 5690MHz		5367.16	50.46	-23.54	74	42.42	31.37	10.11	33.44	204	200	P	H
		5460.76	50.45	-17.75	68.2	41.9	31.74	10.24	33.43	204	200	P	H
		5458.81	42.22	-11.78	54	33.68	31.74	10.23	33.43	204	200	A	H
	*	5690	107.86	-	-	98.9	31.94	10.48	33.46	204	200	P	H
	*	5690	100.55	-	-	91.59	31.94	10.48	33.46	204	200	A	H
		5892.25	52.76	-15.44	68.2	43.24	32.38	10.62	33.48	204	200	P	H
		5457.64	49.88	-24.12	74	41.35	31.73	10.23	33.43	213	273	P	V
		5469.73	50.21	-17.99	68.2	41.61	31.78	10.25	33.43	213	273	P	V
		5458.81	41.86	-12.14	54	33.32	31.74	10.23	33.43	213	273	A	V
	*	5690	104	-	-	95.04	31.94	10.48	33.46	213	273	P	V
	*	5690	96.36	-	-	87.4	31.94	10.48	33.46	213	273	A	V
		5860	52.21	-15.99	68.2	42.78	32.32	10.59	33.48	213	273	P	V
Remark	1. No other spurious found. 2. All results are PASS against Peak and Average limit line.												

Band 3 - Straddle Channel

WIFI 802.11ac VHT80 (Harmonic @ 3m)

WIFI Ant. 0+1	Note	Frequency (MHz)	Level (dBμV/m)	Over Limit (dB)	Limit Line (dBμV/m)	Read Level (dBμV)	Antenna Factor (dB/m)	Path Loss (dB)	Preamp Factor (dB)	Ant Pos (cm)	Table Pos (deg)	Peak Avg. (P/A)	Pol. (H/V)
802.11ac VHT80 CH 138 5690MHz		11380	46.58	-27.42	74	47.24	39.58	16.11	56.35	100	0	P	H
		17070	49.16	-19.04	68.2	44.1	40.5	20.8	56.24	100	0	P	H
		11380	47	-27	74	47.66	39.58	16.11	56.35	100	0	P	V
		17070	49.29	-18.91	68.2	44.23	40.5	20.8	56.24	100	0	P	V
Remark	1. No other spurious found. 2. All results are PASS against Peak and Average limit line.												

Emission below 1GHz

WIFI 802.11ac VHT20 (LF @ 3m)

WIFI Ant. 0+1	Note	Frequency (MHz)	Level (dBμV/m)	Over Limit (dB)	Limit Line (dBμV/m)	Read Level (dBμV)	Antenna Factor (dB/m)	Path Loss (dB)	Preamp Factor (dB)	Ant Pos (cm)	Table Pos (deg)	Peak Avg. (P/A)	Pol. (H/V)
802.11ac VHT20 LF		46.49	31.62	-8.38	40	45.07	16.01	0.97	30.43	-	-	P	H
		166.77	36.98	-6.52	43.5	49.54	15.94	1.86	30.36	100	0	P	H
		232.73	38.23	-7.77	46	50.02	16.4	2.07	30.26	-	-	P	H
		804.06	34.23	-11.77	46	31.46	28.06	3.99	29.28	-	-	P	H
		877.78	34.82	-11.18	46	30.67	29.13	4.19	29.17	-	-	P	H
		897.18	39.45	-6.55	46	35.33	29.01	4.25	29.14	-	-	P	H
		34.85	33.12	-6.88	40	40.51	22.04	0.83	30.26	100	0	P	V
		94.02	31.09	-12.41	43.5	44.9	15.21	1.41	30.43	-	-	P	V
		134.76	32.92	-10.58	43.5	44.34	17.38	1.59	30.39	-	-	P	V
		714.82	33.19	-12.81	46	31.97	26.97	3.74	29.49	-	-	P	V
		839.95	34.18	-11.82	46	30.45	28.89	4.07	29.23	-	-	P	V
		897.18	39.06	-6.94	46	34.94	29.01	4.25	29.14	-	-	P	V
Remark	1. No other spurious found. 2. All results are PASS against limit line.												

Note symbol

*	**Fundamental Frequency** which can be ignored. However, the level of any unwanted emissions shall not exceed the level of the fundamental frequency.
!	Test result is **over limit** line.
P/A	**P**eak or **A**verage
H/V	**H**orizontal or **V**ertical

A calculation example for radiated spurious emission is shown as below:

WIFI	Note	Frequency	Level	Over	Limit	Read	Antenna	Path	Preamp	Ant	Table	Peak	Pol.
Ant.				Limit	Line	Level	Factor	Loss	Factor	Pos	Pos	Avg.	
0+1		(MHz)	(dBμV/m)	(dB)	(dBμV/m)	(dBμV)	(dB/m)	(dB)	(dB)	(cm)	(deg)	(P/A)	(H/V)
802.11b CH 01 2412MHz		2390	55.45	-18.55	74	54.51	32.22	4.58	35.86	103	308	P	H
		2390	43.54	-10.46	54	42.6	32.22	4.58	35.86	103	308	A	H

1. Path Loss(dB) = Cable loss(dB) + Filter loss(dB) + Attenuator loss(dB)
2. Level(dBμV/m) = Antenna Factor(dB/m) + Path Loss(dB) + Read Level(dBμV) - Preamp Factor(dB)
3. Over Limit(dB) = Level(dBμV/m) – Limit Line(dBμV/m)

For Peak Limit @ 2390MHz:

1. Level(dBμV/m)

= Antenna Factor(dB/m) + Path Loss(dB) + Read Level(dBμV) - Preamp Factor(dB)

= 32.22(dB/m) + 4.58(dB) + 54.51(dBμV) – 35.86 (dB)

= 55.45 (dBμV/m)

2. Over Limit(dB)

= Level(dBμV/m) – Limit Line(dBμV/m)

= 55.45(dBμV/m) – 74(dBμV/m)

= -18.55(dB)

For Average Limit @ 2390MHz:

1. Level(dBμV/m)

= Antenna Factor(dB/m) + Path Loss(dB) + Read Level(dBμV) - Preamp Factor(dB)

= 32.22(dB/m) + 4.58(dB) + 42.6(dBμV) – 35.86 (dB)

= 43.54 (dBμV/m)

2. Over Limit(dB) = Level(dBμV/m) – Limit Line(dBμV/m)

= 43.54(dBμV/m) – 54(dBμV/m)

= -10.46(dB)

Both peak and average measured complies with the limit line, so test result is "PASS".

Appendix D. Radiated Spurious Emission

Test Engineer :	Jacky Hung, Lance Chiang, and Chuan Chu	**Temperature :**	21~24°C
		Relative Humidity :	56~68%

Note symbol

-L	**Low channel location**
-R	**High channel location**

TEL : 886-3-327-3456
FAX : 886-3-328-4978

<CDD Mode>

Band 1 - 5150~5250MHz

WIFI 802.11a (Band Edge @ 3m)

WIFI	Band 1 5150~5250MHz Band Edge @ 3m	
ANT	802.11a CH36 5180MHz	
0	Horizontal	Fundamental
Peak	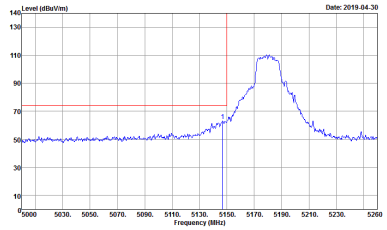 Site : 03CH12-HY Condition : PEAK_BE_74 3m HORN_9120D_1328 HORIZONTAL : RBW:1000.000KHz VBW:3000.000KHz SWT:Auto Detector : Peak Project : 8O0521-02 Mode : 1 Setting : 19	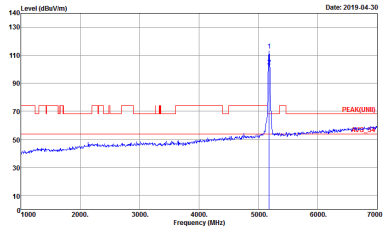 Site : 03CH12-HY Condition : PEAK(UNII) 3m HORN_9120D_1328 HORIZONTAL : RBW:1000.000KHz VBW:3000.000KHz SWT:Auto Detector : Peak Project : 8O0521-02 Mode : 1 Setting : 19
Avg.	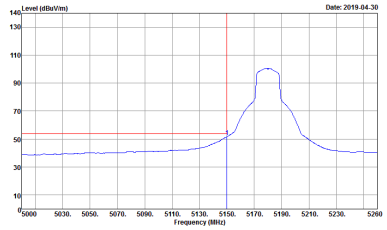 Site : 03CH12-HY Condition : AVG_BE_54 3m HORN_9120D_1328 HORIZONTAL : RBW:1000.000KHz VBW:0.010KHz SWT:Auto Detector : Peak Project : 8O0521-02 Mode : 1 Setting : 19	Left blank

TEL : 886-3-327-3456
FAX : 886-3-328-4978

WIFI	Band 1 5150~5250MHz Band Edge @ 3m	
ANT	802.11a CH36 5180MHz	
0	Vertical	Fundamental
Peak	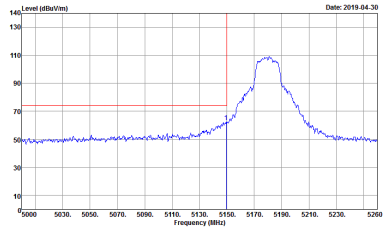 Site : 03CH12-HV Condition : PEAK_BE_74 3m HORN_9120D_1328 VERTICAL : RBW:1000.000KHz VBW:3000.000KHz SWT:Auto Detector : Peak Project : 8O0521-02 Mode : 1 Setting : 19	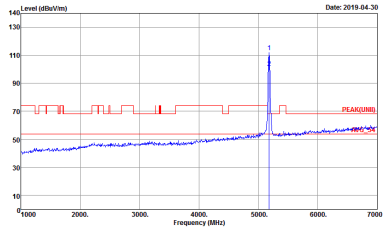 Site : 03CH12-HV Condition : PEAK(UNII) 3m HORN_9120D_1328 VERTICAL : RBW:1000.000KHz VBW:3000.000KHz SWT:Auto Detector : Peak Project : 8O0521-02 Mode : 1 Setting : 19
Avg.	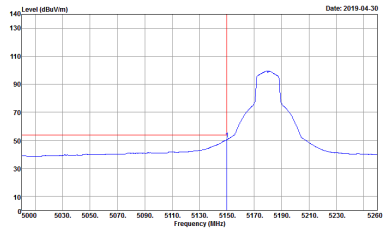 Site : 03CH12-HV Condition : AV6_BE_54 3m HORN_9120D_1328 VERTICAL : RBW:1000.000KHz VBW:0.010KHz SWT:Auto Detector : Peak Project : 8O0521-02 Mode : 1 Setting : 19	Left blank

TEL : 886-3-327-3456
FAX : 886-3-328-4978

WIFI	Band 1 5150~5250MHz Band Edge @ 3m	
ANT	802.11a CH44 5220MHz - L	
0	Horizontal	Fundamental
Peak	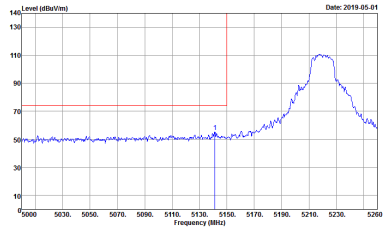 Site : 03CH12-HY Condition : PEAK_BE_74 3m HORN_9120D_1328 HORIZONTAL : RBW:1000.000KHz VBW:3000.000KHz SWT:Auto Detector : Peak Project : 8O0521-02 Mode : 2 Setting : 19	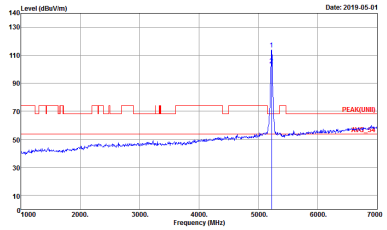 Site : 03CH12-HY Condition : PEAK(UNII) 3m HORN_9120D_1328 HORIZONTAL : RBW:1000.000KHz VBW:3000.000KHz SWT:Auto Detector : Peak Project : 8O0521-02 Mode : 2 Setting : 19
Avg.	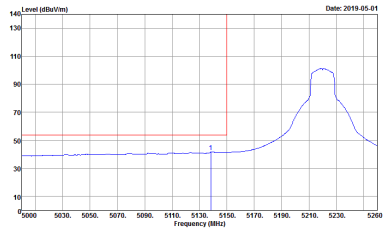 Site : 03CH12-HY Condition : AV6_BE_54 3m HORN_9120D_1328 HORIZONTAL : RBW:1000.000KHz VBW:0.010KHz SWT:Auto Detector : Peak Project : 8O0521-02 Mode : 2 Setting : 19	Left blank

TEL : 886-3-327-3456
FAX : 886-3-328-4978

WIFI	Band 1 5150~5250MHz Band Edge @ 3m	
ANT	802.11a CH44 5220MHz - R	
0	Horizontal	Fundamental
Peak	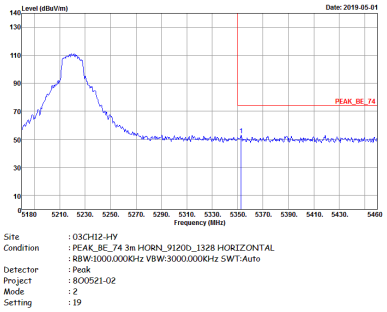	Left blank
Avg.	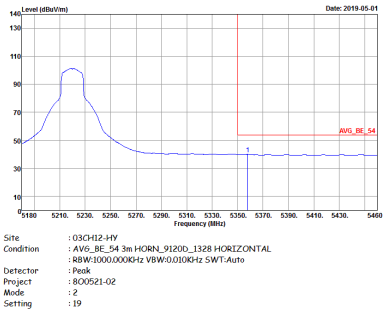	Left blank

TEL : 886-3-327-3456
FAX : 886-3-328-4978

WIFI	Band 1 5150~5250MHz Band Edge @ 3m	
ANT	802.11a CH44 5220MHz - L	
0	Vertical	Fundamental
Peak	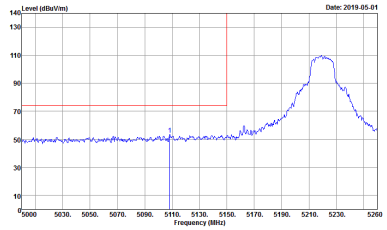 Site : 03CH12-HV Condition : PEAK_BE_74 3m HORN_9120D_1328 VERTICAL : RBW:1000.000KHz VBW:3000.000KHz SWT:Auto Detector : Peak Project : 8O0521-02 Mode : 2 Setting : 19	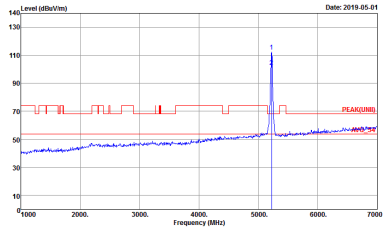 Site : 03CH12-HV Condition : PEAK(UNII) 3m HORN_9120D_1328 VERTICAL : RBW:1000.000KHz VBW:3000.000KHz SWT:Auto Detector : Peak Project : 8O0521-02 Mode : 2 Setting : 19
Avg.	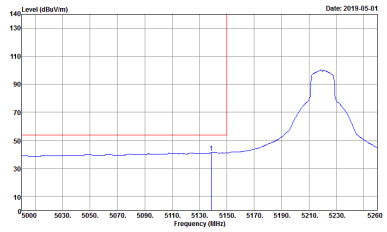 Site : 03CH12-HV Condition : AV6_BE_54 3m HORN_9120D_1328 VERTICAL : RBW:1000.000KHz VBW:0.010KHz SWT:Auto Detector : Peak Project : 8O0521-02 Mode : 2 Setting : 19	Left blank

TEL : 886-3-327-3456
FAX : 886-3-328-4978

WIFI	Band 1 5150~5250MHz Band Edge @ 3m	
ANT	802.11a CH44 5220MHz - R	
0	Vertical	Fundamental
Peak	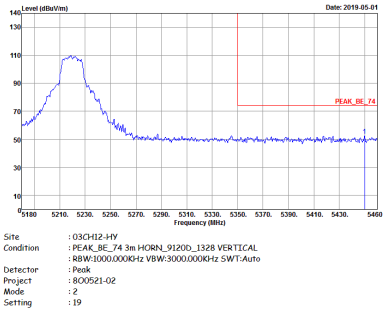	Left blank
Avg.	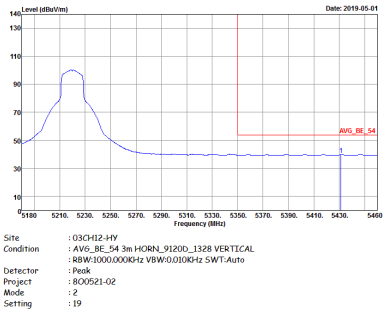	Left blank

TEL : 886-3-327-3456
FAX : 886-3-328-4978

WIFI	Band 1 5150~5250MHz Band Edge @ 3m	
ANT	802.11a CH48 5240MHz - L	
0	Horizontal	Fundamental
Peak	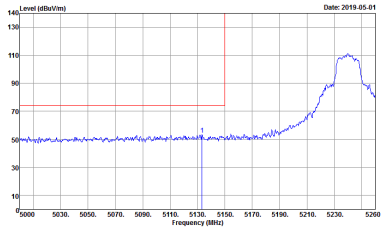 Site : 03CH12-HV Condition : PEAK_BE_74 3m HORN_9120D_1328 HORIZONTAL : RBW:1000.000KHz VBW:3000.000KHz SWT:Auto Detector : Peak Project : 8O0521-02 Mode : 3 Setting : 19	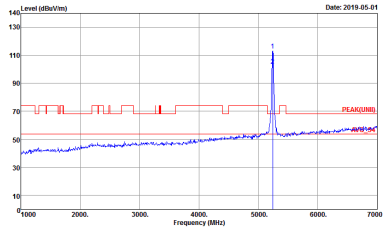 Site : 03CH12-HV Condition : PEAK(UNII) 3m HORN_9120D_1328 HORIZONTAL : RBW:1000.000KHz VBW:3000.000KHz SWT:Auto Detector : Peak Project : 8O0521-02 Mode : 3 Setting : 19
Avg.	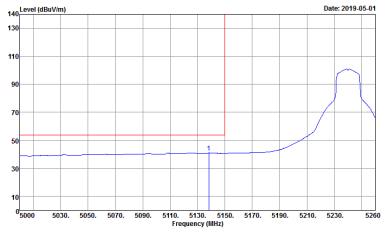 Site : 03CH12-HV Condition : AV6_BE_54 3m HORN_9120D_1328 HORIZONTAL : RBW:1000.000KHz VBW:0.010KHz SWT:Auto Detector : Peak Project : 8O0521-02 Mode : 3 Setting : 19	Left blank

TEL : 886-3-327-3456
FAX : 886-3-328-4978

WIFI	Band 1 5150~5250MHz Band Edge @ 3m	
ANT	802.11a CH48 5240MHz - R	
0	Horizontal	Fundamental
Peak	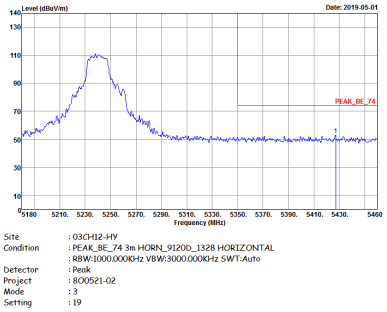	Left blank
Avg.	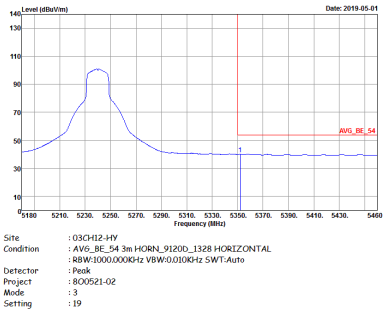	Left blank

TEL : 886-3-327-3456
FAX : 886-3-328-4978

WIFI	Band 1 5150~5250MHz Band Edge @ 3m	
ANT	802.11a CH48 5240MHz - L	
0	Vertical	Fundamental
Peak	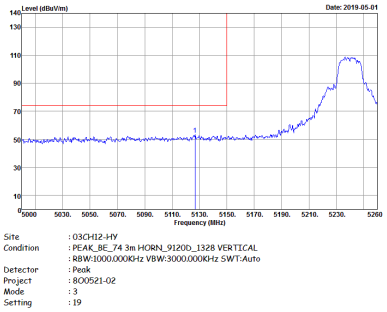	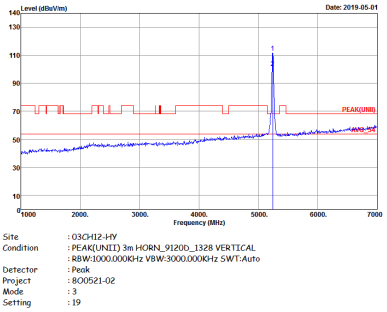
Avg.	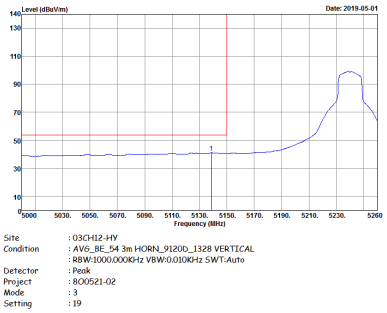	Left blank

TEL : 886-3-327-3456
FAX : 886-3-328-4978

WIFI	Band 1 5150~5250MHz Band Edge @ 3m	
ANT	802.11a CH48 5240MHz - R	
0	Vertical	Fundamental
Peak	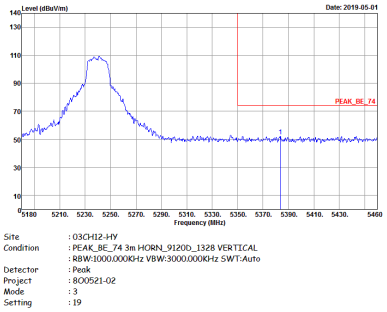	Left blank
Avg.	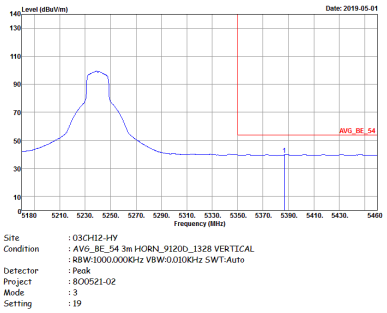	Left blank

TEL : 886-3-327-3456
FAX : 886-3-328-4978

Band 1 5150~5250MHz

WIFI 802.11n HT20 (Band Edge @ 3m)

WIFI	Band 1 5150~5250MHz Band Edge @ 3m	
ANT	802.11n HT20 CH36 5180MHz	
0	Horizontal	Fundamental
Peak	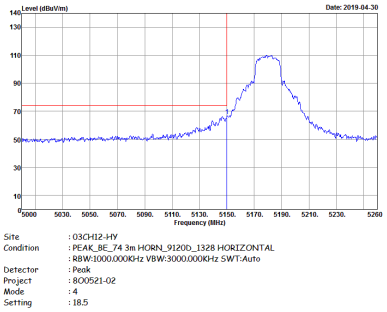	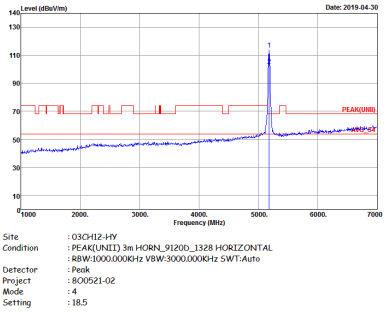
Avg.	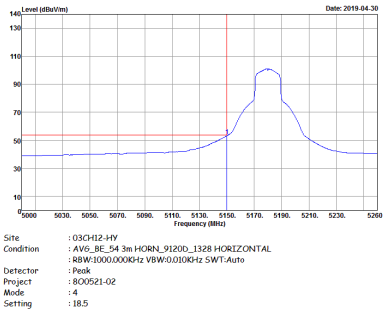	Left blank

TEL : 886-3-327-3456
FAX : 886-3-328-4978

WIFI	Band 1 5150~5250MHz Band Edge @ 3m	
ANT	802.11n HT20 CH36 5180MHz	
0	Vertical	Fundamental
Peak	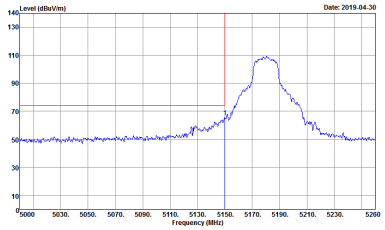 Site : 03CH12-HV Condition : PEAK_BE_74 3m HORN_9120D_1328 VERTICAL : RBW:1000.000KHz VBW:3000.000KHz SWT:Auto Detector : Peak Project : 8O0521-02 Mode : 4 Setting : 18.5	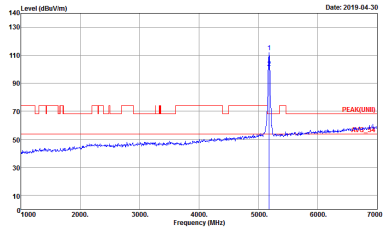 Site : 03CH12-HV Condition : PEAK(UNII) 3m HORN_9120D_1328 VERTICAL : RBW:1000.000KHz VBW:3000.000KHz SWT:Auto Detector : Peak Project : 8O0521-02 Mode : 4 Setting : 18.5
Avg.	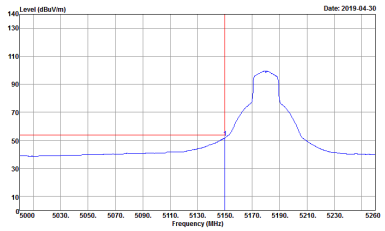 Site : 03CH12-HV Condition : AV6_BE_54 3m HORN_9120D_1328 VERTICAL : RBW:1000.000KHz VBW:0.010KHz SWT:Auto Detector : Peak Project : 8O0521-02 Mode : 4 Setting : 18.5	Left blank

TEL : 886-3-327-3456
FAX : 886-3-328-4978

WIFI	Band 1 5150~5250MHz Band Edge @ 3m	
ANT	802.11n HT20 CH44 5220MHz - L	
0	Horizontal	Fundamental
Peak	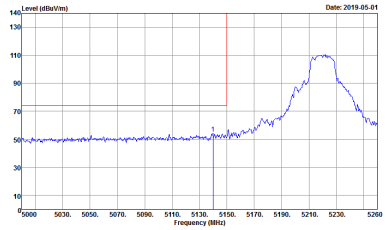 Site : 03CH12-HV Condition : PEAK_BE_74 3m HORN_9120D_1328 HORIZONTAL : RBW:1000.000KHz VBW:3000.000KHz SWT:Auto Detector : Peak Project : 8O0521-02 Mode : 5 Setting : 19	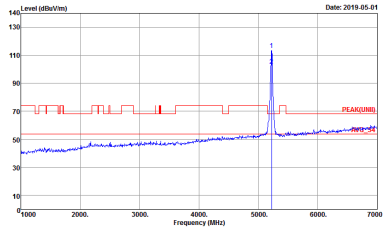 Site : 03CH12-HV Condition : PEAK(UNII) 3m HORN_9120D_1328 HORIZONTAL : RBW:1000.000KHz VBW:3000.000KHz SWT:Auto Detector : Peak Project : 8O0521-02 Mode : 5 Setting : 19
Avg.	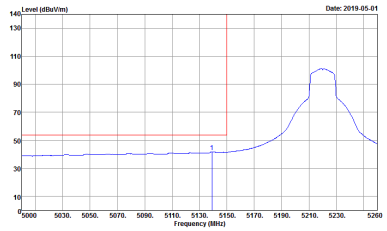 Site : 03CH12-HV Condition : AV6_BE_54 3m HORN_9120D_1328 HORIZONTAL : RBW:1000.000KHz VBW:0.010KHz SWT:Auto Detector : Peak Project : 8O0521-02 Mode : 5 Setting : 19	Left blank

TEL : 886-3-327-3456
FAX : 886-3-328-4978

WIFI	Band 1 5150~5250MHz Band Edge @ 3m	
ANT	802.11n HT20 CH44 5220MHz - R	
0	Horizontal	Fundamental
Peak	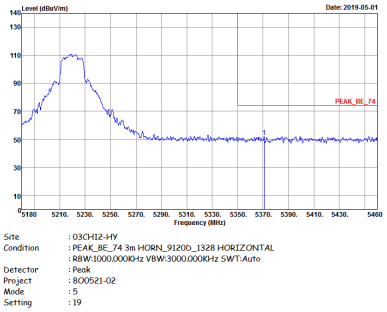	Left blank
Avg.	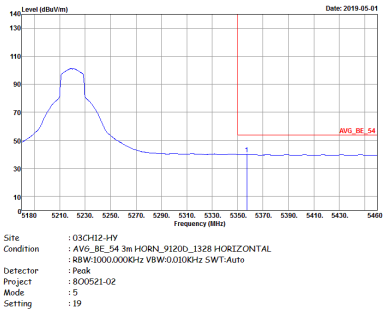	Left blank

TEL : 886-3-327-3456
FAX : 886-3-328-4978

WIFI	Band 1 5150~5250MHz Band Edge @ 3m	
ANT	802.11n HT20 CH44 5220MHz - L	
0	Vertical	Fundamental
Peak	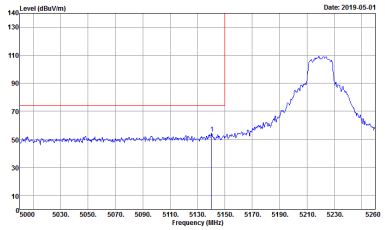 Site : 03CH12-HV Condition : PEAK_BE_74 3m HORN_9120D_1328 VERTICAL : RBW:1000.000KHz VBW:3000.000KHz SWT:Auto Detector : Peak Project : 8O0521-02 Mode : 5 Setting : 19	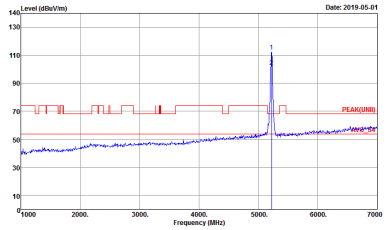 Site : 03CH12-HV Condition : PEAK(UNII) 3m HORN_9120D_1328 VERTICAL : RBW:1000.000KHz VBW:3000.000KHz SWT:Auto Detector : Peak Project : 8O0521-02 Mode : 5 Setting : 19
Avg.	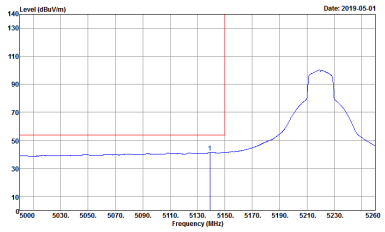 Site : 03CH12-HV Condition : AV6_BE_54 3m HORN_9120D_1328 VERTICAL : RBW:1000.000KHz VBW:0.010KHz SWT:Auto Detector : Peak Project : 8O0521-02 Mode : 5 Setting : 19	Left blank

TEL : 886-3-327-3456
FAX : 886-3-328-4978

WIFI	Band 1 5150~5250MHz Band Edge @ 3m	
ANT	802.11n HT20 CH44 5220MHz - R	
0	Vertical	Fundamental
Peak	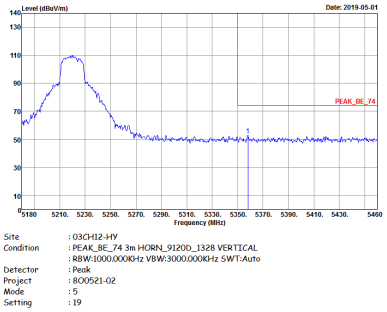	Left blank
Avg.	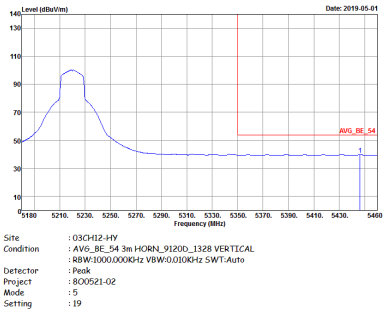	Left blank

TEL : 886-3-327-3456
FAX : 886-3-328-4978

WIFI	Band 1 5150~5250MHz Band Edge @ 3m	
ANT	802.11n HT20 CH48 5240MHz - L	
0	Horizontal	Fundamental
Peak	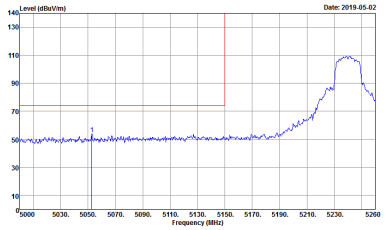 Site : 03CH12-HV Condition : PEAK_BE_74 3m HORN_9120D_1328 HORIZONTAL : RBW:1000.000KHz VBW:3000.000KHz SWT:Auto Detector : Peak Project : 8O0521-02 Mode : 6 Setting : 19	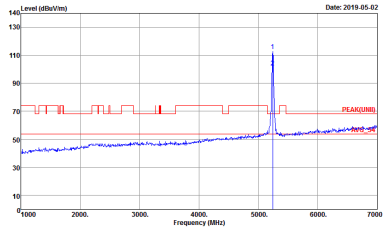 Site : 03CH12-HV Condition : PEAK(UNII) 3m HORN_9120D_1328 HORIZONTAL : RBW:1000.000KHz VBW:3000.000KHz SWT:Auto Detector : Peak Project : 8O0521-02 Mode : 6 Setting : 19
Avg.	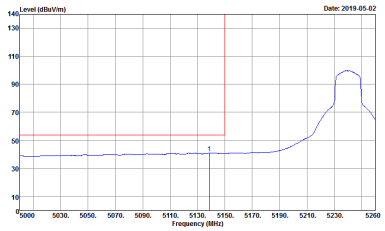 Site : 03CH12-HV Condition : AV6_BE_54 3m HORN_9120D_1328 HORIZONTAL : RBW:1000.000KHz VBW:0.010KHz SWT:Auto Detector : Peak Project : 8O0521-02 Mode : 6 Setting : 19	Left blank

TEL : 886-3-327-3456
FAX : 886-3-328-4978

WIFI	Band 1 5150~5250MHz Band Edge @ 3m	
ANT	802.11n HT20 CH48 5240MHz - R	
0	Horizontal	Fundamental
Peak	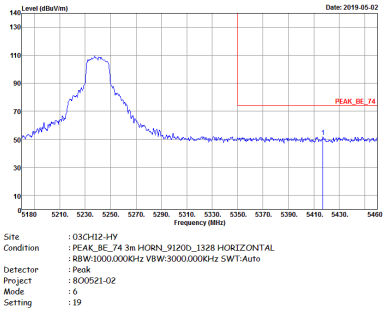	Left blank
Avg.	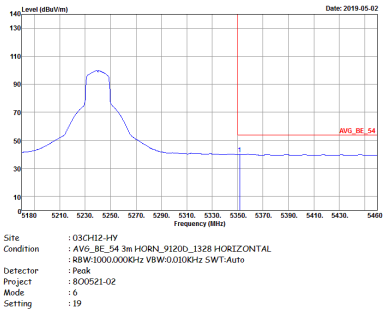	Left blank

TEL : 886-3-327-3456
FAX : 886-3-328-4978

WIFI	Band 1 5150~5250MHz Band Edge @ 3m	
ANT	802.11n HT20 CH48 5240MHz - L	
0	Vertical	Fundamental
Peak	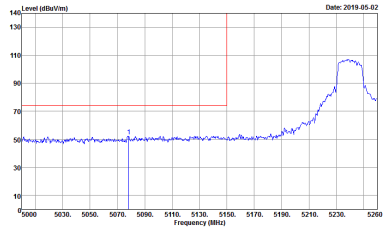 Site : 03CH12-HV Condition : PEAK_BE_74 3m HORN_9120D_1328 VERTICAL : RBW:1000.000KHz VBW:3000.000KHz SWT:Auto Detector : Peak Project : 8O0521-02 Mode : 6 Setting : 19	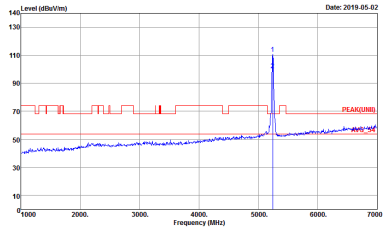 Site : 03CH12-HV Condition : PEAK(UNII) 3m HORN_9120D_1328 VERTICAL : RBW:1000.000KHz VBW:3000.000KHz SWT:Auto Detector : Peak Project : 8O0521-02 Mode : 6 Setting : 19
Avg.	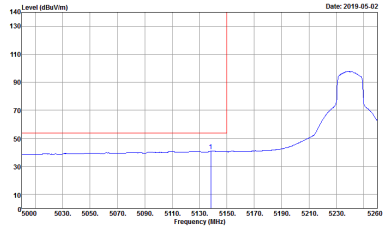 Site : 03CH12-HV Condition : AVG_BE_54 3m HORN_9120D_1328 VERTICAL : RBW:1000.000KHz VBW:0.010KHz SWT:Auto Detector : Peak Project : 8O0521-02 Mode : 6 Setting : 19	Left blank

TEL : 886-3-327-3456
FAX : 886-3-328-4978

WIFI	Band 1 5150~5250MHz Band Edge @ 3m	
ANT	802.11n HT20 CH48 5240MHz - R	
0	Vertical	Fundamental
Peak	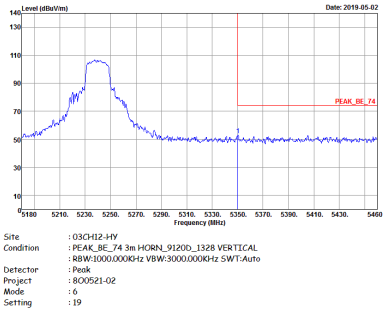	Left blank
Avg.	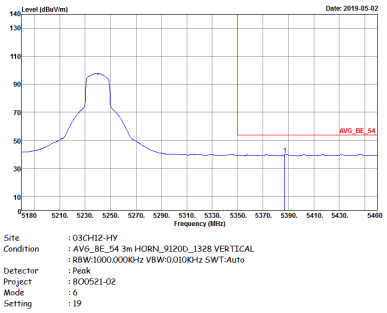	Left blank

TEL : 886-3-327-3456
FAX : 886-3-328-4978

Band 1 5150~5250MHz

WIFI 802.11n HT40 (Band Edge @ 3m)

WIFI	Band 1 5150~5250MHz Band Edge @ 3m	
ANT	802.11n HT40 CH38 5190MHz - L	
0	Horizontal	Fundamental
Peak	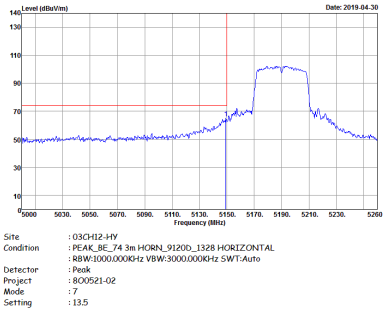	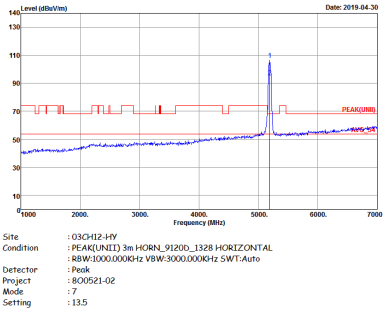
Avg.	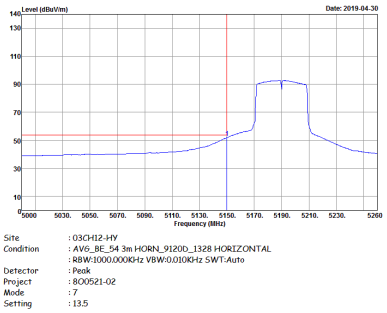	Left blank

TEL : 886-3-327-3456
FAX : 886-3-328-4978

WIFI	Band 1 5150~5250MHz Band Edge @ 3m	
ANT	802.11n HT40 CH38 5190MHz - R	
0	Horizontal	Fundamental
Peak	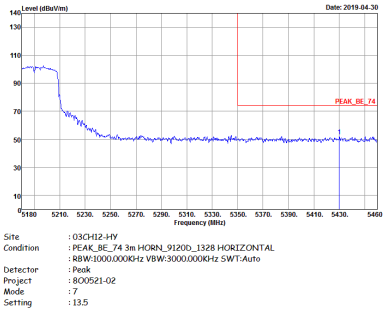	Left blank
Avg.	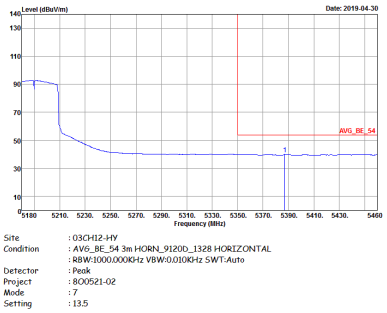	Left blank

TEL : 886-3-327-3456
FAX : 886-3-328-4978

WIFI	Band 1 5150~5250MHz Band Edge @ 3m	
ANT	802.11n HT40 CH38 5190MHz - L	
0	Vertical	Fundamental
Peak	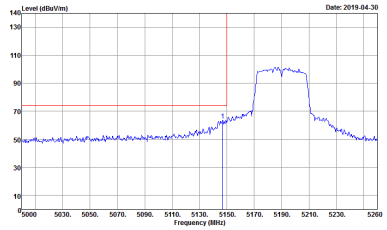 Site : 03CH12-HV Condition : PEAK_BE_74 3m HORN_9120D_1328 VERTICAL : RBW:1000.000KHz VBW:3000.000KHz SWT:Auto Detector : Peak Project : 8O0521-02 Mode : 7 Setting : 13.5	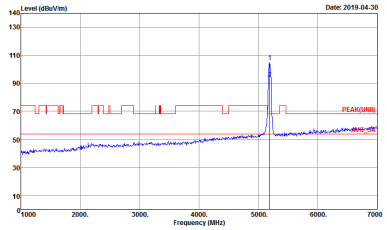 Site : 03CH12-HV Condition : PEAK(UNII) 3m HORN_9120D_1328 VERTICAL : RBW:1000.000KHz VBW:3000.000KHz SWT:Auto Detector : Peak Project : 8O0521-02 Mode : 7 Setting : 13.5
Avg.	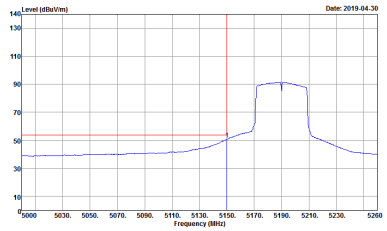 Site : 03CH12-HV Condition : AVG_BE_54 3m HORN_9120D_1328 VERTICAL : RBW:1000.000KHz VBW:0.010KHz SWT:Auto Detector : Peak Project : 8O0521-02 Mode : 7 Setting : 13.5	Left blank

TEL : 886-3-327-3456
FAX : 886-3-328-4978

WIFI	Band 1 5150~5250MHz Band Edge @ 3m	
ANT	802.11n HT40 CH38 5190MHz - R	
0	Vertical	Fundamental
Peak	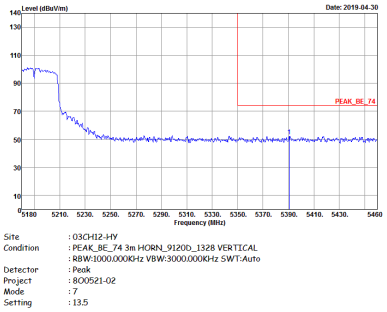	Left blank
Avg.	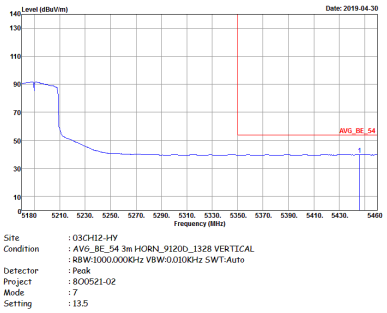	Left blank

TEL : 886-3-327-3456
FAX : 886-3-328-4978

WIFI	Band 1 5150~5250MHz Band Edge @ 3m	
ANT	802.11n HT40 CH46 5230MHz - L	
0	Horizontal	Fundamental
Peak	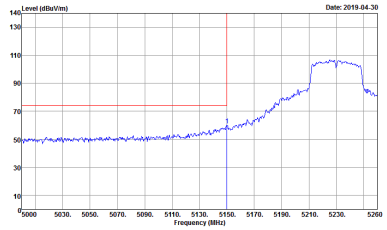 Site : 03CH12-HY Condition : PEAK_BE_74 3m HORN_9120D_1328 HORIZONTAL : RBW:1000.000KHz VBW:3000.000KHz SWT:Auto Detector : Peak Project : 8O0521-02 Mode : 8 Setting : 18	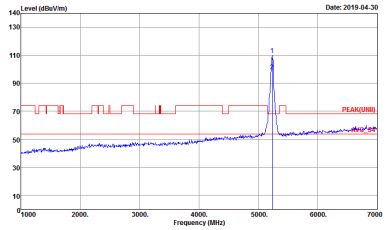 Site : 03CH12-HY Condition : PEAK(UNII) 3m HORN_9120D_1328 HORIZONTAL : RBW:1000.000KHz VBW:3000.000KHz SWT:Auto Detector : Peak Project : 8O0521-02 Mode : 8 Setting : 18
Avg.	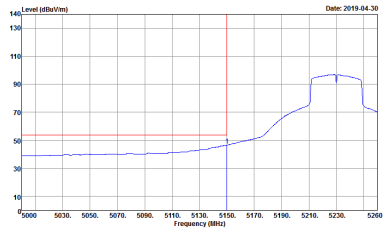 Site : 03CH12-HY Condition : AV6_BE_54 3m HORN_9120D_1328 HORIZONTAL : RBW:1000.000KHz VBW:0.010KHz SWT:Auto Detector : Peak Project : 8O0521-02 Mode : 8 Setting : 18	Left blank

TEL : 886-3-327-3456
FAX : 886-3-328-4978

WIFI	Band 1 5150~5250MHz Band Edge @ 3m	
ANT	802.11n HT40 CH46 5230MHz - R	
0	Horizontal	Fundamental
Peak	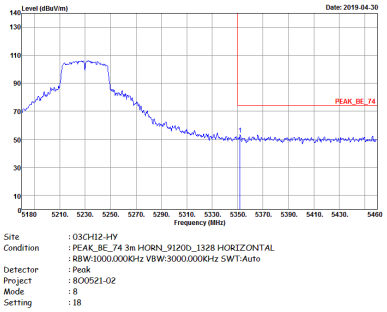	Left blank
Avg.	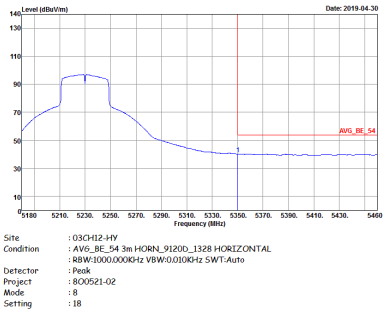	Left blank

TEL : 886-3-327-3456
FAX : 886-3-328-4978

WIFI	Band 1 5150~5250MHz Band Edge @ 3m	
ANT	802.11n HT40 CH46 5230MHz - L	
0	Vertical	Fundamental
Peak	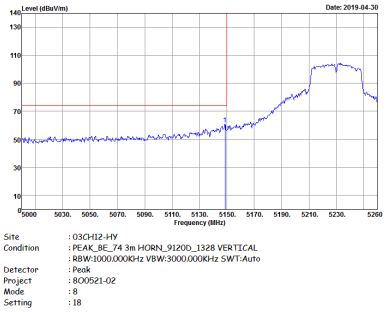	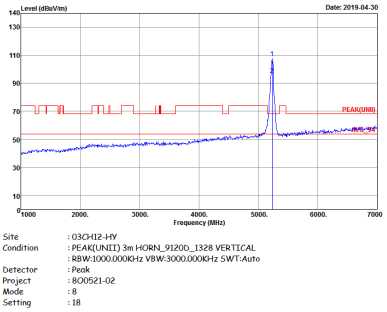
Avg.	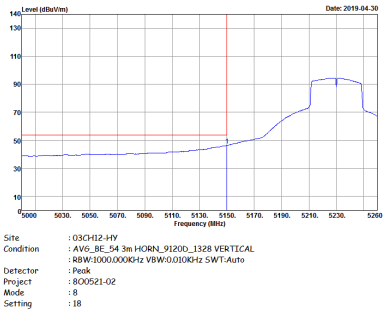	Left blank

TEL : 886-3-327-3456
FAX : 886-3-328-4978

WIFI	Band 1 5150~5250MHz Band Edge @ 3m	
ANT	802.11n HT40 CH46 5230MHz - R	
0	Vertical	Fundamental
Peak	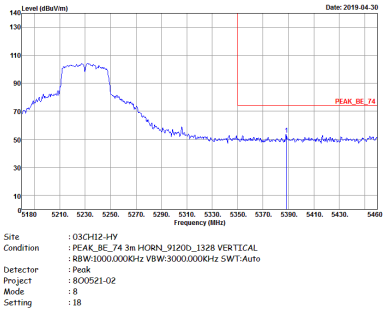	Left blank
Avg.	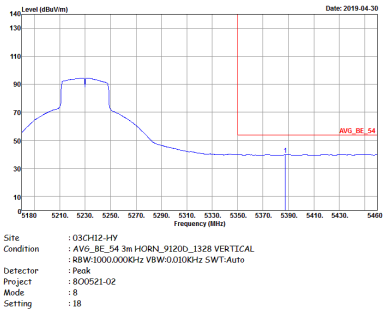	Left blank

TEL : 886-3-327-3456
FAX : 886-3-328-4978

Band 1 5150~5250MHz

WIFI 802.11ac VHT80 (Band Edge @ 3m)

WIFI	Band 1 5150~5250MHz Band Edge @ 3m	
ANT	802.11ac VHT80 CH42 5210MHz - L	
0	Horizontal	Fundamental
Peak	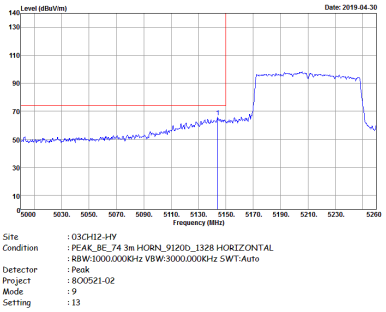	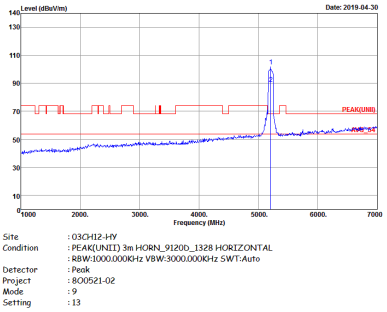
Avg.	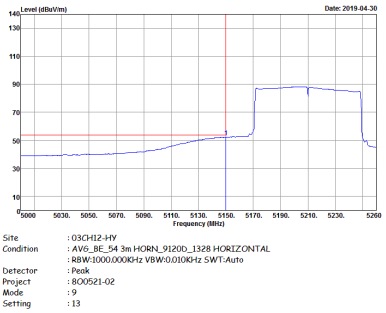	Left blank

TEL : 886-3-327-3456
FAX : 886-3-328-4978

WIFI	Band 1 5150~5250MHz Band Edge @ 3m	
ANT	802.11ac VHT80 CH42 5210MHz - R	
0	Horizontal	Fundamental
Peak	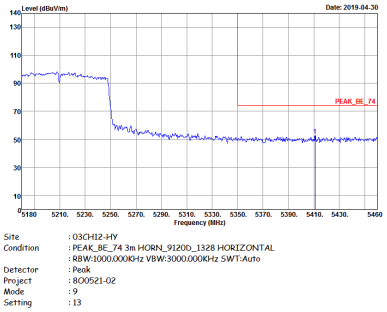	Left blank
Avg.	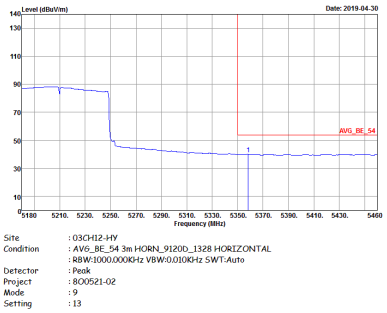	Left blank

TEL : 886-3-327-3456
FAX : 886-3-328-4978

WIFI	Band 1 5150~5250MHz Band Edge @ 3m	
ANT	802.11ac VHT80 CH42 5210MHz - L	
0	Vertical	Fundamental
Peak	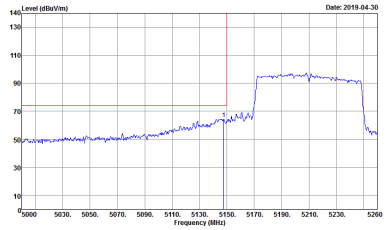 Site : 03CH12-HV Condition : PEAK_BE_74 3m HORN_9120D_1328 VERTICAL : RBW:1000.000KHz VBW:3000.000KHz SWT:Auto Detector : Peak Project : 8O0521-02 Mode : 9 Setting : 13	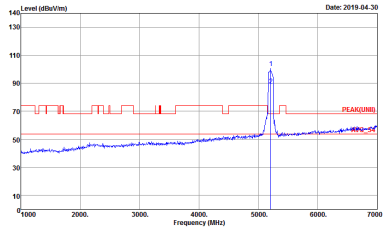 Site : 03CH12-HV Condition : PEAK(UNII) 3m HORN_9120D_1328 VERTICAL : RBW:1000.000KHz VBW:3000.000KHz SWT:Auto Detector : Peak Project : 8O0521-02 Mode : 9 Setting : 13
Avg.	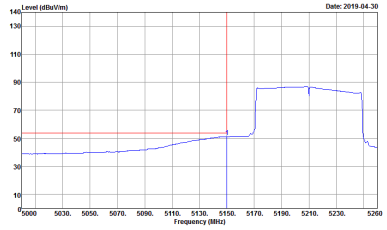 Site : 03CH12-HV Condition : AV6_BE_54 3m HORN_9120D_1328 VERTICAL : RBW:1000.000KHz VBW:0.010KHz SWT:Auto Detector : Peak Project : 8O0521-02 Mode : 9 Setting : 13	Left blank

TEL : 886-3-327-3456
FAX : 886-3-328-4978

WIFI	Band 1 5150~5250MHz Band Edge @ 3m	
ANT	802.11ac VHT80 CH42 5210MHz - R	
0	Vertical	Fundamental
Peak	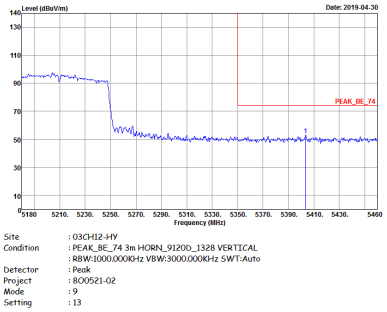	Left blank
Avg.	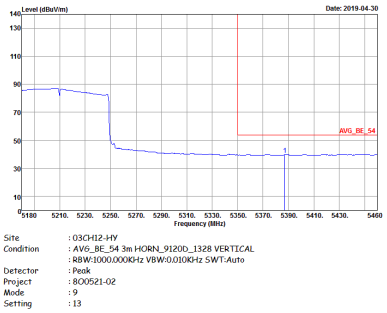	Left blank

TEL : 886-3-327-3456
FAX : 886-3-328-4978

Band 1 - 5150~5250MHz

WIFI 802.11a (Harmonic @ 3m)

WIFI	Band 1 5150~5250MHz Harmonic @ 3m	
ANT	802.11a CH36 5180MHz	
0	Horizontal	Vertical
Peak Avg.	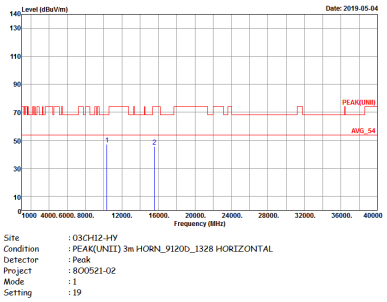	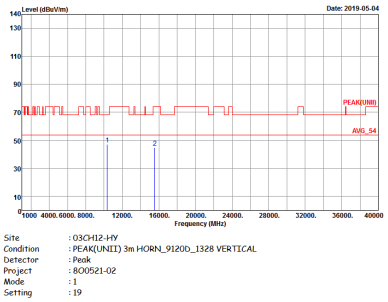

TEL : 886-3-327-3456
FAX : 886-3-328-4978

WIFI	Band 1 5150~5250MHz Harmonic @ 3m	
ANT	802.11a CH44 5220MHz	
0	Horizontal	Vertical
Peak Avg.	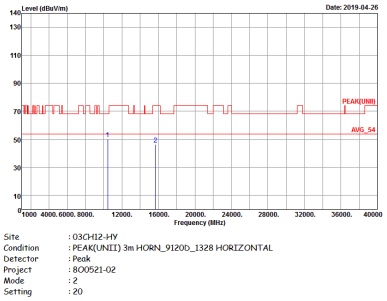 Site : 03CH12-HY Condition : PEAK(UNII) 3m HORN_9120D_1328 HORIZONTAL Detector : Peak Project : 8O0521-02 Mode : 2 Setting : 20	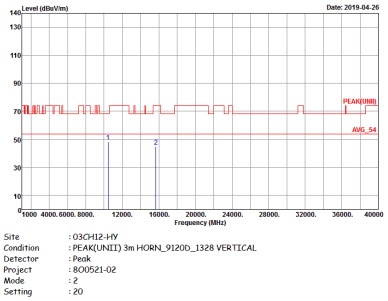 Site : 03CH12-HY Condition : PEAK(UNII) 3m HORN_9120D_1328 VERTICAL Detector : Peak Project : 8O0521-02 Mode : 2 Setting : 20

TEL : 886-3-327-3456
FAX : 886-3-328-4978

WIFI	Band 1 5150~5250MHz Harmonic @ 3m	
ANT	802.11a CH48 5240MHz	
0	Horizontal	Vertical
Peak Avg.	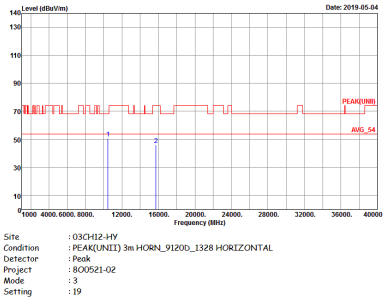	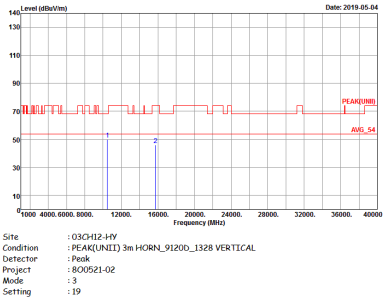

TEL : 886-3-327-3456
FAX : 886-3-328-4978

Band 1 5150~5250MHz

WIFI 802.11n HT20 (Harmonic @ 3m)

WIFI	Band 1 5150~5250MHz Harmonic @ 3m	
ANT	802.11n HT20 CH36 5180MHz	
0	Horizontal	Vertical
Peak Avg.	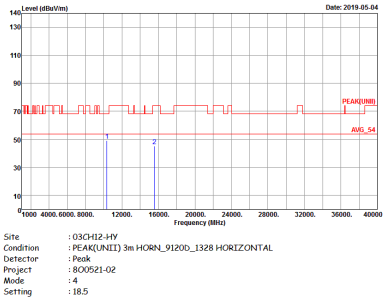	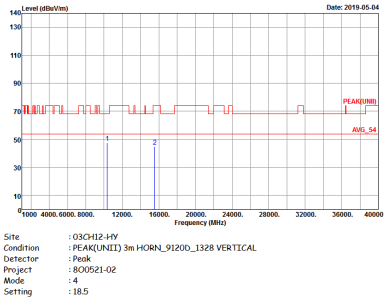

TEL : 886-3-327-3456
FAX : 886-3-328-4978

WIFI	Band 1 5150~5250MHz Harmonic @ 3m	
ANT	802.11n HT20 CH44 5220MHz	
0	Horizontal	Vertical
Peak Avg.	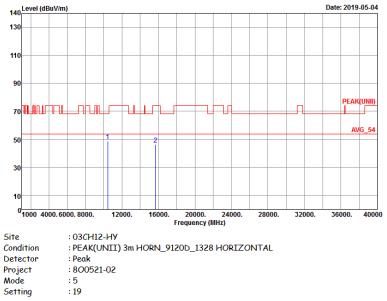 	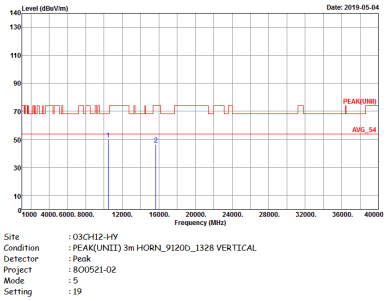

TEL : 886-3-327-3456
FAX : 886-3-328-4978

WIFI	Band 1 5150~5250MHz Harmonic @ 3m	
ANT	802.11n HT20 CH48 5240MHz	
0	Horizontal	Vertical
Peak Avg.	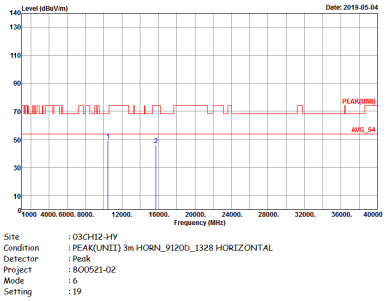 	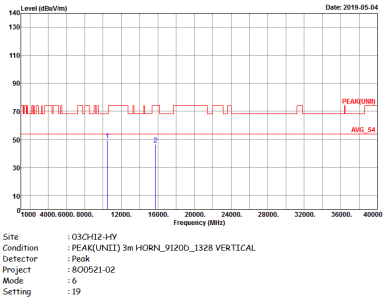

TEL : 886-3-327-3456
FAX : 886-3-328-4978

Band 1 5150~5250MHz

WIFI 802.11n HT40 (Harmonic @ 3m)

WIFI	Band 1 5150~5250MHz Harmonic @ 3m	
ANT	802.11n HT40 CH38 5190MHz	
0	Horizontal	Vertical
Peak Avg.	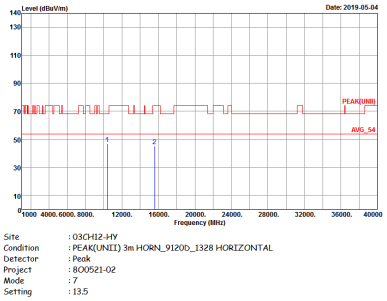	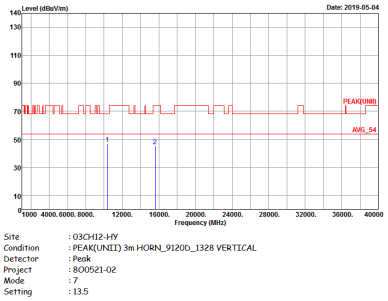

TEL : 886-3-327-3456
FAX : 886-3-328-4978

WIFI	Band 1 5150~5250MHz Harmonic @ 3m	
ANT	802.11n HT40 CH46 5230MHz	
0	Horizontal	Vertical
Peak Avg.	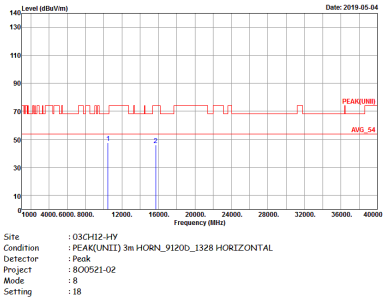	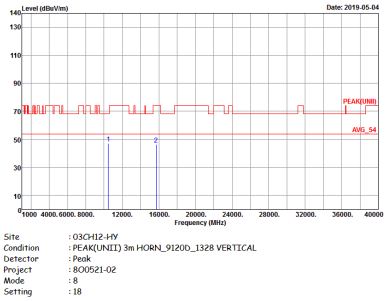

TEL : 886-3-327-3456
FAX : 886-3-328-4978

Band 1 5150~5250MHz

WIFI 802.11ac VHT80 (Harmonic @ 3m)

WIFI	Band 1 5150~5250MHz Harmonic @ 3m	
ANT	802.11ac VHT80 CH42 5210MHz	
0	Horizontal	Vertical
Peak Avg.	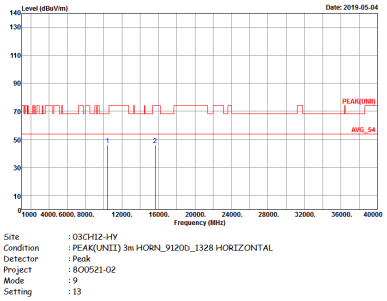	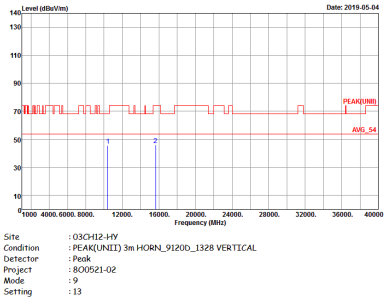

TEL : 886-3-327-3456
FAX : 886-3-328-4978

Band 2 - 5250~5350MHz

WIFI 802.11a (Band Edge @ 3m)

WIFI	Band 2 5250~5350MHz Band Edge @ 3m	
ANT	802.11a CH52 5260MHz - L	
0	Horizontal	Fundamental
Peak	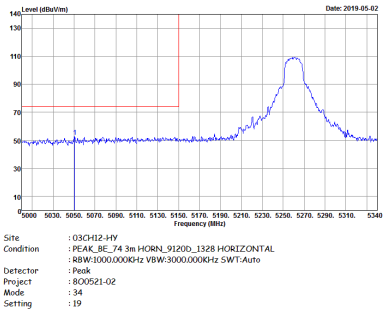	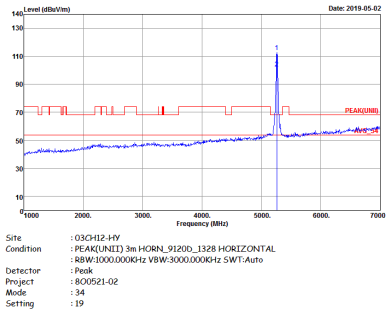
Avg.	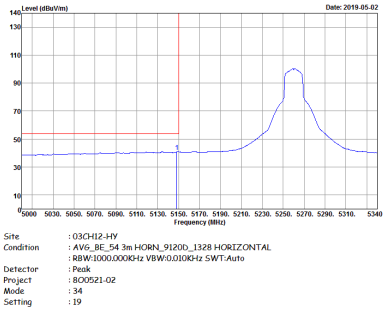	Left blank

TEL : 886-3-327-3456
FAX : 886-3-328-4978

WIFI	Band 2 5250~5350MHz Band Edge @ 3m	
ANT	802.11a CH52 5260MHz - R	
0	Horizontal	Fundamental
Peak	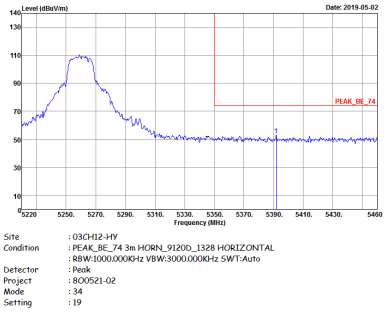	Left blank
Avg.	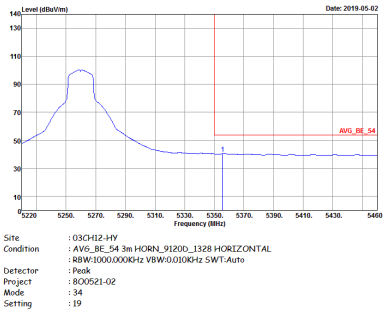	Left blank

TEL : 886-3-327-3456
FAX : 886-3-328-4978

WIFI	Band 2 5250~5350MHz Band Edge @ 3m	
ANT	802.11a CH52 5260MHz - L	
0	Vertical	Fundamental
Peak	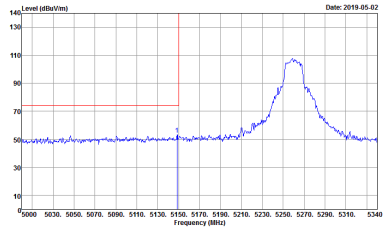 Site : 03CH12-HV Condition : PEAK_BE_74 3m HORN_9120D_1328 VERTICAL : RBW:1000.000KHz VBW:3000.000KHz SWT:Auto Detector : Peak Project : 8O0521-02 Mode : 34 Setting : 19	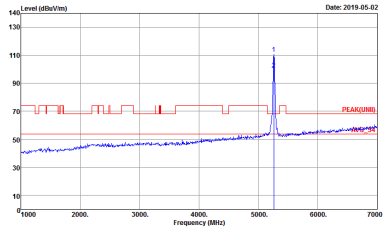 Site : 03CH12-HV Condition : PEAK(UNII) 3m HORN_9120D_1328 VERTICAL : RBW:1000.000KHz VBW:3000.000KHz SWT:Auto Detector : Peak Project : 8O0521-02 Mode : 34 Setting : 19
Avg.	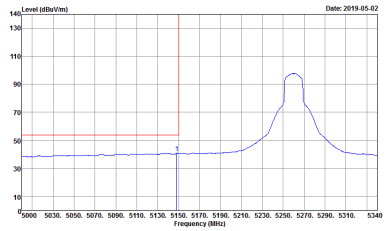 Site : 03CH12-HV Condition : AV6_BE_54 3m HORN_9120D_1328 VERTICAL : RBW:1000.000KHz VBW:0.010KHz SWT:Auto Detector : Peak Project : 8O0521-02 Mode : 34 Setting : 19	Left blank

TEL : 886-3-327-3456
FAX : 886-3-328-4978

WIFI	Band 2 5250~5350MHz Band Edge @ 3m	
ANT	802.11a CH52 5260MHz - R	
0	Vertical	Fundamental
Peak	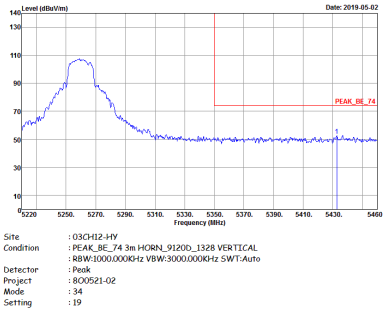	Left blank
Avg.	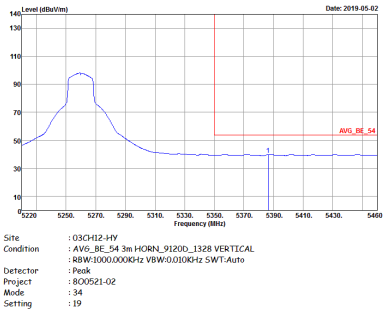	Left blank

TEL : 886-3-327-3456
FAX : 886-3-328-4978

WIFI	Band 2 5250~5350MHz Band Edge @ 3m	
ANT	802.11a CH60 5300MHz - L	
0	Horizontal	Fundamental
Peak	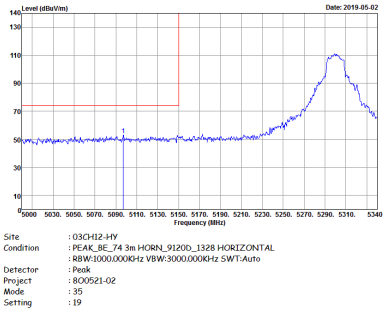	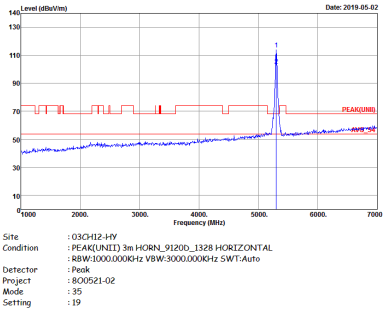
Avg.	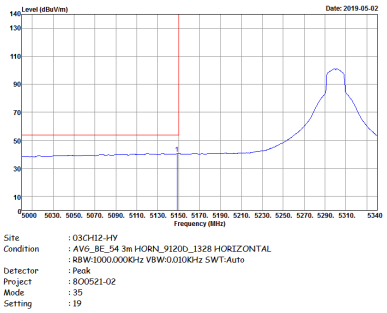	Left blank

TEL : 886-3-327-3456
FAX : 886-3-328-4978

WIFI	Band 2 5250~5350MHz Band Edge @ 3m	
ANT	802.11a CH60 5300MHz - R	
0	Horizontal	Fundamental
Peak	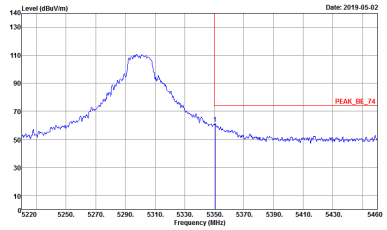 Site : 03CH12-HY Condition : PEAK_BE_74 3m HORN_9120D_1328 HORIZONTAL : RBW:1000.000KHz VBW:3000.000KHz SWT:Auto Detector : Peak Project : 8O0521-02 Mode : 35 Setting : 19	Left blank
Avg.	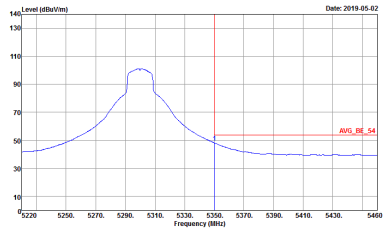 Site : 03CH12-HY Condition : AV6_BE_54 3m HORN_9120D_1328 HORIZONTAL : RBW:1000.000KHz VBW:0.010KHz SWT:Auto Detector : Peak Project : 8O0521-02 Mode : 35 Setting : 19	Left blank

TEL : 886-3-327-3456
FAX : 886-3-328-4978

WIFI	Band 2 5250~5350MHz Band Edge @ 3m	
ANT	802.11a CH60 5300MHz - L	
0	Vertical	Fundamental
Peak	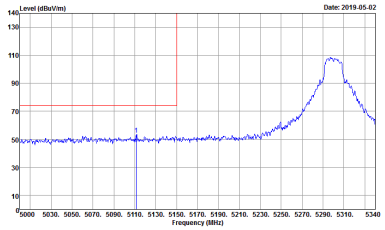 Site : 03CH12-HV Condition : PEAK_BE_74 3m HORN_9120D_1328 VERTICAL : RBW:1000.000KHz VBW:3000.000KHz SWT:Auto Detector : Peak Project : 8O0521-02 Mode : 35 Setting : 19	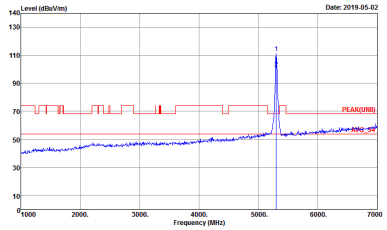 Site : 03CH12-HV Condition : PEAK(UNII) 3m HORN_9120D_1328 VERTICAL : RBW:1000.000KHz VBW:3000.000KHz SWT:Auto Detector : Peak Project : 8O0521-02 Mode : 35 Setting : 19
Avg.	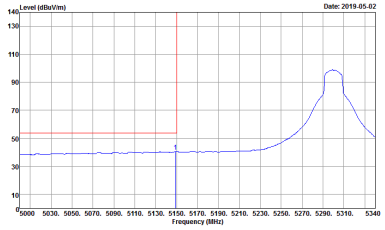 Site : 03CH12-HV Condition : AV6_BE_54 3m HORN_9120D_1328 VERTICAL : RBW:1000.000KHz VBW:0.010KHz SWT:Auto Detector : Peak Project : 8O0521-02 Mode : 35 Setting : 19	Left blank

TEL : 886-3-327-3456
FAX : 886-3-328-4978

WIFI	Band 2 5250~5350MHz Band Edge @ 3m	
ANT	802.11a CH60 5300MHz - R	
0	Vertical	Fundamental
Peak	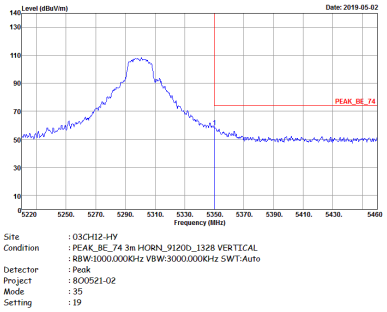	Left blank
Avg.	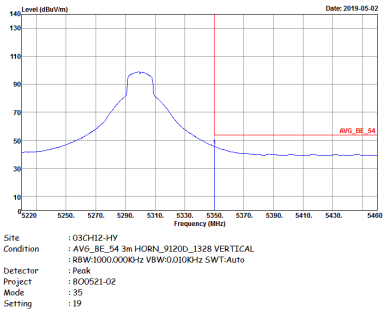	Left blank

TEL : 886-3-327-3456
FAX : 886-3-328-4978

WIFI	Band 2 5250~5350MHz Band Edge @ 3m	
ANT	802.11a CH64 5320MHz	
0	Horizontal	Fundamental
Peak	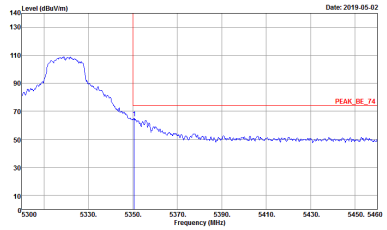 Site : 03CH12-HY Condition : PEAK_BE_74 3m HORN_9120D_1328 HORIZONTAL : RBW:1000.000KHz VBW:3000.000KHz SWT:Auto Detector : Peak Project : 8O0521-02 Mode : 36 Setting : 17.5	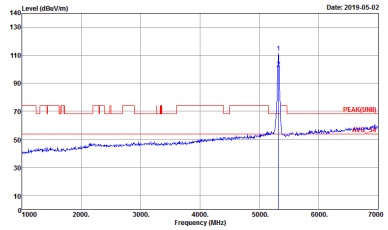 Site : 03CH12-HY Condition : PEAK(UNII) 3m HORN_9120D_1328 HORIZONTAL : RBW:1000.000KHz VBW:3000.000KHz SWT:Auto Detector : Peak Project : 8O0521-02 Mode : 36 Setting : 17.5
Avg.	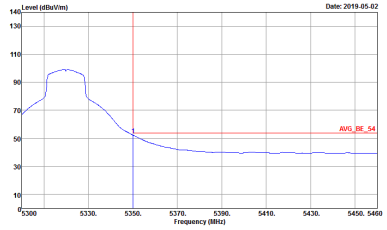 Site : 03CH12-HY Condition : AVG_BE_54 3m HORN_9120D_1328 HORIZONTAL : RBW:1000.000KHz VBW:0.010KHz SWT:Auto Detector : Peak Project : 8O0521-02 Mode : 36 Setting : 17.5	Left blank

TEL : 886-3-327-3456
FAX : 886-3-328-4978

WIFI	Band 2 5250~5350MHz Band Edge @ 3m	
ANT	802.11a CH64 5320MHz	
0	Vertical	Fundamental
Peak	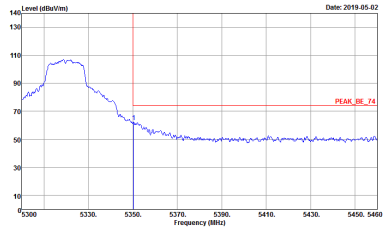 Site : 03CH12-HV Condition : PEAK_BE_74 3m HORN_9120D_1328 VERTICAL : RBW:1000.000KHz VBW:3000.000KHz SWT:Auto Detector : Peak Project : 8O0521-02 Mode : 36 Setting : 17.5	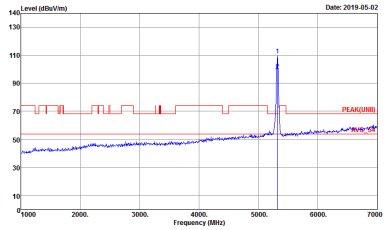 Site : 03CH12-HV Condition : PEAK(UNII) 3m HORN_9120D_1328 VERTICAL : RBW:1000.000KHz VBW:3000.000KHz SWT:Auto Detector : Peak Project : 8O0521-02 Mode : 36 Setting : 17.5
Avg.	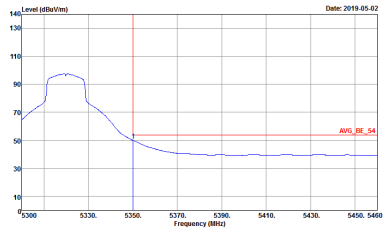 Site : 03CH12-HV Condition : AVG_BE_54 3m HORN_9120D_1328 VERTICAL : RBW:1000.000KHz VBW:0.010KHz SWT:Auto Detector : Peak Project : 8O0521-02 Mode : 36 Setting : 17.5	Left blank

TEL : 886-3-327-3456
FAX : 886-3-328-4978

Band 2 5250~5350MHz

WIFI 802.11n HT20 (Band Edge @ 3m)

WIFI	Band 2 5250~5350MHz Band Edge @ 3m	
ANT	802.11n HT20 CH52 5260MHz - L	
0	Horizontal	Fundamental
Peak	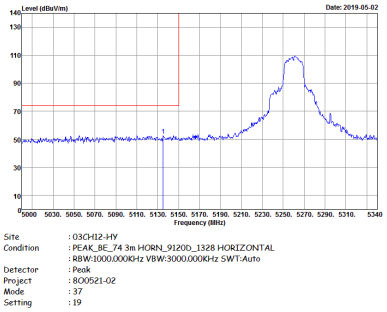	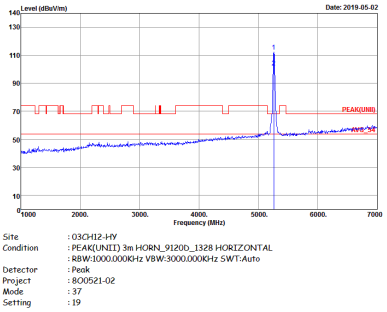
Avg.	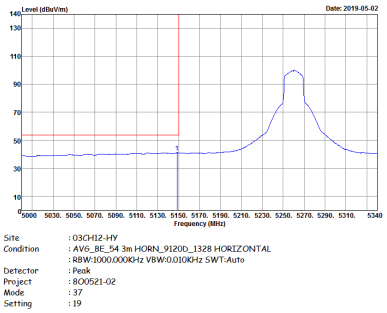	Left blank

TEL : 886-3-327-3456
FAX : 886-3-328-4978

WIFI	Band 2 5250~5350MHz Band Edge @ 3m	
ANT	802.11n HT20 CH52 5260MHz - R	
0	Horizontal	Fundamental
Peak	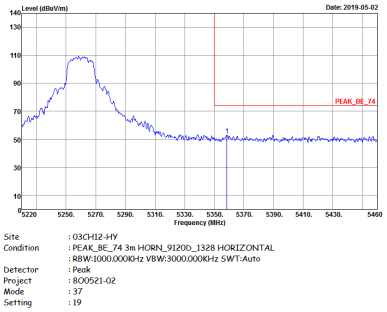	Left blank
Avg.	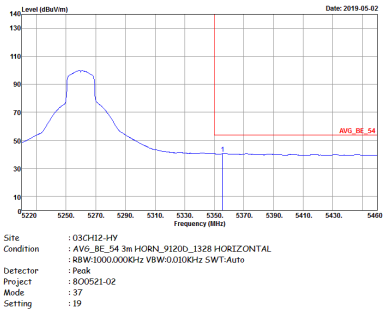	Left blank

TEL : 886-3-327-3456
FAX : 886-3-328-4978

WIFI	Band 2 5250~5350MHz Band Edge @ 3m	
ANT	802.11n HT20 CH52 5260MHz - L	
0	Vertical	Fundamental
Peak	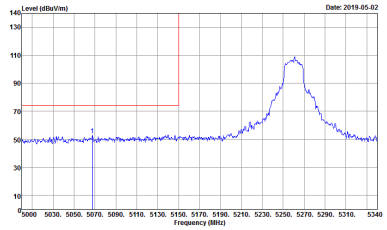 Site : 03CH12-HV Condition : PEAK_BE_74 3m HORN_9120D_1328 VERTICAL : RBW:1000.000KHz VBW:3000.000KHz SWT:Auto Detector : Peak Project : 8O0521-02 Mode : 37 Setting : 19	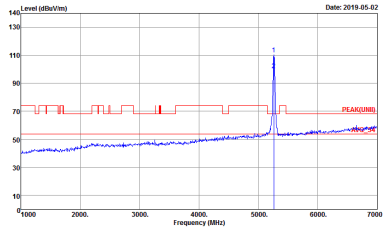 Site : 03CH12-HV Condition : PEAK(UNII) 3m HORN_9120D_1328 VERTICAL : RBW:1000.000KHz VBW:3000.000KHz SWT:Auto Detector : Peak Project : 8O0521-02 Mode : 37 Setting : 19
Avg.	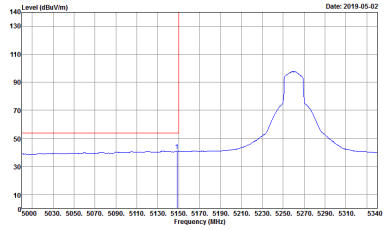 Site : 03CH12-HV Condition : AV6_BE_54 3m HORN_9120D_1328 VERTICAL : RBW:1000.000KHz VBW:0.010KHz SWT:Auto Detector : Peak Project : 8O0521-02 Mode : 37 Setting : 19	Left blank

TEL : 886-3-327-3456
FAX : 886-3-328-4978

WIFI	Band 2 5250~5350MHz Band Edge @ 3m	
ANT	802.11n HT20 CH52 5260MHz - R	
0	Vertical	Fundamental
Peak	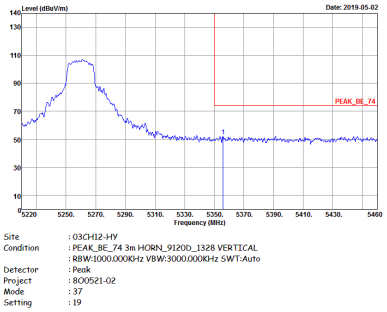	Left blank
Avg.	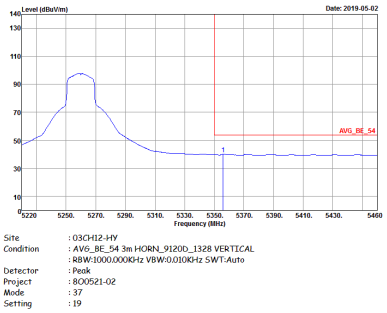	Left blank

TEL : 886-3-327-3456
FAX : 886-3-328-4978

WIFI	Band 2 5250~5350MHz Band Edge @ 3m	
ANT	802.11n HT20 CH60 5300MHz - L	
0	Horizontal	Fundamental
Peak	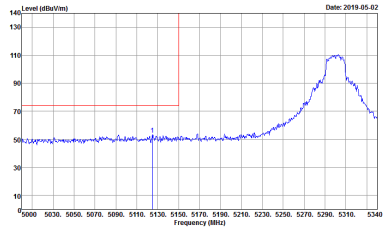 Site : 03CH12-HV Condition : PEAK_BE_74 3m HORN_9120D_1328 HORIZONTAL : RBW:1000.000KHz VBW:3000.000KHz SWT:Auto Detector : Peak Project : 8O0521-02 Mode : 38 Setting : 19	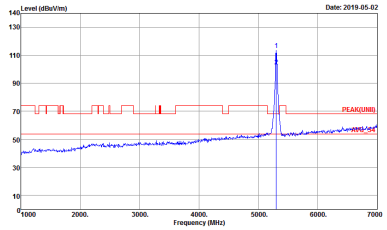 Site : 03CH12-HV Condition : PEAK(UNII) 3m HORN_9120D_1328 HORIZONTAL : RBW:1000.000KHz VBW:3000.000KHz SWT:Auto Detector : Peak Project : 8O0521-02 Mode : 38 Setting : 19
Avg.	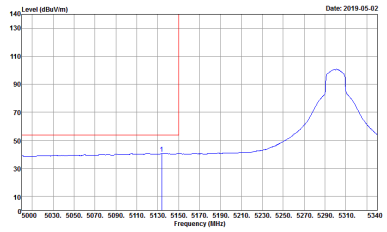 Site : 03CH12-HV Condition : AV6_BE_54 3m HORN_9120D_1328 HORIZONTAL : RBW:1000.000KHz VBW:0.010KHz SWT:Auto Detector : Peak Project : 8O0521-02 Mode : 38 Setting : 19	Left blank

TEL : 886-3-327-3456
FAX : 886-3-328-4978

WIFI	Band 2 5250~5350MHz Band Edge @ 3m	
ANT	802.11n HT20 CH60 5300MHz - R	
0	Horizontal	Vertical
Peak	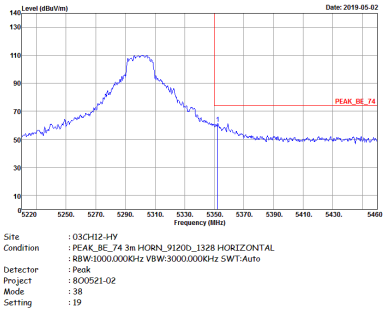	Left blank
Avg.	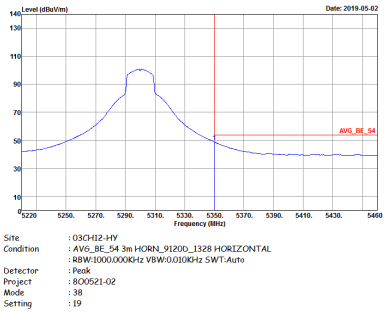	Left blank

TEL : 886-3-327-3456
FAX : 886-3-328-4978

WIFI	Band 2 5250~5350MHz Band Edge @ 3m	
ANT	802.11n HT20 CH60 5300MHz - L	
0	Vertical	Fundamental
Peak	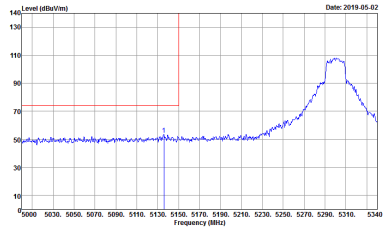 Site : 03CH12-HV Condition : PEAK_BE_74 3m HORN_9120D_1328 VERTICAL : RBW:1000.000KHz VBW:3000.000KHz SWT:Auto Detector : Peak Project : 8O0521-02 Mode : 38 Setting : 19	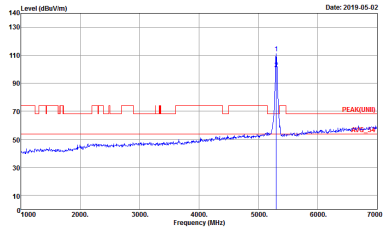 Site : 03CH12-HV Condition : PEAK(UNII) 3m HORN_9120D_1328 VERTICAL : RBW:1000.000KHz VBW:3000.000KHz SWT:Auto Detector : Peak Project : 8O0521-02 Mode : 38 Setting : 19
Avg.	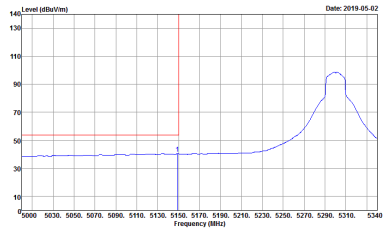 Site : 03CH12-HV Condition : AV6_BE_54 3m HORN_9120D_1328 VERTICAL : RBW:1000.000KHz VBW:0.010KHz SWT:Auto Detector : Peak Project : 8O0521-02 Mode : 38 Setting : 19	Left blank

TEL : 886-3-327-3456
FAX : 886-3-328-4978

WIFI	Band 2 5250~5350MHz Band Edge @ 3m	
ANT	802.11n HT20 CH60 5300MHz - R	
0	Vertical	Fundamental
Peak	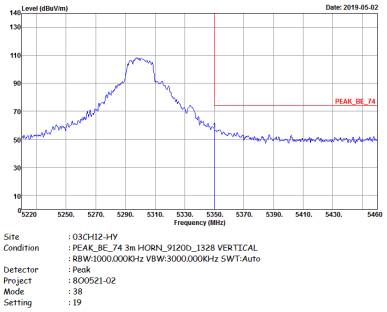	Left blank
Avg.	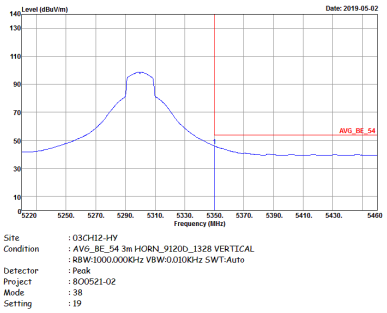	Left blank

TEL : 886-3-327-3456
FAX : 886-3-328-4978

WIFI	Band 2 5250~5350MHz Band Edge @ 3m	
ANT	802.11n HT20 CH64 5320MHz	
0	Horizontal	Fundamental
Peak	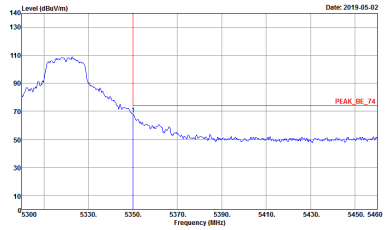 Site : 03CH12-HY Condition : PEAK_BE_74 3m HORN_9120D_1328 HORIZONTAL : RBW:1000.000KHz VBW:3000.000KHz SWT:Auto Detector : Peak Project : 8O0521-02 Mode : 39 Setting : 17.5	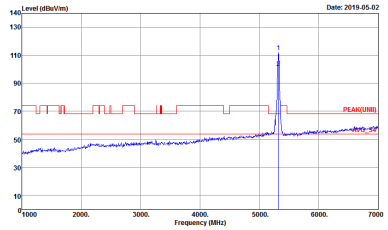 Site : 03CH12-HY Condition : PEAK(UNII) 3m HORN_9120D_1328 HORIZONTAL : RBW:1000.000KHz VBW:3000.000KHz SWT:Auto Detector : Peak Project : 8O0521-02 Mode : 39 Setting : 17.5
Avg.	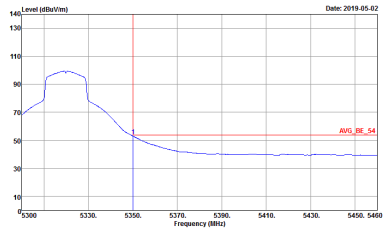 Site : 03CH12-HY Condition : AVG_BE_54 3m HORN_9120D_1328 HORIZONTAL : RBW:1000.000KHz VBW:0.010KHz SWT:Auto Detector : Peak Project : 8O0521-02 Mode : 39 Setting : 17.5	Left blank

TEL : 886-3-327-3456
FAX : 886-3-328-4978

WIFI	Band 2 5250~5350MHz Band Edge @ 3m	
ANT	802.11n HT20 CH64 5320MHz	
0	Vertical	Fundamental
Peak	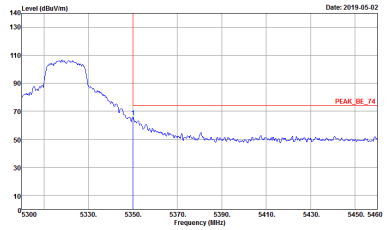 Site : 03CH12-HV Condition : PEAK_BE_74 3m HORN_9120D_1328 VERTICAL : RBW:1000.000KHz VBW:3000.000KHz SWT:Auto Detector : Peak Project : 8O0521-02 Mode : 39 Setting : 17.5	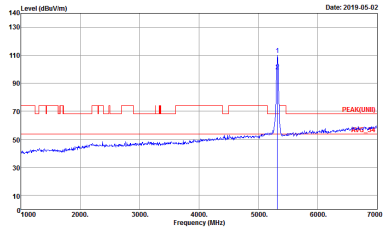 Site : 03CH12-HV Condition : PEAK(UNII) 3m HORN_9120D_1328 VERTICAL : RBW:1000.000KHz VBW:3000.000KHz SWT:Auto Detector : Peak Project : 8O0521-02 Mode : 39 Setting : 17.5
Avg.	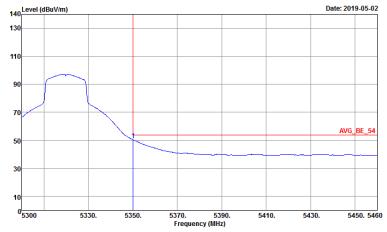 Site : 03CH12-HV Condition : AVG_BE_54 3m HORN_9120D_1328 VERTICAL : RBW:1000.000KHz VBW:0.010KHz SWT:Auto Detector : Peak Project : 8O0521-02 Mode : 39 Setting : 17.5	Left blank

TEL : 886-3-327-3456
FAX : 886-3-328-4978

Band 2 5250~5350MHz

WIFI 802.11n HT40 (Band Edge @ 3m)

WIFI	Band 2 5250~5350MHz Band Edge @ 3m	
ANT	802.11n HT40 CH54 5270MHz - L	
0	Horizontal	Fundamental
Peak	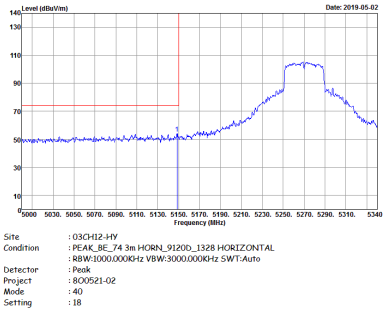	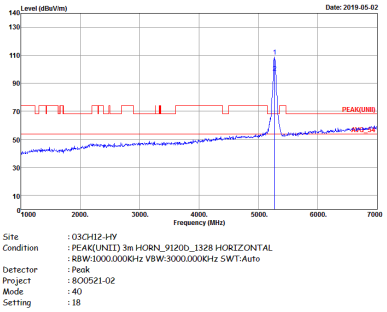
Avg.	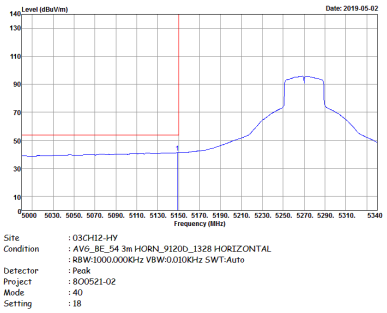	Left blank

TEL : 886-3-327-3456
FAX : 886-3-328-4978