HARMONICS AND SPURIOUS EMISSIONS

LOW CHANNEL RESULTS

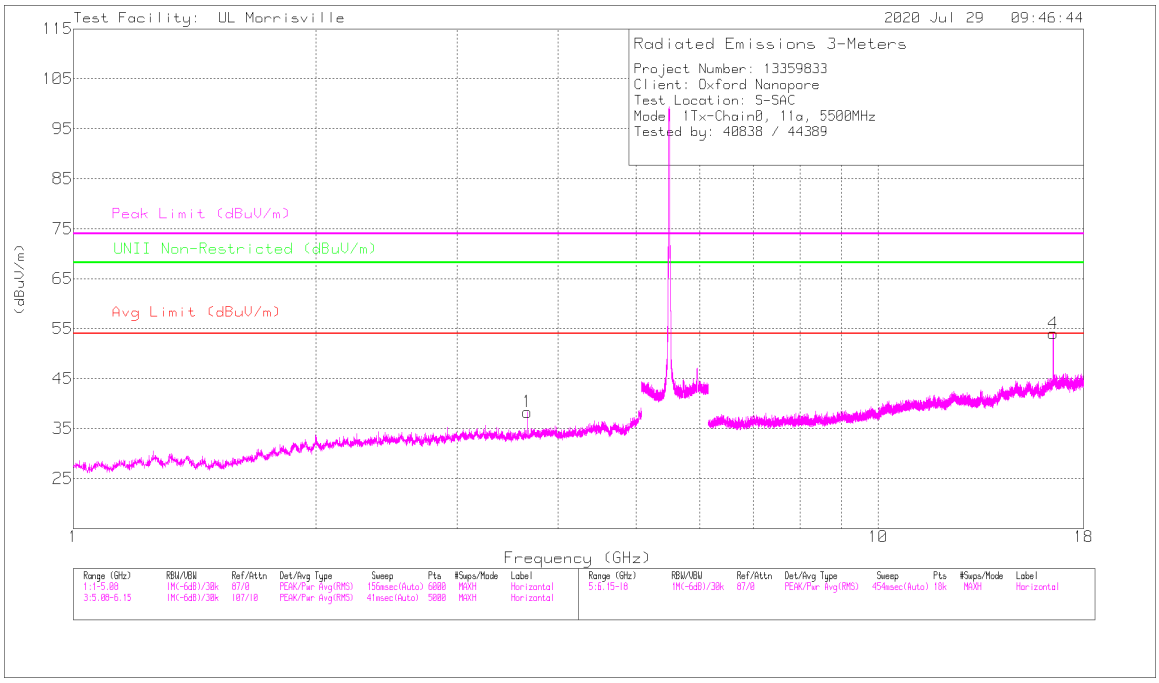

HORIZONTAL

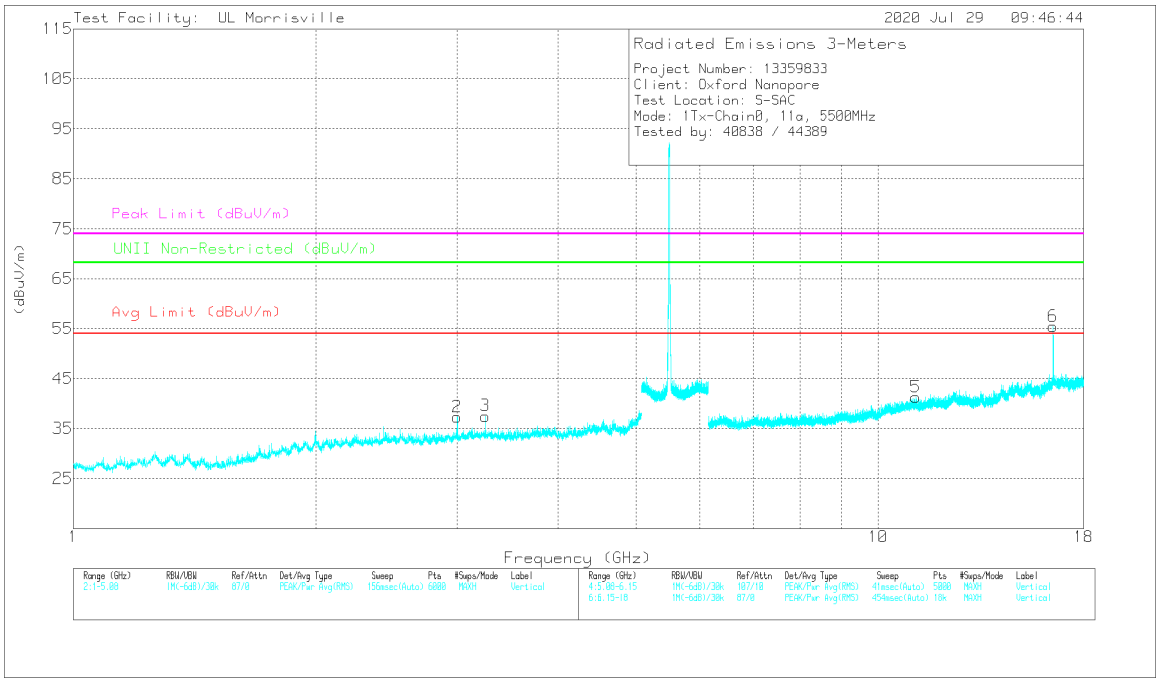

VERTICAL

UL LLC
12 Laboratory Dr., RTP, NC 27709; USA
TEL:(919) 549-1400

This report shall not be reproduced except in full, without the written approval of UL LLC.

Marker	Frequency (GHz)	Meter Reading (dBuV)	Det	AT0067 (dB/m)	Amp/Cbl/fltr/Pad (dB)	DC Corr (dB)	Corrected Reading (dBuV/m)	Avg Limit (dBuV/m)	Margin (dB)	Peak Limit (dBuV/m)	PK Margin (dB)	UNII Non-Restricted (dBuV/m)	PK Margin (dB)	Azimuth (Degs)	Height (cm)	Polarity
1	* ** 3.66667	43.91	PK-U	33.1	-32.3	0	44.71	-	-	74	-29.29	-	-	80	122	H
	* ** 3.66669	30.78	ADV	33.1	-32.3	.62	32.2	54	-21.8	-	-	-	-	80	122	H
5	* ** 11.13544	34.14	PK-U	38.1	-24.8	0	47.44	-	-	74	-26.56	-	-	201	272	V
	* ** 11.13599	20.87	ADV	38.1	-24.8	.62	34.79	54	-19.21	-	-	-	-	201	272	V
2	2.99985	44.94	PK-U	32.9	-33.6	0	44.24	-	-	-	-	68.2	-23.96	330	337	V
3	3.24981	44.27	PK-U	33.1	-33.4	0	43.97	-	-	-	-	68.2	-24.23	300	373	V
6	16.4971	43.29	PK-U	41.4	-24	0	60.69	-	-	-	-	68.2	-7.51	18	282	V
4	16.50394	41.41	PK-U	41.4	-23.8	0	59.01	-	-	-	-	68.2	-9.19	0	264	H

* - indicates frequency in CFR47 Pt 15 / IC RSS-Restricted Band
** - indicates frequency in Taiwan NCC LP0002 Restricted Band
PK-U - Maximum Peak
ADV - Linear Voltage Average

UL LLC
12 Laboratory Dr., RTP, NC 27709; USA TEL:(919) 549-1400
This report shall not be reproduced except in full, without the written approval of UL LLC.

MID CHANNEL RESULTS

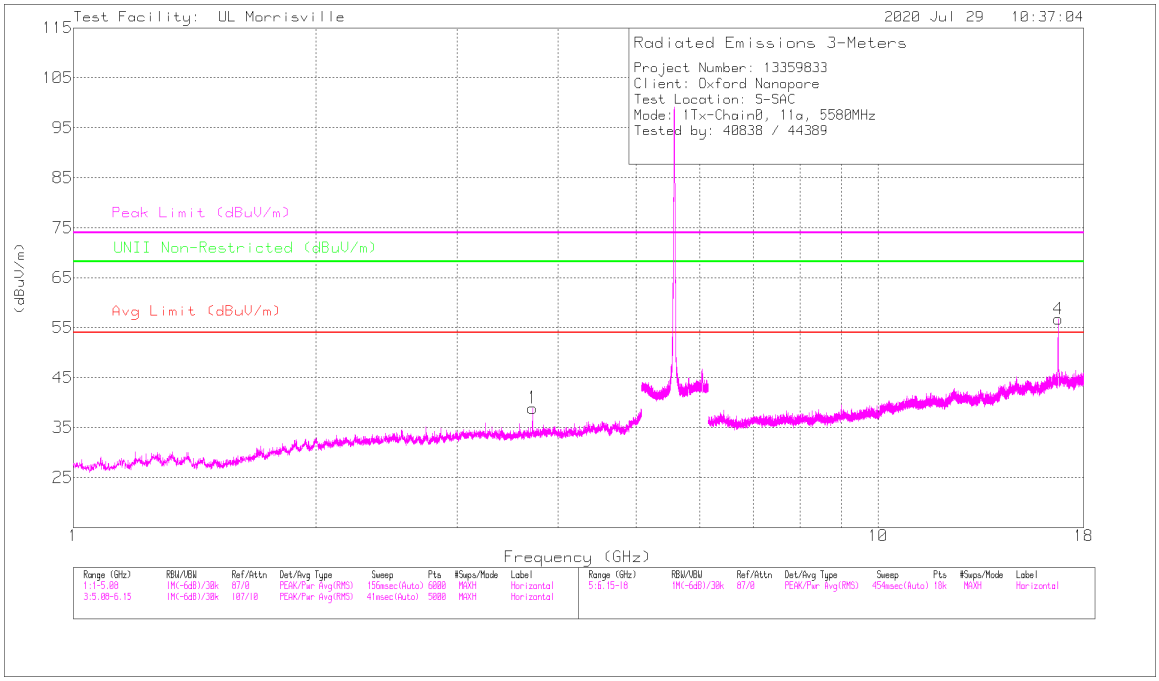

HORIZONTAL

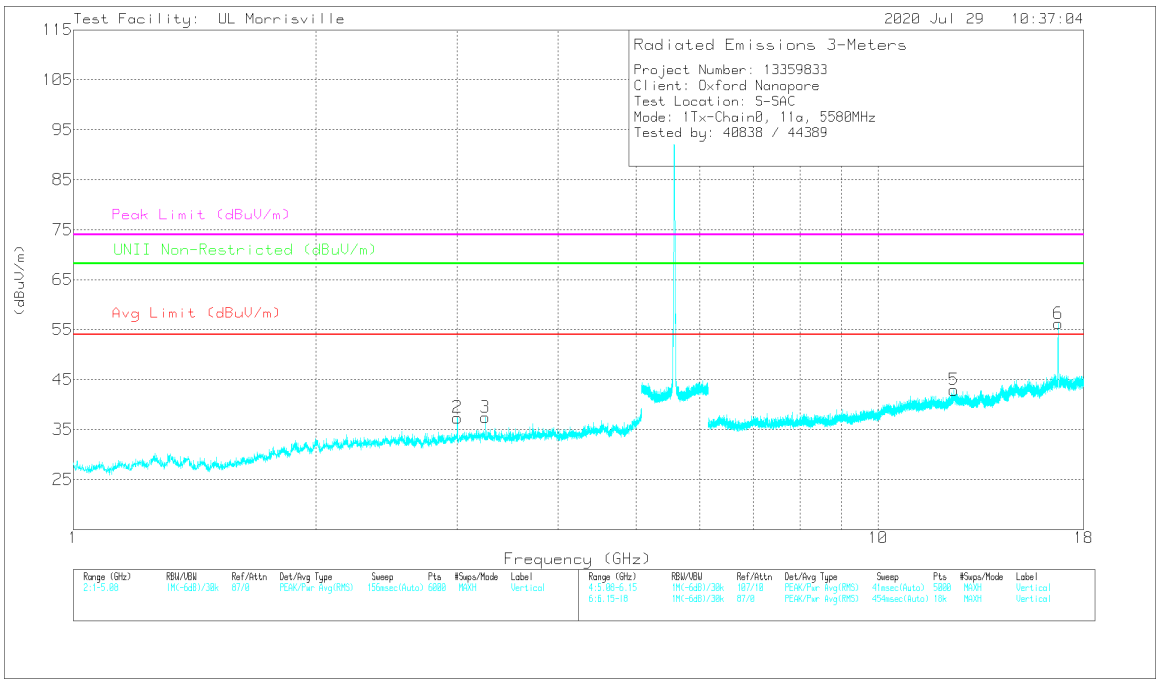

VERTICAL

UL LLC
12 Laboratory Dr., RTP, NC 27709; USA TEL:(919) 549-1400

This report shall not be reproduced except in full, without the written approval of UL LLC.

Marker	Frequency (GHz)	Meter Reading (dBuV)	Det	AT0067 (dB/m)	Amp/Cbl/fltr/Pad (dB)	DC Corr (dB)	Corrected Reading (dBuV/m)	Avg Limit (dBuV/m)	Margin (dB)	Peak Limit (dBuV/m)	PK Margin (dB)	UNII Non-Restricted (dBuV/m)	PK Margin (dB)	Azimuth (Degs)	Height (cm)	Polarity
1	* ** 3.71997	43.61	PK-U	33.2	-32.3	0	44.51	-	-	74	-29.49	-	-	78	107	H
	* ** 3.71999	32.1	ADV	33.2	-32.3	.62	33.62	54	-20.38	-	-	-	-	78	107	H
5	* ** 12.40998	33.84	PK-U	38.9	-23.8	0	48.94	-	-	74	-25.06	-	-	347	370	V
	* ** 12.41063	20.88	ADV	38.9	-23.8	.62	36.6	54	-17.4	-	-	-	-	347	370	V
2	3.00033	44.95	PK-U	32.9	-33.6	0	44.25	-	-	-	-	68.2	-23.95	334	330	V
3	3.2499	44.57	PK-U	33.1	-33.4	0	44.27	-	-	-	-	68.2	-23.93	300	269	V
6	16.73694	47.89	PK-U	41.8	-25.1	0	64.59	-	-	-	-	68.2	-3.61	51	180	V
4	16.74316	50.2	PK-U	41.8	-25.1	0	66.9	-	-	-	-	68.2	-1.3	63	100	H

* - indicates frequency in CFR47 Pt 15 / IC RSS-Restricted Band
** - indicates frequency in Taiwan NCC LP0002 Restricted Band
PK-U - Maximum Peak
ADV - Linear Voltage Average

UL LLC
12 Laboratory Dr., RTP, NC 27709; USA TEL:(919) 549-1400
This report shall not be reproduced except in full, without the written approval of UL LLC.

HIGH CHANNEL RESULTS

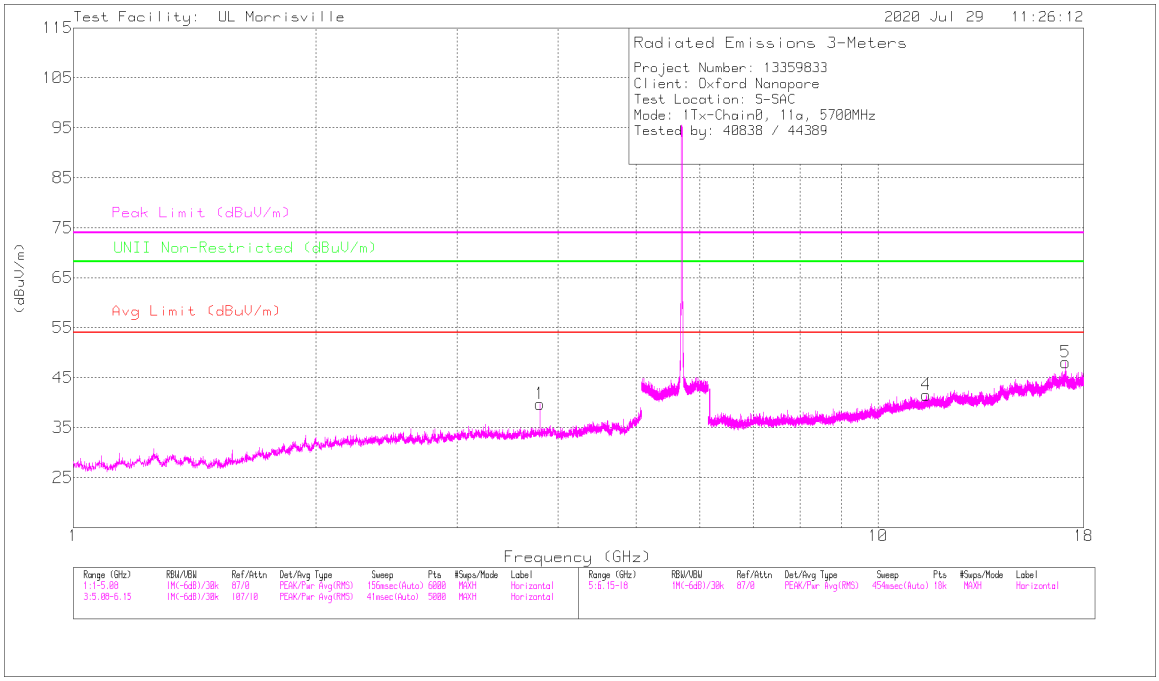

HORIZONTAL

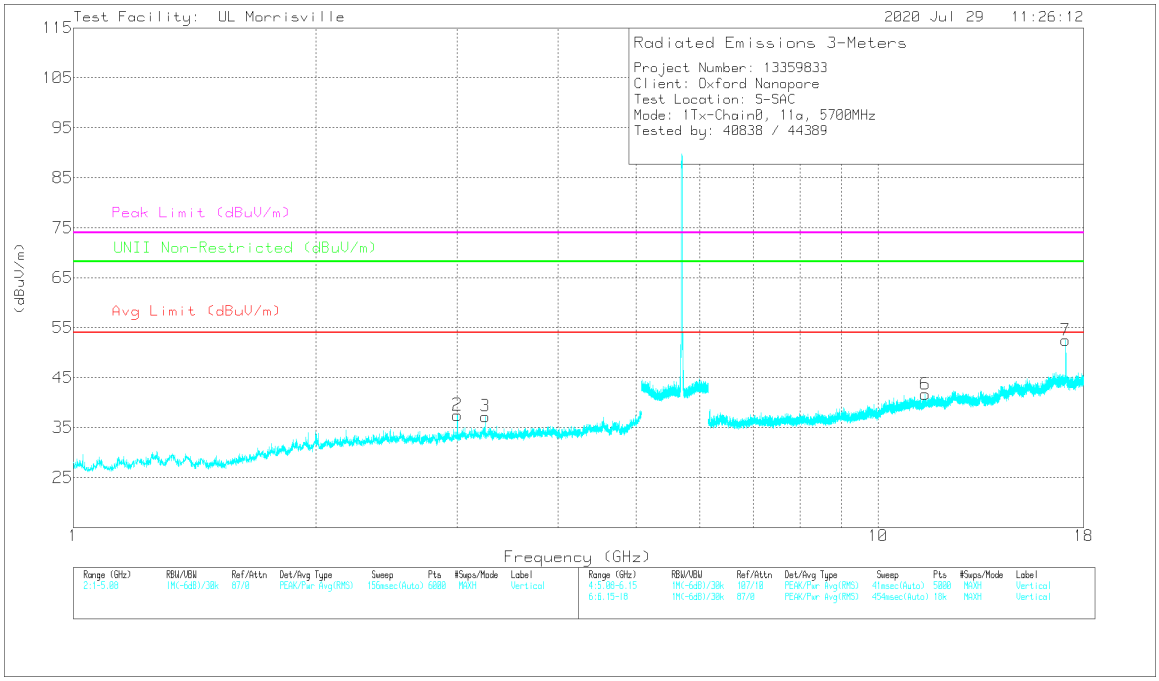

VERTICAL

UL LLC
12 Laboratory Dr., RTP, NC 27709; USA TEL:(919) 549-1400

This report shall not be reproduced except in full, without the written approval of UL LLC.

Marker	Frequency (GHz)	Meter Reading (dBuV)	Det	AT0067 (dB/m)	Amp/Cbl/fltr/Pad (dB)	DC Corr (dB)	Corrected Reading (dBuV/m)	Avg Limit (dBuV/m)	Margin (dB)	Peak Limit (dBuV/m)	PK Margin (dB)	UNII Non-Restricted (dBuV/m)	PK Margin (dB)	Azimuth (Degs)	Height (cm)	Polarity
1	* ** 3.79984	44.67	PK-U	33.3	-32.9	0	45.07	-	-	74	-28.93	-	-	33	313	H
	* ** 3.79997	36.49	ADV	33.3	-32.9	.62	37.51	54	-16.49	-	-	-	-	33	313	H
4	* ** 11.47029	34.56	PK-U	38.2	-24.6	0	48.16	-	-	74	-25.84	-	-	195	244	H
	* ** 11.47084	21.17	ADV	38.2	-24.6	.62	35.39	54	-18.61	-	-	-	-	195	244	H
6	* ** 11.44301	34.45	PK-U	38.1	-24.7	0	47.85	-	-	74	-26.15	-	-	9	353	V
	* ** 11.44306	21.02	ADV	38.1	-24.7	.62	35.04	54	-18.96	-	-	-	-	9	353	V
2	2.99984	44.8	PK-U	32.9	-33.6	0	44.1	-	-	-	-	68.2	-24.1	334	335	V
3	3.24975	44.09	PK-U	33.1	-33.4	0	43.79	-	-	-	-	68.2	-24.41	296	325	V
7	17.09859	39.17	PK-U	41.8	-24.3	0	56.67	-	-	-	-	68.2	-11.53	16	392	V
5	17.1031	43.23	PK-U	41.7	-24.2	0	60.73	-	-	-	-	68.2	-7.47	7	271	H

* - indicates frequency in CFR47 Pt 15 / IC RSS-Restricted Band
** - indicates frequency in Taiwan NCC LP0002 Restricted Band
PK-U - Maximum Peak
ADV - Linear Voltage Average

UL LLC
12 Laboratory Dr., RTP, NC 27709; USA TEL:(919) 549-1400
This report shall not be reproduced except in full, without the written approval of UL LLC.

1TX ANTENNA 2 MODE

BANDEDGE (LOW CHANNEL)

HORIZONTAL RESULT

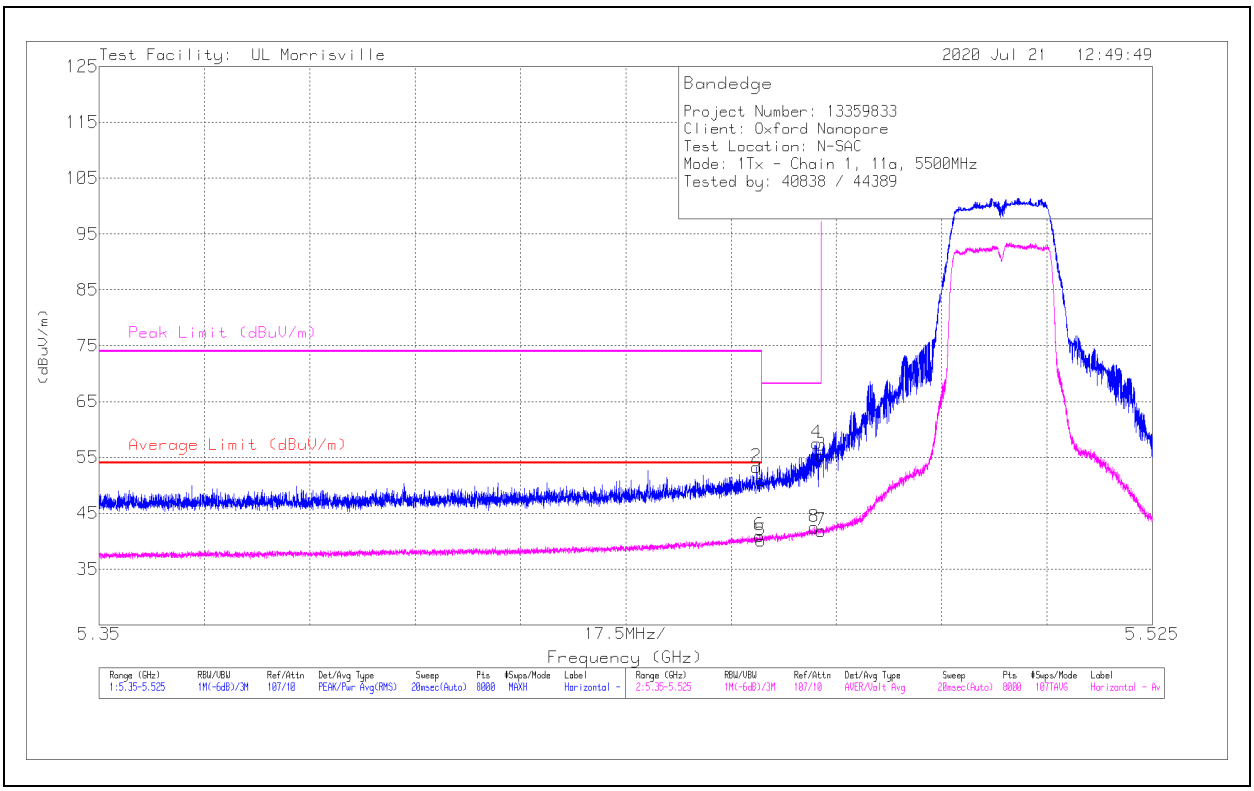

Marker	Frequency (GHz)	Meter Reading (dBuV)	Det	AT0072 dB(/m)	Amp/Cbl/Fltr/Pad (dB)	DC Corr (dB)	Corrected Reading (dBuV/m)	Average Limit (dBuV/m)	Margin (dB)	Peak Limit (dBuV/m)	PK Margin (dB)	Azimuth (Degs)	Height (cm)	Polarity
1	* ** 5.45998	38.52	Pk	34.4	-22	0	50.92	-	-	74	-23.08	16	315	H
2	* ** 5.45919	40.87	Pk	34.4	-22	0	53.27	-	-	74	-20.73	16	315	H
5	* ** 5.45998	27.04	ADV	34.4	-22	.62	40.06	54	-13.94	-	-	16	315	H
6	* ** 5.45976	27.98	ADV	34.4	-22	.62	41	54	-13	-	-	16	315	H
8	5.46884	29.46	ADV	34.4	-22	.62	42.48	-	-	-	-	16	315	H
4	5.46921	45.16	Pk	34.4	-22	0	57.56	-	-	68.2	-10.64	16	315	H
3	5.46998	42.85	Pk	34.4	-21.9	0	55.35	-	-	68.2	-12.85	16	315	H
7	5.46998	28.74	ADV	34.4	-21.9	.62	41.86	-	-	-	-	16	315	H

* - indicates frequency in CFR47 Pt 15 / IC RSS-Restricted Band
** - indicates frequency in Taiwan NCC LP0002 Restricted Band
Pk - Peak detector
ADV - Linear Voltage Average

UL LLC
12 Laboratory Dr., RTP, NC 27709; USA TEL:(919) 549-1400
This report shall not be reproduced except in full, without the written approval of UL LLC.

VERTICAL RESULT

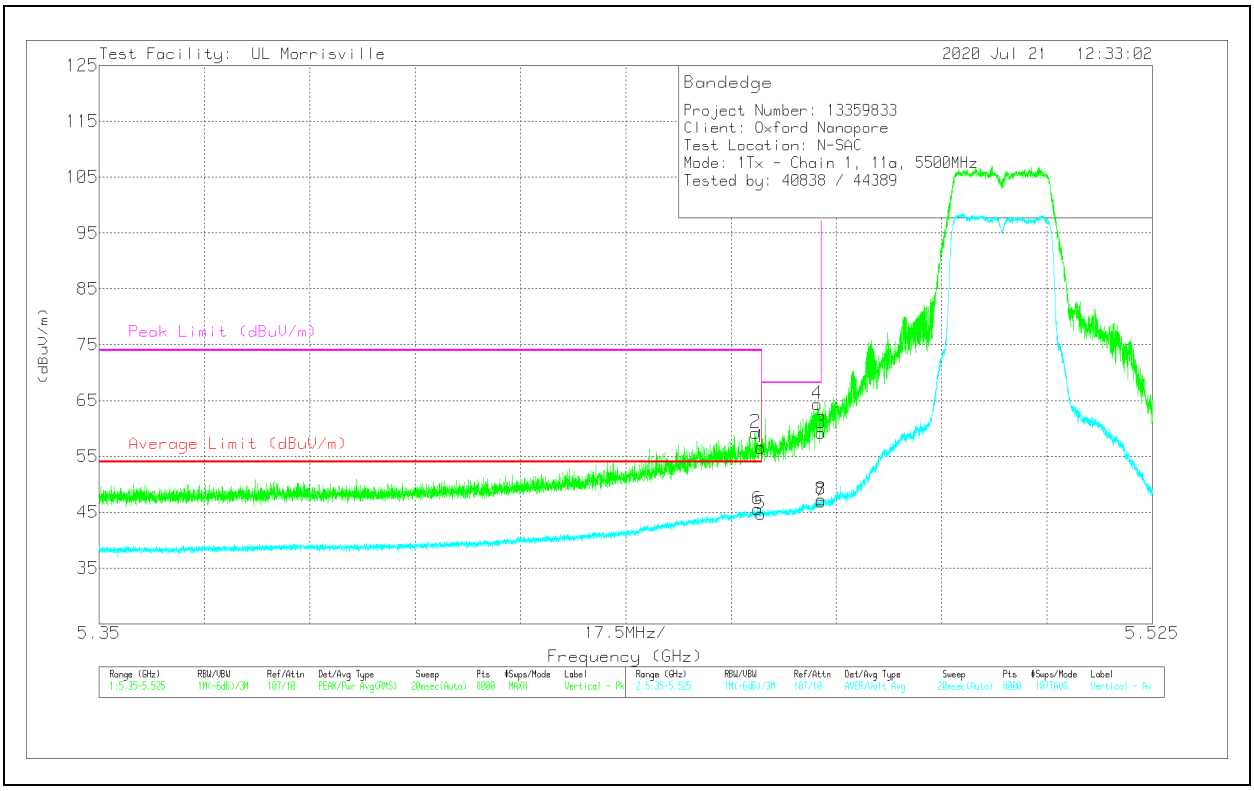

Marker	Frequency (GHz)	Meter Reading (dBuV)	Det	AT0072 dB(/m)	Amp/Cbl/Fltr/Pad (dB)	DC Corr (dB)	Corrected Reading (dBuV/m)	Average Limit (dBuV/m)	Margin (dB)	Peak Limit (dBuV/m)	PK Margin (dB)	Azimuth (Degs)	Height (cm)	Polarity
1	* ** 5.45998	44.2	Pk	34.4	-22	0	56.6	-	-	74	-17.4	30	229	V
2	* ** 5.45906	46.84	Pk	34.4	-22	0	59.24	-	-	74	-14.76	30	229	V
5	* ** 5.45998	31.7	ADV	34.4	-22	.62	44.72	54	-9.28	-	-	30	229	V
6	* ** 5.45941	32.52	ADV	34.4	-22	.62	45.54	54	-8.46	-	-	30	229	V
4	5.46932	51.96	Pk	34.4	-22	0	64.36	-	-	68.2	-3.84	30	229	V
8	5.46996	34.14	ADV	34.4	-21.9	.62	47.26	-	-	-	-	30	229	V
3	5.46998	46.75	Pk	34.4	-21.9	0	59.25	-	-	68.2	-8.95	30	229	V
7	5.46998	33.85	ADV	34.4	-21.9	.62	46.97	-	-	-	-	30	229	V

* - indicates frequency in CFR47 Pt 15 / IC RSS-Restricted Band
** - indicates frequency in Taiwan NCC LP0002 Restricted Band
Pk - Peak detector
ADV - Linear Voltage Average

UL LLC
12 Laboratory Dr., RTP, NC 27709; USA
TEL:(919) 549-1400

This report shall not be reproduced except in full, without the written approval of UL LLC.

BANDEDGE (HIGH CHANNEL)

HORIZONTAL RESULT

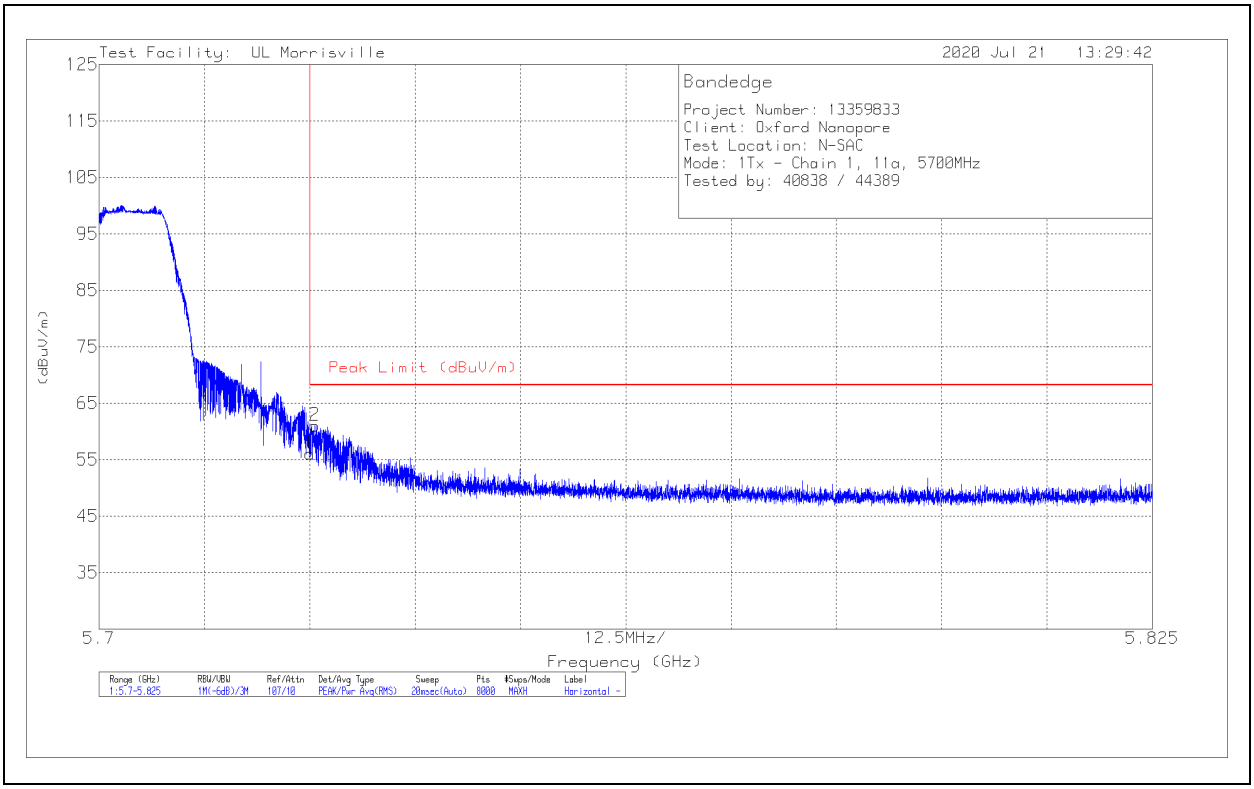

Marker	Frequency (GHz)	Meter Reading (dBuV)	Det	AT0072 dB(/m)	Amp/Cbl/Fltr/Pad (dB)	Corrected Reading (dBuV/m)	Peak Limit (dBuV/m)	PK Margin (dB)	Azimuth (Degs)	Height (cm)	Polarity
1	5.725	43.25	Pk	34.6	-21.8	56.05	68.2	-12.15	26	318	H
2	5.72558	48.24	Pk	34.6	-21.8	61.04	68.2	-7.16	26	318	H

Pk - Peak detector

UL LLC
12 Laboratory Dr., RTP, NC 27709; USA TEL:(919) 549-1400
This report shall not be reproduced except in full, without the written approval of UL LLC.

VERTICAL RESULT

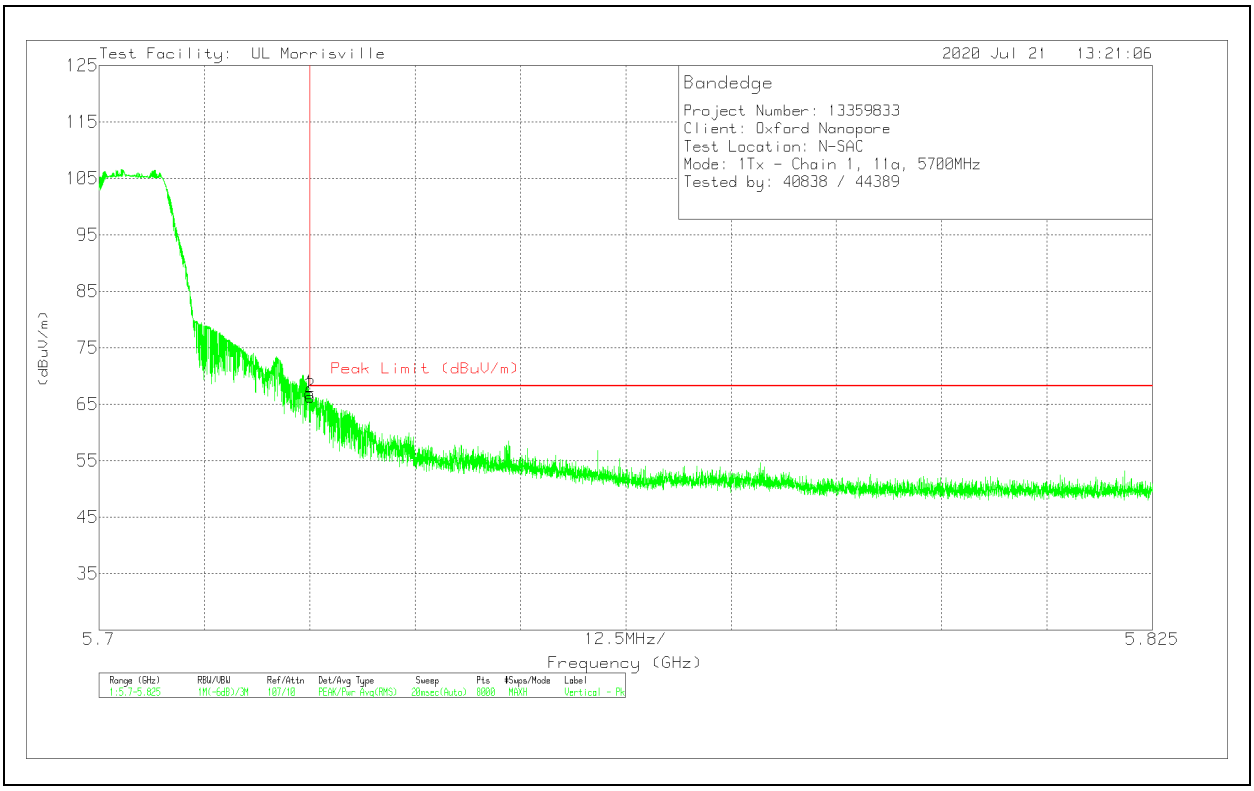

Marker	Frequency (GHz)	Meter Reading (dBuV)	Det	AT0072 dB(/m)	Amp/Cbl/Fltr/Pad (dB)	Corrected Reading (dBuV/m)	Peak Limit (dBuV/m)	PK Margin (dB)	Azimuth (Degs)	Height (cm)	Polarity
1	5.725	54.12	Pk	34.6	-21.8	66.92	68.2	-1.28	25	257	V
2	5.72508	53.54	Pk	34.6	-21.8	66.34	68.2	-1.86	25	257	V

Pk - Peak detector

UL LLC
12 Laboratory Dr., RTP, NC 27709; USA
TEL:(919) 549-1400

This report shall not be reproduced except in full, without the written approval of UL LLC.

HARMONICS AND SPURIOUS EMISSIONS

LOW CHANNEL RESULTS

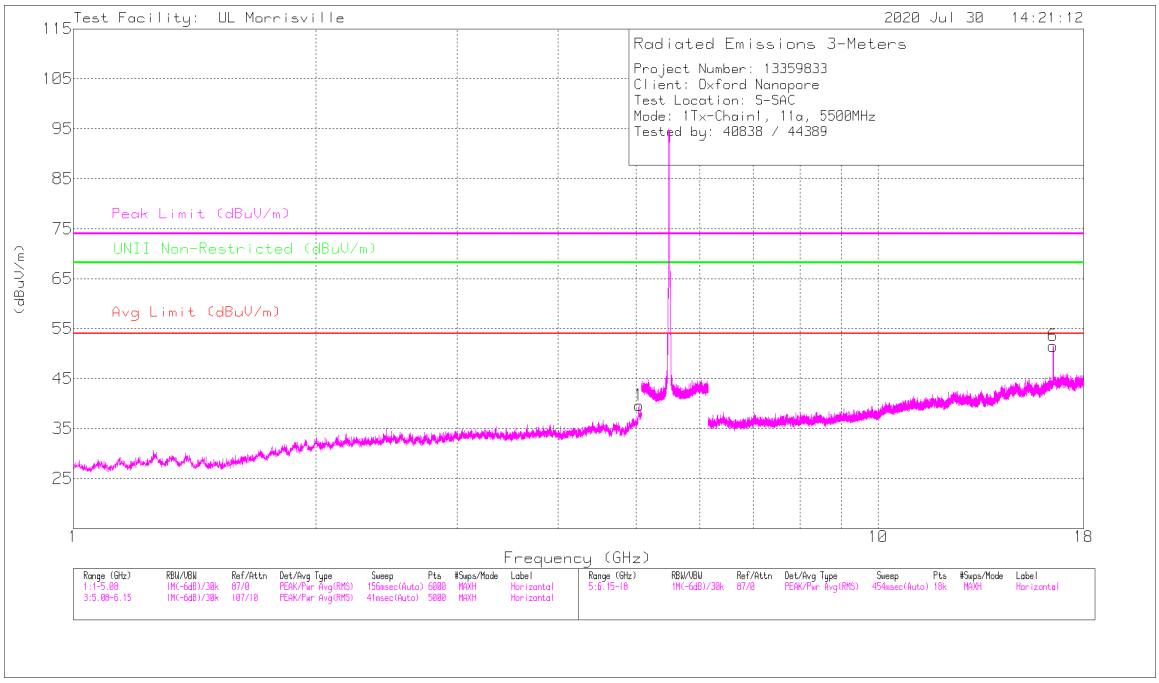

HORIZONTAL

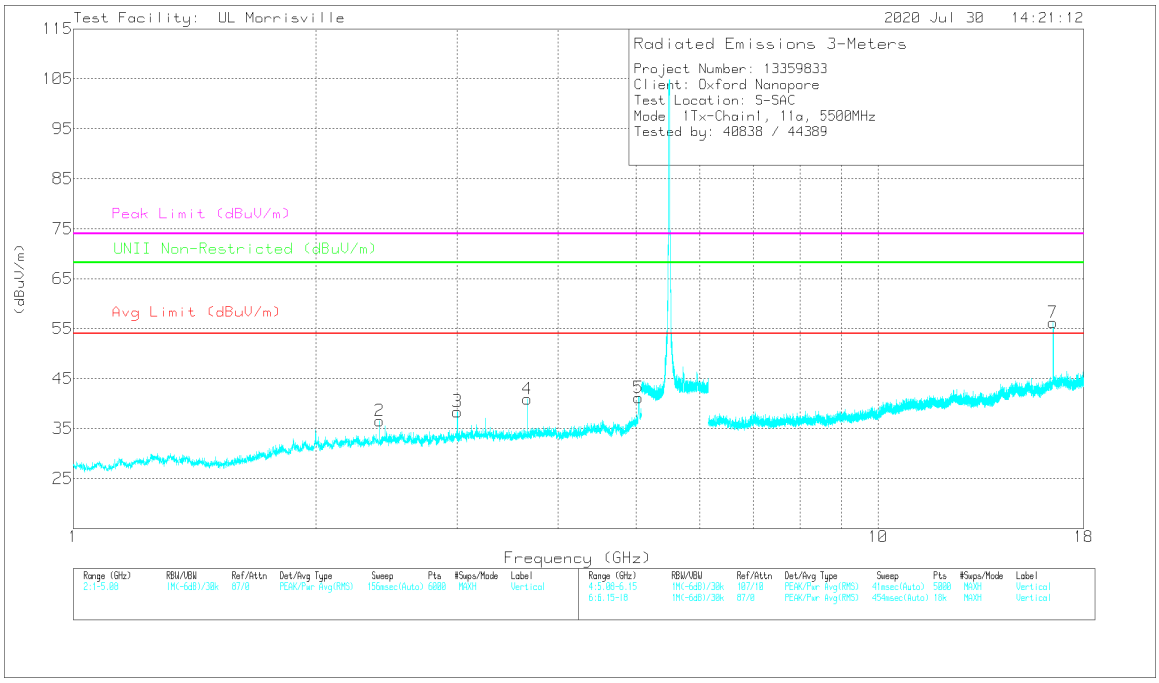

VERTICAL

UL LLC
12 Laboratory Dr., RTP, NC 27709; USA
TEL:(919) 549-1400

This report shall not be reproduced except in full, without the written approval of UL LLC.

Marker	Frequency (GHz)	Meter Reading (dBuV)	Det	AT0067 (dB/m)	Amp/Cbl/fltr/Pad (dB)	DC Corr (dB)	Corrected Reading (dBuV/m)	Avg Limit (dBuV/m)	Margin (dB)	Peak Limit (dBuV/m)	PK Margin (dB)	UNII Non-Restricted (dBuV/m)	PK Margin (dB)	Azimuth (Degs)	Height (cm)	Polarity
1	* ** 5.04486	40.93	PK-U	34	-29.2	0	45.73	-	-	74	-28.27	-	-	34	121	H
	* ** 5.04491	28.45	ADV	34	-29.2	.62	33.87	54	-20.13	-	-	-	-	34	121	H
4	* ** 3.66664	45.69	PK-U	33.1	-32.3	0	46.49	-	-	74	-27.51	-	-	63	264	V
	* ** 3.66672	30.96	ADV	33.1	-32.3	.62	32.38	54	-21.62	-	-	-	-	63	264	V
5	* ** 5.04092	43.91	PK-U	34	-29.3	0	48.61	-	-	74	-25.39	-	-	275	311	V
	* ** 5.04066	32.11	ADV	34	-29.3	.62	37.43	54	-16.57	-	-	-	-	275	311	V
2	2.40228	48.12	PK-U	32.1	-34.1	0	46.12	-	-	-	-	68.2	-22.08	178	240	V
3	3.00006	46.16	PK-U	32.9	-33.6	0	45.46	-	-	-	-	68.2	-22.74	331	271	V
6	16.49591	42.02	PK-U	41.4	-24	0	59.42	-	-	-	-	68.2	-8.78	99	274	H
7	16.49702	42.84	PK-U	41.4	-24	0	60.24	-	-	-	-	68.2	-7.96	23	261	V

* - indicates frequency in CFR47 Pt 15 / IC RSS-Restricted Band
** - indicates frequency in Taiwan NCC LP0002 Restricted Band
PK-U - Maximum Peak
ADV - Linear Voltage Average

UL LLC
12 Laboratory Dr., RTP, NC 27709; USA TEL:(919) 549-1400
This report shall not be reproduced except in full, without the written approval of UL LLC.

MID CHANNEL RESULTS

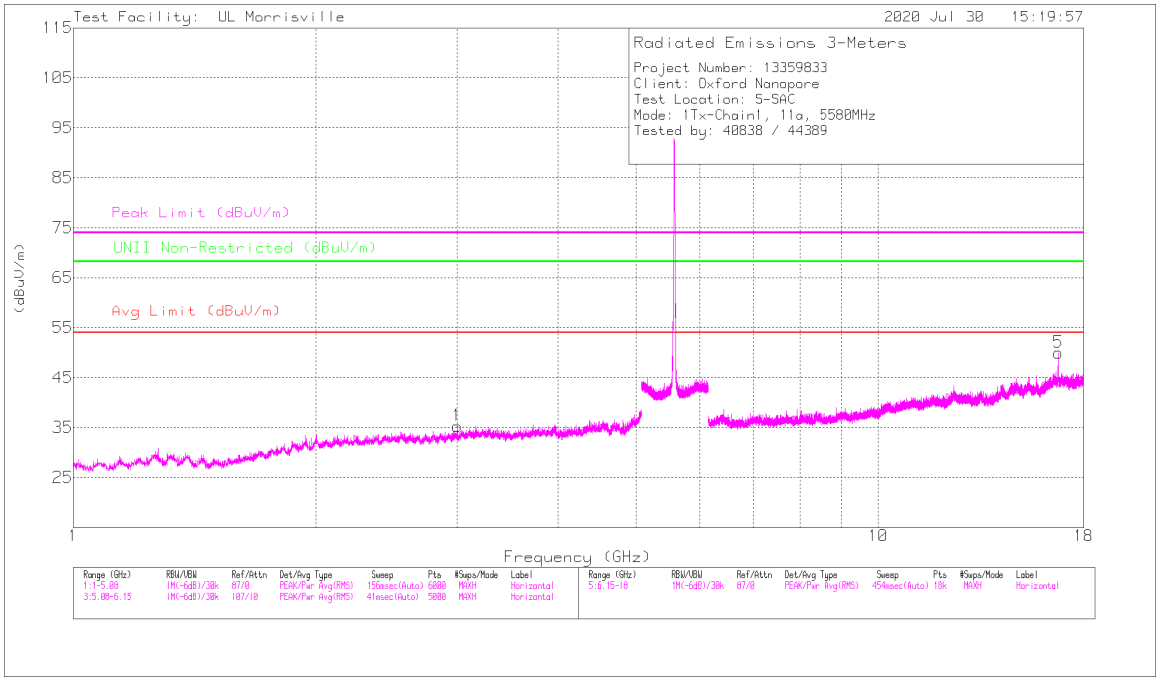

HORIZONTAL

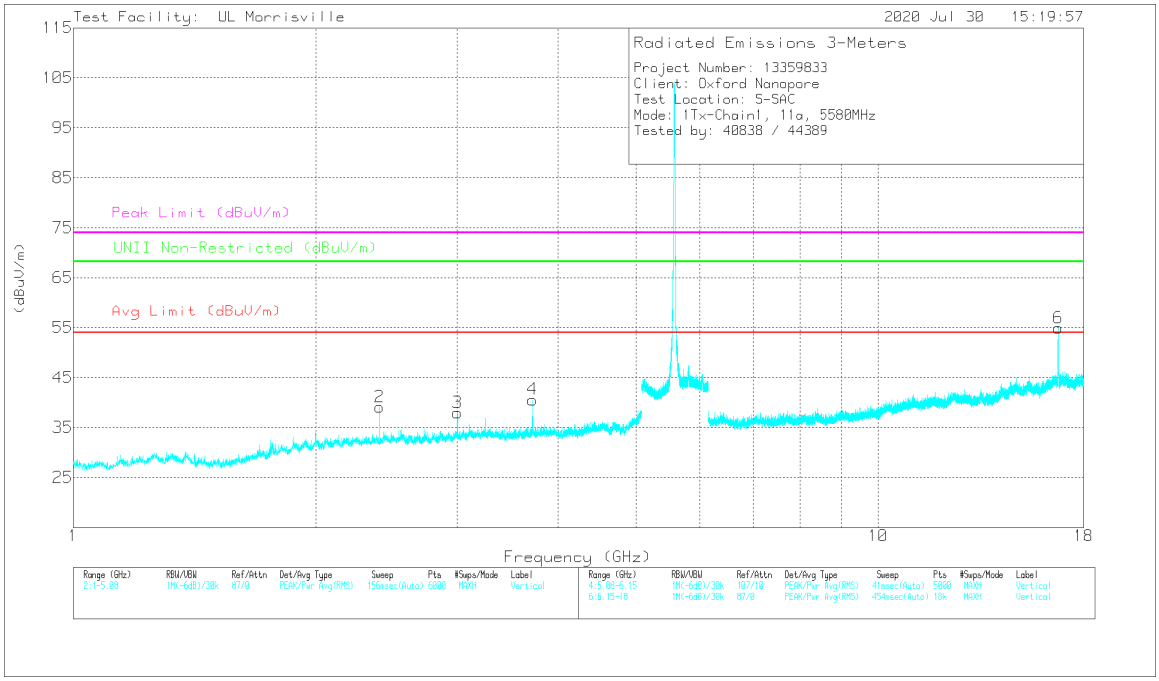

VERTICAL

UL LLC
12 Laboratory Dr., RTP, NC 27709; USA
TEL:(919) 549-1400

This report shall not be reproduced except in full, without the written approval of UL LLC.

Marker	Frequency (GHz)	Meter Reading (dBuV)	Det	AT0067 (dB/m)	Amp/Cbl/fltr/Pad (dB)	DC Corr (dB)	Corrected Reading (dBuV/m)	Avg Limit (dBuV/m)	Margin (dB)	Peak Limit (dBuV/m)	PK Margin (dB)	UNII Non-Restricted (dBuV/m)	PK Margin (dB)	Azimuth (Degs)	Height (cm)	Polarity
4	* ** 3.72001	44.88	PK-U	33.2	-32.3	0	45.78	-	-	74	-28.22	-	-	69	126	V
	* ** 3.72005	31.28	ADV	33.2	-32.3	.62	32.8	54	-21.2	-	-	-	-	69	126	V
2	2.40209	45.82	PK-U	32.1	-34.2	0	43.72	-	-	-	-	68.2	-24.48	76	354	V
1	2.99979	43.01	PK-U	32.9	-33.6	0	42.31	-	-	-	-	68.2	-25.89	10	253	H
3	3.00006	46.18	PK-U	32.9	-33.6	0	45.48	-	-	-	-	68.2	-22.72	330	271	V
5	16.73695	42.19	PK-U	41.8	-25.1	0	58.89	-	-	-	-	68.2	-9.31	104	102	H
6	16.73706	46.9	PK-U	41.8	-25.1	0	63.6	-	-	-	-	68.2	-4.6	91	114	V

* - indicates frequency in CFR47 Pt 15 / IC RSS-Restricted Band
** - indicates frequency in Taiwan NCC LP0002 Restricted Band
PK-U - Maximum Peak
ADV - Linear Voltage Average

UL LLC
12 Laboratory Dr., RTP, NC 27709; USA TEL:(919) 549-1400
This report shall not be reproduced except in full, without the written approval of UL LLC.

HIGH CHANNEL RESULTS

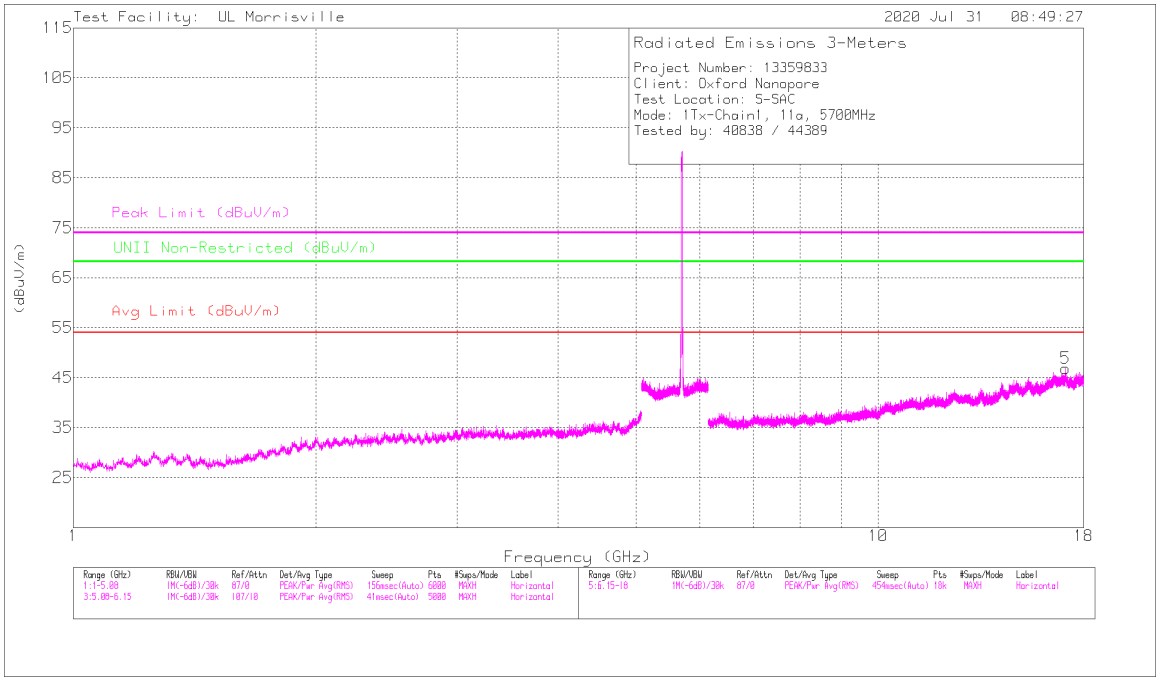

HORIZONTAL

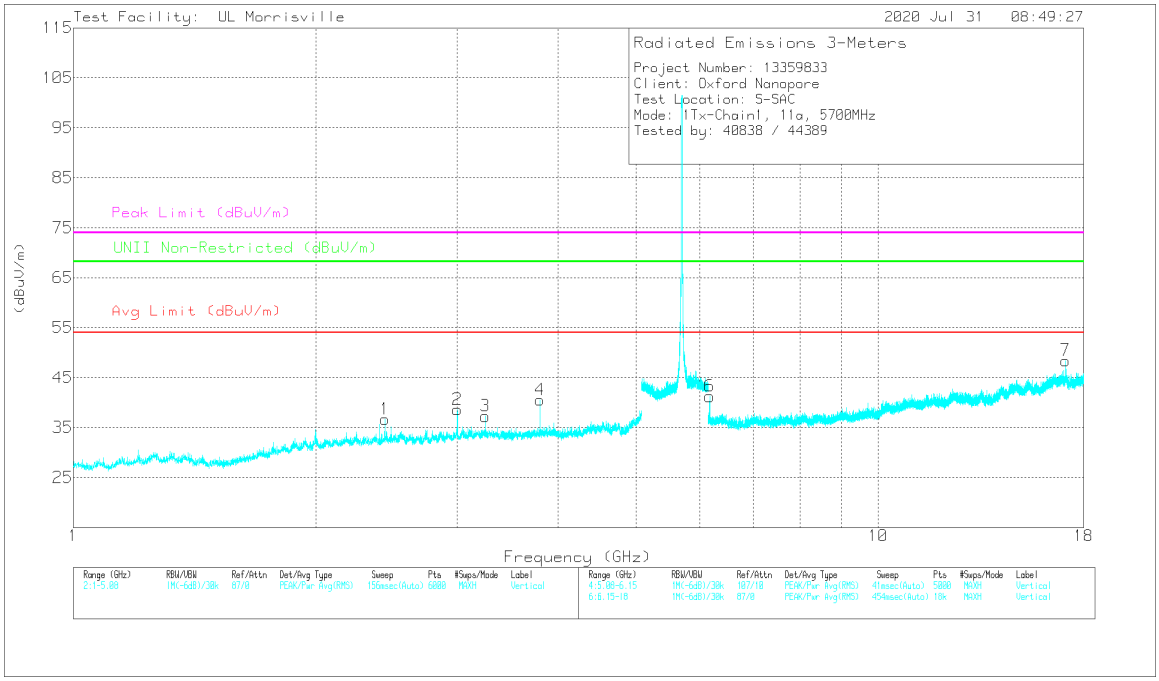

VERTICAL

UL LLC
12 Laboratory Dr., RTP, NC 27709; USA
TEL:(919) 549-1400

This report shall not be reproduced except in full, without the written approval of UL LLC.

Marker	Frequency (GHz)	Meter Reading (dBuV)	Det	AT0067 (dB/m)	Amp/Cbl/fltr/Pad (dB)	DC Corr (dB)	Corrected Reading (dBuV/m)	Avg Limit (dBuV/m)	Margin (dB)	Peak Limit (dBuV/m)	PK Margin (dB)	UNII Non-Restricted (dBuV/m)	PK Margin (dB)	Azimuth (Degs)	Height (cm)	Polarity
4	* ** 3.79994	45.48	PK-U	33.3	-32.9	0	45.88	-	-	74	-28.12	-	-	81	251	V
	* ** 3.80003	30.65	ADV	33.3	-32.9	.62	31.67	54	-22.33	-	-	-	-	81	251	V
1	2.43944	42.11	PK-U	32.4	-34.1	0	40.41	-	-	-	-	68.2	-27.79	85	273	V
2	3.00006	45.8	PK-U	32.9	-33.6	0	45.1	-	-	-	-	68.2	-23.1	330	294	V
3	3.25008	43.9	PK-U	33.1	-33.4	0	43.6	-	-	-	-	68.2	-24.6	215	210	V
6	6.17624	41.47	PK-U	35.4	-29.4	0	47.47	-	-	-	-	68.2	-20.73	55	253	V
5	17.09715	39.34	PK-U	41.8	-24.3	0	56.84	-	-	-	-	68.2	-11.36	18	233	H
7	17.10666	37.52	PK-U	41.7	-24.2	0	55.02	-	-	-	-	68.2	-13.18	353	177	V

* - indicates frequency in CFR47 Pt 15 / IC RSS-Restricted Band
** - indicates frequency in Taiwan NCC LP0002 Restricted Band
PK-U - Maximum Peak
ADV - Linear Voltage Average

UL LLC
12 Laboratory Dr., RTP, NC 27709; USA TEL:(919) 549-1400
This report shall not be reproduced except in full, without the written approval of UL LLC.

12.1.10. TX ABOVE 1 GHz 802.11n HT20 MODE IN THE 5.6 GHz BAND

2TX ANTENNA + ANTENNA 2 MODE

BANDEDGE (LOW CHANNEL)

HORIZONTAL RESULT

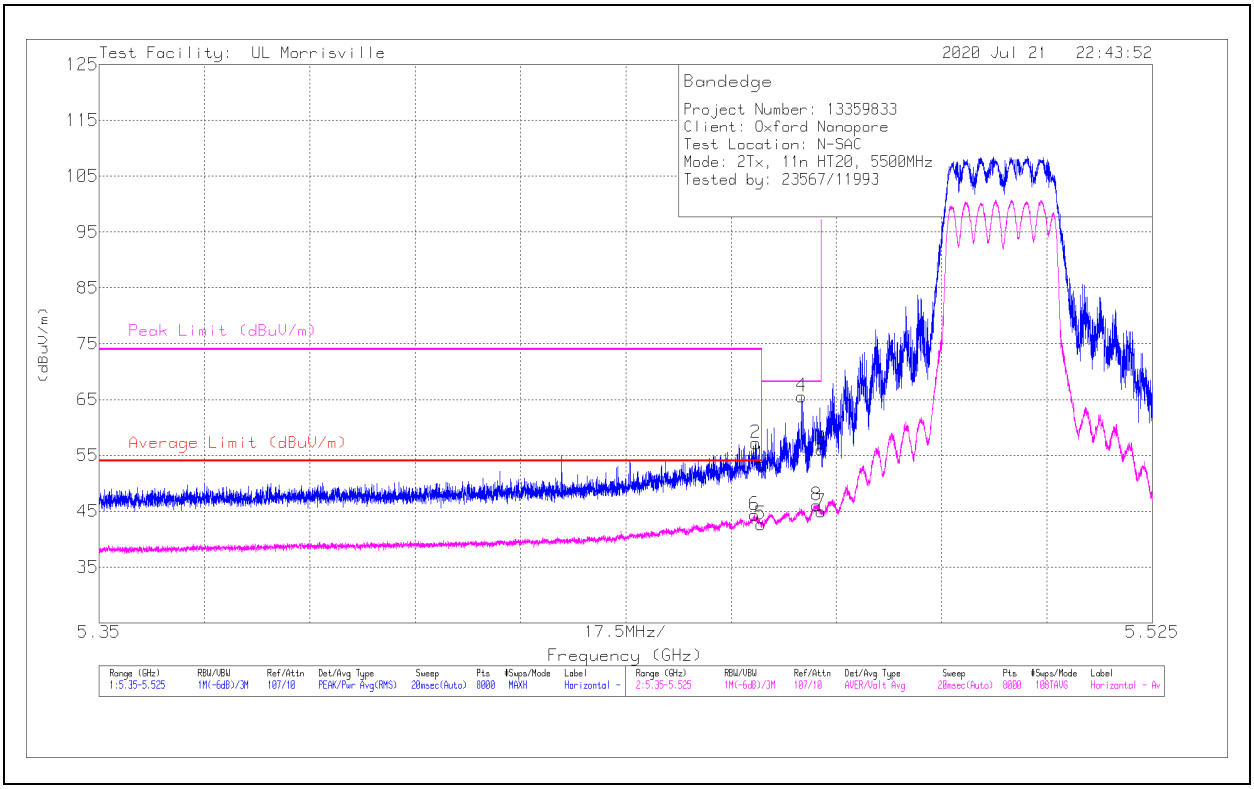

Marker	Frequency (GHz)	Meter Reading (dBuV)	Det	AT0072 dB(/m)	Amp/Cbl/Fltr/Pad (dB)	DC Corr (dB)	Corrected Reading (dBuV/m)	Average Limit (dBuV/m)	Margin (dB)	Peak Limit (dBuV/m)	PK Margin (dB)	Azimuth (Degs)	Height (cm)	Polarity
1	* ** 5.45998	41.05	Pk	34.4	-22	0	53.45	-	-	74	-20.55	304	363	H
2	* ** 5.45913	44.82	Pk	34.4	-22	0	57.22	-	-	74	-16.78	304	363	H
5	* ** 5.45998	29.55	ADV	34.4	-22	.72	42.67	54	-11.33	-	-	304	363	H
6	* ** 5.45891	31.25	ADV	34.4	-22	.72	44.37	54	-9.63	-	-	304	363	H
4	5.46674	53.29	Pk	34.3	-22	0	65.59	-	-	68.2	-2.61	304	363	H
8	5.46919	32.94	ADV	34.4	-22	.72	46.06	-	-	-	-	304	363	H
3	5.46998	43.57	Pk	34.4	-21.9	0	56.07	-	-	68.2	-12.13	304	363	H
7	5.46998	31.72	ADV	34.4	-21.9	.72	44.94	-	-	-	-	304	363	H

* - indicates frequency in CFR47 Pt 15 / IC RSS-Restricted Band
** - indicates frequency in Taiwan NCC LP0002 Restricted Band
Pk - Peak detector
ADV - Linear Voltage Average

UL LLC
12 Laboratory Dr., RTP, NC 27709; USA TEL:(919) 549-1400
This report shall not be reproduced except in full, without the written approval of UL LLC.

VERTICAL RESULT

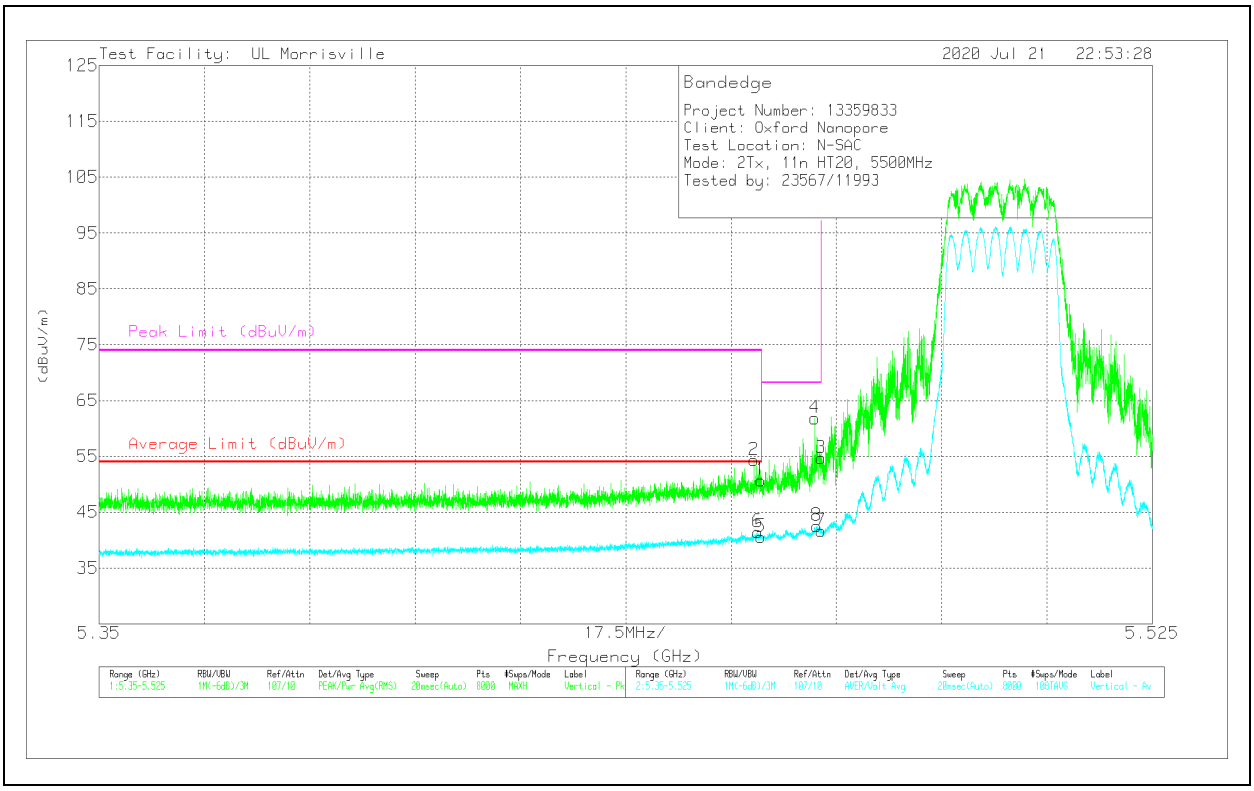

Marker	Frequency (GHz)	Meter Reading (dBuV)	Det	AT0072 dB(/m)	Amp/Cbl/Fltr/Pad (dB)	DC Corr (dB)	Corrected Reading (dBuV/m)	Average Limit (dBuV/m)	Margin (dB)	Peak Limit (dBuV/m)	PK Margin (dB)	Azimuth (Degs)	Height (cm)	Polarity
1	* ** 5.45998	38.34	Pk	34.4	-22	0	50.74	-	-	74	-23.26	225	327	V
2	* ** 5.45878	41.94	Pk	34.4	-22	0	54.34	-	-	74	-19.66	225	327	V
5	* ** 5.45998	27.48	ADV	34.4	-22	.72	40.6	54	-13.4	-	-	225	327	V
6	* ** 5.45946	28.32	ADV	34.4	-22	.72	41.44	54	-12.56	-	-	225	327	V
4	5.46889	49.45	Pk	34.4	-22	0	61.85	-	-	68.2	-6.35	225	327	V
8	5.46921	29.42	ADV	34.4	-22	.72	42.54	-	-	-	-	225	327	V
3	5.46998	42.18	Pk	34.4	-21.9	0	54.68	-	-	68.2	-13.52	225	327	V
7	5.46998	28.44	ADV	34.4	-21.9	.72	41.66	-	-	-	-	225	327	V

* - indicates frequency in CFR47 Pt 15 / IC RSS-Restricted Band
** - indicates frequency in Taiwan NCC LP0002 Restricted Band
Pk - Peak detector
ADV - Linear Voltage Average

UL LLC
12 Laboratory Dr., RTP, NC 27709; USA
TEL:(919) 549-1400

This report shall not be reproduced except in full, without the written approval of UL LLC.

BANDEDGE (HIGH CHANNEL 136)

HORIZONTAL RESULT

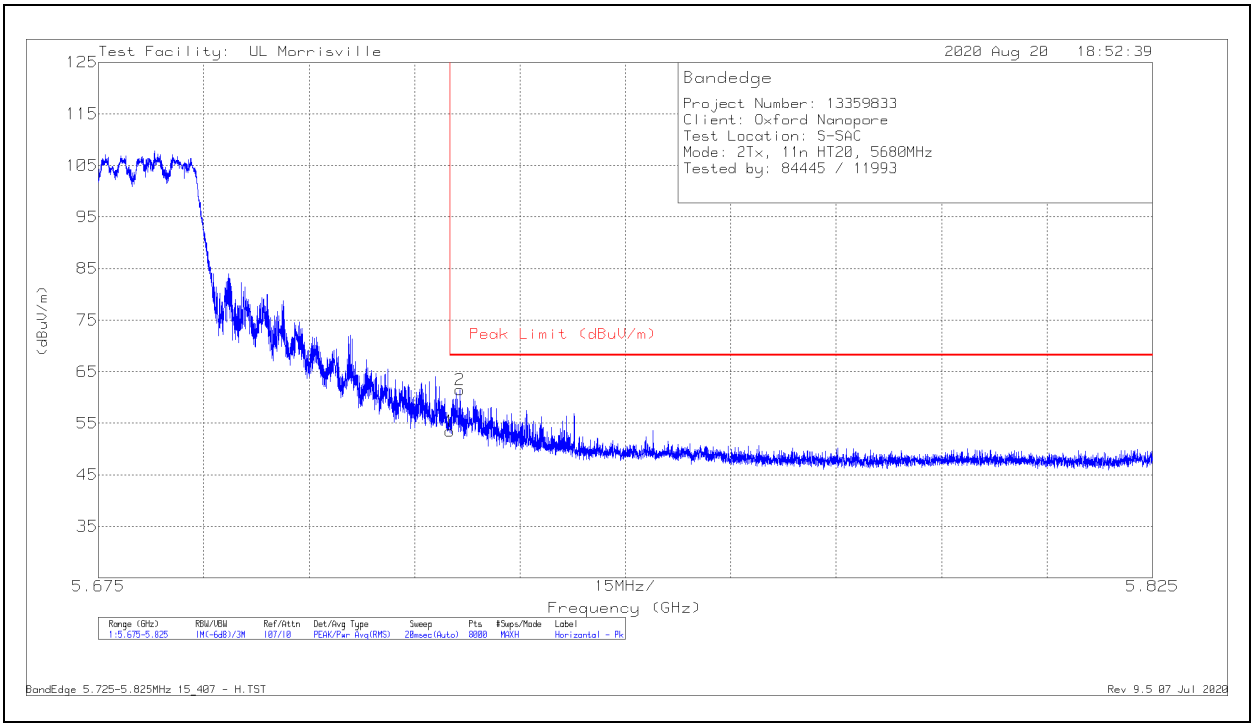

Marker	Frequency (GHz)	Meter Reading (dBuV)	Det	AT0067 (dB/m)	Amp/Cbl/Fltr/Pad (dB)	DC Corr (dB)	Corrected Reading (dBuV/m)	Peak Limit (dBuV/m)	PK Margin (dB)	Azimuth (Degs)	Height (cm)	Polarity
1	5.72501	42.39	Pk	34.6	-23.5	0	53.49	68.2	-14.71	11	223	H
2	5.72647	50.37	Pk	34.6	-23.5	0	61.47	68.2	-6.73	11	223	H

Pk - Peak detector

UL LLC
12 Laboratory Dr., RTP, NC 27709; USA TEL:(919) 549-1400
This report shall not be reproduced except in full, without the written approval of UL LLC.

VERTICAL RESULT

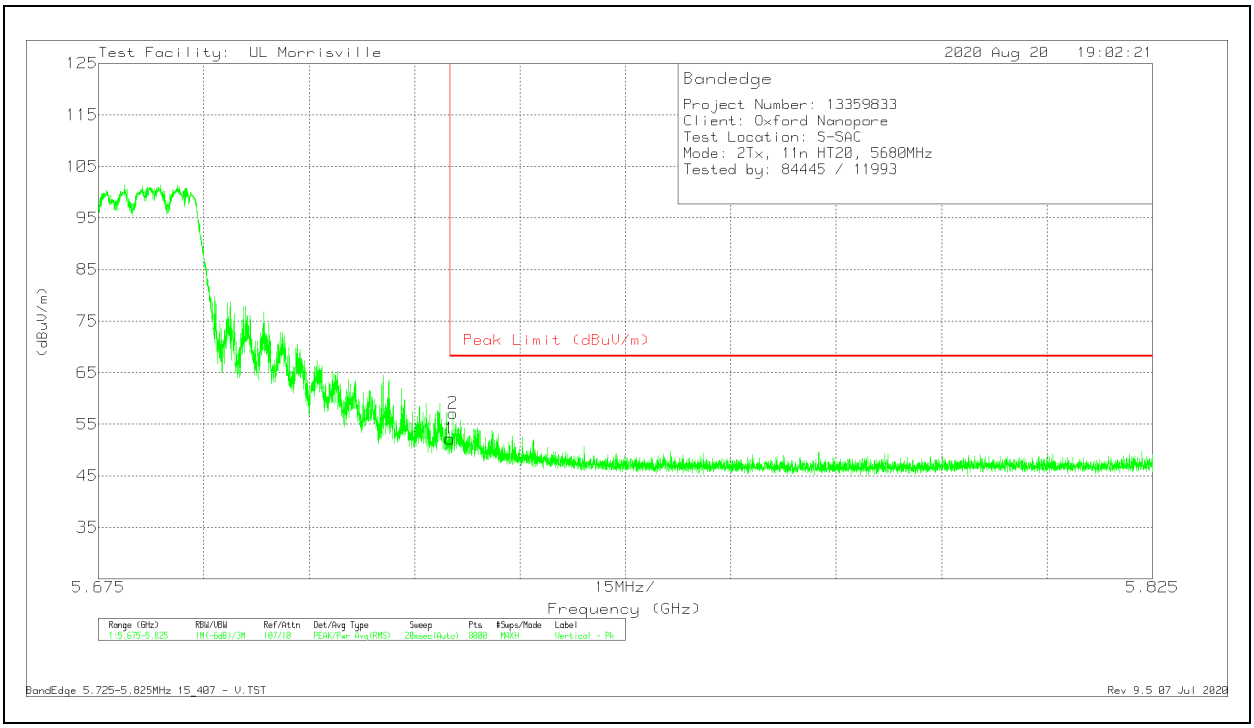

Marker	Frequency (GHz)	Meter Reading (dBuV)	Det	AT0067 (dB/m)	Amp/Cbl/Fltr/Pad (dB)	DC Corr (dB)	Corrected Reading (dBuV/m)	Peak Limit (dBuV/m)	PK Margin (dB)	Azimuth (Degs)	Height (cm)	Polarity
1	5.72501	41.09	Pk	34.6	-23.5	0	52.19	68.2	-16.01	125	341	V
2	5.72546	46.06	Pk	34.6	-23.5	0	57.16	68.2	-11.04	125	341	V

Pk - Peak detector

UL LLC
12 Laboratory Dr., RTP, NC 27709; USA
TEL:(919) 549-1400

This report shall not be reproduced except in full, without the written approval of UL LLC.

BANDEDGE (HIGH CHANNEL 140)

HORIZONTAL RESULT

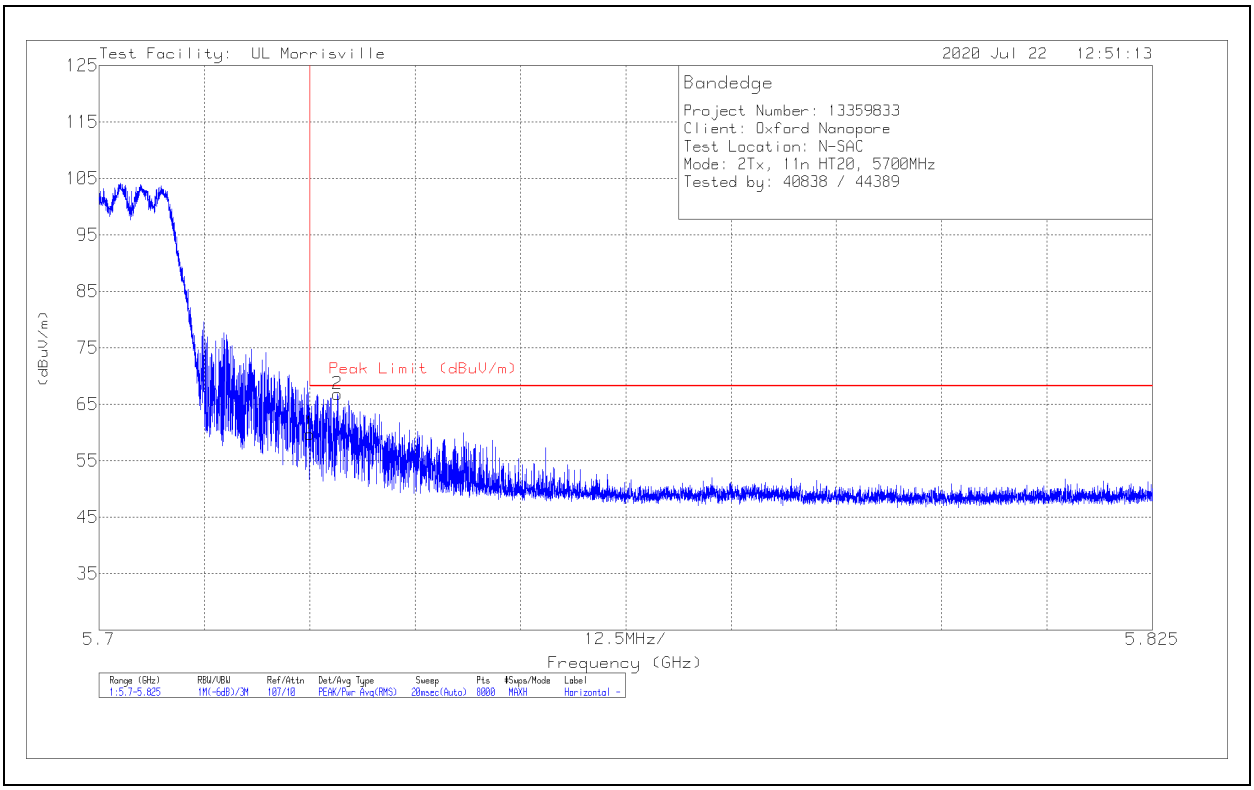

Marker	Frequency (GHz)	Meter Reading (dBuV)	Det	AT0072 dB(/m)	Amp/Cbl/Fltr/Pad (dB)	DC Corr (dB)	Corrected Reading (dBuV/m)	Peak Limit (dBuV/m)	PK Margin (dB)	Azimuth (Degs)	Height (cm)	Polarity
1	5.725	46.9	Pk	34.6	-21.8	0	59.7	68.2	-8.5	327	126	H
2	5.7283	53.96	Pk	34.6	-21.8	0	66.76	68.2	-1.44	327	126	H

Pk - Peak detector

UL LLC
12 Laboratory Dr., RTP, NC 27709; USA TEL:(919) 549-1400
This report shall not be reproduced except in full, without the written approval of UL LLC.

VERTICAL RESULT

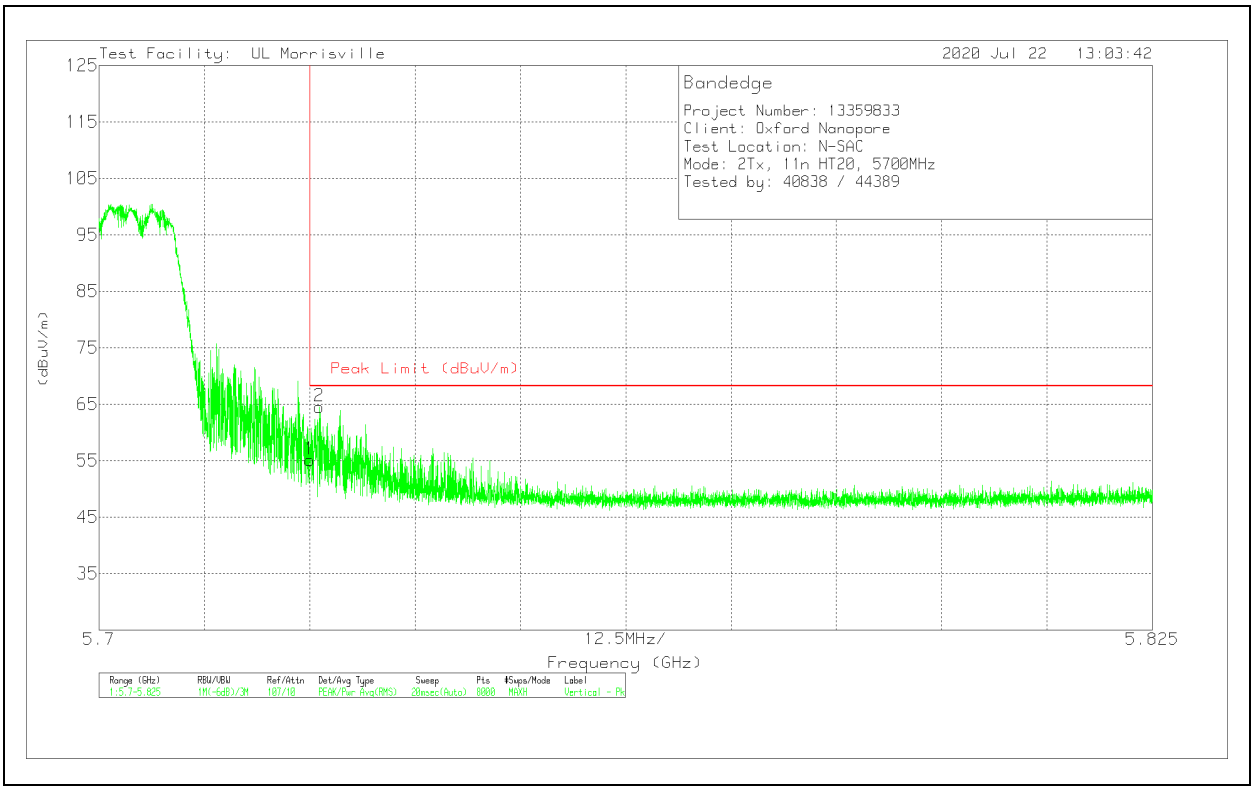

Marker	Frequency (GHz)	Meter Reading (dBuV)	Det	AT0072 dB(/m)	Amp/Cbl/Fltr/Pad (dB)	Corrected Reading (dBuV/m)	Peak Limit (dBuV/m)	PK Margin (dB)	Azimuth (Degs)	Height (cm)	Polarity
1	5.725	42.36	Pk	34.6	-21.8	55.16	68.2	-13.04	225	317	V
2	5.72613	51.75	Pk	34.6	-21.8	64.55	68.2	-3.65	225	317	V

Pk - Peak detector

UL LLC
12 Laboratory Dr., RTP, NC 27709; USA
TEL:(919) 549-1400

This report shall not be reproduced except in full, without the written approval of UL LLC.

HARMONICS AND SPURIOUS EMISSIONS

LOW CHANNEL RESULTS

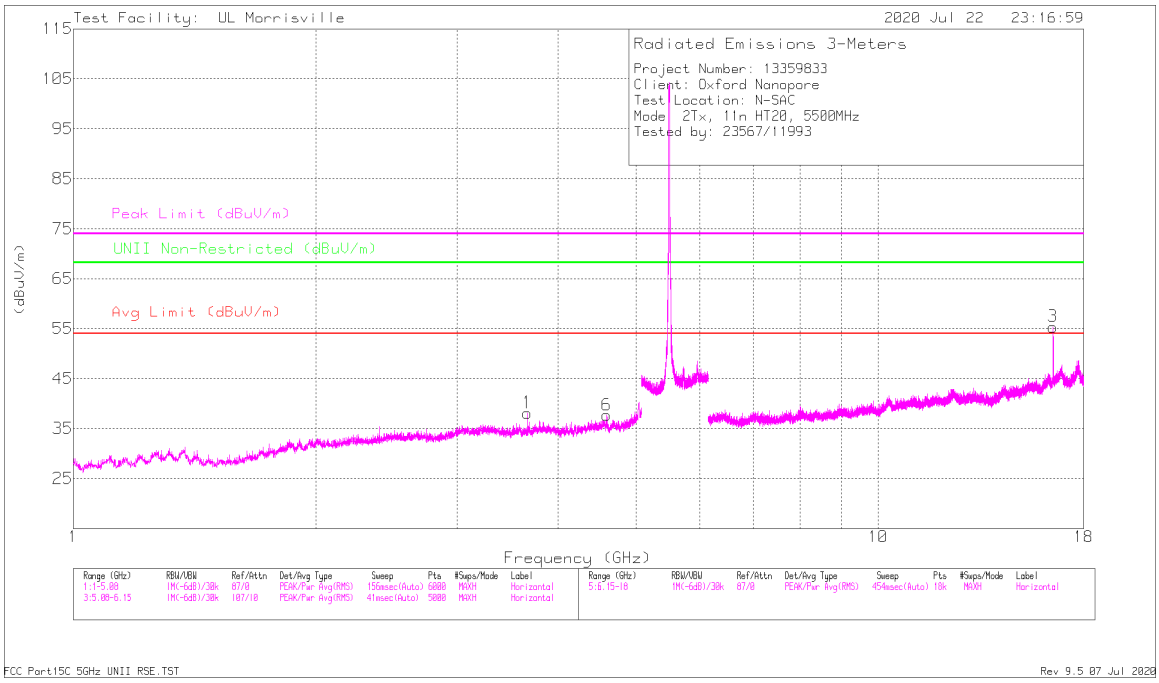

HORIZONTAL

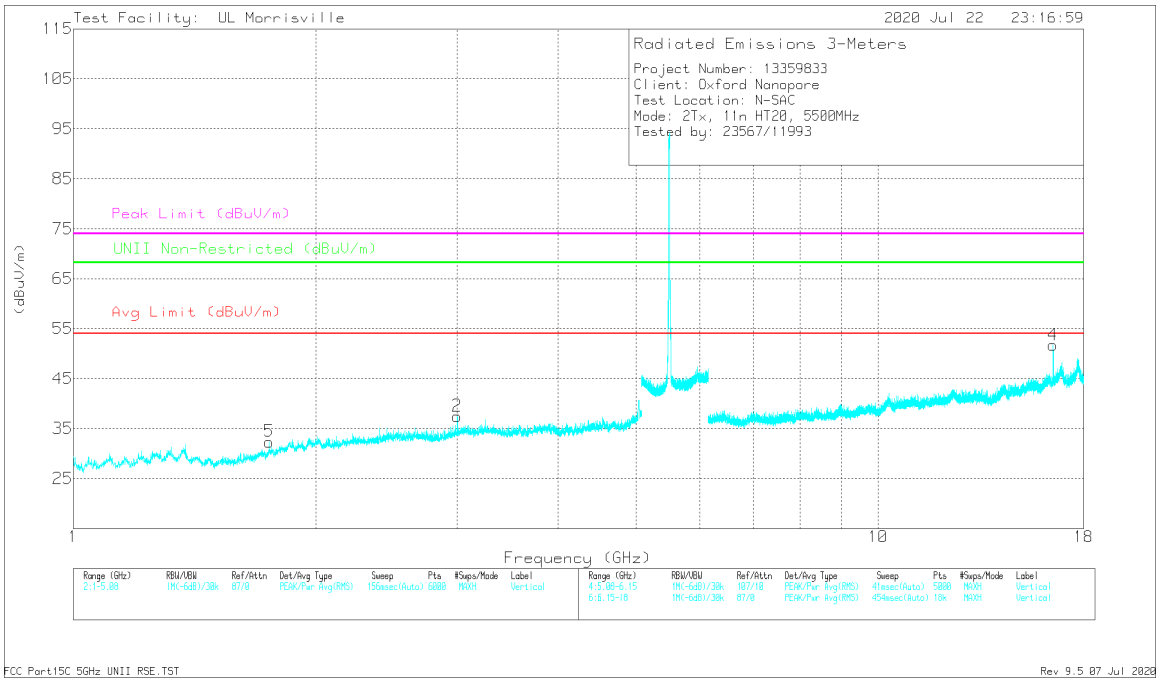

VERTICAL

UL LLC
12 Laboratory Dr., RTP, NC 27709; USA
TEL:(919) 549-1400

This report shall not be reproduced except in full, without the written approval of UL LLC.

Marker	Frequency (GHz)	Meter Reading (dBuV)	Det	AT0072 dB(/m)	Amp/Cbl/Fltr/Pad (dB)	DC Corr (dB)	Corrected Reading (dBuV/m)	Avg Limit (dBuV/m)	Margin (dB)	Peak Limit (dBuV/m)	PK Margin (dB)	UNII Non-Restricted (dBuV/m)	PK Margin (dB)	Azimuth (Degs)	Height (cm)	Polarity
1	* ** 3.66669	43	PK-U	33	-32	0	44	-	-	74	-30	-	-	346	185	H
	* ** 3.66662	29.95	ADV	33	-32	.72	31.67	54	-22.33	-	-	-	-	346	185	H
6	* ** 4.59699	40.87	PK-U	34.1	-31.7	0	43.27	-	-	74	-30.73	-	-	65	224	H
	* ** 4.59675	27.67	ADV	34.1	-31.7	.72	30.79	54	-23.21	-	-	-	-	65	224	H
5	** 1.74899	46.22	PK-U	29.6	-35	0	40.82	-	-	74	-33.18	68.2	-27.38	171	399	V
	** 1.74996	31.76	ADV	29.6	-35	.72	27.08	54	-26.92	-	-	-	-	171	399	V
2	2.99985	44.65	PK-U	33	-32.6	0	45.05	-	-	-	-	68.2	-23.15	281	342	V
4	16.49864	47.47	PK-U	41.3	-25.8	0	62.97	-	-	-	-	68.2	-5.23	309	111	V
3	16.50117	48.86	PK-U	41.3	-25.8	0	64.36	-	-	-	-	68.2	-3.84	342	214	H

* - indicates frequency in CFR47 Pt 15 / IC RSS-Restricted Band
** - indicates frequency in Taiwan NCC LP0002 Restricted Band
PK-U - Maximum Peak
ADV - Linear Voltage Average
Pk - Peak detector

UL LLC
12 Laboratory Dr., RTP, NC 27709; USA TEL:(919) 549-1400
This report shall not be reproduced except in full, without the written approval of UL LLC.

MID CHANNEL RESULTS

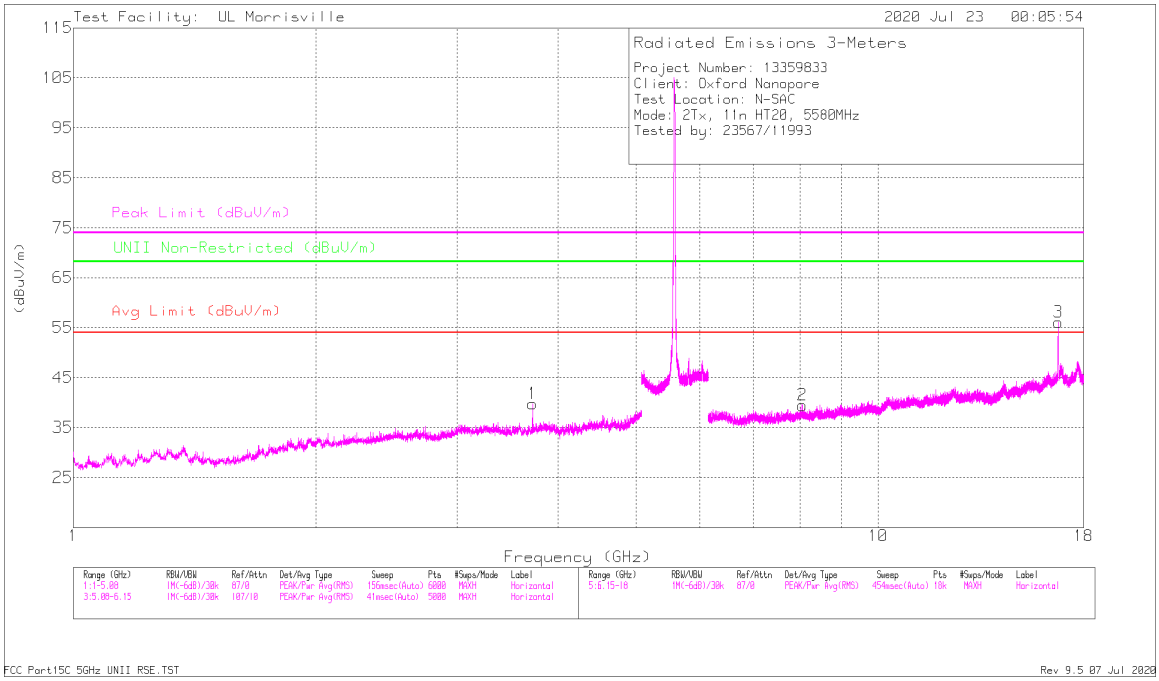

HORIZONTAL

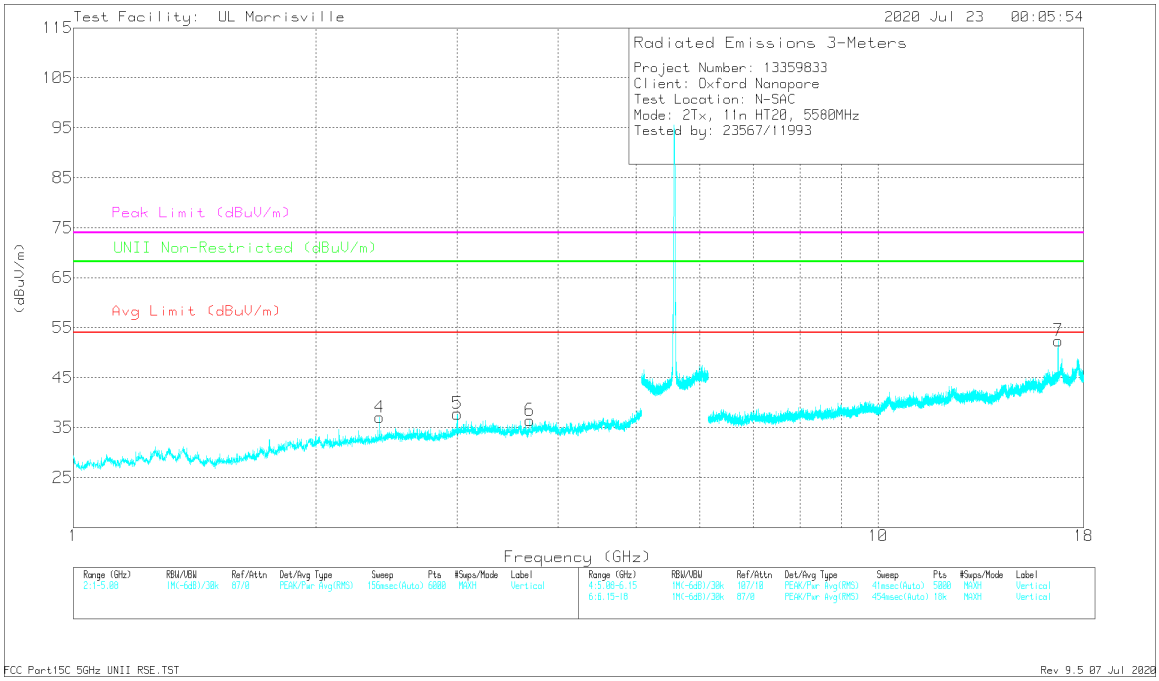

VERTICAL

UL LLC
12 Laboratory Dr., RTP, NC 27709; USA
TEL:(919) 549-1400

This report shall not be reproduced except in full, without the written approval of UL LLC.

Marker	Frequency (GHz)	Meter Reading (dBuV)	Det	AT0072 dB(/m)	Amp/Cbl/Fltr/Pad (dB)	DC Corr (dB)	Corrected Reading (dBuV/m)	Avg Limit (dBuV/m)	Margin (dB)	Peak Limit (dBuV/m)	PK Margin (dB)	UNII Non-Restricted (dBuV/m)	PK Margin (dB)	Azimuth (Degs)	Height (cm)	Polarity
1	* ** 3.71991	43.67	PK-U	33.2	-32.3	0	44.57	-	-	74	-29.43	-	-	9	373	H
	* ** 3.72002	29.45	ADV	33.2	-32.3	.72	31.07	54	-22.93	-	-	-	-	9	373	H
6	* ** 3.69141	41.24	PK-U	33.1	-32	0	42.34	-	-	74	-31.66	-	-	223	367	V
	* ** 3.69037	28.01	ADV	33.1	-32	.72	29.83	54	-24.17	-	-	-	-	223	367	V
2	* ** 8.0581	36.65	PK-U	35.9	-27.1	0	45.45	-	-	74	-28.55	-	-	113	308	H
	* ** 8.05854	23.38	ADV	35.9	-27.1	.72	32.9	54	-21.1	-	-	-	-	113	308	H
4	2.40207	47.44	PK-U	31.9	-33.6	0	45.74	-	-	-	-	68.2	-22.46	39	120	V
5	3.00005	44.71	PK-U	33	-32.6	0	45.11	-	-	-	-	68.2	-23.09	278	331	V
7	16.73569	44.41	PK-U	41.7	-23.8	0	62.31	-	-	-	-	68.2	-5.89	9	108	V
3	16.73596	49.79	PK-U	41.7	-23.8	0	67.69	-	-	-	-	68.2	-.51	0	258	H

* - indicates frequency in CFR47 Pt 15 / IC RSS-Restricted Band
** - indicates frequency in Taiwan NCC LP0002 Restricted Band
PK-U - Maximum Peak
ADV - Linear Voltage Average
Pk - Peak detector

UL LLC
12 Laboratory Dr., RTP, NC 27709; USA TEL:(919) 549-1400
This report shall not be reproduced except in full, without the written approval of UL LLC.

HIGH CHANNEL RESULTS

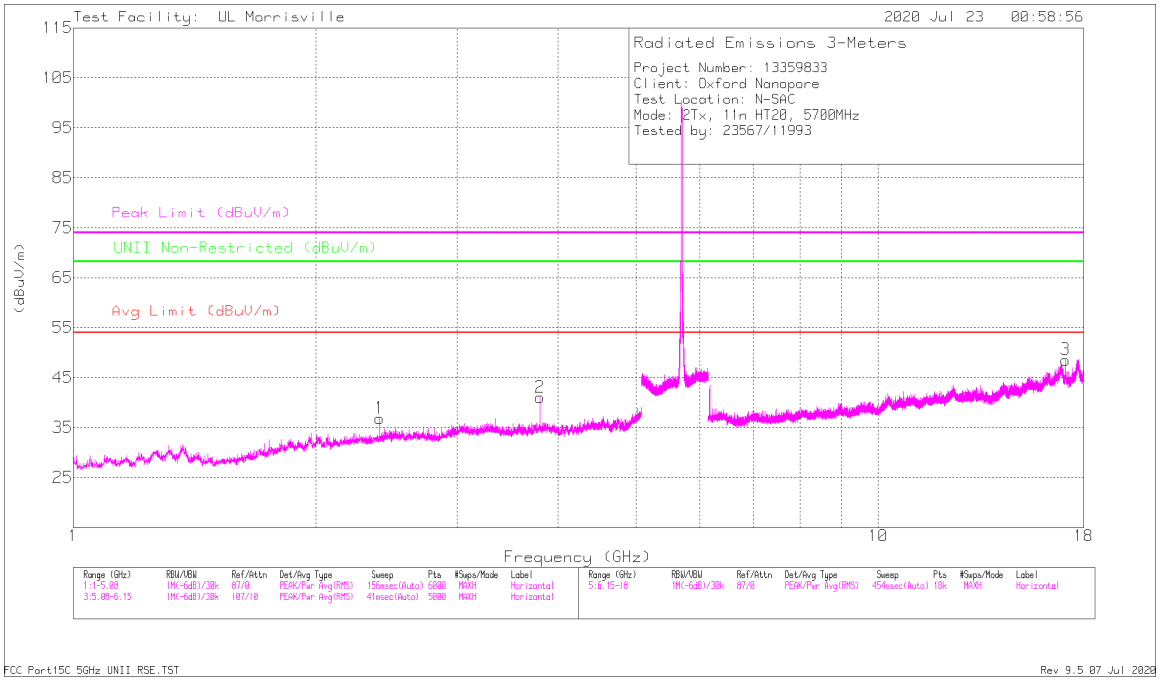

HORIZONTAL

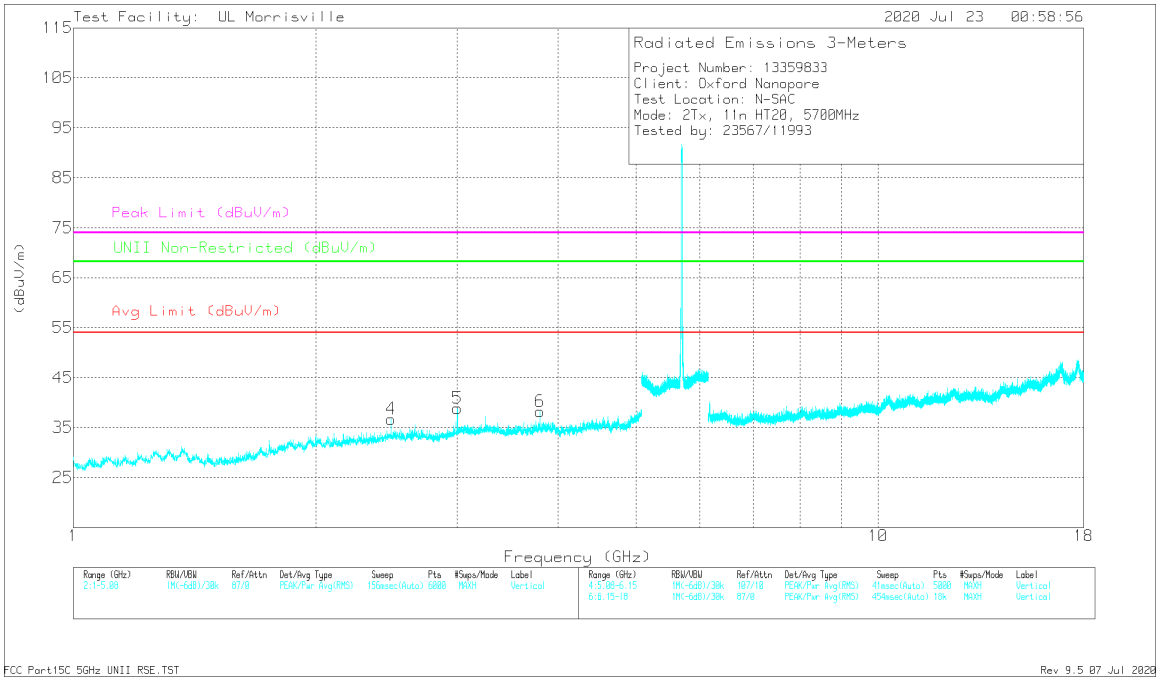

VERTICAL

UL LLC
12 Laboratory Dr., RTP, NC 27709; USA TEL:(919) 549-1400

This report shall not be reproduced except in full, without the written approval of UL LLC.

Marker	Frequency (GHz)	Meter Reading (dBuV)	Det	AT0072 dB(/m)	Amp/Cbl/Fltr/Pad (dB)	DC Corr (dB)	Corrected Reading (dBuV/m)	Avg Limit (dBuV/m)	Margin (dB)	Peak Limit (dBuV/m)	PK Margin (dB)	UNII Non-Restricted (dBuV/m)	PK Margin (dB)	Azimuth (Degs)	Height (cm)	Polarity
2	* ** 3.79994	45.68	PK-U	33.6	-32.3	0	46.98	-	-	74	-27.02	-	-	326	125	H
	* ** 3.79999	39.6	ADV	33.6	-32.3	.72	41.62	54	-12.38	-	-	-	-	326	125	H
6	* ** 3.80012	43.12	PK-U	33.6	-32.3	0	44.42	-	-	74	-29.58	-	-	323	104	V
	* ** 3.79998	33.78	ADV	33.6	-32.3	.72	35.8	54	-18.2	-	-	-	-	323	104	V
1	2.40157	45.38	PK-U	31.9	-33.6	0	43.68	-	-	-	-	68.2	-24.52	111	261	H
4	2.48002	45.17	PK-U	32.4	-33.6	0	43.97	-	-	-	-	68.2	-24.23	26	192	V
5	3.00026	44.88	PK-U	33	-32.6	0	45.28	-	-	-	-	68.2	-22.92	278	334	V
3	17.09729	39.77	PK-U	41.2	-24.1	0	56.87	-	-	-	-	68.2	-11.33	354	244	H

* - indicates frequency in CFR47 Pt 15 / IC RSS-Restricted Band
** - indicates frequency in Taiwan NCC LP0002 Restricted Band
PK-U - Maximum Peak
ADV - Linear Voltage Average
Pk - Peak detector

UL LLC
12 Laboratory Dr., RTP, NC 27709; USA TEL:(919) 549-1400
This report shall not be reproduced except in full, without the written approval of UL LLC.

12.1.11. TX ABOVE 1 GHz 802.11n HT40 MODE IN THE 5.6 GHz BAND

2TX ANTENNA 1 + ANTENNA 2 MODE

BANDEDGE (LOW CHANNEL 102)

HORIZONTAL RESULT

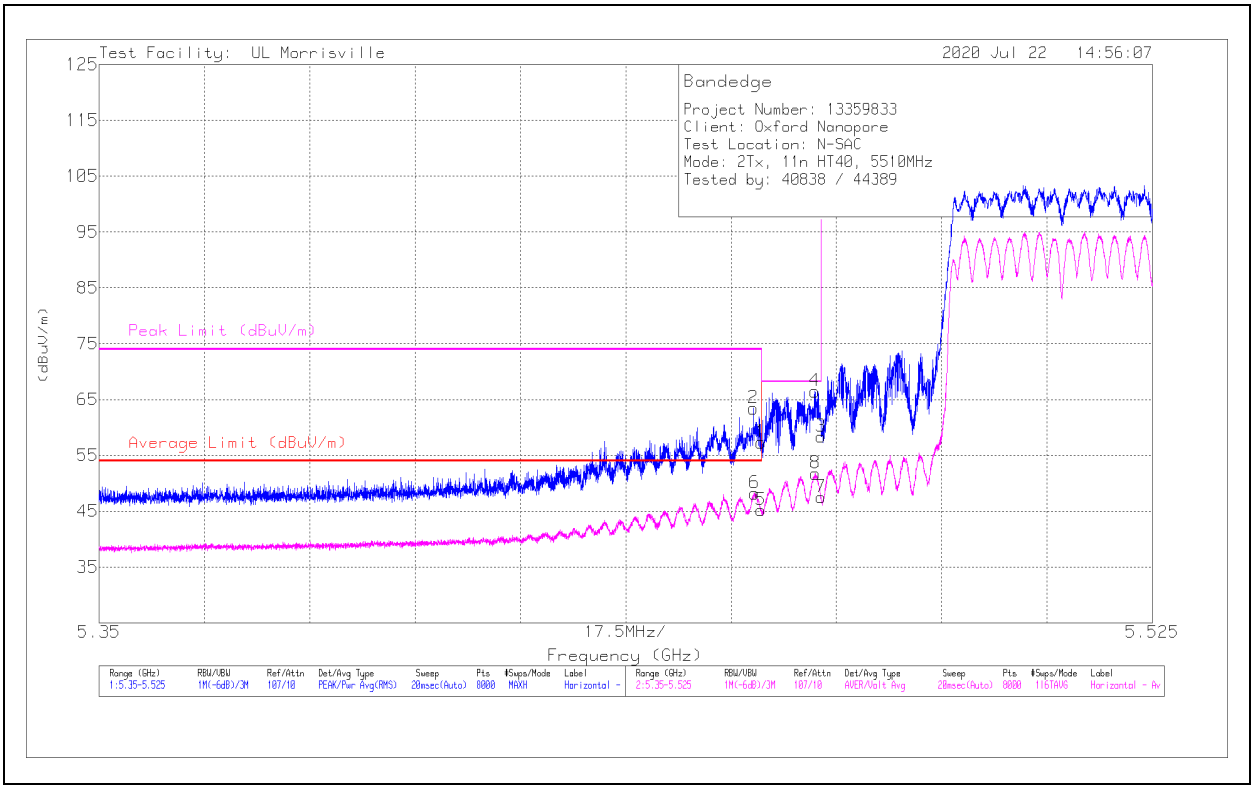

Marker	Frequency (GHz)	Meter Reading (dBuV)	Det	AT0072 dB(/m)	Amp/Cbl/Fltr/Pad (dB)	DC Corr (dB)	Corrected Reading (dBuV/m)	Average Limit (dBuV/m)	Margin (dB)	Peak Limit (dBuV/m)	PK Margin (dB)	Azimuth (Degs)	Height (cm)	Polarity
1	* ** 5.45998	44.93	Pk	34.4	-22	0	57.33	-	-	74	-16.67	304	239	H
2	* ** 5.45871	51.04	Pk	34.4	-22	0	63.44	-	-	74	-10.56	304	239	H
5	* ** 5.45998	31.47	ADV	34.4	-22	1.32	45.19	54	-8.81	-	-	304	239	H
6	* ** 5.45889	34.48	ADV	34.4	-22	1.32	48.2	54	-5.8	-	-	304	239	H
4	5.46895	54.08	Pk	34.4	-22	0	66.48	-	-	68.2	-1.72	304	239	H
8	5.46902	38.01	ADV	34.4	-22	1.32	51.73	-	-	-	-	304	239	H
3	5.46998	45.85	Pk	34.4	-21.9	0	58.35	-	-	68.2	-9.85	304	239	H
7	5.46998	33.7	ADV	34.4	-21.9	1.32	47.52	-	-	-	-	304	239	H

* - indicates frequency in CFR47 Pt 15 / IC RSS-Restricted Band
** - indicates frequency in Taiwan NCC LP0002 Restricted Band
Pk - Peak detector
ADV - Linear Voltage Average

UL LLC
12 Laboratory Dr., RTP, NC 27709; USA TEL:(919) 549-1400
This report shall not be reproduced except in full, without the written approval of UL LLC.

VERTICAL RESULT

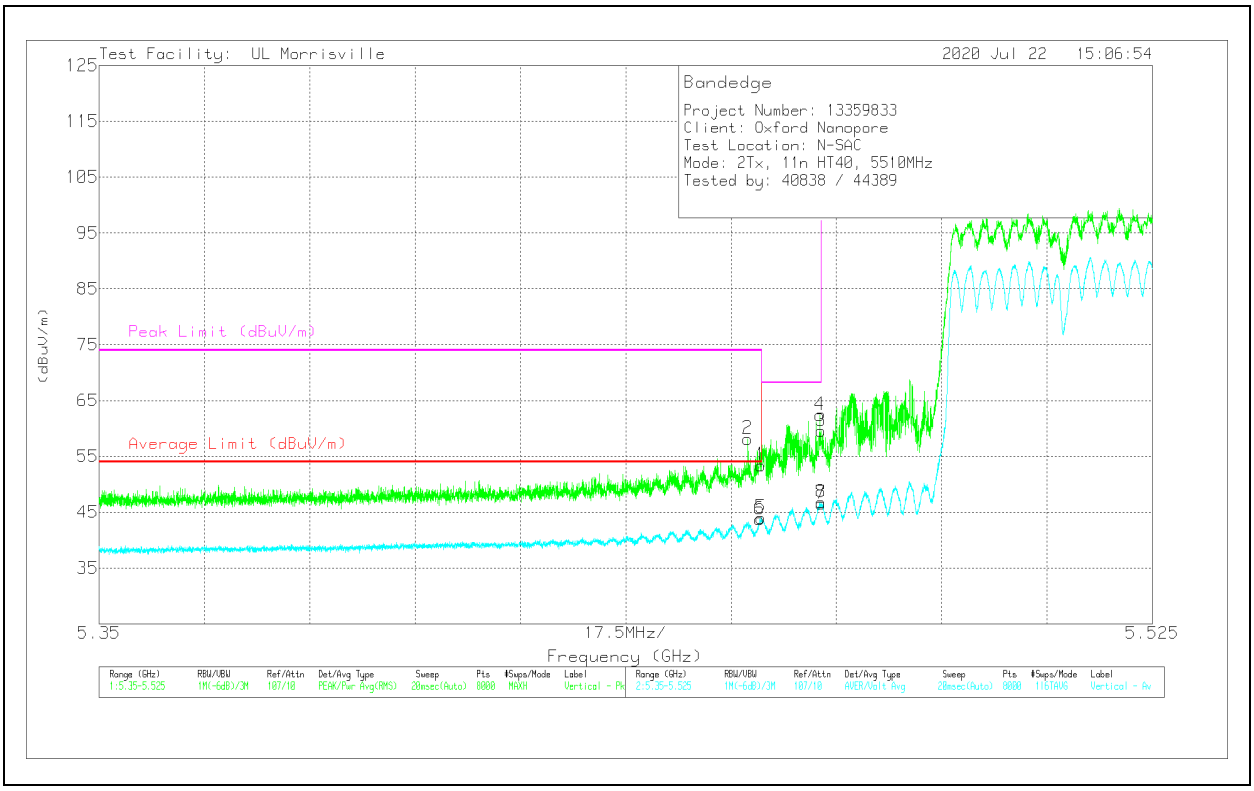

Marker	Frequency (GHz)	Meter Reading (dBuV)	Det	AT0072 dB(/m)	Amp/Cbl/Fltr/Pad (dB)	DC Corr (dB)	Corrected Reading (dBuV/m)	Average Limit (dBuV/m)	Margin (dB)	Peak Limit (dBuV/m)	PK Margin (dB)	Azimuth (Degs)	Height (cm)	Polarity
1	* ** 5.45998	41.02	Pk	34.4	-22	0	53.42	-	-	74	-20.58	86	393	V
2	* ** 5.45779	45.76	Pk	34.4	-22	0	58.16	-	-	74	-15.84	86	393	V
5	* ** 5.45998	30.31	ADV	34.4	-22	1.32	44.03	54	-9.97	-	-	86	393	V
6	* ** 5.45976	30.01	ADV	34.4	-22	1.32	43.73	54	-10.27	-	-	86	393	V
4	5.46976	50	Pk	34.4	-22	0	62.4	-	-	68.2	-5.8	86	393	V
8	5.46994	32.95	ADV	34.4	-21.9	1.32	46.77	-	-	-	-	86	393	V
3	5.46998	47.06	Pk	34.4	-21.9	0	59.56	-	-	68.2	-8.64	86	393	V
7	5.46998	32.75	ADV	34.4	-21.9	1.32	46.57	-	-	-	-	86	393	V

* - indicates frequency in CFR47 Pt 15 / IC RSS-Restricted Band
** - indicates frequency in Taiwan NCC LP0002 Restricted Band
Pk - Peak detector
ADV - Linear Voltage Average

UL LLC
12 Laboratory Dr., RTP, NC 27709; USA
TEL:(919) 549-1400

This report shall not be reproduced except in full, without the written approval of UL LLC.

BANDEDGE (LOW CHANNEL 110)

HORIZONTAL RESULT

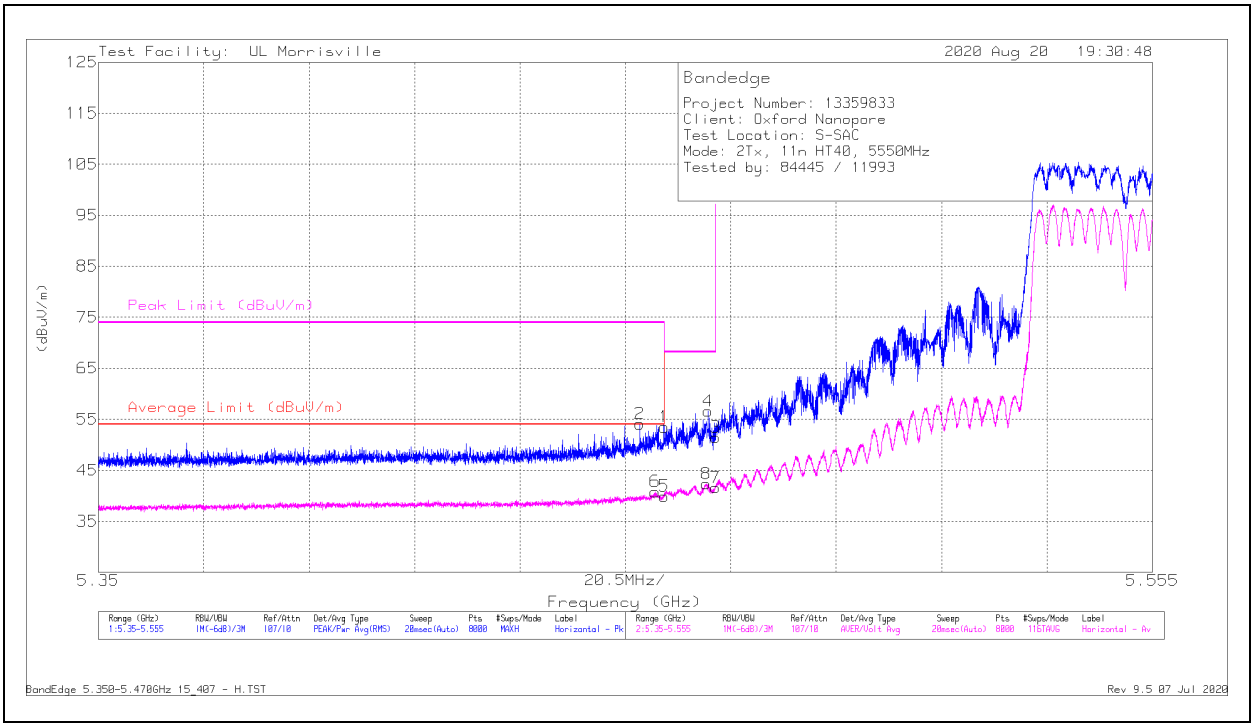

Marker	Frequency (GHz)	Meter Reading (dBuV)	Det	AT0067 (dB/m)	Amp/Cbl/Fltr/Pad (dB)	DC Corr (dB)	Corrected Reading (dBuV/m)	Average Limit (dBuV/m)	Margin (dB)	Peak Limit (dBuV/m)	PK Margin (dB)	Azimuth (Degs)	Height (cm)	Polarity
1	* ** 5.46	42.49	Pk	34.5	-23.5	0	53.49	-	-	74	-20.51	233	333	H
2	* ** 5.45533	43.11	Pk	34.5	-23.5	0	54.11	-	-	74	-19.89	233	333	H
5	* ** 5.46	27.63	ADV	34.5	-23.5	1.32	39.95	54	-14.05	-	-	233	333	H
6	* ** 5.45828	28.5	ADV	34.5	-23.5	1.32	40.82	54	-13.18	-	-	233	333	H
4	5.46858	45.64	Pk	34.5	-23.5	0	56.64	-	-	68.2	-11.56	233	333	H
3	5.46999	40.49	Pk	34.5	-23.5	0	51.49	-	-	68.2	-16.71	233	333	H
8	5.46822	30.14	ADV	34.5	-23.6	1.32	42.36	-	-	-	-	233	333	H
7	5.46999	29.29	ADV	34.5	-23.5	1.32	41.61	-	-	-	-	233	333	H

* - indicates frequency in CFR47 Pt 15 / IC RSS-Restricted Band
** - indicates frequency in Taiwan NCC LP0002 Restricted Band
Pk - Peak detector
ADV - Linear Voltage Average

UL LLC
12 Laboratory Dr., RTP, NC 27709; USA TEL:(919) 549-1400
This report shall not be reproduced except in full, without the written approval of UL LLC.

VERTICAL RESULT

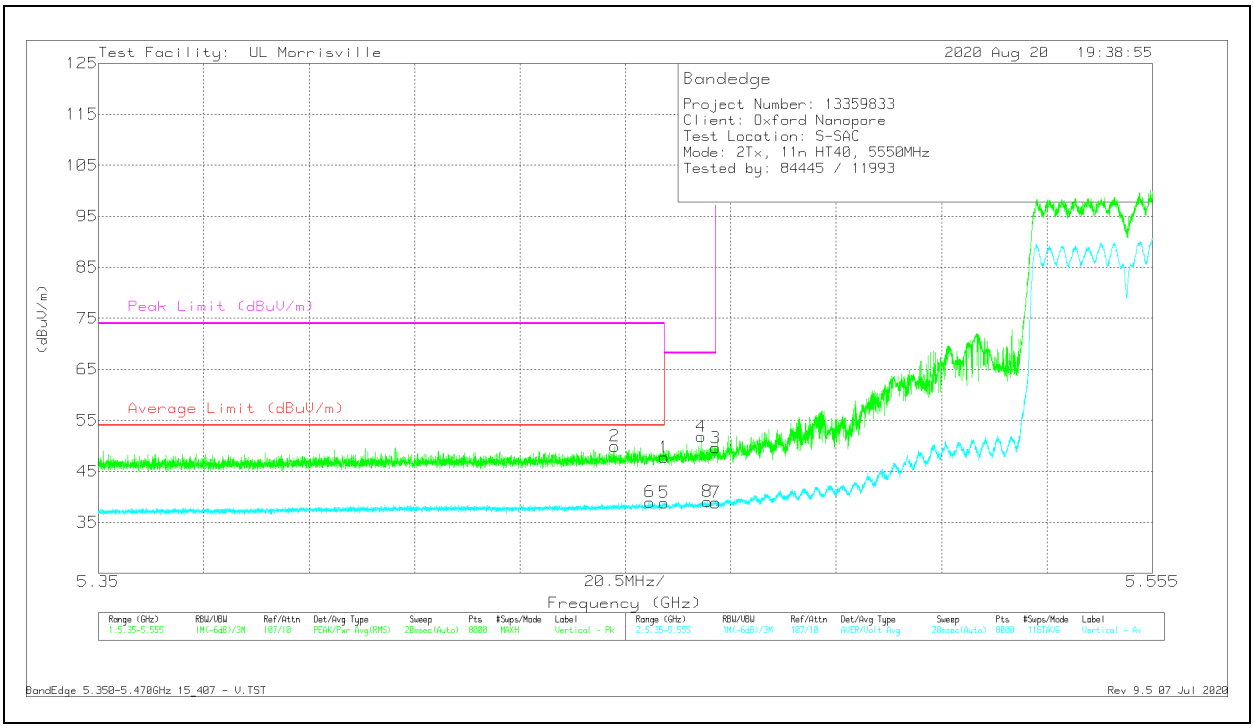

Marker	Frequency (GHz)	Meter Reading (dBuV)	Det	AT0067 (dB/m)	Amp/Cbl/Fltr/Pad (dB)	DC Corr (dB)	Corrected Reading (dBuV/m)	Average Limit (dBuV/m)	Margin (dB)	Peak Limit (dBuV/m)	PK Margin (dB)	Azimuth (Degs)	Height (cm)	Polarity
1	* ** 5.46	36.76	Pk	34.5	-23.5	0	47.76	-	-	74	-26.24	286	354	V
2	* ** 5.45046	38.82	Pk	34.5	-23.4	0	49.92	-	-	74	-24.08	286	354	V
5	* ** 5.46	26.53	ADV	34.5	-23.5	1.32	38.85	54	-15.15	-	-	286	354	V
6	* ** 5.45728	26.65	ADV	34.5	-23.5	1.32	38.97	54	-15.03	-	-	286	354	V
4	5.46725	40.91	Pk	34.5	-23.6	0	51.81	-	-	68.2	-16.39	286	354	V
3	5.46999	38.61	Pk	34.5	-23.5	0	49.61	-	-	68.2	-18.59	286	354	V
8	5.46843	26.85	ADV	34.5	-23.6	1.32	39.07	-	-	-	-	286	354	V
7	5.46999	26.54	ADV	34.5	-23.5	1.32	38.86	-	-	-	-	286	354	V

* - indicates frequency in CFR47 Pt 15 / IC RSS-Restricted Band
** - indicates frequency in Taiwan NCC LP0002 Restricted Band
Pk - Peak detector
ADV - Linear Voltage Average

UL LLC
12 Laboratory Dr., RTP, NC 27709; USA
TEL:(919) 549-1400

This report shall not be reproduced except in full, without the written approval of UL LLC.

BANDEDGE (HIGH CHANNEL)

HORIZONTAL RESULT

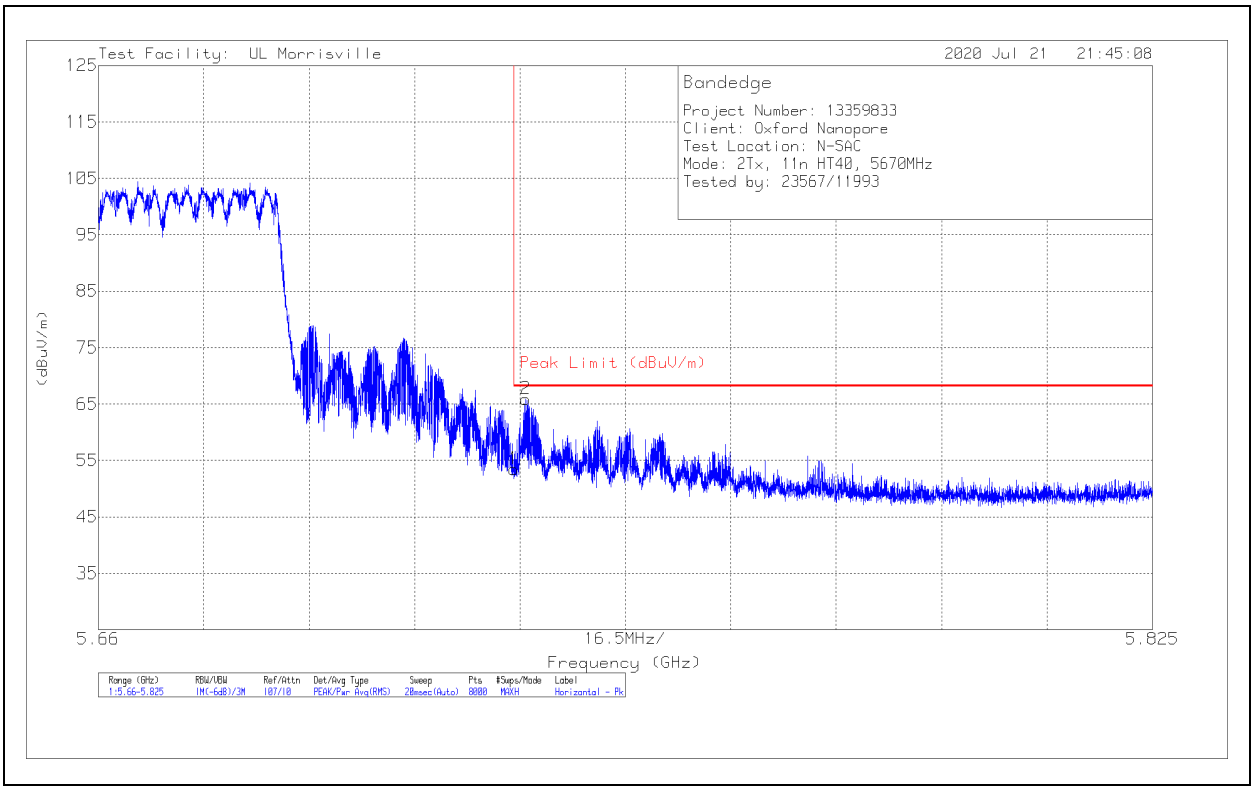

Marker	Frequency (GHz)	Meter Reading (dBuV)	Det	AT0072 dB(/m)	Amp/Cbl/Fltr/Pad (dB)	Corrected Reading (dBuV/m)	Peak Limit (dBuV/m)	PK Margin (dB)	Azimuth (Degs)	Height (cm)	Polarity
1	5.72502	40.65	Pk	34.6	-21.8	53.45	68.2	-14.75	309	258	H
2	5.72686	53.07	Pk	34.6	-21.8	65.87	68.2	-2.33	309	258	H

Pk - Peak detector

UL LLC
12 Laboratory Dr., RTP, NC 27709; USA TEL:(919) 549-1400
This report shall not be reproduced except in full, without the written approval of UL LLC.

VERTICAL RESULT

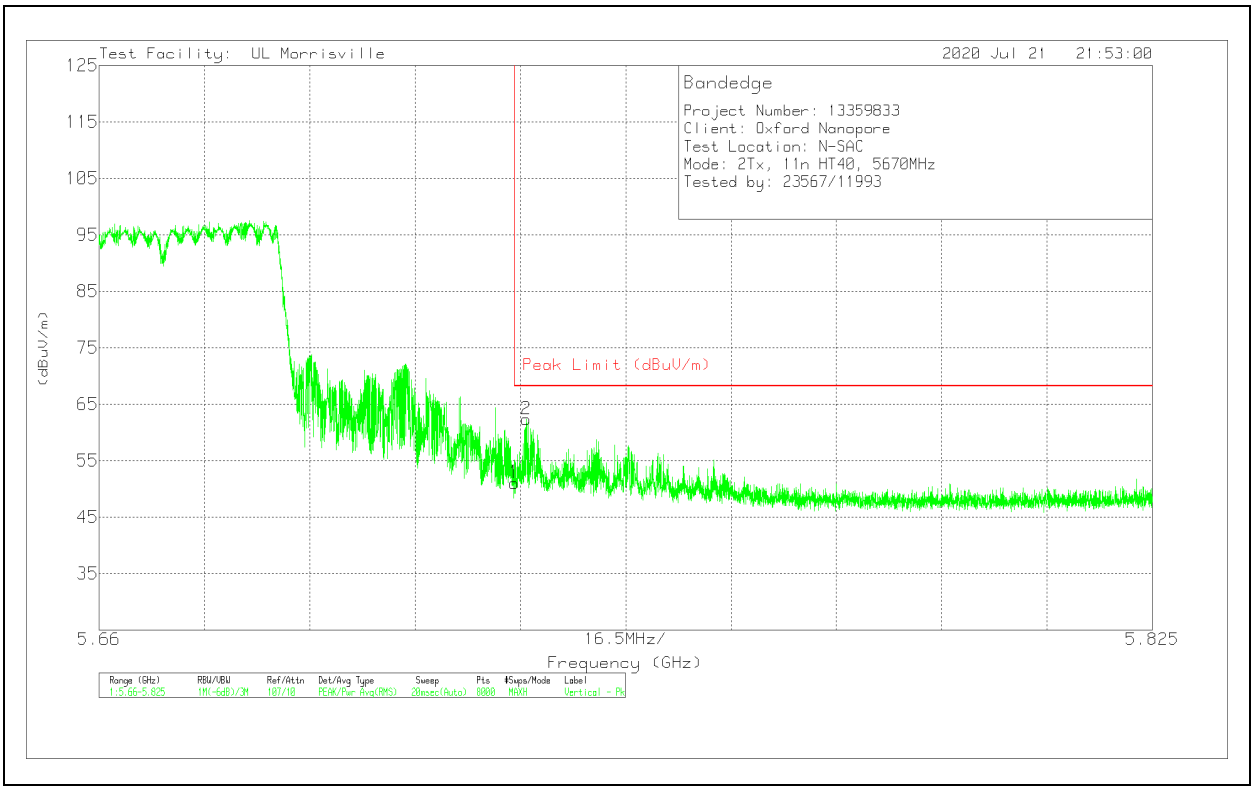

Marker	Frequency (GHz)	Meter Reading (dBuV)	Det	AT0072 dB(/m)	Amp/Cbl/Fltr/Pad (dB)	Corrected Reading (dBuV/m)	Peak Limit (dBuV/m)	PK Margin (dB)	Azimuth (Degs)	Height (cm)	Polarity
1	5.72502	38.23	Pk	34.6	-21.8	51.03	68.2	-17.17	6	388	V
2	5.7269	49.52	Pk	34.6	-21.8	62.32	68.2	-5.88	6	388	V

Pk - Peak detector

UL LLC
12 Laboratory Dr., RTP, NC 27709; USA
TEL:(919) 549-1400

This report shall not be reproduced except in full, without the written approval of UL LLC.

HARMONICS AND SPURIOUS EMISSIONS

LOW CHANNEL RESULTS

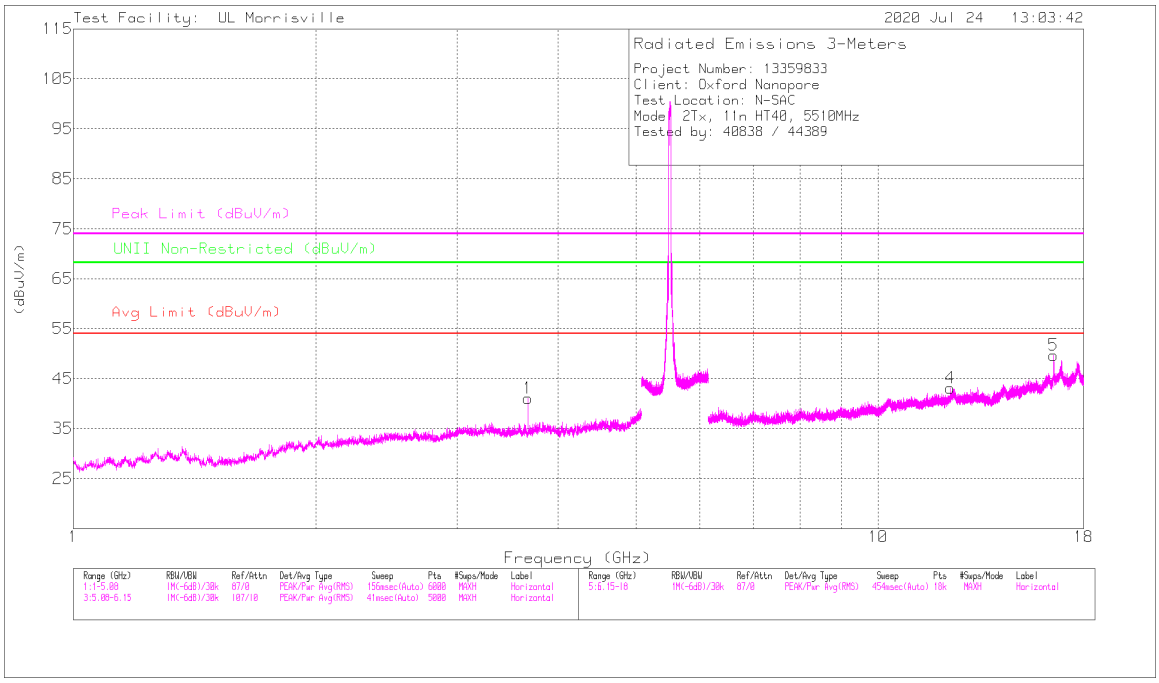

HORIZONTAL

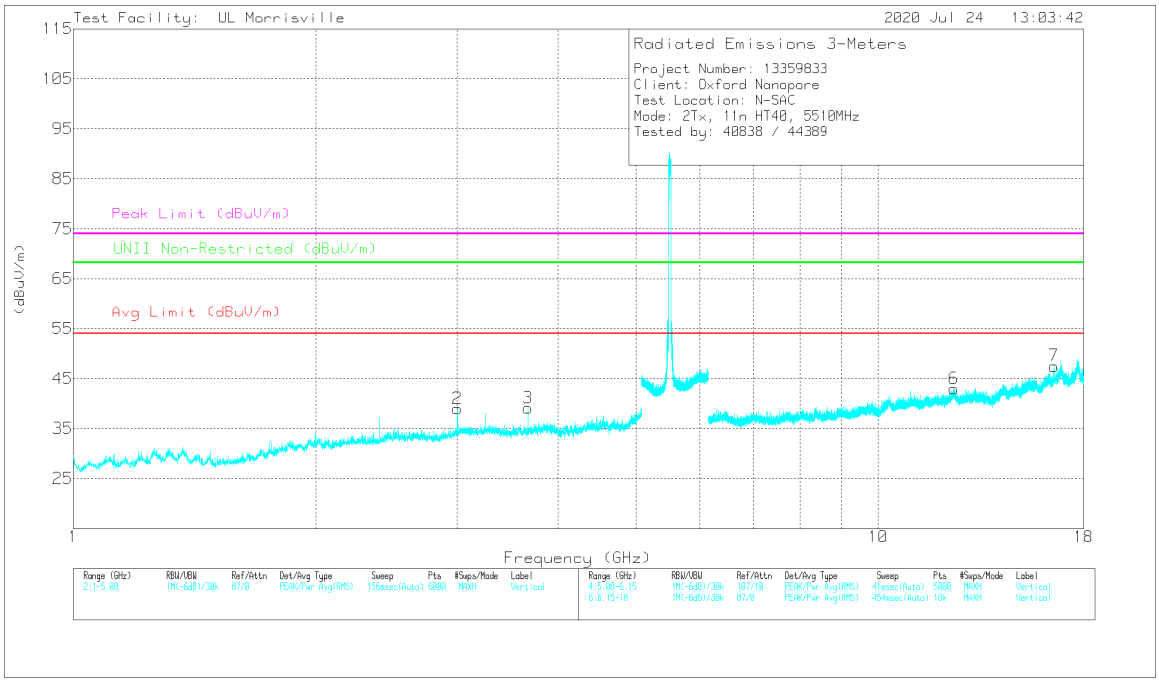

VERTICAL

UL LLC
12 Laboratory Dr., RTP, NC 27709; USA
TEL:(919) 549-1400

This report shall not be reproduced except in full, without the written approval of UL LLC.

Marker	Frequency (GHz)	Meter Reading (dBuV)	Det	AT0072 dB(/m)	Amp/Cbl/Fltr/Pad (dB)	DC Corr (dB)	Corrected Reading (dBuV/m)	Avg Limit (dBuV/m)	Margin (dB)	Peak Limit (dBuV/m)	PK Margin (dB)	UNII Non-Restricted (dBuV/m)	PK Margin (dB)	Azimuth (Degs)	Height (cm)	Polarity
1	* ** 3.67344	45.34	PK-U	33.1	-32	0	46.44	-	-	74	-27.56	-	-	353	338	H
	* ** 3.67336	31.48	ADV	33.1	-32	1.32	33.9	54	-20.1	-	-	-	-	353	338	H
3	* ** 3.67332	44.62	PK-U	33.1	-32	0	45.72	-	-	74	-28.28	-	-	7	304	V
	* ** 3.67328	32.13	ADV	33.1	-32	1.32	34.55	54	-19.45	-	-	-	-	7	304	V
4	* ** 12.29043	35.61	PK-U	38.9	-25.7	0	48.81	-	-	74	-25.19	-	-	212	133	H
	* ** 12.29011	22.71	ADV	38.9	-25.7	1.32	37.23	54	-16.77	-	-	-	-	212	133	H
6	* ** 12.40764	35.13	PK-U	39	-24.3	0	49.83	-	-	74	-24.17	-	-	279	110	V
	* ** 12.40787	21.93	ADV	39	-24.3	1.32	37.95	54	-16.05	-	-	-	-	279	110	V
2	3.00011	45.55	PK-U	33	-32.6	0	45.95	-	-	-	-	68.2	-22.25	266	339	V
5	16.51955	42.75	PK-U	41.4	-25.7	0	58.45	-	-	-	-	68.2	-9.75	342	250	H
7	16.53947	39.85	PK-U	41.4	-25.4	0	55.85	-	-	-	-	68.2	-12.35	326	252	V

* - indicates frequency in CFR47 Pt 15 / IC RSS-Restricted Band
** - indicates frequency in Taiwan NCC LP0002 Restricted Band
PK-U - Maximum Peak
ADV - Linear Voltage Average

UL LLC
12 Laboratory Dr., RTP, NC 27709; USA TEL:(919) 549-1400
This report shall not be reproduced except in full, without the written approval of UL LLC.

MID CHANNEL RESULTS

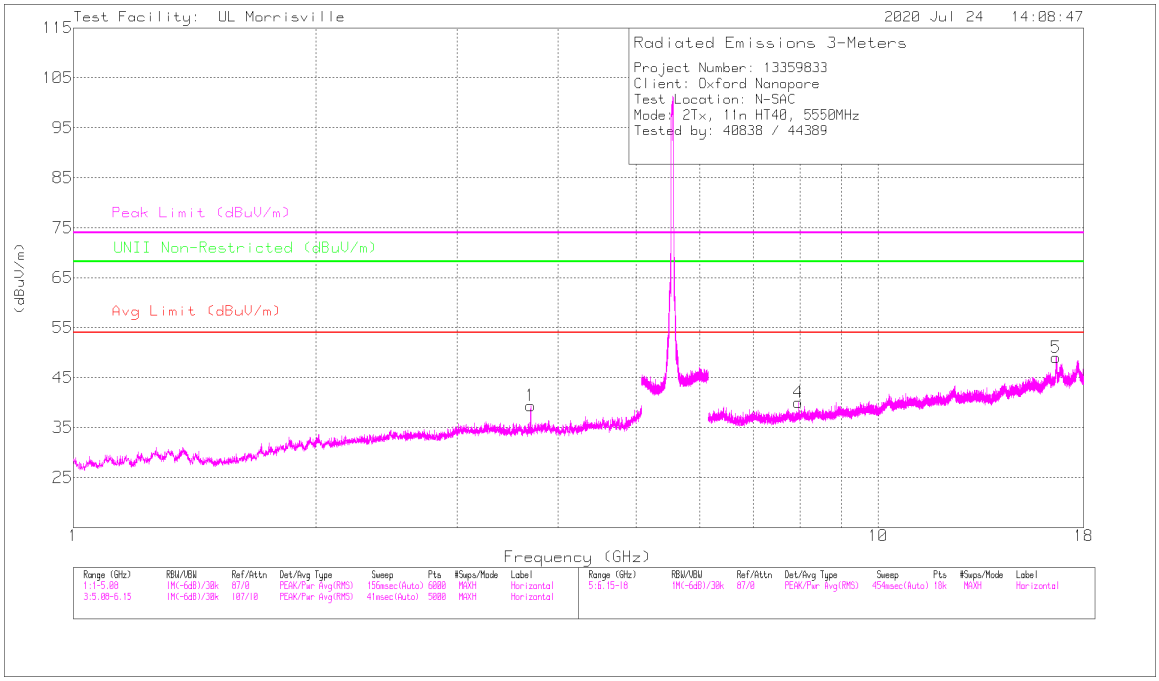

HORIZONTAL

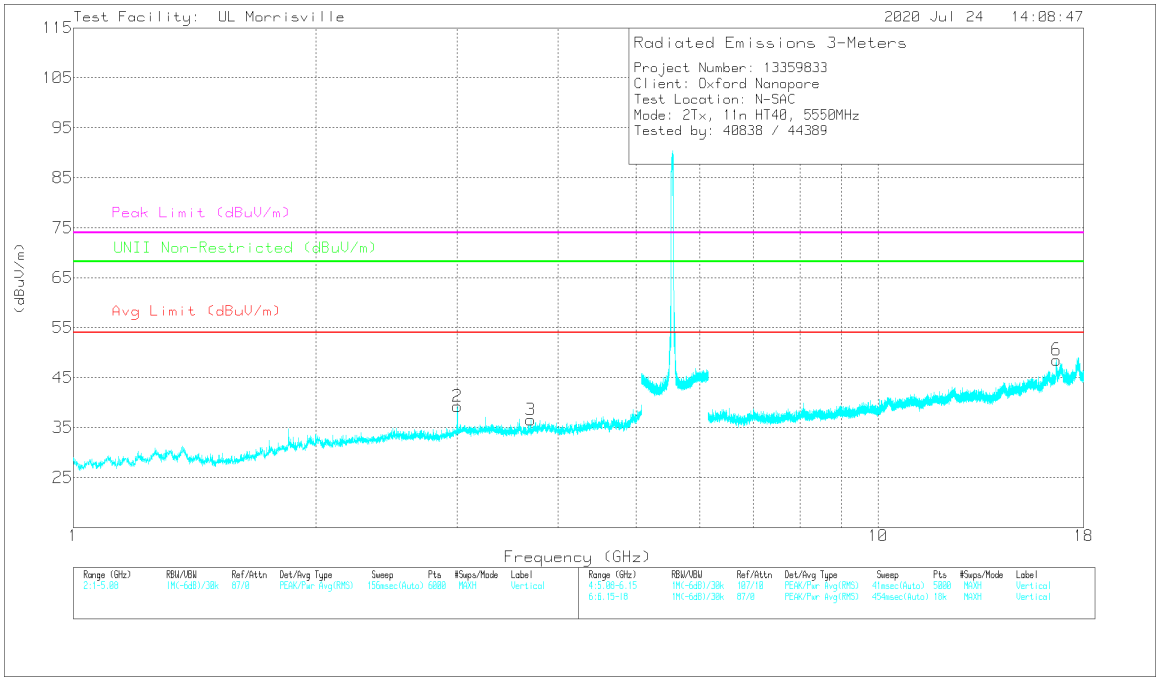

VERTICAL

UL LLC
12 Laboratory Dr., RTP, NC 27709; USA
TEL:(919) 549-1400

This report shall not be reproduced except in full, without the written approval of UL LLC.

Marker	Frequency (GHz)	Meter Reading (dBuV)	Det	AT0072 dB(/m)	Amp/Cbl/Fltr/Pad (dB)	DC Corr (dB)	Corrected Reading (dBuV/m)	Avg Limit (dBuV/m)	Margin (dB)	Peak Limit (dBuV/m)	PK Margin (dB)	UNII Non-Restricted (dBuV/m)	PK Margin (dB)	Azimuth (Degs)	Height (cm)	Polarity
1	* ** 3.69973	44.89	PK-U	33.1	-32.2	0	45.79	-	-	74	-28.21	-	-	0	264	H
	* ** 3.69992	33.07	ADV	33.1	-32.2	1.32	35.29	54	-18.71	-	-	-	-	0	264	H
3	* ** 3.70004	44.26	PK-U	33.1	-32.2	0	45.16	-	-	74	-28.84	-	-	5	326	V
	* ** 3.70001	31.72	ADV	33.1	-32.2	1.32	33.94	54	-20.06	-	-	-	-	5	326	V
2	2.99997	45.37	PK-U	33	-32.6	0	45.77	-	-	-	-	68.2	-22.43	261	337	V
4	7.96201	36.91	PK-U	35.9	-27.7	0	45.11	-	-	-	-	68.2	-23.09	191	254	H
5	16.6388	40.58	PK-U	41.6	-23.4	0	58.78	-	-	-	-	68.2	-9.42	336	251	H
6	16.65971	37.35	PK-U	41.7	-23.4	0	55.65	-	-	-	-	68.2	-12.55	326	254	V

* - indicates frequency in CFR47 Pt 15 / IC RSS-Restricted Band
** - indicates frequency in Taiwan NCC LP0002 Restricted Band
PK-U - Maximum Peak
ADV - Linear Voltage Average

UL LLC
12 Laboratory Dr., RTP, NC 27709; USA TEL:(919) 549-1400
This report shall not be reproduced except in full, without the written approval of UL LLC.

HIGH CHANNEL RESULTS

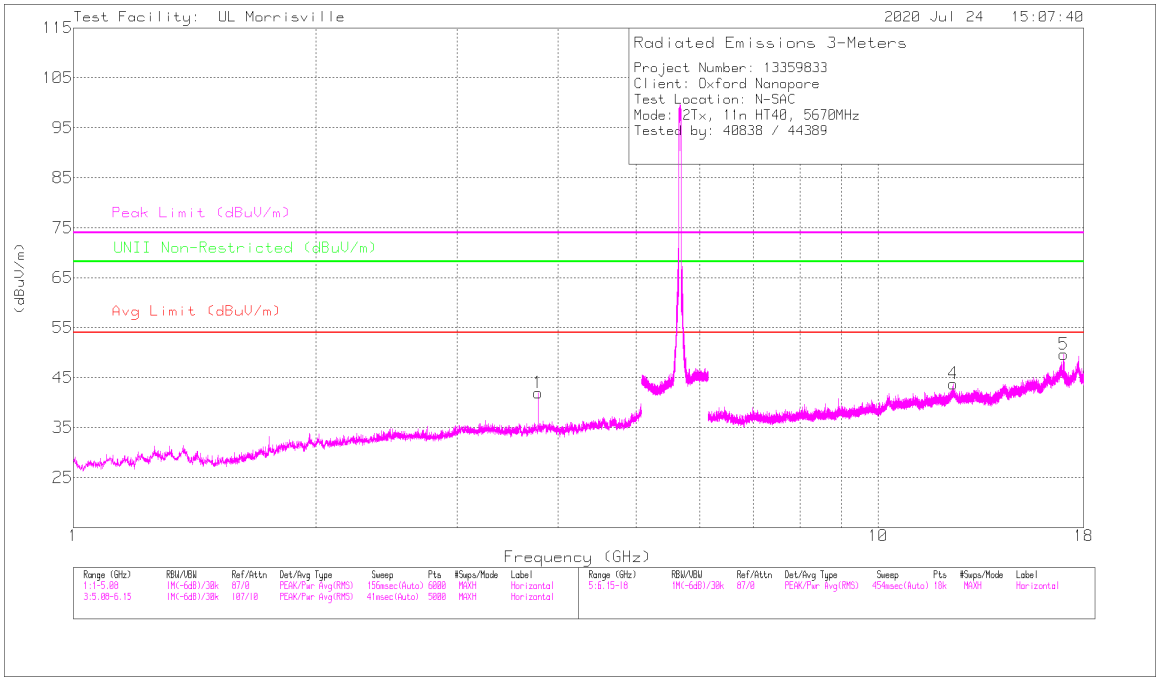

HORIZONTAL

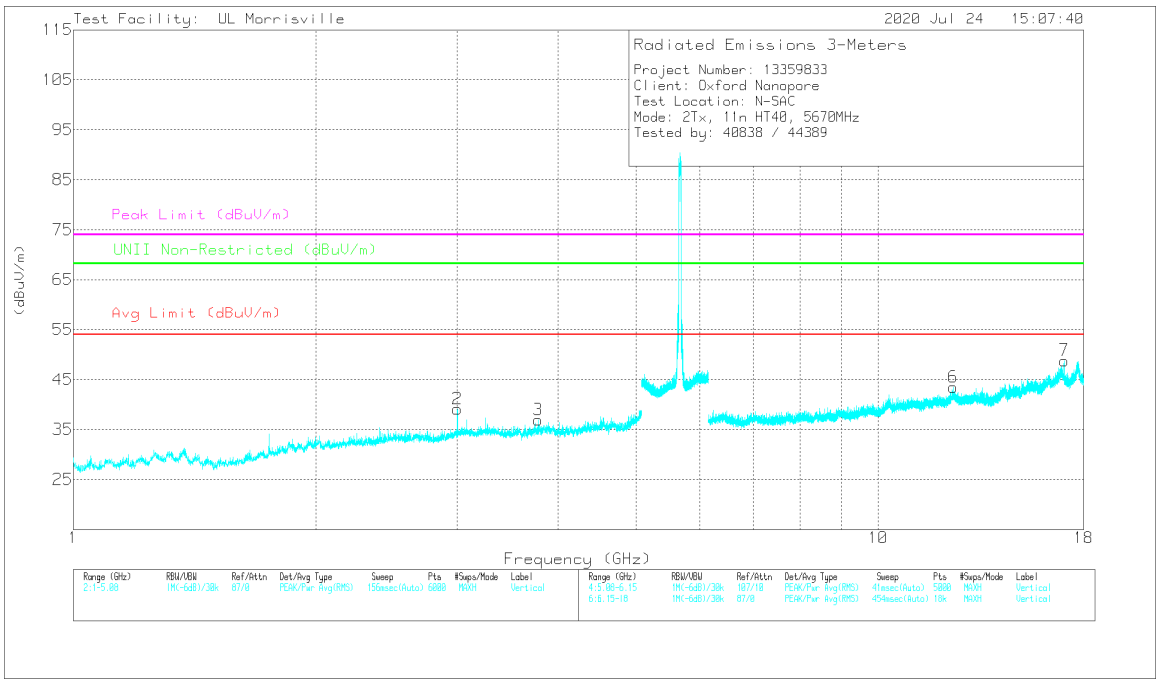

VERTICAL

UL LLC
12 Laboratory Dr., RTP, NC 27709; USA TEL:(919) 549-1400

This report shall not be reproduced except in full, without the written approval of UL LLC.

Marker	Frequency (GHz)	Meter Reading (dBuV)	Det	AT0072 dB(/m)	Amp/Cbl/Fltr/Pad (dB)	DC Corr (dB)	Corrected Reading (dBuV/m)	Avg Limit (dBuV/m)	Margin (dB)	Peak Limit (dBuV/m)	PK Margin (dB)	UNII Non-Restricted (dBuV/m)	PK Margin (dB)	Azimuth (Degs)	Height (cm)	Polarity
1	* ** 3.77995	46.53	PK-U	33.5	-32.5	0	47.53	-	-	74	-26.47	-	-	321	104	H
	* ** 3.77997	40.06	ADV	33.5	-32.5	1.32	42.38	54	-11.62	-	-	-	-	321	104	H
3	* ** 3.77992	44.43	PK-U	33.5	-32.5	0	45.43	-	-	74	-28.57	-	-	27	397	V
	* ** 3.77997	34.99	ADV	33.5	-32.5	1.32	37.31	54	-16.69	-	-	-	-	27	397	V
4	* ** 12.39809	35.45	PK-U	38.9	-24.4	0	49.95	-	-	74	-24.05	-	-	58	266	H
	* ** 12.39816	22.2	ADV	38.9	-24.4	1.32	38.02	54	-15.98	-	-	-	-	58	266	H
6	* ** 12.3998	35.35	PK-U	38.9	-24.4	0	49.85	-	-	74	-24.15	-	-	270	278	V
	* ** 12.39992	22.18	ADV	38.9	-24.4	1.32	38	54	-16	-	-	-	-	270	278	V
2	2.99989	45.15	PK-U	33	-32.6	0	45.55	-	-	-	-	68.2	-22.65	262	282	V
5	17.0206	41.21	PK-U	41.4	-24.8	0	57.81	-	-	-	-	68.2	-10.39	125	259	H
7	17.02502	41.5	PK-U	41.4	-24.8	0	58.1	-	-	-	-	68.2	-10.1	331	244	V

* - indicates frequency in CFR47 Pt 15 / IC RSS-Restricted Band
** - indicates frequency in Taiwan NCC LP0002 Restricted Band
PK-U - Maximum Peak
ADV - Linear Voltage Average

UL LLC
12 Laboratory Dr., RTP, NC 27709; USA TEL:(919) 549-1400
This report shall not be reproduced except in full, without the written approval of UL LLC.

12.1.12. TX ABOVE 1 GHz 802.11ac VHT80 MODE IN THE 5.6 GHz BAND

2TX ANTENNA 1 + ANTENNA 2 MODE

BANDEDGE (LOW CHANNEL)

HORIZONTAL RESULT

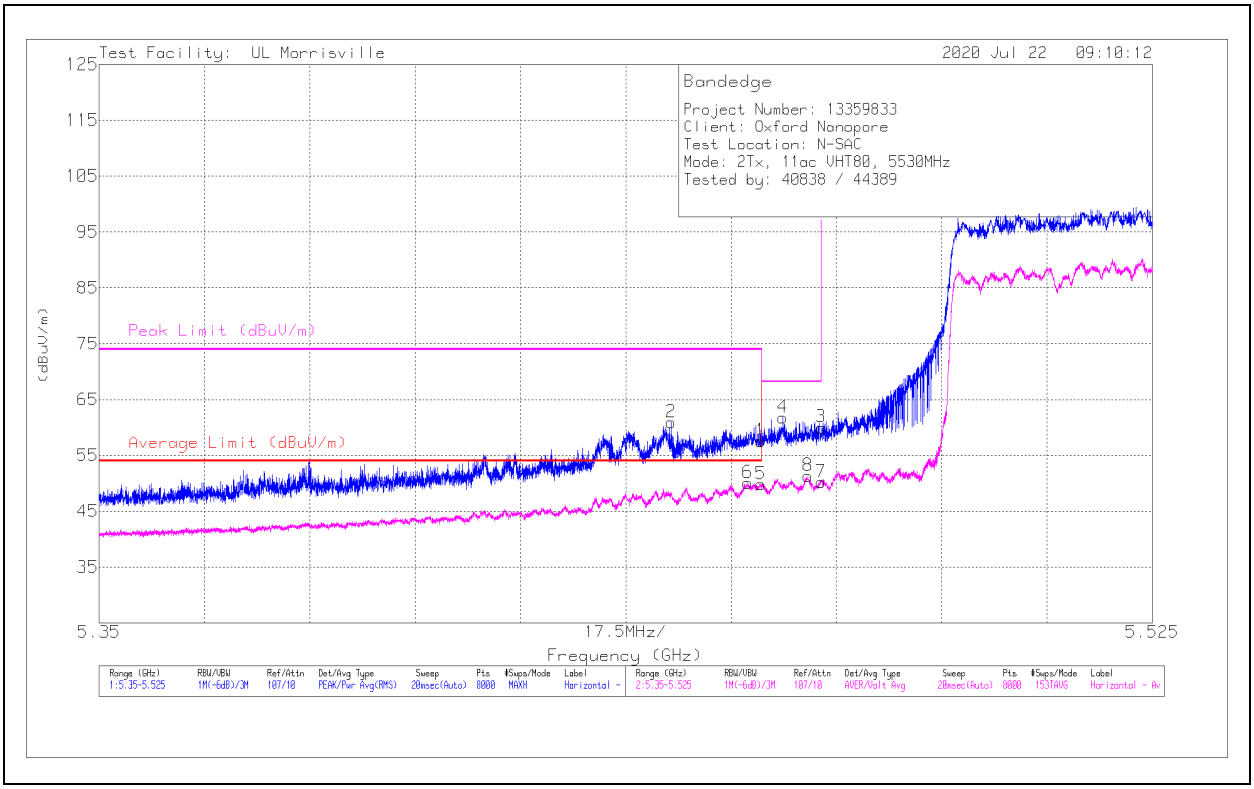

Marker	Frequency (GHz)	Meter Reading (dBuV)	Det	AT0072 dB(/m)	Amp/Cbl/Fltr/Pad (dB)	DC Corr (dB)	Corrected Reading (dBuV/m)	Average Limit (dBuV/m)	Margin (dB)	Peak Limit (dBuV/m)	PK Margin (dB)	Azimuth (Degs)	Height (cm)	Polarity
1	* ** 5.45998	45.17	Pk	34.4	-22	0	57.57	-	-	74	-16.43	312	248	H
2	* ** 5.44504	48.5	Pk	34.4	-22	0	60.9	-	-	74	-13.1	312	248	H
5	* ** 5.45998	33.71	ADV	34.4	-22	3.71	49.82	54	-4.18	-	-	312	248	H
6	* ** 5.45773	33.94	ADV	34.4	-22	3.71	50.05	54	-3.95	-	-	312	248	H
4	5.46357	49.44	Pk	34.3	-22	0	61.74	-	-	68.2	-6.46	312	248	H
8	5.46779	35.19	ADV	34.4	-22	3.71	51.3	-	-	-	-	312	248	H
3	5.46998	47.5	Pk	34.4	-21.9	0	60	-	-	68.2	-8.2	312	248	H
7	5.46998	33.97	ADV	34.4	-21.9	3.71	50.18	-	-	-	-	312	248	H

* - indicates frequency in CFR47 Pt 15 / IC RSS-Restricted Band
** - indicates frequency in Taiwan NCC LP0002 Restricted Band
Pk - Peak detector
ADV - bLinear Voltage Average

UL LLC
12 Laboratory Dr., RTP, NC 27709; USA TEL:(919) 549-1400
This report shall not be reproduced except in full, without the written approval of UL LLC.

VERTICAL RESULT

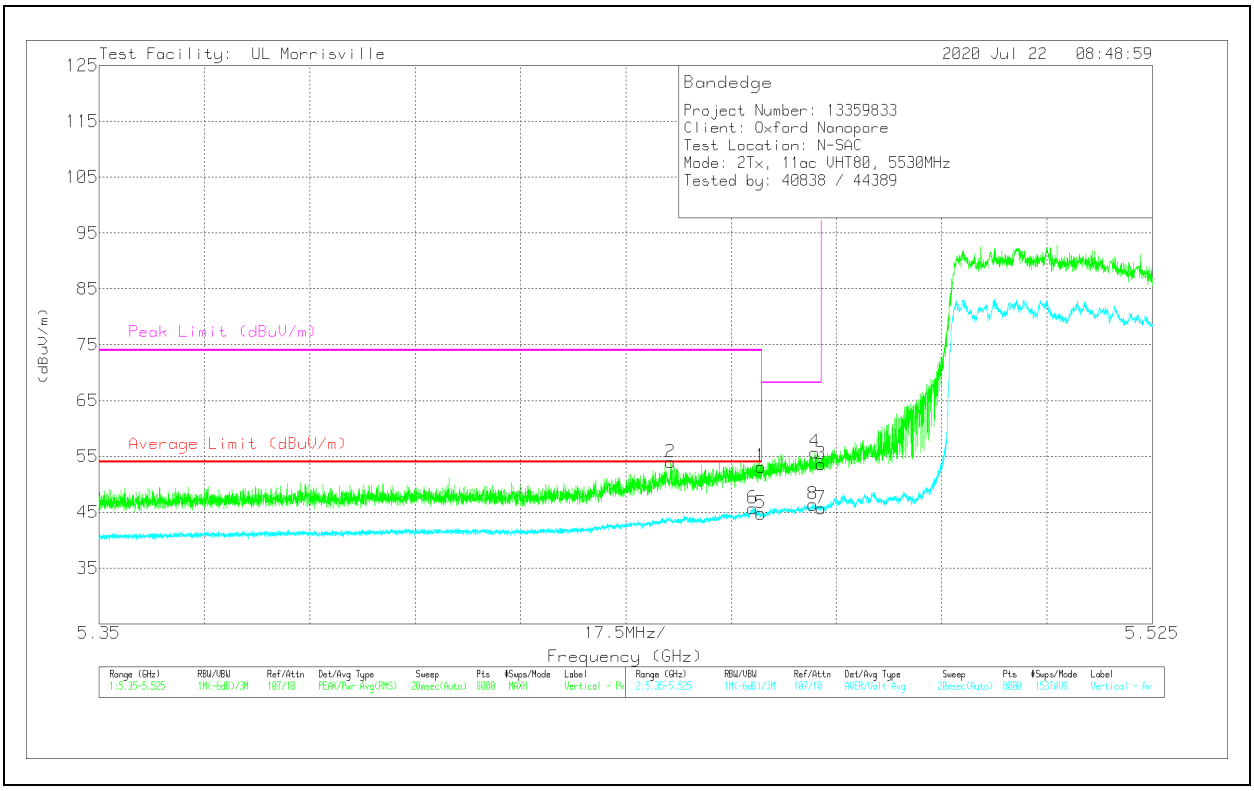

Marker	Frequency (GHz)	Meter Reading (dBuV)	Det	AT0072 dB(/m)	Amp/Cbl/Fltr/Pad (dB)	DC Corr (dB)	Corrected Reading (dBuV/m)	Average Limit (dBuV/m)	Margin (dB)	Peak Limit (dBuV/m)	PK Margin (dB)	Azimuth (Degs)	Height (cm)	Polarity
1	* ** 5.45998	40.76	Pk	34.4	-22	0	53.16	-	-	74	-20.84	97	376	V
2	* ** 5.44497	41.57	Pk	34.4	-22	0	53.97	-	-	74	-20.03	97	376	V
5	* ** 5.45998	28.68	ADV	34.4	-22	3.71	44.79	54	-9.21	-	-	97	376	V
6	* ** 5.45862	29.55	ADV	34.4	-22	3.71	45.66	54	-8.34	-	-	97	376	V
8	5.46862	30.27	ADV	34.4	-22	3.71	46.38	-	-	-	-	97	376	V
4	5.46891	43.34	Pk	34.4	-22	0	55.74	-	-	68.2	-12.46	97	376	V
3	5.46998	41.1	Pk	34.4	-21.9	0	53.6	-	-	68.2	-14.6	97	376	V
7	5.46998	29.48	ADV	34.4	-21.9	3.71	45.69	-	-	-	-	97	376	V

* - indicates frequency in CFR47 Pt 15 / IC RSS-Restricted Band
** - indicates frequency in Taiwan NCC LP0002 Restricted Band
Pk - Peak detector
ADV - Linear Voltage Average

UL LLC
12 Laboratory Dr., RTP, NC 27709; USA
TEL:(919) 549-1400

This report shall not be reproduced except in full, without the written approval of UL LLC.

BANDEDGE (HIGH CHANNEL)

HORIZONTAL RESULT

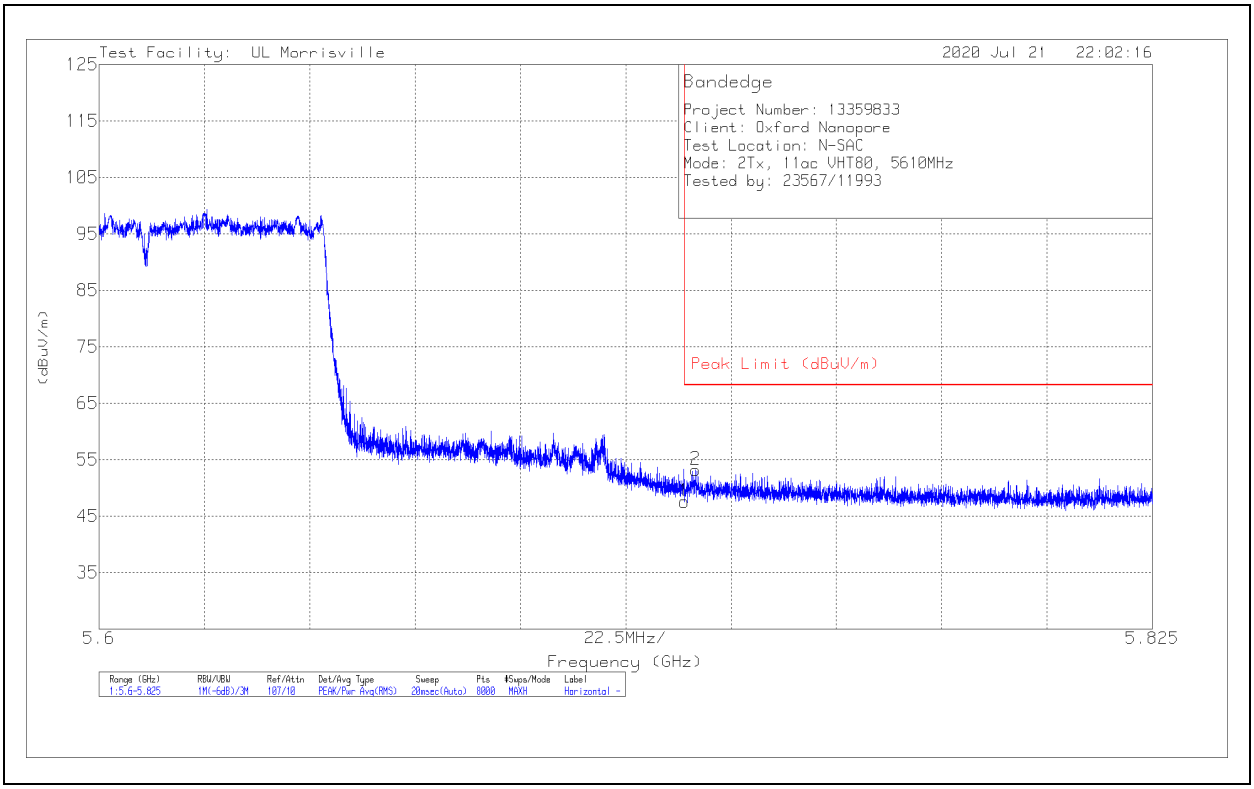

Marker	Frequency (GHz)	Meter Reading (dBuV)	Det	AT0072 dB(/m)	Amp/Cbl/Fltr/Pad (dB)	Corrected Reading (dBuV/m)	Peak Limit (dBuV/m)	PK Margin (dB)	Azimuth (Degs)	Height (cm)	Polarity
1	5.72501	34.78	Pk	34.6	-21.8	47.58	68.2	-20.62	301	111	H
2	5.72742	40.41	Pk	34.6	-21.8	53.21	68.2	-14.99	301	111	H

Pk - Peak detector

UL LLC
12 Laboratory Dr., RTP, NC 27709; USA TEL:(919) 549-1400
This report shall not be reproduced except in full, without the written approval of UL LLC.

VERTICAL RESULT

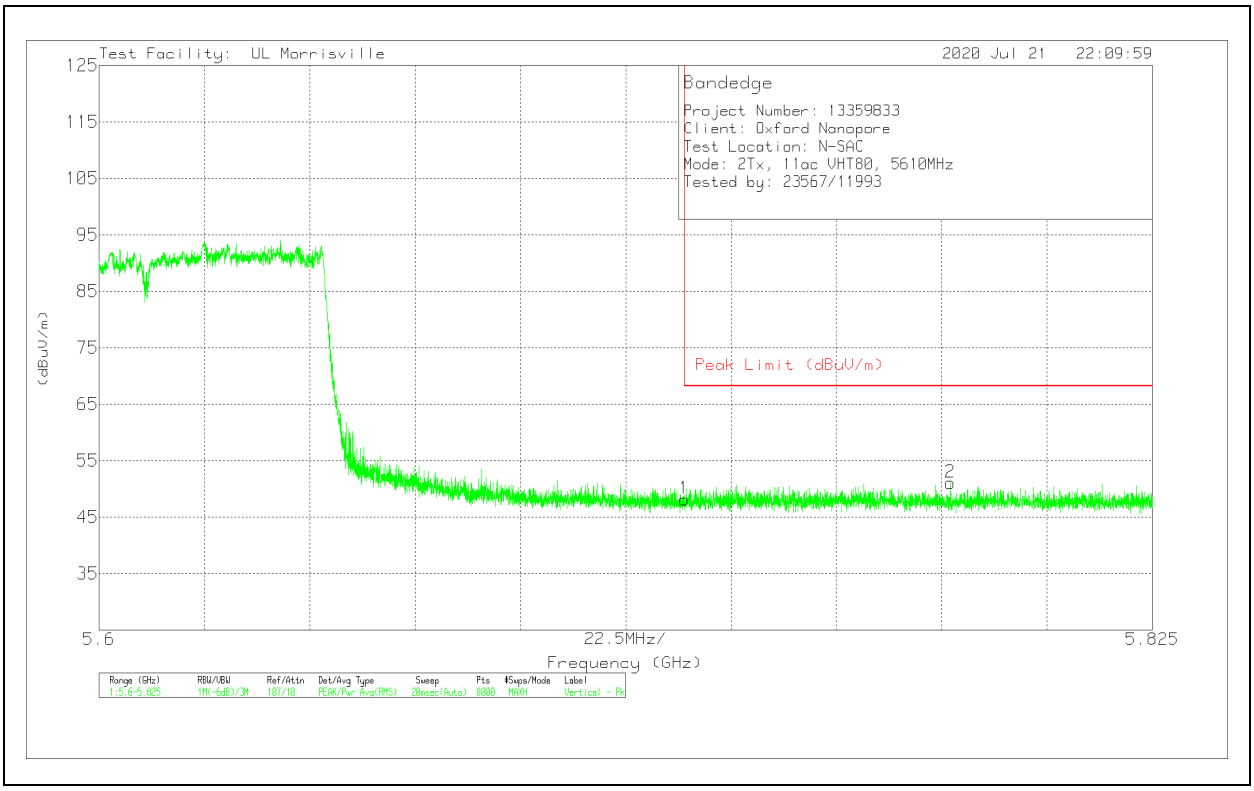

Marker	Frequency (GHz)	Meter Reading (dBuV)	Det	AT0072 dB(/m)	Amp/Cbl/Fltr/Pad (dB)	Corrected Reading (dBuV/m)	Peak Limit (dBuV/m)	PK Margin (dB)	Azimuth (Degs)	Height (cm)	Polarity
1	5.72501	35.37	Pk	34.6	-21.8	48.17	68.2	-20.03	229	296	V
2	5.78188	38.08	Pk	34.7	-21.7	51.08	68.2	-17.12	229	296	V

Pk - Peak detector

UL LLC
12 Laboratory Dr., RTP, NC 27709; USA
TEL:(919) 549-1400

This report shall not be reproduced except in full, without the written approval of UL LLC.

HARMONICS AND SPURIOUS EMISSIONS

LOW CHANNEL RESULTS

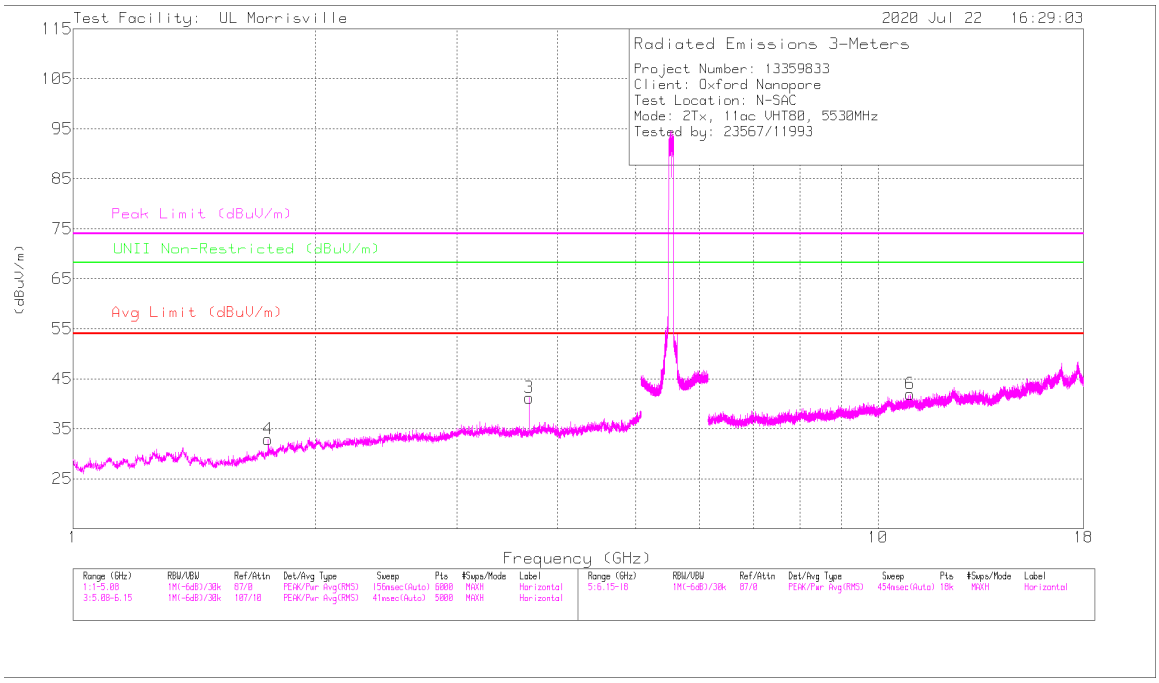

HORIZONTAL

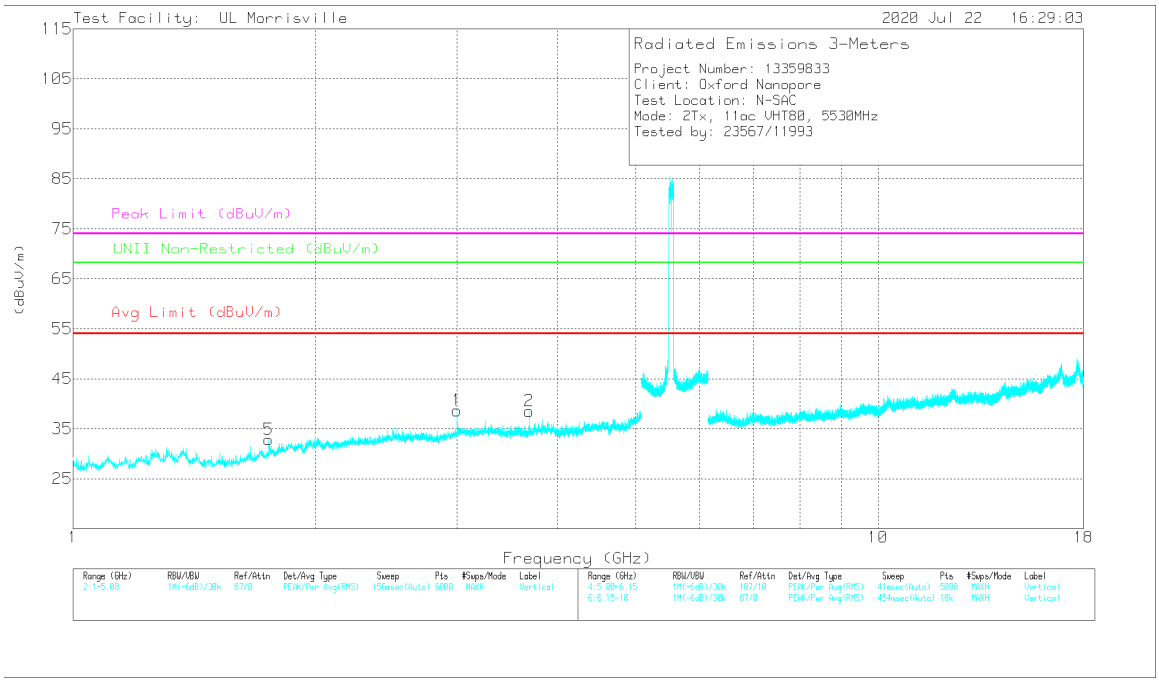

VERTICAL

UL LLC
12 Laboratory Dr., RTP, NC 27709; USA
TEL:(919) 549-1400

This report shall not be reproduced except in full, without the written approval of UL LLC.

Marker	Frequency (GHz)	Meter Reading (dBuV)	Det	AT0072 dB(/m)	Amp/Cbl/Fltr/Pad (dB)	DC Corr (dB)	Corrected Reading (dBuV/m)	Avg Limit (dBuV/m)	Margin (dB)	Peak Limit (dBuV/m)	PK Margin (dB)	UNII Non-Restricted (dBuV/m)	PK Margin (dB)	Azimuth (Degs)	Height (cm)	Polarity
3	* ** 3.68674	45.41	PK-U	33.1	-31.9	0	46.61	-	-	74	-27.39	-	-	353	102	H
	* ** 3.68663	35.26	ADV	33.1	-31.9	3.71	40.17	54	-13.83	-	-	-	-	353	102	H
4	** 1.74826	42.98	PK-U	29.6	-35	0	37.58	-	-	74	-36.42	68.2	-30.62	287	367	H
	** 1.74938	30.08	ADV	29.6	-35	3.71	28.39	54	-25.61	-	-	-	-	287	367	H
2	* ** 3.68689	44.21	PK-U	33.1	-31.9	0	45.41	-	-	74	-28.59	-	-	5	352	V
	* ** 3.68661	33.56	ADV	33.1	-31.9	3.71	38.47	54	-15.53	-	-	-	-	5	352	V
5	** 1.75014	44.58	PK-U	29.6	-35	0	39.18	-	-	74	-34.82	68.2	-29.02	52	189	V
	** 1.74994	33.93	ADV	29.6	-35	3.71	32.24	54	-21.76	-	-	-	-	52	189	V
6	* ** 10.96433	35.38	PK-U	37.9	-25.1	0	48.18	-	-	74	-25.82	-	-	292	104	H
	* ** 10.96505	22.23	ADV	37.9	-25.1	3.71	38.74	54	-15.26	-	-	-	-	292	104	H
1	2.99988	44.35	PK-U	33	-32.6	0	44.75	-	-	-	-	68.2	-23.45	249	277	V

* - indicates frequency in CFR47 Pt 15 / IC RSS-Restricted Band
** - indicates frequency in Taiwan NCC LP0002 Restricted Band
PK-U - Maximum Peak
ADV - Linear Voltage Average
Pk - Peak detector

UL LLC
12 Laboratory Dr., RTP, NC 27709; USA TEL:(919) 549-1400
This report shall not be reproduced except in full, without the written approval of UL LLC.

HIGH CHANNEL RESULTS

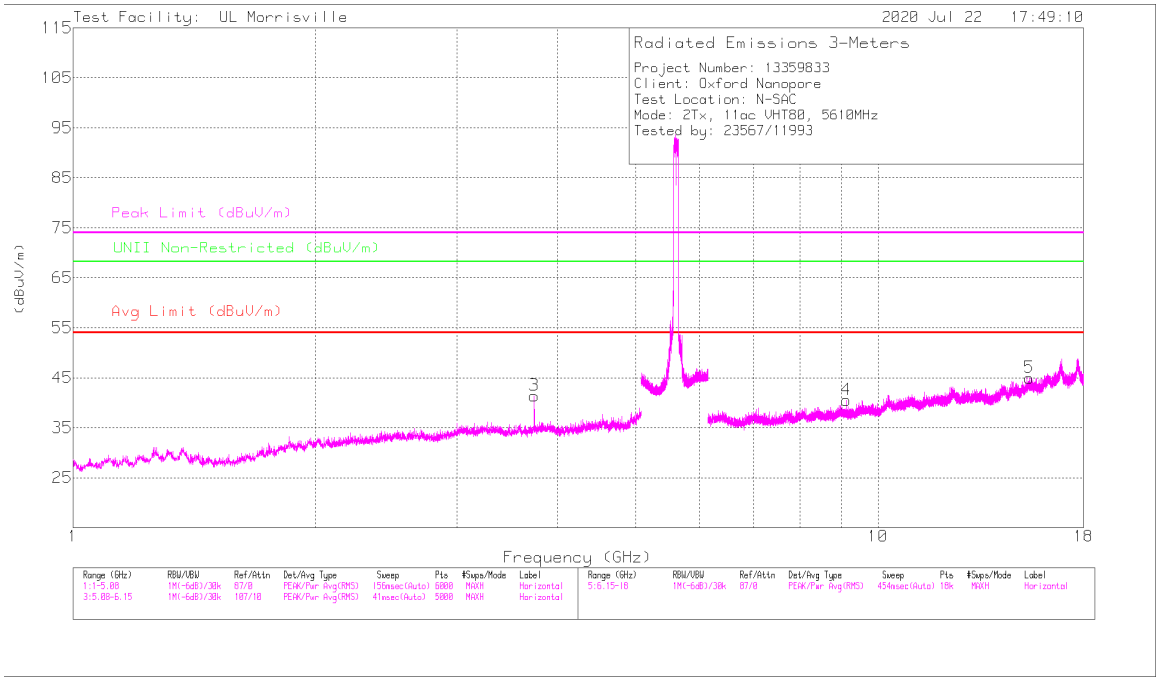

HORIZONTAL

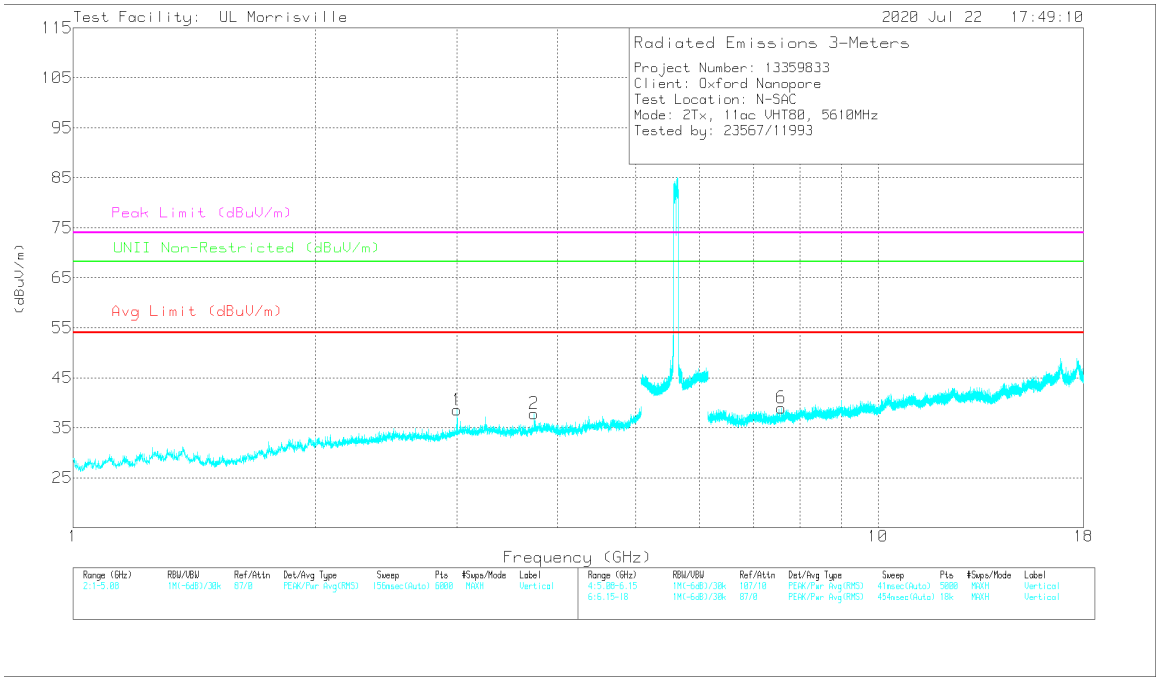

VERTICAL

UL LLC
12 Laboratory Dr., RTP, NC 27709; USA
TEL:(919) 549-1400

This report shall not be reproduced except in full, without the written approval of UL LLC.

Marker	Frequency (GHz)	Meter Reading (dBuV)	Det	AT0072 dB(/m)	Amp/Cbl/Fltr/Pad (dB)	DC Corr (dB)	Corrected Reading (dBuV/m)	Avg Limit (dBuV/m)	Margin (dB)	Peak Limit (dBuV/m)	PK Margin (dB)	UNII Non-Restricted (dBuV/m)	PK Margin (dB)	Azimuth (Degs)	Height (cm)	Polarity
3	* ** 3.74003	45.13	PK-U	33.3	-32.5	0	45.93	-	-	74	-28.07	-	-	309	317	H
	* ** 3.74001	37.44	ADV	33.3	-32.5	3.71	41.95	54	-12.05	-	-	-	-	309	317	H
2	* ** 3.74012	44.78	PK-U	33.3	-32.4	0	45.68	-	-	74	-28.32	-	-	29	400	V
	* ** 3.73998	35.65	ADV	33.3	-32.5	3.71	40.16	54	-13.84	-	-	-	-	29	400	V
4	* ** 9.13348	37.92	PK-U	36.5	-27.9	0	46.52	-	-	74	-27.48	-	-	228	248	H
	* ** 9.133	24.09	ADV	36.5	-28	3.71	36.3	54	-17.7	-	-	-	-	228	248	H
5	* ** 15.41994	37.18	PK-U	40.2	-25.6	0	51.78	-	-	74	-22.22	-	-	349	164	H
	* ** 15.41985	23.72	ADV	40.2	-25.6	3.71	42.03	54	-11.97	-	-	-	-	349	164	H
6	* ** 7.58228	37.54	PK-U	35.7	-28.6	0	44.64	-	-	74	-29.36	-	-	321	392	V
	* ** 7.58157	24.5	ADV	35.7	-28.6	3.71	35.31	54	-18.69	-	-	-	-	321	392	V
1	2.99994	44.38	PK-U	33	-32.6	0	44.78	-	-	-	-	68.2	-23.42	269	269	V

* - indicates frequency in CFR47 Pt 15 / IC RSS-Restricted Band
** - indicates frequency in Taiwan NCC LP0002 Restricted Band
PK-U - Maximum Peak
ADV - Linear Voltage Average
Pk - Peak detector

UL LLC
12 Laboratory Dr., RTP, NC 27709; USA TEL:(919) 549-1400
This report shall not be reproduced except in full, without the written approval of UL LLC.

12.1.13. TX ABOVE 1 GHz 802.11a MODE IN THE 5.8 GHz BAND

1TX ANTENNA 1 MODE

BANDEDGE (LOW CHANNEL)

HORIZONTAL RESULT

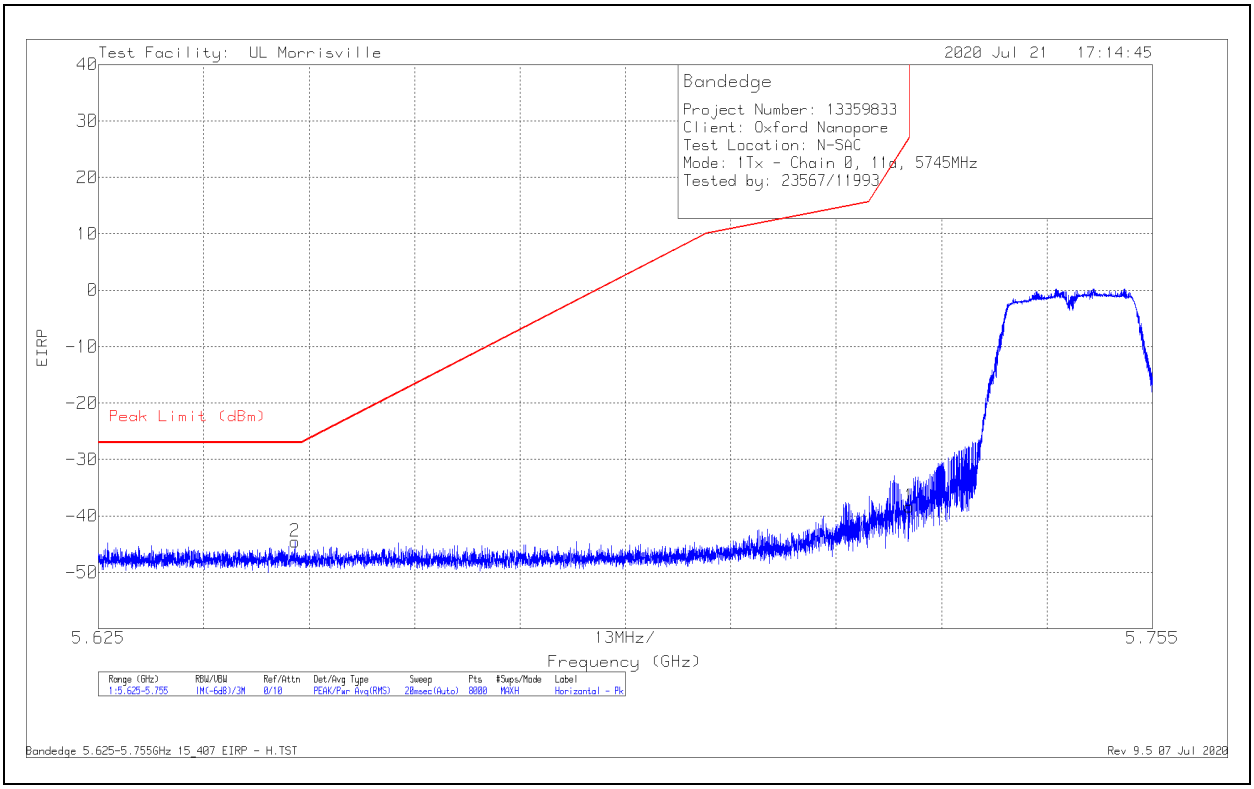

Marker	Frequency (GHz)	Meter Reading (dBm)	Det	AT0072 dB(/m)	Amp/Cbl/Fltr/Pad (dB)	Conversion Factor (dB)	Corrected Reading EIRP	Peak Limit (dBm)	PK Margin (dB)	Azimuth (Degs)	Height (cm)	Polarity
2	5.64923	-69.07	Pk	34.6	-21.9	11.8	-44.57	-27	-17.57	137	313	H
1	5.725	-62.93	Pk	34.6	-21.8	11.8	-38.33	27	-65.33	137	313	H

Pk - Peak detector

UL LLC
12 Laboratory Dr., RTP, NC 27709; USA TEL:(919) 549-1400
This report shall not be reproduced except in full, without the written approval of UL LLC.

VERTICAL RESULT

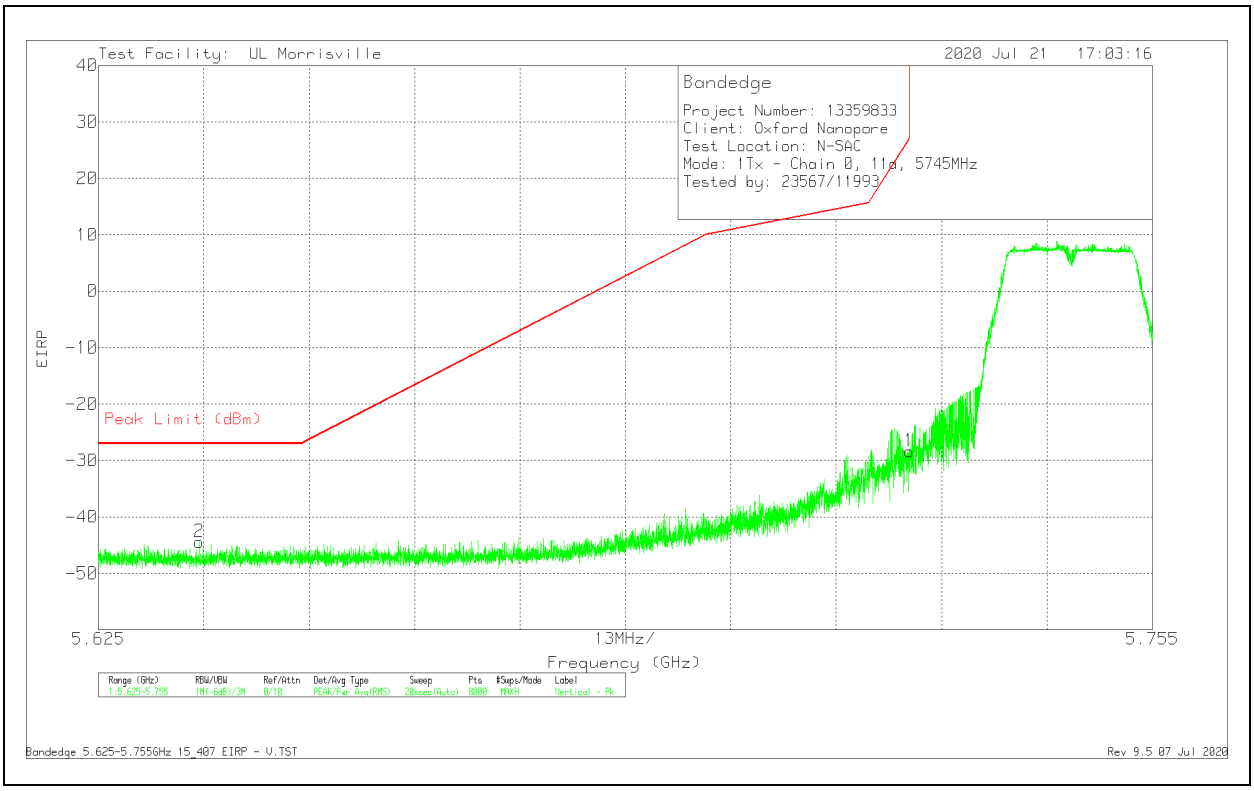

Marker	Frequency (GHz)	Meter Reading (dBm)	Det	AT0072 dB(/m)	Amp/Cbl/Fltr/Pad (dB)	Conversion Factor (dB)	Corrected Reading EIRP	Peak Limit (dBm)	PK Margin (dB)	Azimuth (Degs)	Height (cm)	Polarity
2	5.63743	-68.74	Pk	34.5	-22	11.8	-44.44	-27	-17.44	219	297	V
1	5.725	-52.98	Pk	34.6	-21.8	11.8	-28.38	27	-55.38	219	297	V

Pk - Peak detector

UL LLC
12 Laboratory Dr., RTP, NC 27709; USA TEL:(919) 549-1400

This report shall not be reproduced except in full, without the written approval of UL LLC.

BANDEDGE (HIGH CHANNEL)

HORIZONTAL RESULT

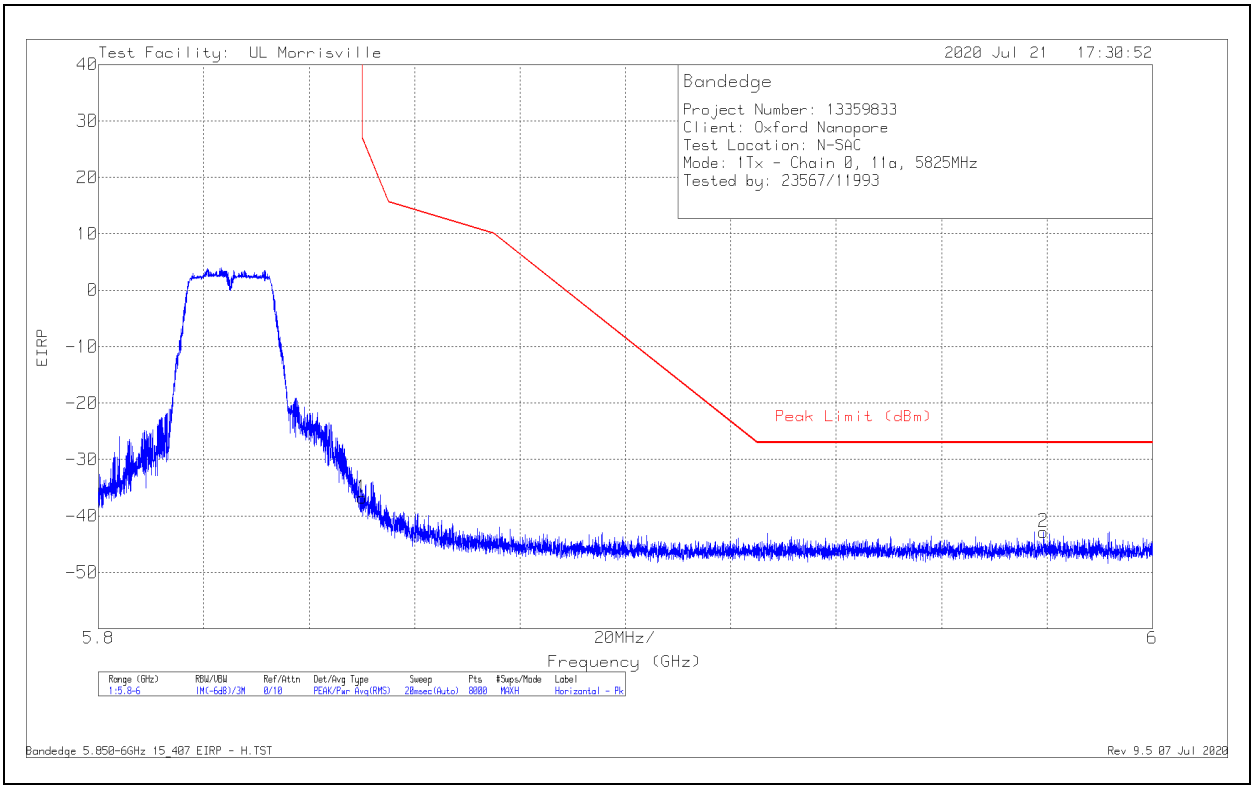

Marker	Frequency (GHz)	Meter Reading (dBm)	Det	AT0072 dB(/m)	Amp/Cbl/Fltr/Pad (dB)	Conversion Factor (dB)	Corrected Reading EIRP	Peak Limit (dBm)	PK Margin (dB)	Azimuth (Degs)	Height (cm)	Polarity
1	5.85001	-61.98	Pk	34.8	-21.4	11.8	-36.78	26.99	-63.77	72	109	H
2	5.97932	-68.91	Pk	35.1	-20.8	11.8	-42.81	-27	-15.81	72	109	H

Pk - Peak detector

UL LLC
12 Laboratory Dr., RTP, NC 27709; USA TEL:(919) 549-1400
This report shall not be reproduced except in full, without the written approval of UL LLC.

VERTICAL RESULT

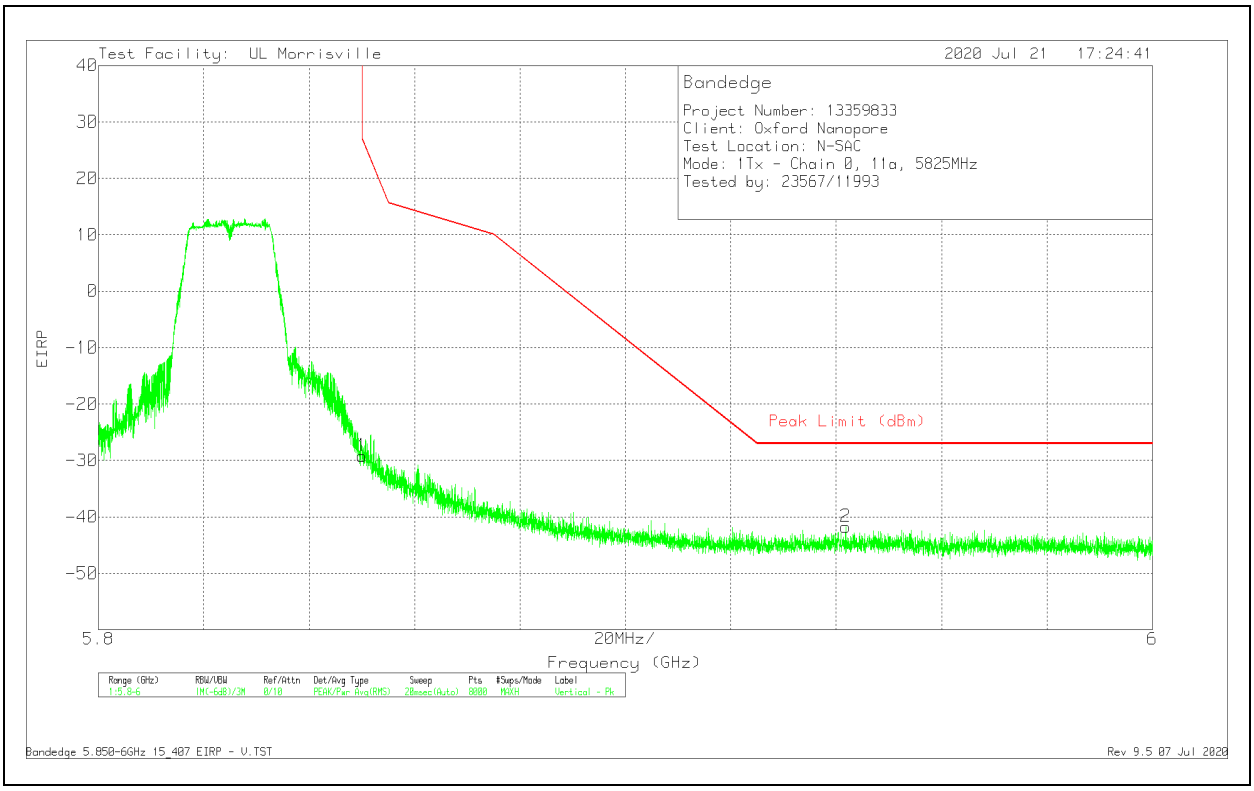

Marker	Frequency (GHz)	Meter Reading (dBm)	Det	AT0072 dB(/m)	Amp/Cbl/Fltr/Pad (dB)	Conversion Factor (dB)	Corrected Reading EIRP	Peak Limit (dBm)	PK Margin (dB)	Azimuth (Degs)	Height (cm)	Polarity
1	5.85001	-54.4	Pk	34.8	-21.4	11.8	-29.2	26.99	-56.19	7	112	V
2	5.94179	-67.53	Pk	35	-21	11.8	-41.73	-27	-14.73	7	112	V

Pk - Peak detector

UL LLC
12 Laboratory Dr., RTP, NC 27709; USA
TEL:(919) 549-1400

This report shall not be reproduced except in full, without the written approval of UL LLC.

HARMONICS AND SPURIOUS EMISSIONS

LOW CHANNEL RESULTS

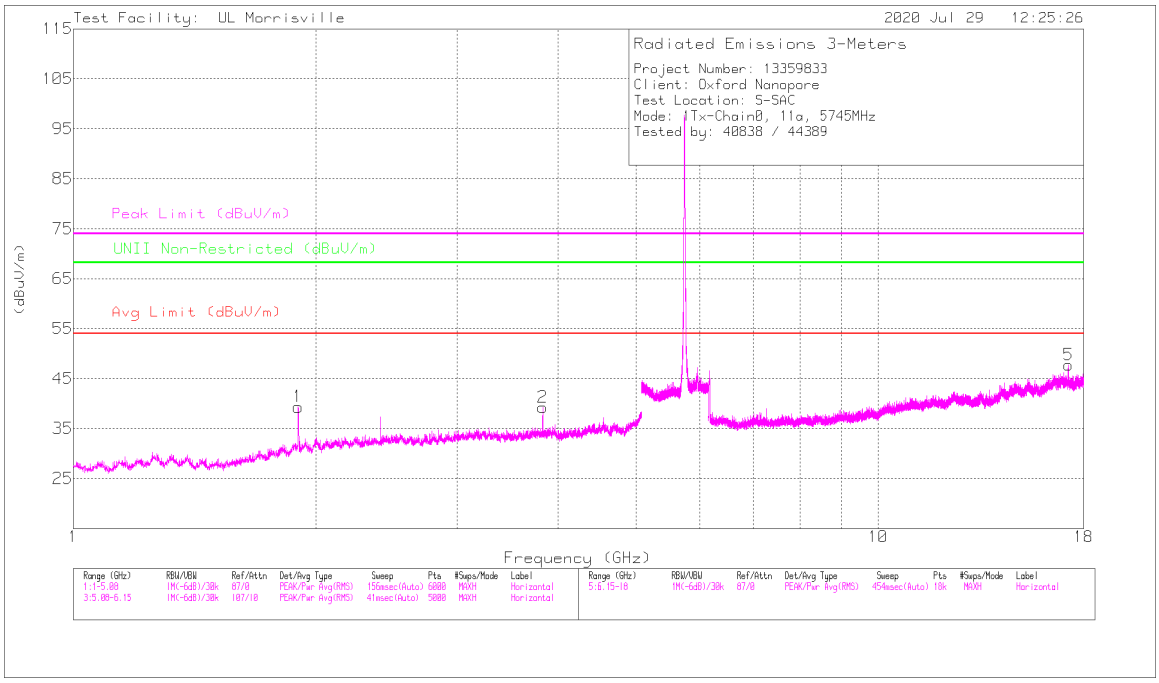

HORIZONTAL

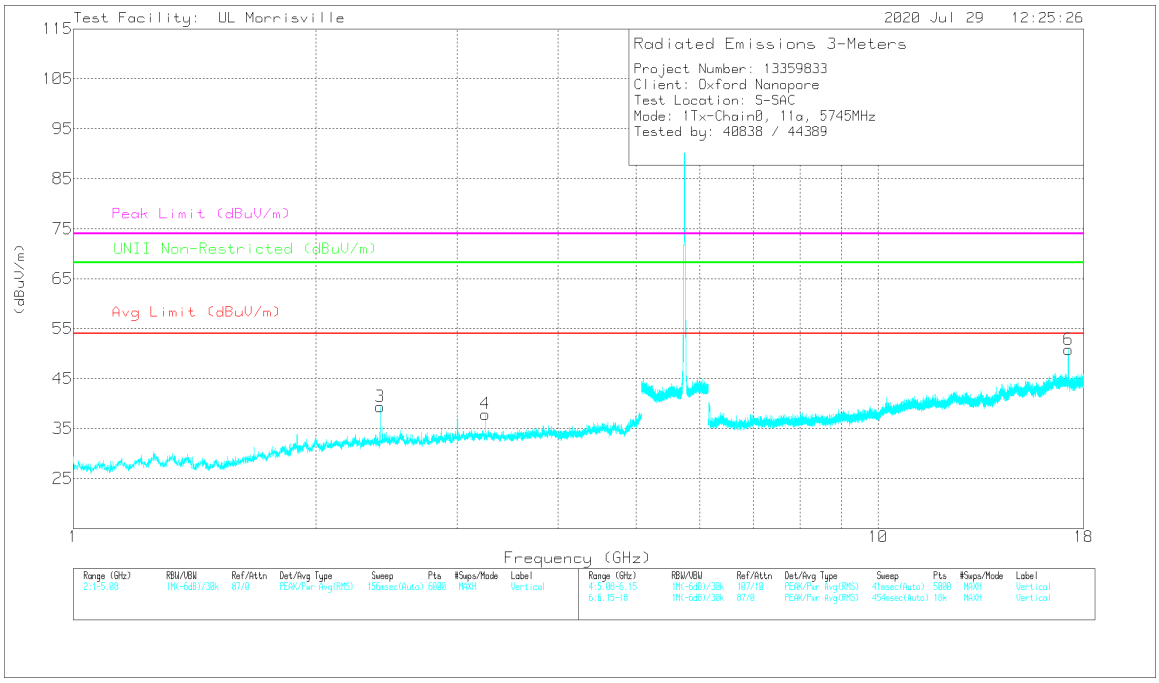

VERTICAL

UL LLC
12 Laboratory Dr., RTP, NC 27709; USA
TEL:(919) 549-1400

This report shall not be reproduced except in full, without the written approval of UL LLC.

Marker	Frequency (GHz)	Meter Reading (dBuV)	Det	AT0067 (dB/m)	Amp/Cbl/fltr/Pad (dB)	DC Corr (dB)	Corrected Reading (dBuV/m)	Avg Limit (dBuV/m)	Margin (dB)	Peak Limit (dBuV/m)	PK Margin (dB)	UNII Non-Restricted (dBuV/m)	PK Margin (dB)	Azimuth (Degs)	Height (cm)	Polarity
2	* ** 3.83001	44.88	PK-U	33.3	-32.8	0	45.38	-	-	74	-28.62	-	-	33	387	H
	* ** 3.82998	36.35	ADV	33.3	-32.8	.62	37.47	54	-16.53	-	-	-	-	33	387	H
1	1.9023	44.75	PK-U	31.3	-34.2	0	41.85	-	-	-	-	68.2	-26.35	161	387	H
3	2.40555	45.54	PK-U	32.2	-34.1	0	43.64	-	-	-	-	68.2	-24.56	171	202	V
4	3.25005	44.12	PK-U	33.1	-33.4	0	43.82	-	-	-	-	68.2	-24.38	293	331	V
5	17.23789	43.05	PK-U	41.4	-24	0	60.45	-	-	-	-	68.2	-7.75	7	275	H
6	17.23803	40.59	PK-U	41.4	-24	0	57.99	-	-	-	-	68.2	-10.21	62	275	V

* - indicates frequency in CFR47 Pt 15 / IC RSS-Restricted Band
** - indicates frequency in Taiwan NCC LP0002 Restricted Band
PK-U - Maximum Peak
ADV - Linear Voltage Average

UL LLC
12 Laboratory Dr., RTP, NC 27709; USA TEL:(919) 549-1400
This report shall not be reproduced except in full, without the written approval of UL LLC.

MID CHANNEL RESULTS

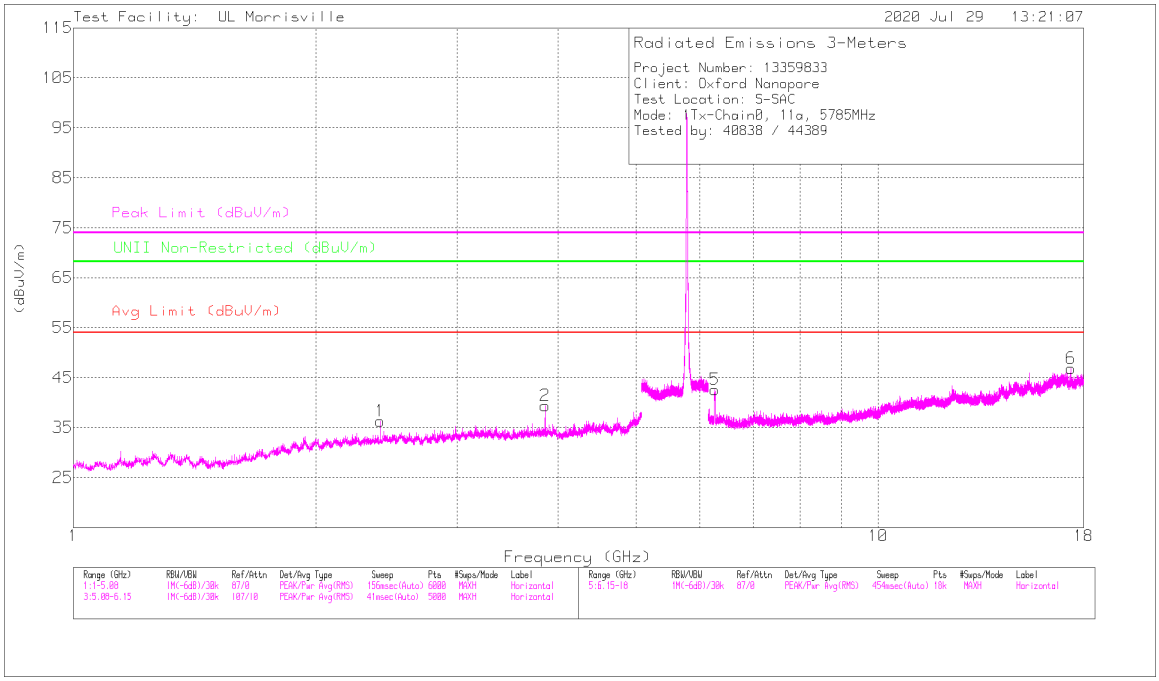

HORIZONTAL

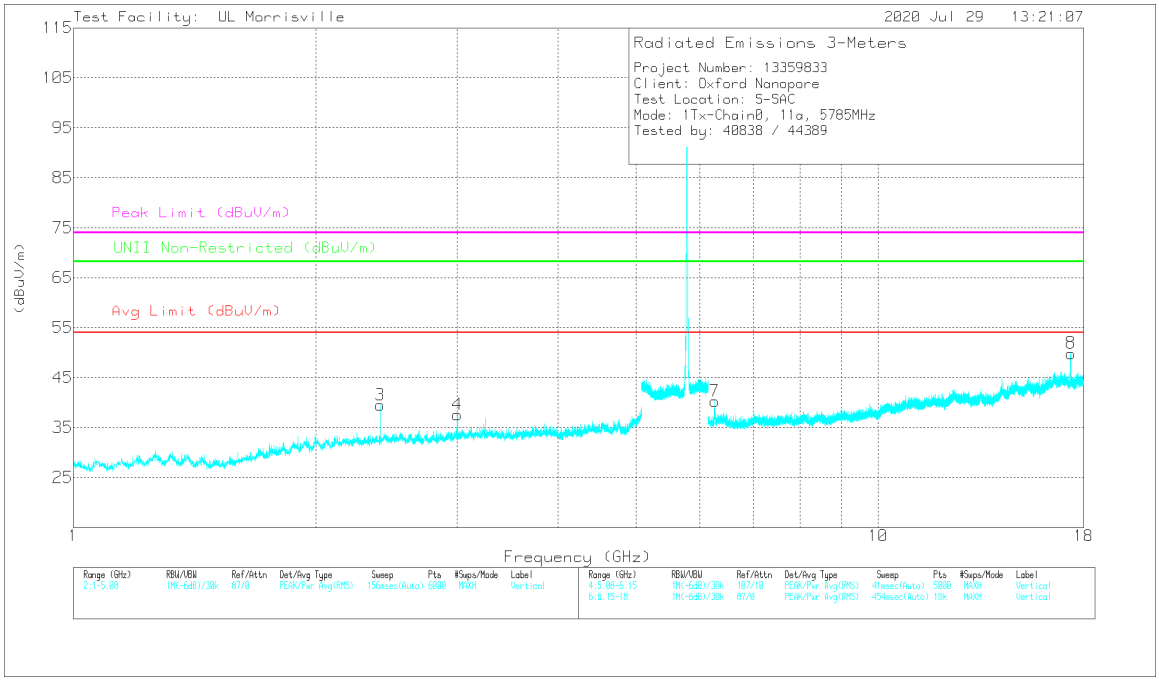

VERTICAL

UL LLC
12 Laboratory Dr., RTP, NC 27709; USA
TEL:(919) 549-1400

This report shall not be reproduced except in full, without the written approval of UL LLC.

Marker	Frequency (GHz)	Meter Reading (dBuV)	Det	AT0067 (dB/m)	Amp/Cbl/fltr/Pad (dB)	DC Corr (dB)	Corrected Reading (dBuV/m)	Avg Limit (dBuV/m)	Margin (dB)	Peak Limit (dBuV/m)	PK Margin (dB)	UNII Non-Restricted (dBuV/m)	PK Margin (dB)	Azimuth (Degs)	Height (cm)	Polarity
2	* ** 3.85651	45.73	PK-U	33.3	-32.6	0	46.43	-	-	74	-27.57	-	-	77	105	H
	* ** 3.85664	35.48	ADV	33.3	-32.6	.62	36.8	54	-17.2	-	-	-	-	77	105	H
3	2.40219	46.68	PK-U	32.1	-34.2	0	44.58	-	-	-	-	68.2	-23.62	157	382	V
1	2.40515	41.43	PK-U	32.2	-34.1	0	39.53	-	-	-	-	68.2	-28.67	223	243	H
4	3.00027	45.44	PK-U	32.9	-33.6	0	44.74	-	-	-	-	68.2	-23.46	328	329	V
5	6.26688	43.93	PK-U	35.5	-29.5	0	49.93	-	-	-	-	68.2	-18.27	187	352	H
7	6.26694	41.82	PK-U	35.5	-29.5	0	47.82	-	-	-	-	68.2	-20.38	156	255	V
6	17.35247	40.45	PK-U	41.2	-23.7	0	57.95	-	-	-	-	68.2	-10.25	12	292	H
8	17.35785	39.33	PK-U	41.2	-23.8	0	56.73	-	-	-	-	68.2	-11.47	65	253	V

* - indicates frequency in CFR47 Pt 15 / IC RSS-Restricted Band
** - indicates frequency in Taiwan NCC LP0002 Restricted Band
PK-U - Maximum Peak
ADV - Linear Voltage Average

UL LLC
12 Laboratory Dr., RTP, NC 27709; USA TEL:(919) 549-1400
This report shall not be reproduced except in full, without the written approval of UL LLC.

HIGH CHANNEL RESULTS

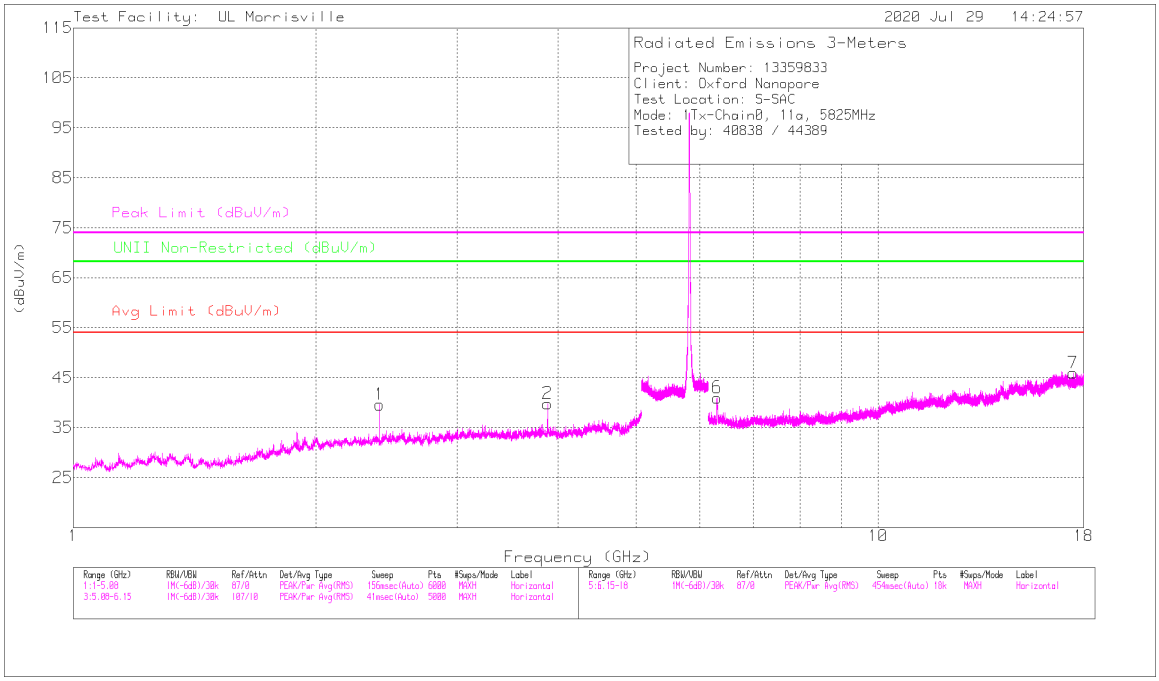

HORIZONTAL

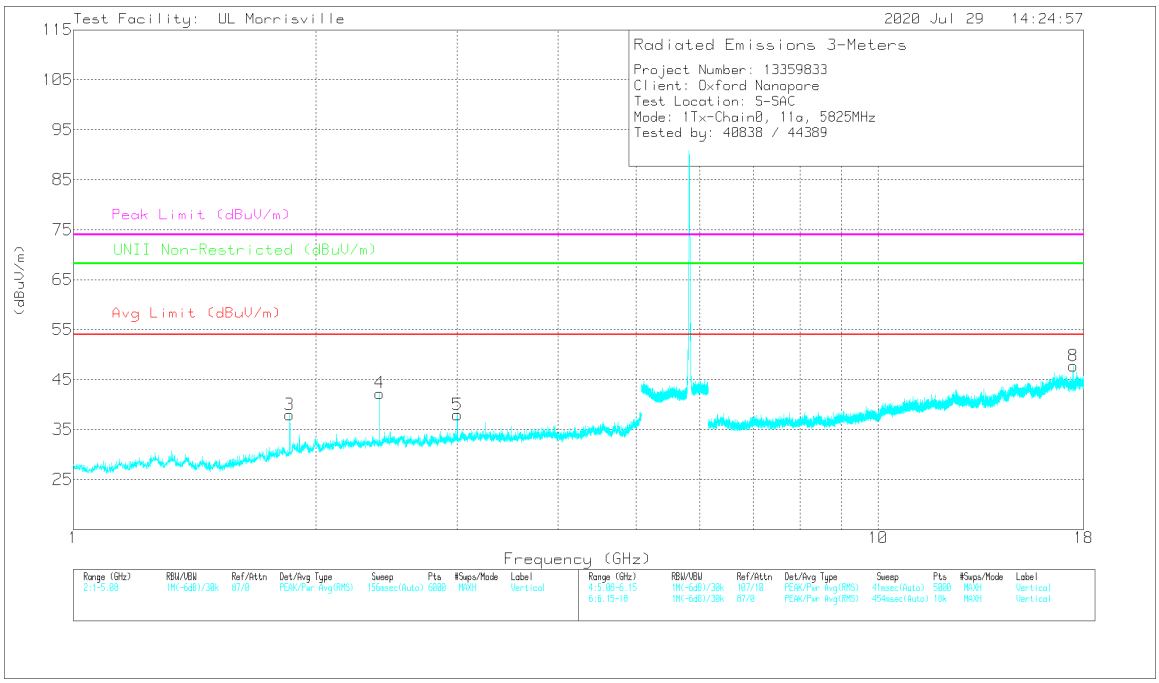

VERTICAL

UL LLC
12 Laboratory Dr., RTP, NC 27709; USA TEL:(919) 549-1400

This report shall not be reproduced except in full, without the written approval of UL LLC.

Marker	Frequency (GHz)	Meter Reading (dBuV)	Det	AT0067 (dB/m)	Amp/Cbl/fltr/Pad (dB)	DC Corr (dB)	Corrected Reading (dBuV/m)	Avg Limit (dBuV/m)	Margin (dB)	Peak Limit (dBuV/m)	PK Margin (dB)	UNII Non-Restricted (dBuV/m)	PK Margin (dB)	Azimuth (Degs)	Height (cm)	Polarity
2	* ** 3.88317	44.98	PK-U	33.4	-32.5	0	45.88	-	-	74	-28.12	-	-	69	101	H
	* ** 3.88329	37.43	ADV	33.4	-32.5	.62	38.95	54	-15.05	-	-	-	-	69	101	H
3	** 1.85815	49.9	PK-U	30.8	-34.5	0	46.2	-	-	-	-	68.2	-22	357	388	V
	** 1.85761	28.85	ADV	30.8	-34.5	.62	25.77	-	-	-	-	-	-	357	388	V
1	2.40167	43.17	PK-U	32.1	-34.2	0	41.07	-	-	-	-	68.2	-27.13	117	158	H
4	2.40199	45.72	PK-U	32.1	-34.2	0	43.62	-	-	-	-	68.2	-24.58	57	370	V
5	2.9997	45.15	PK-U	32.9	-33.6	0	44.45	-	-	-	-	68.2	-23.75	323	362	V
6	6.31124	41.21	PK-U	35.5	-29.6	0	47.11	-	-	-	-	68.2	-21.09	2	271	H
7	17.46838	39.76	PK-U	41.1	-24	0	56.86	-	-	-	-	68.2	-11.34	3	287	H
8	17.47292	37.49	PK-U	41.1	-24.1	0	54.49	-	-	-	-	68.2	-13.71	65	288	V

* - indicates frequency in CFR47 Pt 15 / IC RSS-Restricted Band
** - indicates frequency in Taiwan NCC LP0002 Restricted Band
PK-U - Maximum Peak
ADV - Linear Voltage Average

UL LLC
12 Laboratory Dr., RTP, NC 27709; USA TEL:(919) 549-1400
This report shall not be reproduced except in full, without the written approval of UL LLC.

1TX ANTENNA 2 MODE

BANDEDGE (LOW CHANNEL)

HORIZONTAL RESULT

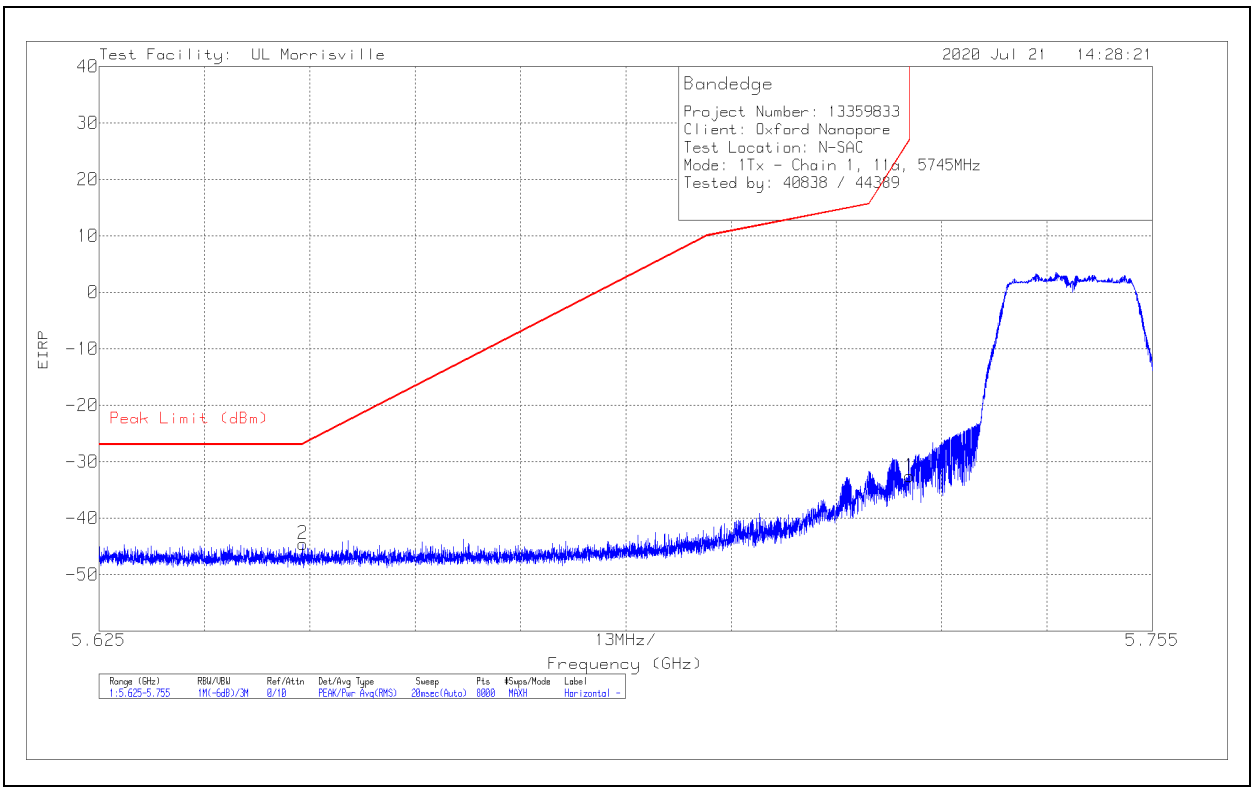

Marker	Frequency (GHz)	Meter Reading (dBm)	Det	AT0072 dB(/m)	Amp/Cbl/Fltr/Pad (dB)	Conversion Factor (dB)	Corrected Reading EIRP	Peak Limit (dBm)	PK Margin (dB)	Azimuth (Degs)	Height (cm)	Polarity
2	5.65013	-69.08	Pk	34.6	-21.9	11.8	-44.58	-26.91	-17.67	4	121	H
1	5.725	-57.15	Pk	34.6	-21.8	11.8	-32.55	27	-59.55	4	121	H

Pk - Peak detector

UL LLC
12 Laboratory Dr., RTP, NC 27709; USA TEL:(919) 549-1400
This report shall not be reproduced except in full, without the written approval of UL LLC.

VERTICAL RESULT

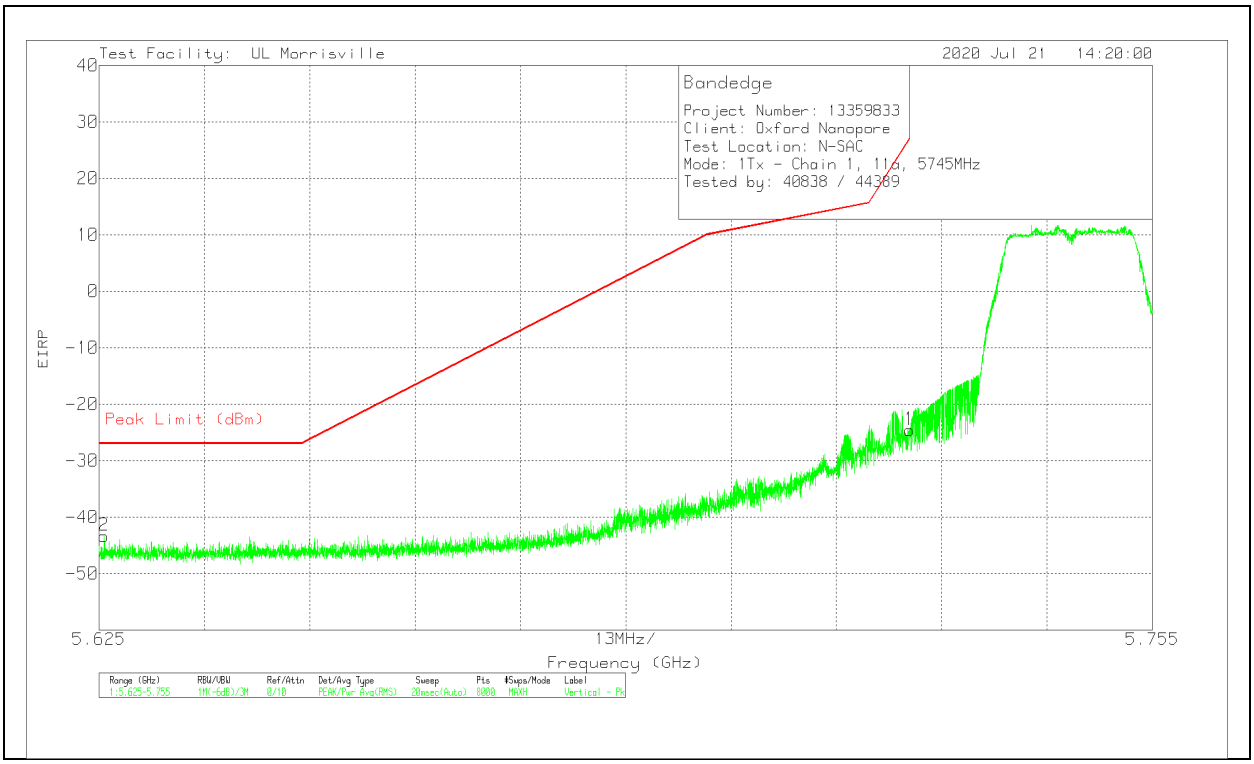

Marker	Frequency (GHz)	Meter Reading (dBm)	Det	AT0072 dB(/m)	Amp/Cbl/Fltr/Pad (dB)	Conversion Factor (dB)	Corrected Reading EIRP	Peak Limit (dBm)	PK Margin (dB)	Azimuth (Degs)	Height (cm)	Polarity
2	5.62563	-67.74	Pk	34.6	-22	11.8	-43.34	-27	-16.34	344	105	V
1	5.725	-49.18	Pk	34.6	-21.8	11.8	-24.58	27	-51.58	344	105	V

Pk - Peak detector

UL LLC
12 Laboratory Dr., RTP, NC 27709; USA TEL:(919) 549-1400

This report shall not be reproduced except in full, without the written approval of UL LLC.

BANDEDGE (HIGH CHANNEL)

HORIZONTAL RESULT

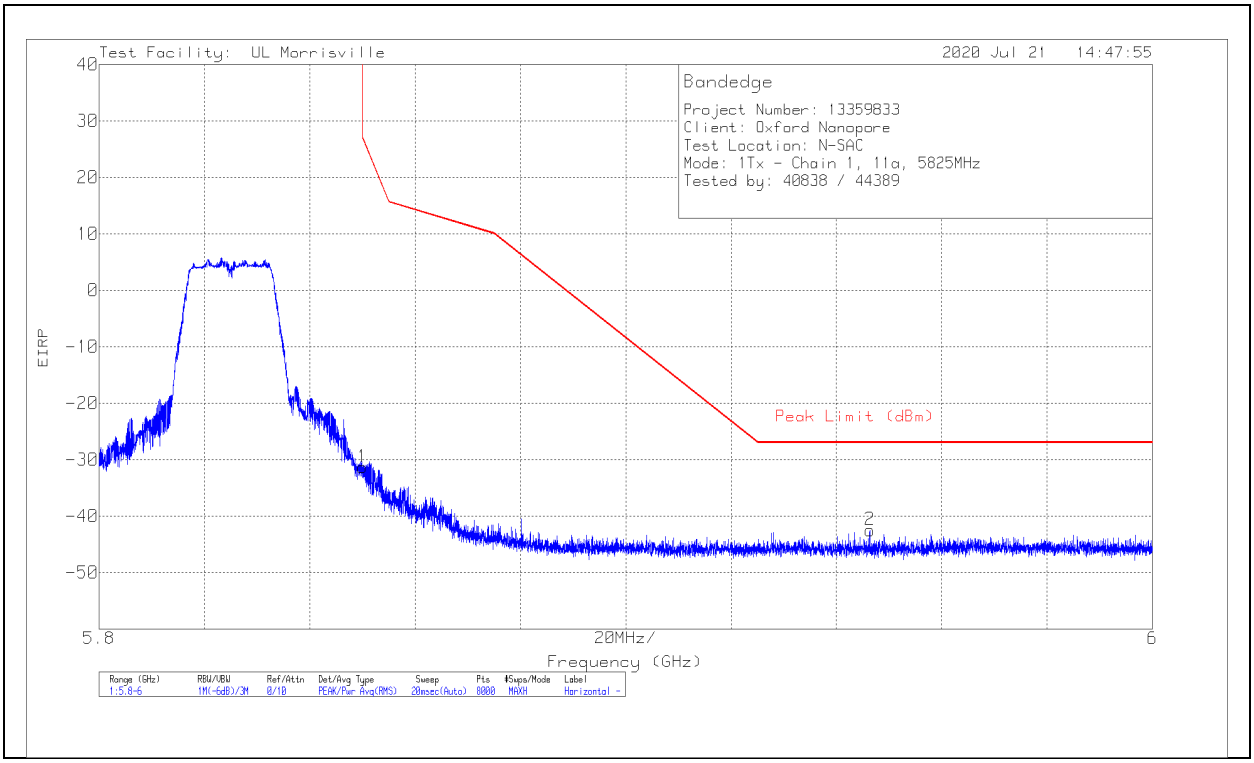

Marker	Frequency (GHz)	Meter Reading (dBm)	Det	AT0072 dB(/m)	Amp/Cbl/Fltr/Pad (dB)	Conversion Factor (dB)	Corrected Reading EIRP	Peak Limit (dBm)	PK Margin (dB)	Azimuth (Degs)	Height (cm)	Polarity
1	5.85001	-56.56	Pk	34.8	-21.4	11.8	-31.36	26.99	-58.35	29	342	H
2	5.94634	-68.38	Pk	35.1	-21	11.8	-42.48	-27	-15.48	29	342	H

Pk - Peak detector

UL LLC
12 Laboratory Dr., RTP, NC 27709; USA TEL:(919) 549-1400
This report shall not be reproduced except in full, without the written approval of UL LLC.

VERTICAL RESULT

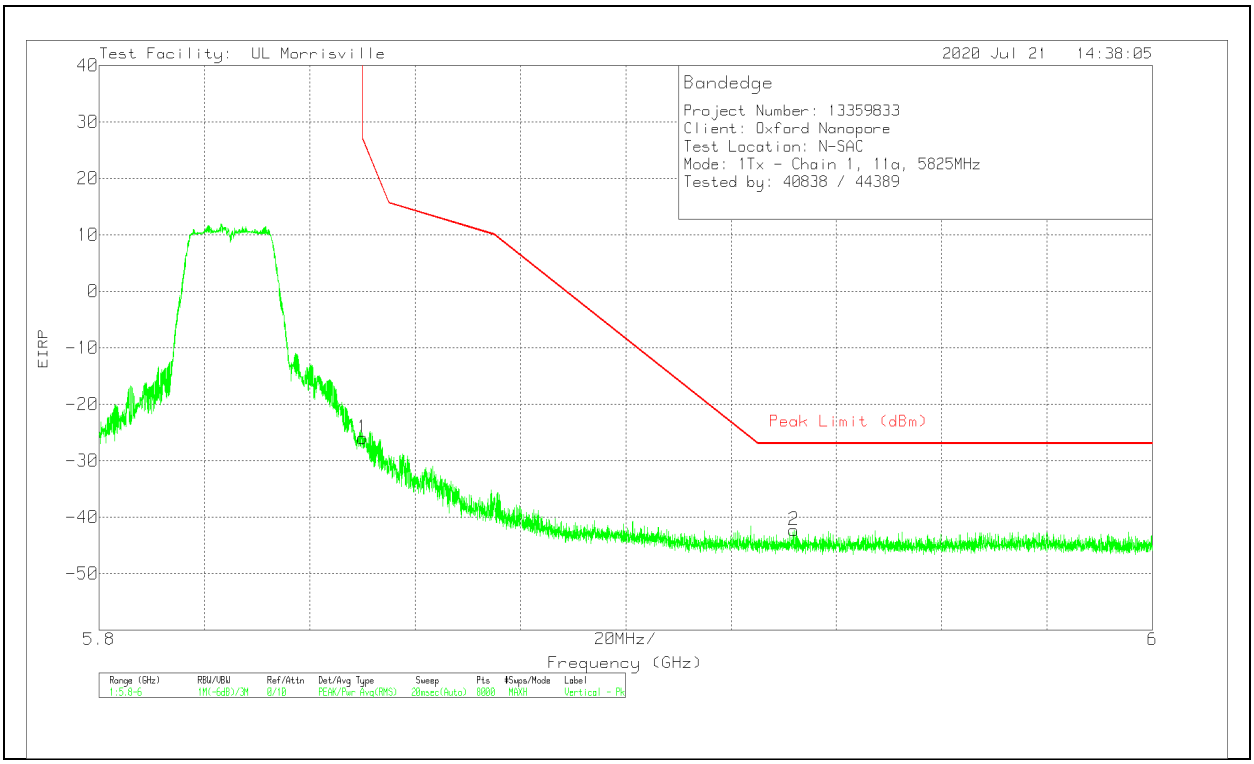

Marker	Frequency (GHz)	Meter Reading (dBm)	Det	AT0072 dB(/m)	Amp/Cbl/Fltr/Pad (dB)	Conversion Factor (dB)	Corrected Reading EIRP	Peak Limit (dBm)	PK Margin (dB)	Azimuth (Degs)	Height (cm)	Polarity
1	5.85001	-51.16	Pk	34.8	-21.4	11.8	-25.96	26.99	-52.95	347	226	V
2	5.93192	-68.2	Pk	35	-20.9	11.8	-42.3	-27	-15.3	347	226	V

Pk - Peak detector

UL LLC
12 Laboratory Dr., RTP, NC 27709; USA TEL:(919) 549-1400

This report shall not be reproduced except in full, without the written approval of UL LLC.

HARMONICS AND SPURIOUS EMISSIONS

LOW CHANNEL RESULTS

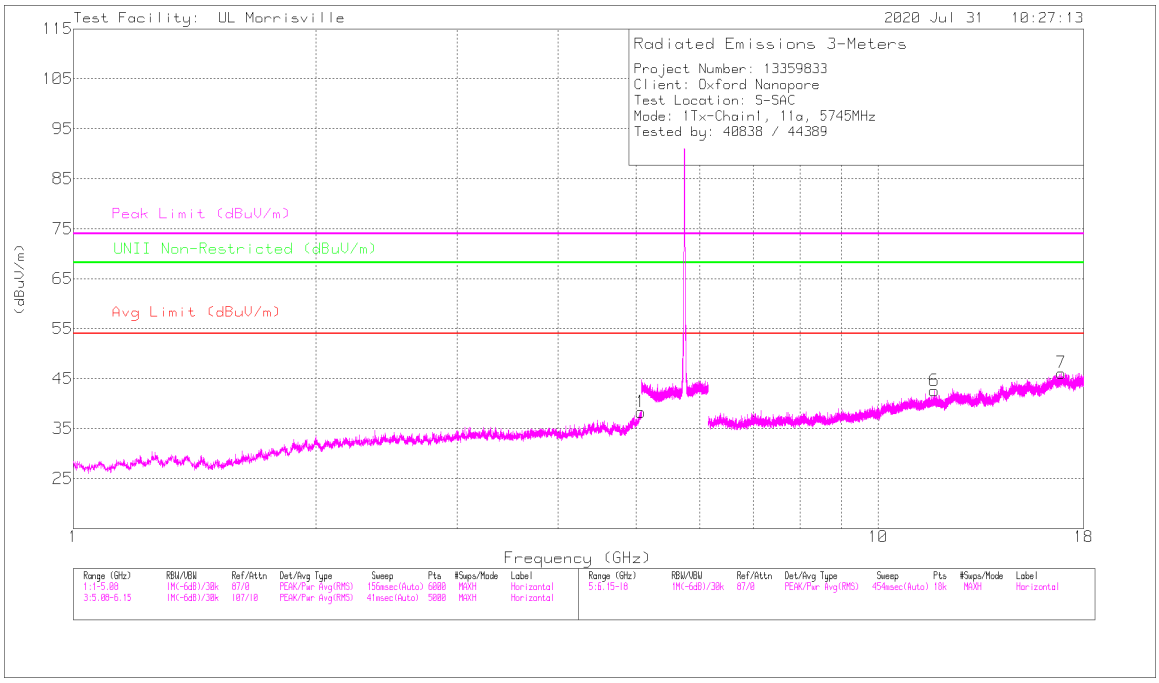

HORIZONTAL

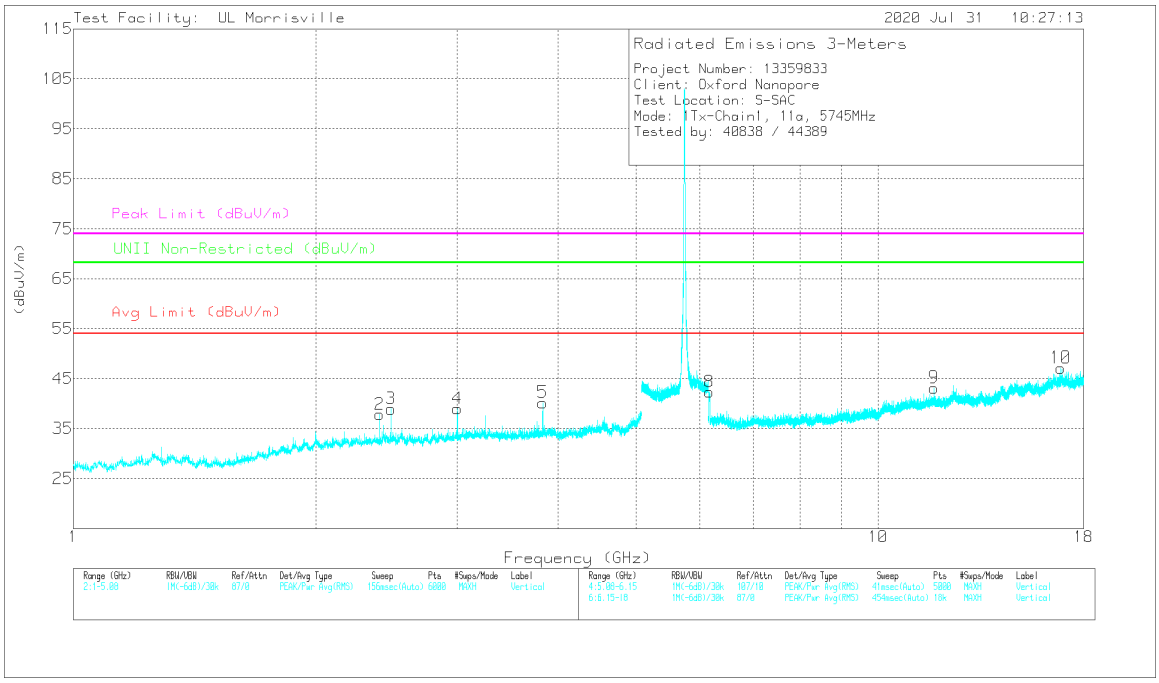

VERTICAL

UL LLC
12 Laboratory Dr., RTP, NC 27709; USA
TEL:(919) 549-1400

This report shall not be reproduced except in full, without the written approval of UL LLC.

Marker	Frequency (GHz)	Meter Reading (dBuV)	Det	AT0067 (dB/m)	Amp/Cbl/fltr/Pad (dB)	DC Corr (dB)	Corrected Reading (dBuV/m)	Avg Limit (dBuV/m)	Margin (dB)	Peak Limit (dBuV/m)	PK Margin (dB)	UNII Non-Restricted (dBuV/m)	PK Margin (dB)	Azimuth (Degs)	Height (cm)	Polarity
1	* ** 5.07247	39.74	PK-U	34	-28.9	0	44.84	-	-	74	-29.16	-	-	74	205	H
	* ** 5.07224	26.79	ADV	34	-28.9	.62	32.51	54	-21.49	-	-	-	-	74	205	H
5	* ** 3.82999	45.05	PK-U	33.3	-32.8	0	45.55	-	-	74	-28.45	-	-	79	304	V
	* ** 3.82999	30.89	ADV	33.3	-32.8	.62	32.01	54	-21.99	-	-	-	-	79	304	V
6	* ** 11.74347	33.68	PK-U	38.5	-24.4	0	47.78	-	-	74	-26.22	-	-	56	387	H
	* ** 11.74252	20.8	ADV	38.5	-24.4	.62	35.52	54	-18.48	-	-	-	-	56	387	H
9	* ** 11.73073	34.52	PK-U	38.5	-24.4	0	48.62	-	-	74	-25.38	-	-	347	225	V
	* ** 11.73102	20.98	ADV	38.5	-24.4	.62	35.7	54	-18.3	-	-	-	-	347	225	V
2	2.40172	45.66	PK-U	32.1	-34.2	0	43.56	-	-	-	-	68.2	-24.64	29	202	V
3	2.47991	43.8	PK-U	32.4	-34.1	0	42.1	-	-	-	-	68.2	-26.1	356	232	V
4	2.99967	45.91	PK-U	32.9	-33.6	0	45.21	-	-	-	-	68.2	-22.99	332	301	V
8	6.16922	43.36	PK-U	35.4	-29.2	0	49.56	-	-	-	-	68.2	-18.64	56	240	V
10	16.8526	34.56	PK-U	41.9	-24.6	0	51.86	-	-	-	-	68.2	-16.34	101	162	V
7	16.89198	35.36	PK-U	42	-24.6	0	52.76	-	-	-	-	68.2	-15.44	320	173	H

* - indicates frequency in CFR47 Pt 15 / IC RSS-Restricted Band
** - indicates frequency in Taiwan NCC LP0002 Restricted Band
PK-U - Maximum Peak
ADV - Linear Voltage Average

UL LLC
12 Laboratory Dr., RTP, NC 27709; USA TEL:(919) 549-1400
This report shall not be reproduced except in full, without the written approval of UL LLC.

MID CHANNEL RESULTS

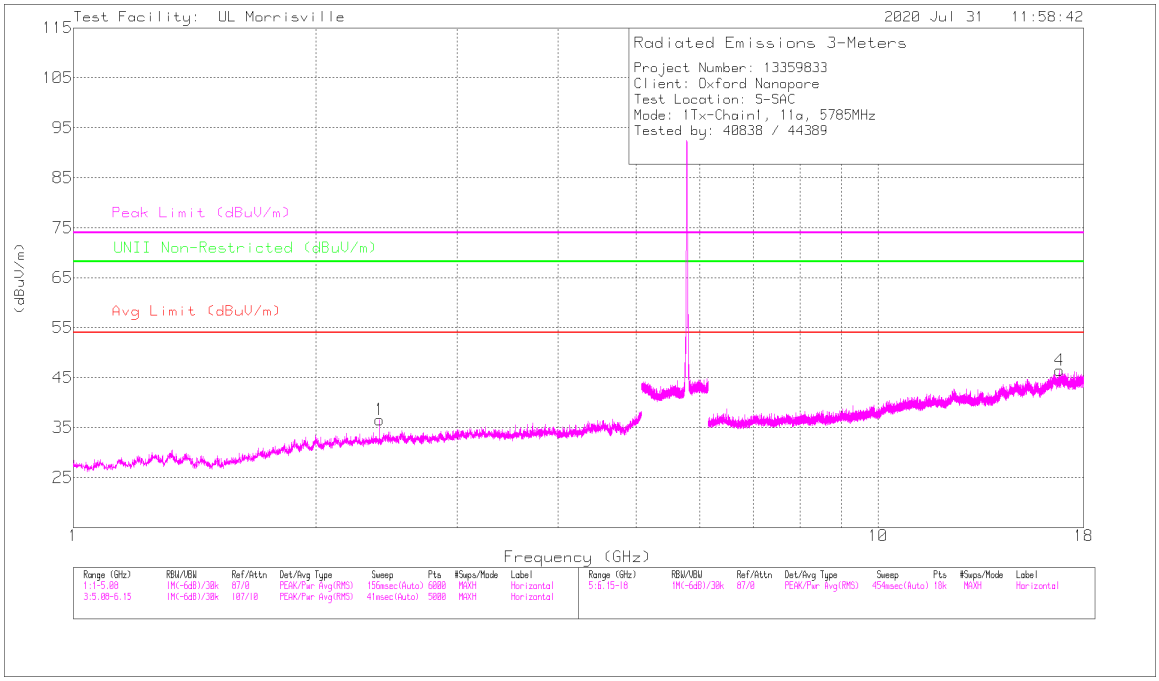

HORIZONTAL

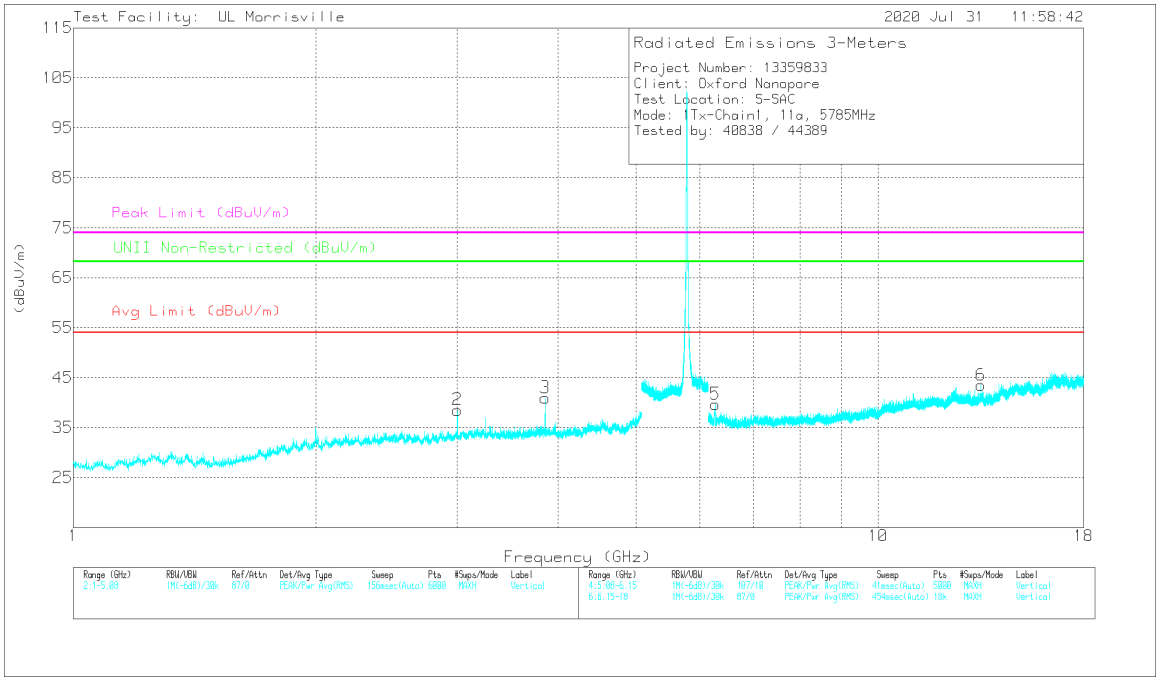

VERTICAL

UL LLC
12 Laboratory Dr., RTP, NC 27709; USA
TEL:(919) 549-1400

This report shall not be reproduced except in full, without the written approval of UL LLC.

Marker	Frequency (GHz)	Meter Reading (dBuV)	Det	AT0067 (dB/m)	Amp/Cbl/fltr/Pad (dB)	DC Corr (dB)	Corrected Reading (dBuV/m)	Avg Limit (dBuV/m)	Margin (dB)	Peak Limit (dBuV/m)	PK Margin (dB)	UNII Non-Restricted (dBuV/m)	PK Margin (dB)	Azimuth (Degs)	Height (cm)	Polarity
3	* ** 3.85671	44.69	PK-U	33.3	-32.6	0	45.39	-	-	74	-28.61	-	-	75	101	V
	* ** 3.85659	29.99	ADV	33.3	-32.6	.62	31.31	54	-22.69	-	-	-	-	75	101	V
1	2.40188	45.21	PK-U	32.1	-34.2	0	43.11	-	-	-	-	68.2	-25.09	298	359	H
2	3.00002	45.52	PK-U	32.9	-33.6	0	44.82	-	-	-	-	68.2	-23.38	328	267	V
5	6.27251	40.71	PK-U	35.5	-29.6	0	46.61	-	-	-	-	68.2	-21.59	84	222	V
6	13.42478	34.19	PK-U	38.7	-23.6	0	49.29	-	-	-	-	68.2	-18.91	140	363	V
4	16.81563	35.34	PK-U	41.9	-24.6	0	52.64	-	-	-	-	68.2	-15.56	191	198	H

* - indicates frequency in CFR47 Pt 15 / IC RSS-Restricted Band
** - indicates frequency in Taiwan NCC LP0002 Restricted Band
PK-U - Maximum Peak
ADV - Linear Voltage Average

UL LLC
12 Laboratory Dr., RTP, NC 27709; USA TEL:(919) 549-1400
This report shall not be reproduced except in full, without the written approval of UL LLC.

HIGH CHANNEL RESULTS

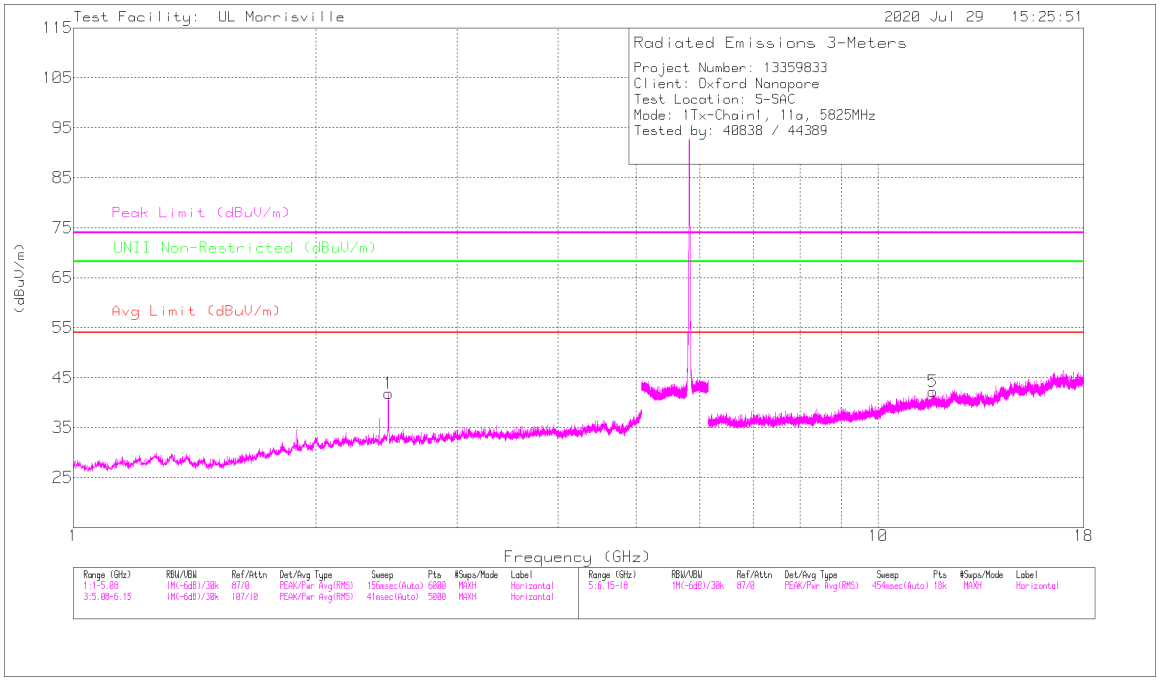

HORIZONTAL

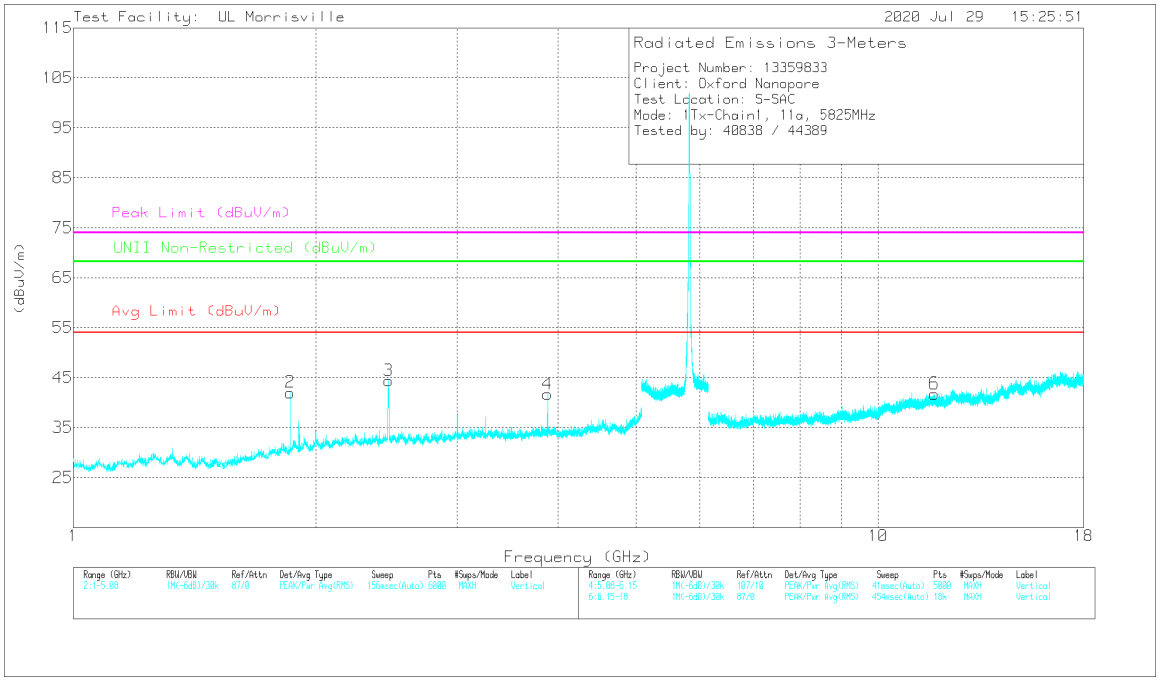

VERTICAL

UL LLC
12 Laboratory Dr., RTP, NC 27709; USA
TEL:(919) 549-1400

This report shall not be reproduced except in full, without the written approval of UL LLC.

Marker	Frequency (GHz)	Meter Reading (dBuV)	Det	AT0067 (dB/m)	Amp/Cbl/fltr/Pad (dB)	DC Corr (dB)	Corrected Reading (dBuV/m)	Avg Limit (dBuV/m)	Margin (dB)	Peak Limit (dBuV/m)	PK Margin (dB)	UNII Non-Restricted (dBuV/m)	PK Margin (dB)	Azimuth (Degs)	Height (cm)	Polarity
2	** 1.85731	50.03	PK-U	30.8	-34.6	0	46.23	-	-	74	-27.77	68.2	-21.97	244	210	V
	** 1.85711	28.86	ADV	30.8	-34.6	.62	25.68	54	-28.32	-	-	-	-	244	210	V
4	* ** 3.8832	45.6	PK-U	33.4	-32.5	0	46.5	-	-	74	-27.5	-	-	80	227	V
	* ** 3.88328	30.62	ADV	33.4	-32.5	.62	32.14	54	-21.86	-	-	-	-	80	227	V
5	* ** 11.69677	34.1	PK-U	38.5	-24.4	0	48.2	-	-	74	-25.8	-	-	56	285	H
	* ** 11.69633	20.96	ADV	38.5	-24.4	.62	35.68	54	-18.32	-	-	-	-	56	285	H
6	* ** 11.7421	34.02	PK-U	38.5	-24.4	0	48.12	-	-	74	-25.88	-	-	340	311	V
	* ** 11.74205	20.92	ADV	38.5	-24.4	.62	35.64	54	-18.36	-	-	-	-	340	311	V
1	2.46386	41.46	PK-U	32.5	-34.1	0	39.86	-	-	-	-	68.2	-28.34	35	260	H
3	2.4639	42.46	PK-U	32.5	-34.1	0	40.86	-	-	-	-	68.2	-27.34	66	206	V

* - indicates frequency in CFR47 Pt 15 / IC RSS-Restricted Band
** - indicates frequency in Taiwan NCC LP0002 Restricted Band
PK-U - Maximum Peak
ADV - Linear Voltage Average

UL LLC
12 Laboratory Dr., RTP, NC 27709; USA TEL:(919) 549-1400
This report shall not be reproduced except in full, without the written approval of UL LLC.

12.1.14. TX ABOVE 1 GHz 802.11n HT20 MODE IN THE 5.8 GHz BAND

2TX ANTENNA 1 + ANTENNA 2 MODE

BANDEDGE (LOW CHANNEL)

HORIZONTAL RESULT

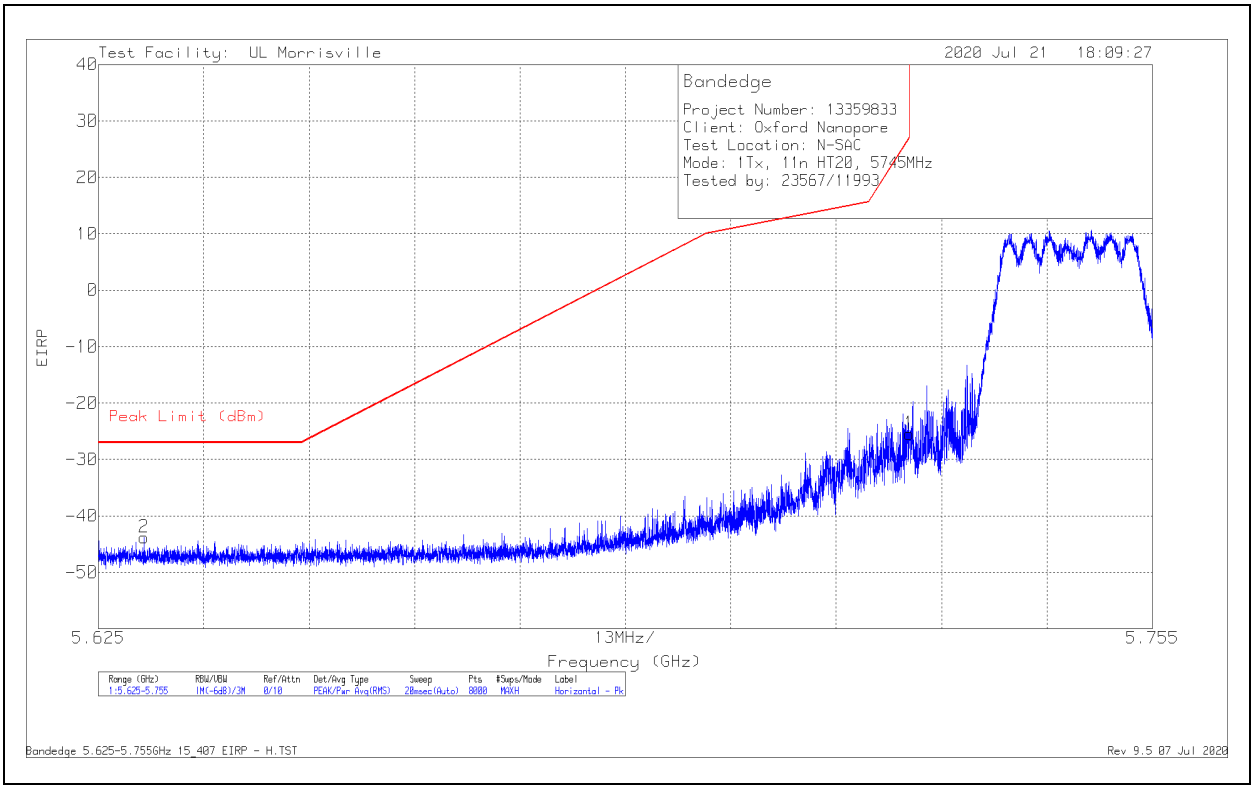

Marker	Frequency (GHz)	Meter Reading (dBm)	Det	AT0072 dB(/m)	Amp/Cbl/Fltr/Pad (dB)	Conversion Factor (dB)	Corrected Reading EIRP	Peak Limit (dBm)	PK Margin (dB)	Azimuth (Degs)	Height (cm)	Polarity
2	5.63064	-68.09	Pk	34.6	-22.1	11.8	-43.79	-27	-16.79	12	101	H
1	5.725	-50.06	Pk	34.6	-21.8	11.8	-25.46	27	-52.46	12	101	H

Pk - Peak detector

UL LLC
12 Laboratory Dr., RTP, NC 27709; USA TEL:(919) 549-1400
This report shall not be reproduced except in full, without the written approval of UL LLC.

VERTICAL RESULT

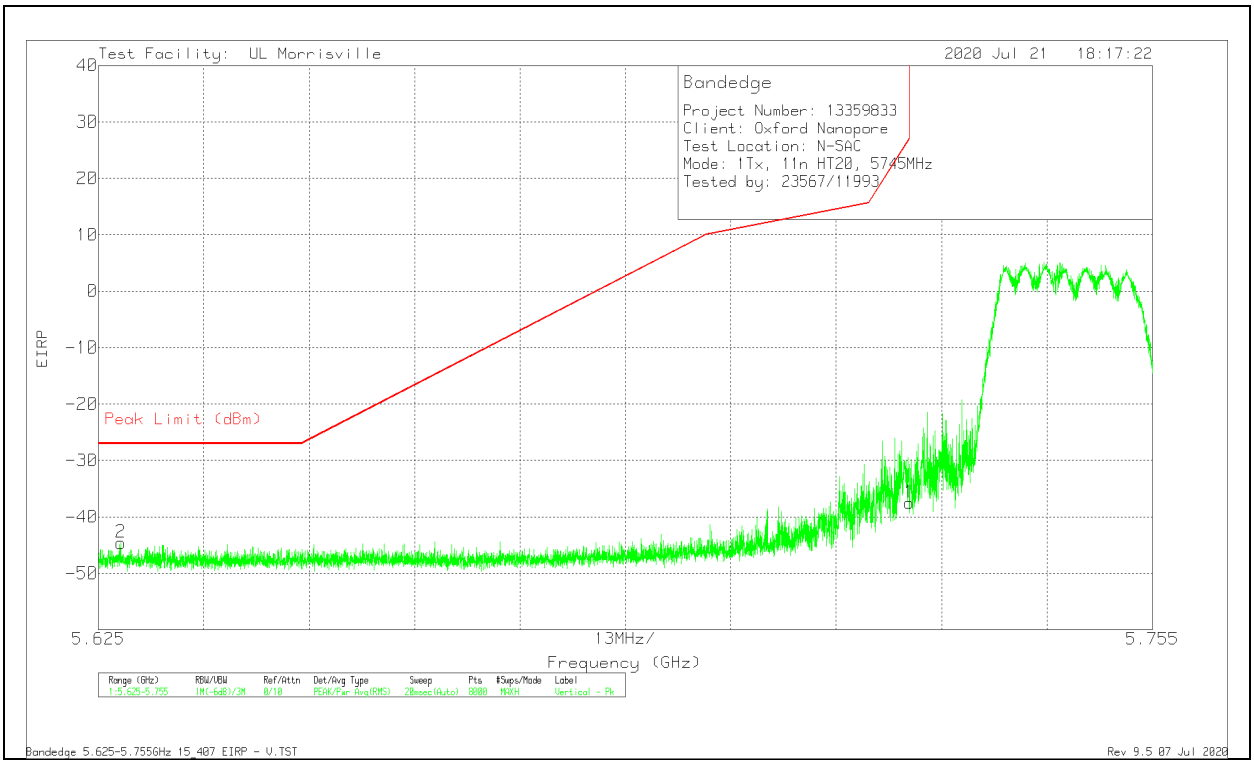

Marker	Frequency (GHz)	Meter Reading (dBm)	Det	AT0072 dB(/m)	Amp/Cbl/Fltr/Pad (dB)	Conversion Factor (dB)	Corrected Reading EIRP	Peak Limit (dBm)	PK Margin (dB)	Azimuth (Degs)	Height (cm)	Polarity
2	5.62775	-69	Pk	34.6	-22	11.8	-44.6	-27	-17.6	258	292	V
1	5.725	-62.07	Pk	34.6	-21.8	11.8	-37.47	27	-64.47	258	292	V

Pk - Peak detector

UL LLC
12 Laboratory Dr., RTP, NC 27709; USA
TEL:(919) 549-1400

This report shall not be reproduced except in full, without the written approval of UL LLC.

BANDEDGE (HIGH CHANNEL)

HORIZONTAL RESULT

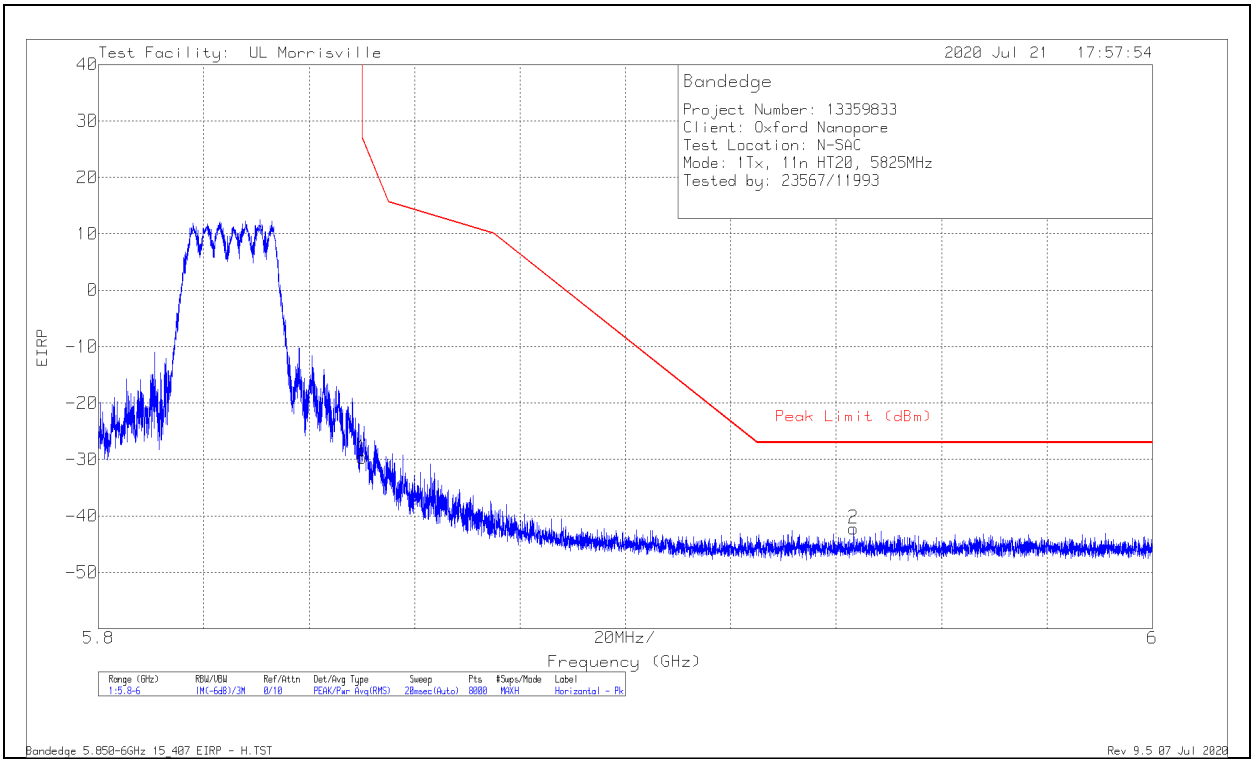

Marker	Frequency (GHz)	Meter Reading (dBm)	Det	AT0072 dB(/m)	Amp/Cbl/Fltr/Pad (dB)	Conversion Factor (dB)	Corrected Reading EIRP	Peak Limit (dBm)	PK Margin (dB)	Azimuth (Degs)	Height (cm)	Polarity
1	5.85001	-54.85	Pk	34.8	-21.4	11.8	-29.65	26.99	-56.64	331	104	H
2	5.94332	-67.99	Pk	35	-21	11.8	-42.19	-27	-15.19	331	104	H

Pk - Peak detector

UL LLC
12 Laboratory Dr., RTP, NC 27709; USA TEL:(919) 549-1400
This report shall not be reproduced except in full, without the written approval of UL LLC.

VERTICAL RESULT

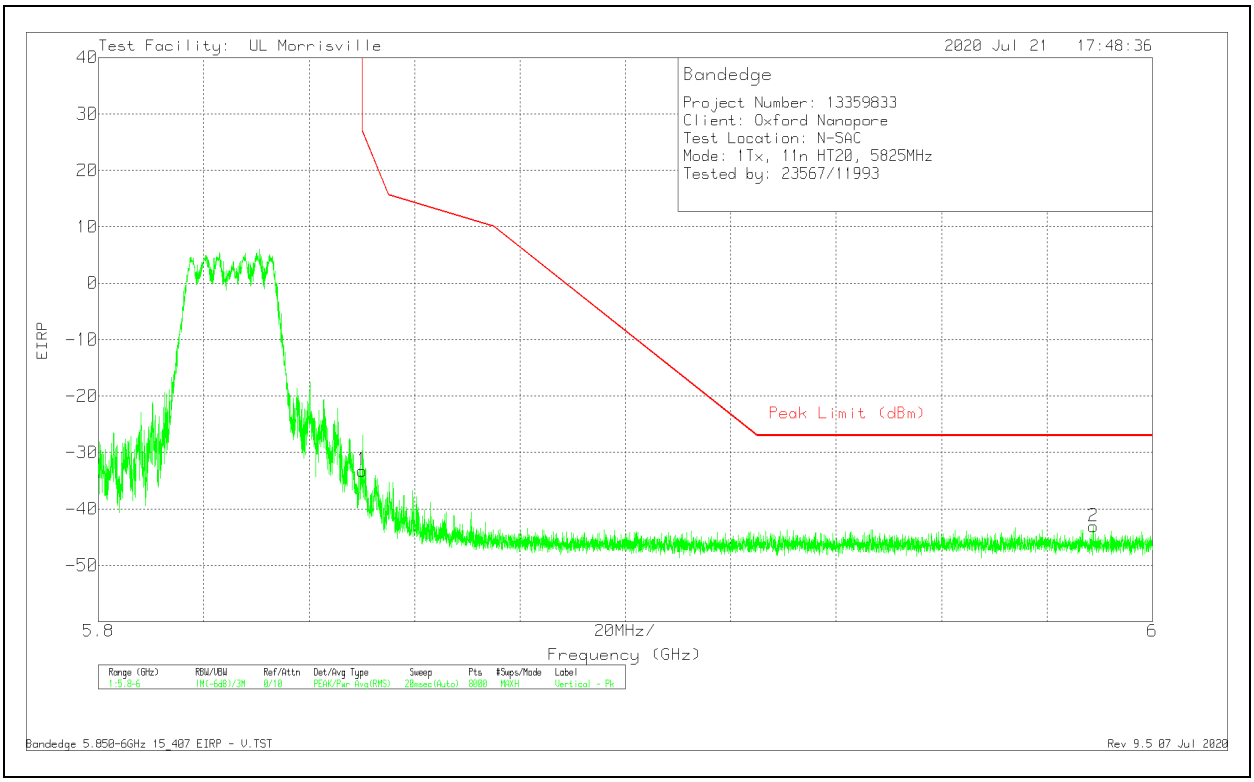

Marker	Frequency (GHz)	Meter Reading (dBm)	Det	AT0072 dB(/m)	Amp/Cbl/Fltr/Pad (dB)	Conversion Factor (dB)	Corrected Reading EIRP	Peak Limit (dBm)	PK Margin (dB)	Azimuth (Degs)	Height (cm)	Polarity
1	5.85001	-58.38	Pk	34.8	-21.4	11.8	-33.18	26.99	-60.17	331	112	V
2	5.98882	-69.12	Pk	35.1	-20.9	11.8	-43.12	-27	-16.12	331	112	V

Pk - Peak detector

UL LLC
12 Laboratory Dr., RTP, NC 27709; USA TEL:(919) 549-1400

This report shall not be reproduced except in full, without the written approval of UL LLC.

HARMONICS AND SPURIOUS EMISSIONS

LOW CHANNEL RESULTS

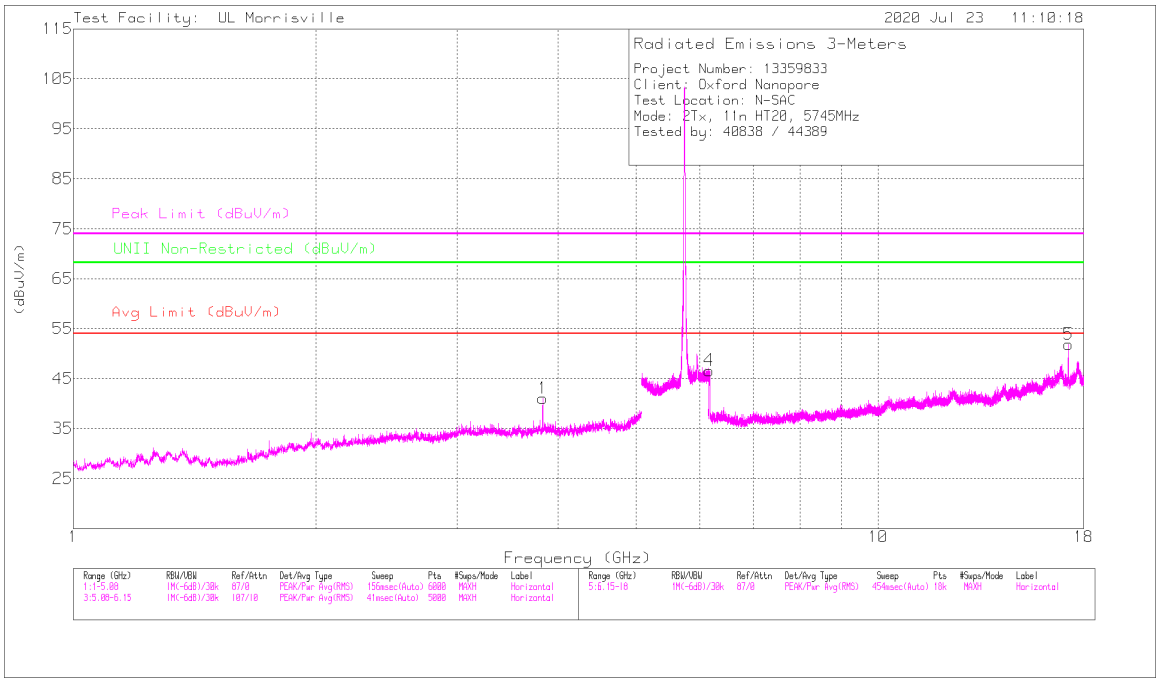

HORIZONTAL

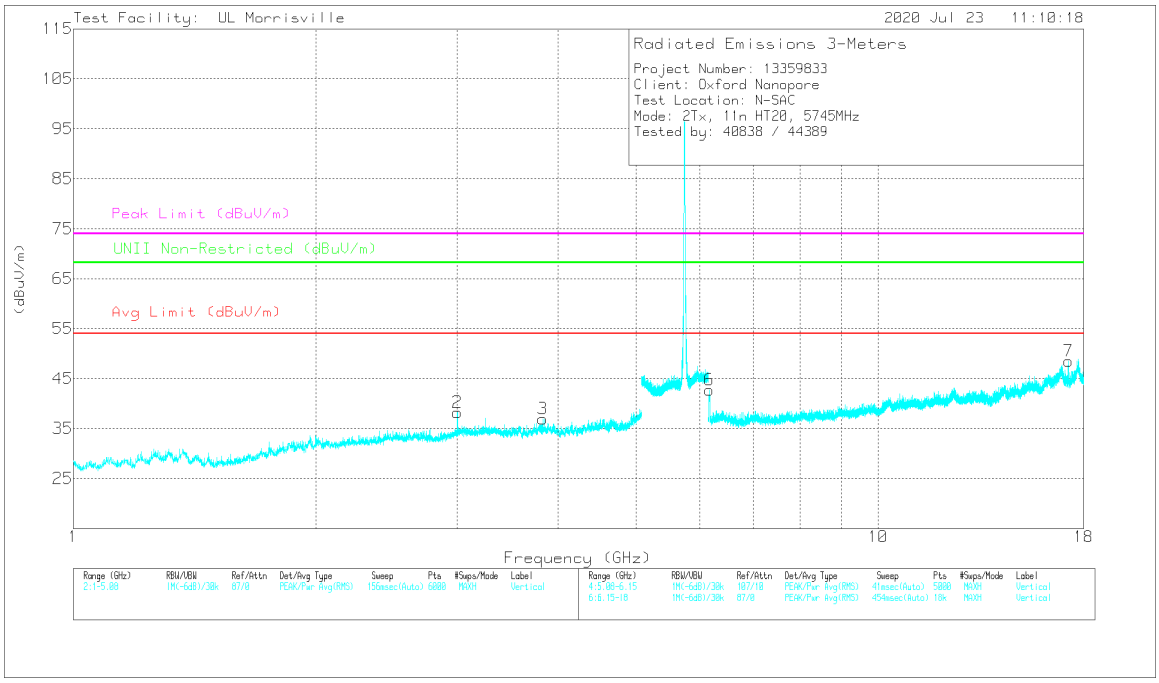

VERTICAL

UL LLC
12 Laboratory Dr., RTP, NC 27709; USA TEL:(919) 549-1400

This report shall not be reproduced except in full, without the written approval of UL LLC.

Marler	Frequency (GHz)	Meter Reading (dBuV)	Det	AT0072 dB(/m)	Amp/Cbl/Fltr/Pad (dB)	DC Corr (dB)	Corrected Reading (dBuV/m)	Avg Limit (dBuV/m)	Margin (dB)	Peak Limit (dBuV/m)	PK Margin (dB)	UNII Non-Restricted (dBuV/m)	PK Margin (dB)	Azimuth (Degs)	Height (cm)	Polarity
1	* ** 3.82997	45.11	PK-U	33.6	-32.1	0	46.61	-	-	74	-27.39	-	-	324	265	H
	* ** 3.82993	38.16	ADV	33.6	-32.1	.72	40.38	54	-13.62	-	-	-	-	324	265	H
3	* ** 3.82998	43.37	PK-U	33.6	-32.1	0	44.87	-	-	74	-29.13	-	-	27	346	V
	* ** 3.83	32.49	ADV	33.6	-32.1	.72	34.71	54	-19.29	-	-	-	-	27	346	V
2	3.00012	44.89	PK-U	33	-32.6	0	45.29	-	-	-	-	68.2	-22.91	269	372	V
4	6.1654	49.61	PK-U	35.5	-30.2	0	54.91	-	-	-	-	68.2	-13.29	316	106	H
6	6.1699	44.7	PK-U	35.5	-30.4	0	49.8	-	-	-	-	68.2	-18.4	235	395	V
5	17.23473	43.16	PK-U	41.3	-24.5	0	59.96	-	-	-	-	68.2	-8.24	346	267	H
7	17.24194	36.1	PK-U	41.3	-24.4	0	53	-	-	-	-	68.2	-15.2	130	168	V

* - indicates frequency in CFR47 Pt 15 / IC RSS-Restricted Band
** - indicates frequency in Taiwan NCC LP0002 Restricted Band
PK-U - Maximum Peak
ADV - Linear Voltage Average

UL LLC
12 Laboratory Dr., RTP, NC 27709; USA TEL:(919) 549-1400
This report shall not be reproduced except in full, without the written approval of UL LLC.

MID CHANNEL RESULTS

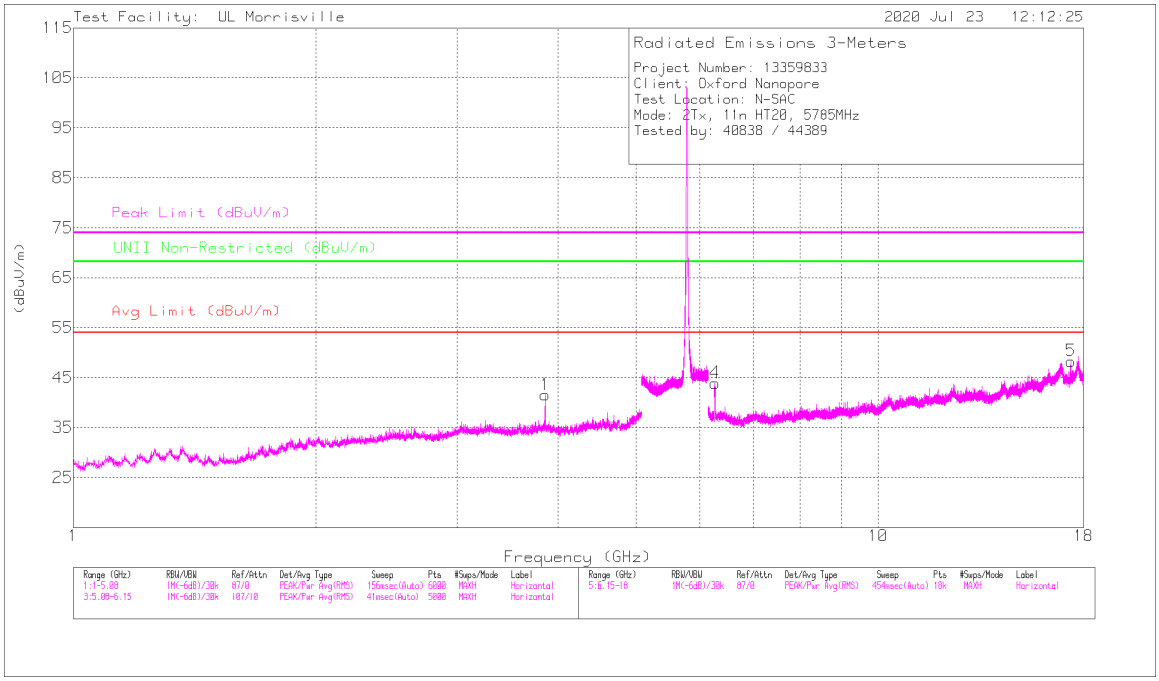

HORIZONTAL

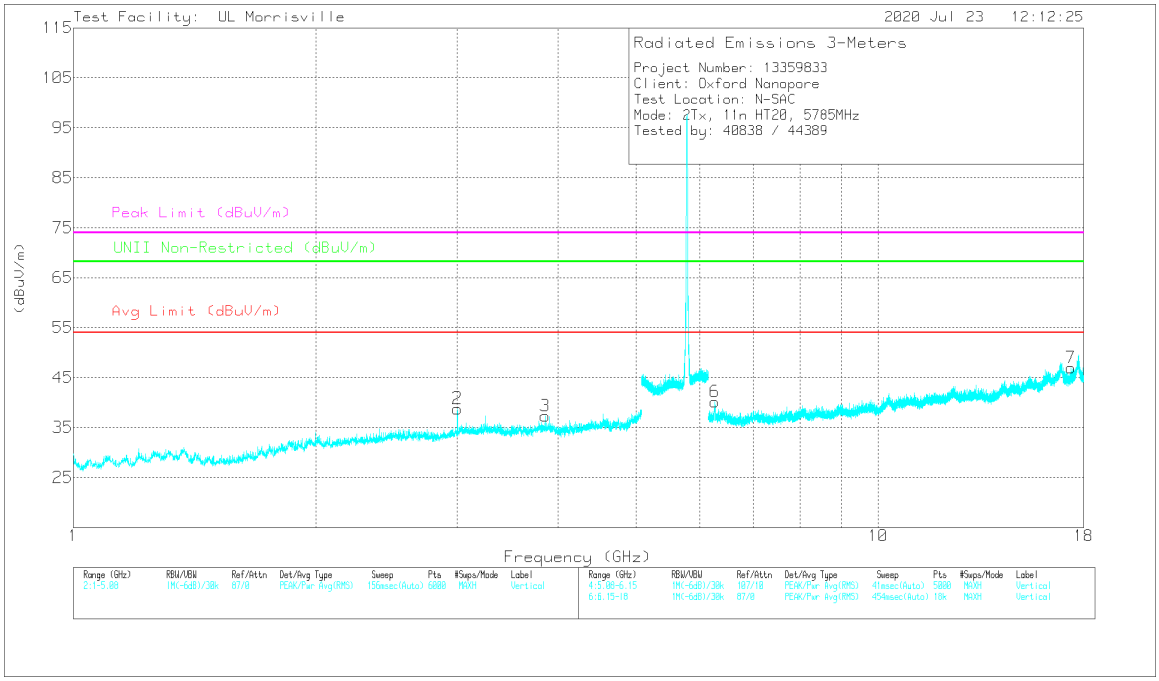

VERTICAL

UL LLC
12 Laboratory Dr., RTP, NC 27709; USA TEL:(919) 549-1400

This report shall not be reproduced except in full, without the written approval of UL LLC.

Marker	Frequency (GHz)	Meter Reading (dBuV)	Det	AT0072 dB(/m)	Amp/Cbl/Fltr/Pad (dB)	DC Corr (dB)	Corrected Reading (dBuV/m)	Avg Limit (dBuV/m)	Margin (dB)	Peak Limit (dBuV/m)	PK Margin (dB)	UNII Non-Restricted (dBuV/m)	PK Margin (dB)	Azimuth (Degs)	Height (cm)	Polarity
1	* ** 3.85648	46.13	PK-U	33.6	-31.9	0	47.83	-	-	74	-26.17	-	-	323	384	H
	* ** 3.8566	38.79	ADV	33.6	-31.9	.72	41.21	54	-12.79	-	-	-	-	323	384	H
3	* ** 3.8564	43.43	PK-U	33.6	-31.9	0	45.13	-	-	74	-28.87	-	-	224	389	V
	* ** 3.85662	32.36	ADV	33.6	-31.9	.72	34.78	54	-19.22	-	-	-	-	224	389	V
2	2.99995	45.03	PK-U	33	-32.6	0	45.43	-	-	-	-	68.2	-22.77	290	375	V
6	6.26406	43.58	PK-U	35.6	-29.8	0	49.38	-	-	-	-	68.2	-18.82	224	386	V
4	6.2721	44.63	PK-U	35.5	-29.9	0	50.23	-	-	-	-	68.2	-17.97	139	375	H
7	17.35377	38.05	PK-U	41.4	-24.4	0	55.05	-	-	-	-	68.2	-13.15	35	245	V
6	17.35616	39.26	PK-U	41.4	-24.4	0	56.26	-	-	-	-	68.2	-11.94	115	249	H

* - indicates frequency in CFR47 Pt 15 / IC RSS-Restricted Band
** - indicates frequency in Taiwan NCC LP0002 Restricted Band
PK-U - Maximum Peak
ADV - Linear Voltage Average

UL LLC
12 Laboratory Dr., RTP, NC 27709; USA TEL:(919) 549-1400
This report shall not be reproduced except in full, without the written approval of UL LLC.

HIGH CHANNEL RESULTS

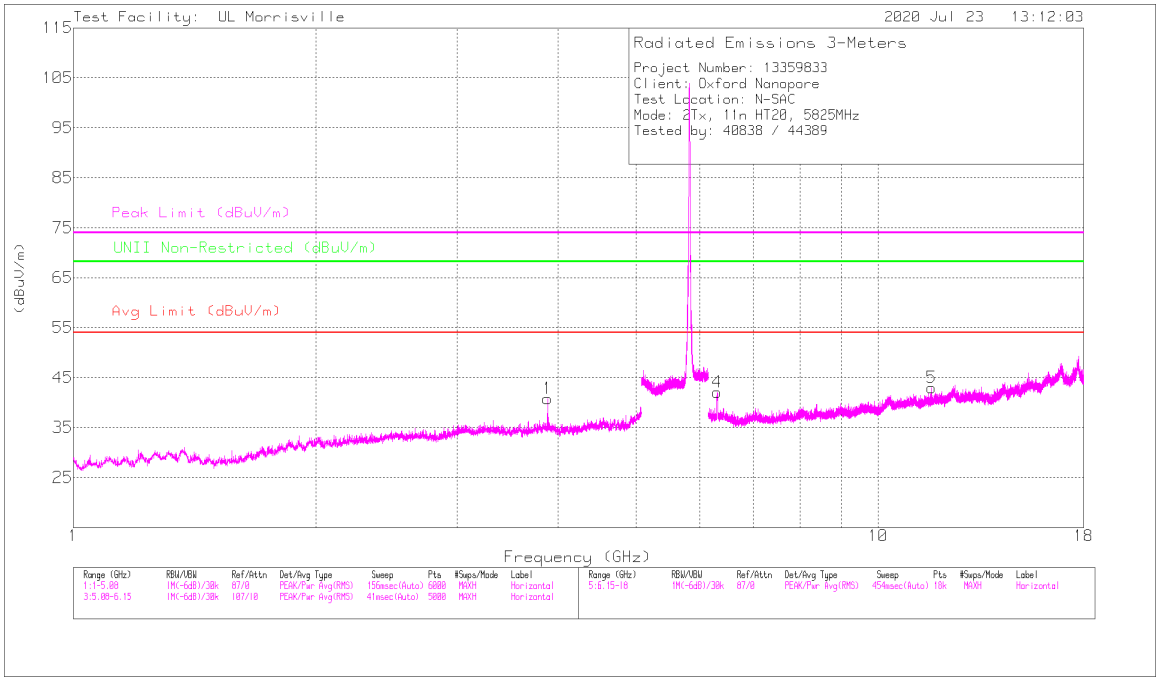

HORIZONTAL

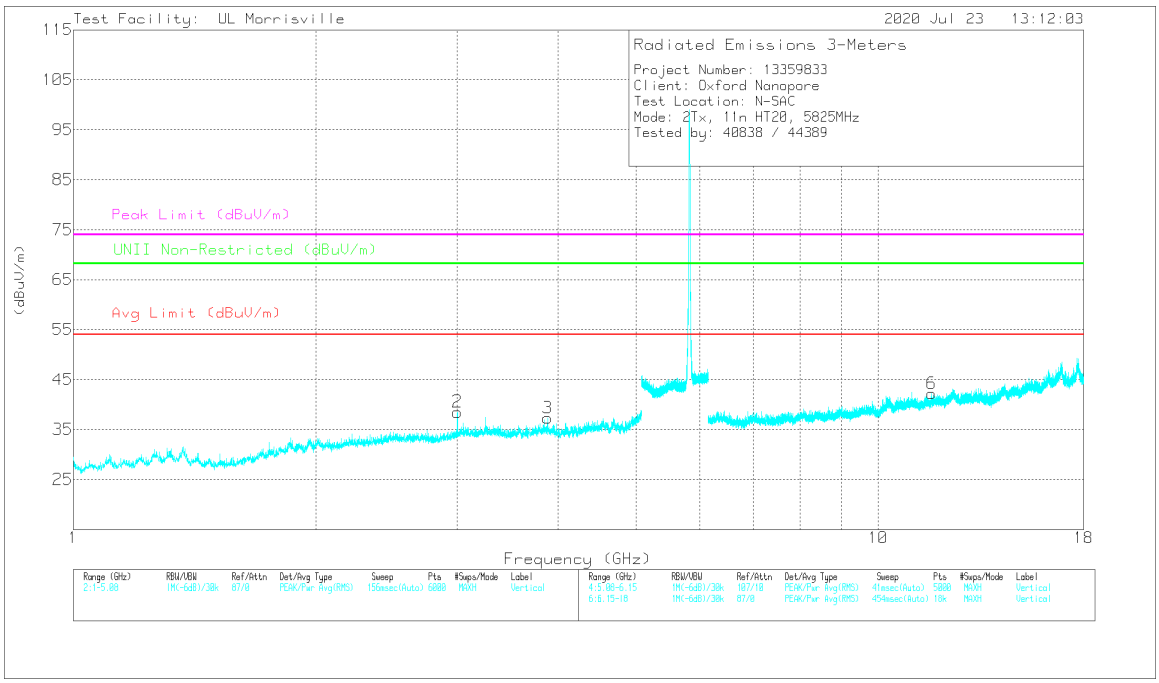

VERTICAL

UL LLC
12 Laboratory Dr., RTP, NC 27709; USA TEL:(919) 549-1400

This report shall not be reproduced except in full, without the written approval of UL LLC.

Marker	Frequency (GHz)	Meter Reading (dBuV)	Det	AT0072 dB(/m)	Amp/Cbl/Fltr/Pad (dB)	DC Corr (dB)	Corrected Reading (dBuV/m)	Avg Limit (dBuV/m)	Margin (dB)	Peak Limit (dBuV/m)	PK Margin (dB)	UNII Non-Restricted (dBuV/m)	PK Margin (dB)	Azimuth (Degs)	Height (cm)	Polarity
1	* ** 3.88345	45.11	PK-U	33.6	-32.1	0	46.61	-	-	74	-27.39	-	-	329	121	H
	* ** 3.8833	38.46	ADV	33.6	-32.1	.72	40.68	54	-13.32	-	-	-	-	329	121	H
2	* ** 3.88332	43.94	PK-U	33.6	-32.1	0	45.44	-	-	74	-28.56	-	-	31	368	V
	* ** 3.88331	34.28	ADV	33.6	-32.1	.72	36.5	54	-17.5	-	-	-	-	31	368	V
5	* ** 11.65024	36.17	PK-U	38.4	-25.8	0	48.77	-	-	74	-25.23	-	-	44	311	H
	* ** 11.65011	23.16	ADV	38.4	-25.8	.72	36.48	54	-17.52	-	-	-	-	44	311	H
6	* ** 11.65305	36.99	PK-U	38.3	-25.8	0	49.49	-	-	74	-24.51	-	-	9	238	V
	* ** 11.65245	23.73	ADV	38.3	-25.8	.72	36.95	54	-17.05	-	-	-	-	9	238	V
2	3.00015	44.96	PK-U	33	-32.6	0	45.36	-	-	-	-	68.2	-22.84	271	373	V
4	6.31233	43.89	PK-U	35.6	-30.5	0	48.99	-	-	-	-	68.2	-19.21	107	385	H

* - indicates frequency in CFR47 Pt 15 / IC RSS-Restricted Band
** - indicates frequency in Taiwan NCC LP0002 Restricted Band
PK-U - Maximum Peak
ADV - Linear Voltage Average

UL LLC
12 Laboratory Dr., RTP, NC 27709; USA TEL:(919) 549-1400
This report shall not be reproduced except in full, without the written approval of UL LLC.

12.1.15. TX ABOVE 1 GHz 802.11n HT40 MODE IN THE 5.8 GHz BAND

2TX ANTENNA 1 + ANTENNA 2 MODE

BANDEDGE (LOW CHANNEL)

HORIZONTAL RESULT

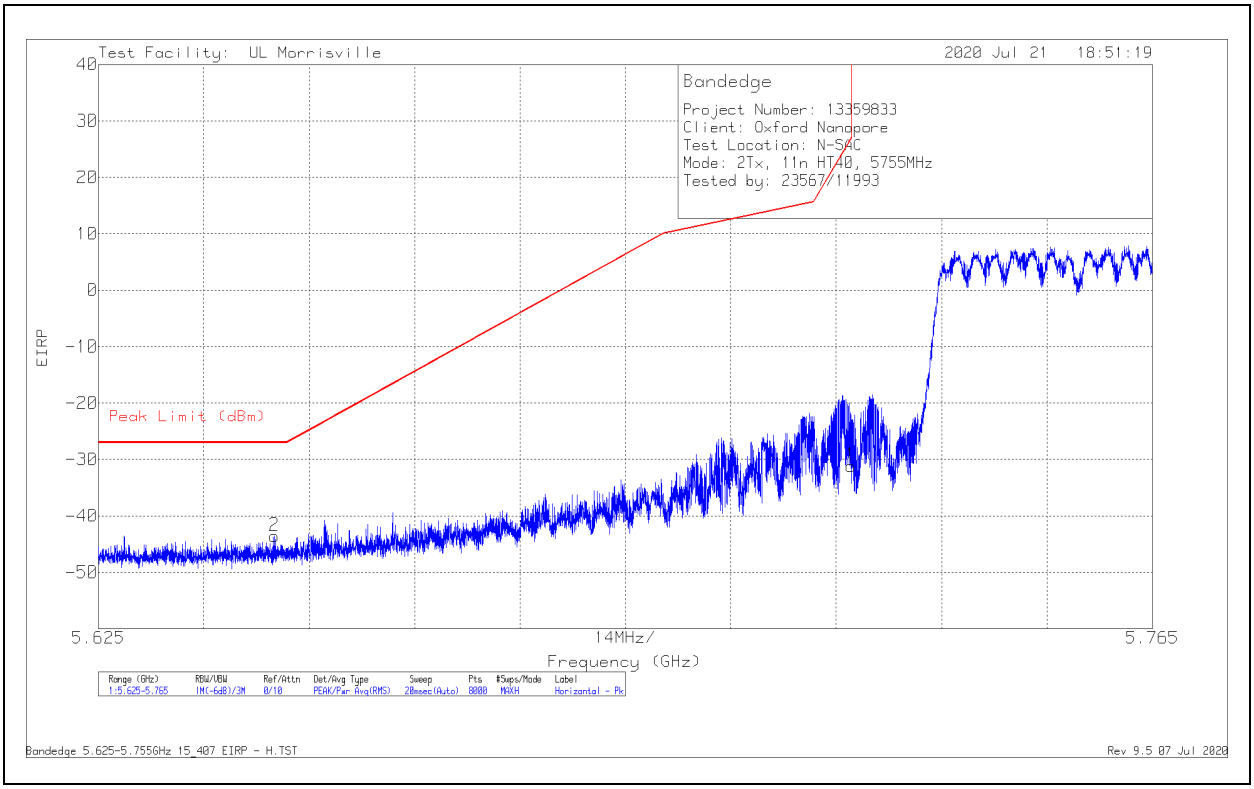

Marker	Frequency (GHz)	Meter Reading (dBm)	Det	AT0072 dB(/m)	Amp/Cbl/Fltr/Pad (dB)	Conversion Factor (dB)	Corrected Reading EIRP	Peak Limit (dBm)	PK Margin (dB)	Azimuth (Degs)	Height (cm)	Polarity
2	5.64838	-68.03	Pk	34.6	-21.9	11.8	-43.53	-27	-16.53	310	102	H
1	5.72499	-55.71	Pk	34.6	-21.8	11.8	-31.11	26.97	-58.08	310	102	H

Pk - Peak detector

UL LLC
12 Laboratory Dr., RTP, NC 27709; USA TEL:(919) 549-1400
This report shall not be reproduced except in full, without the written approval of UL LLC.

VERTICAL RESULT

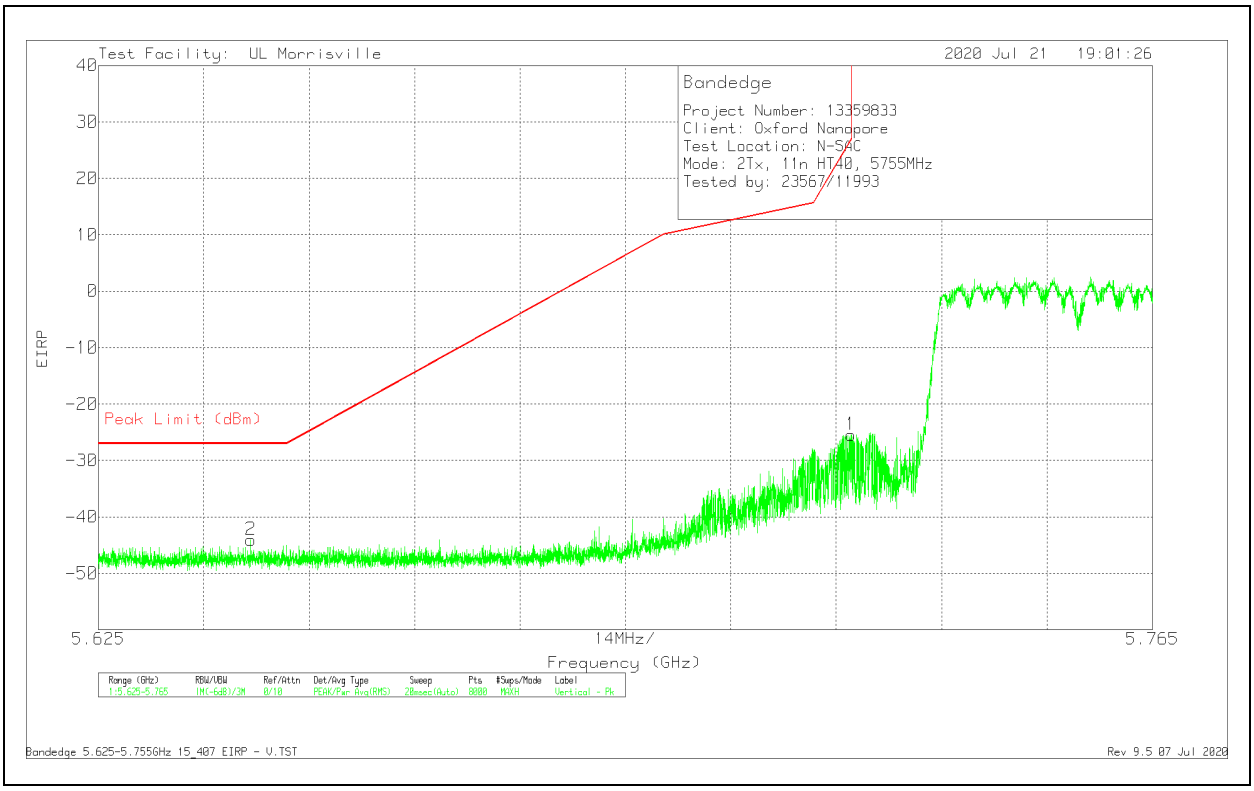

Marker	Frequency (GHz)	Meter Reading (dBm)	Det	AT0072 dB(/m)	Amp/Cbl/Fltr/Pad (dB)	Conversion Factor (dB)	Corrected Reading EIRP	Peak Limit (dBm)	PK Margin (dB)	Azimuth (Degs)	Height (cm)	Polarity
2	5.64525	-68.58	Pk	34.7	-22	11.8	-44.08	-27	-17.08	266	338	V
1	5.72499	-50.04	Pk	34.6	-21.8	11.8	-25.44	26.97	-52.41	266	338	V

Pk - Peak detector

UL LLC
12 Laboratory Dr., RTP, NC 27709; USA TEL:(919) 549-1400

This report shall not be reproduced except in full, without the written approval of UL LLC.

BANDEDGE (HIGH CHANNEL)

HORIZONTAL RESULT

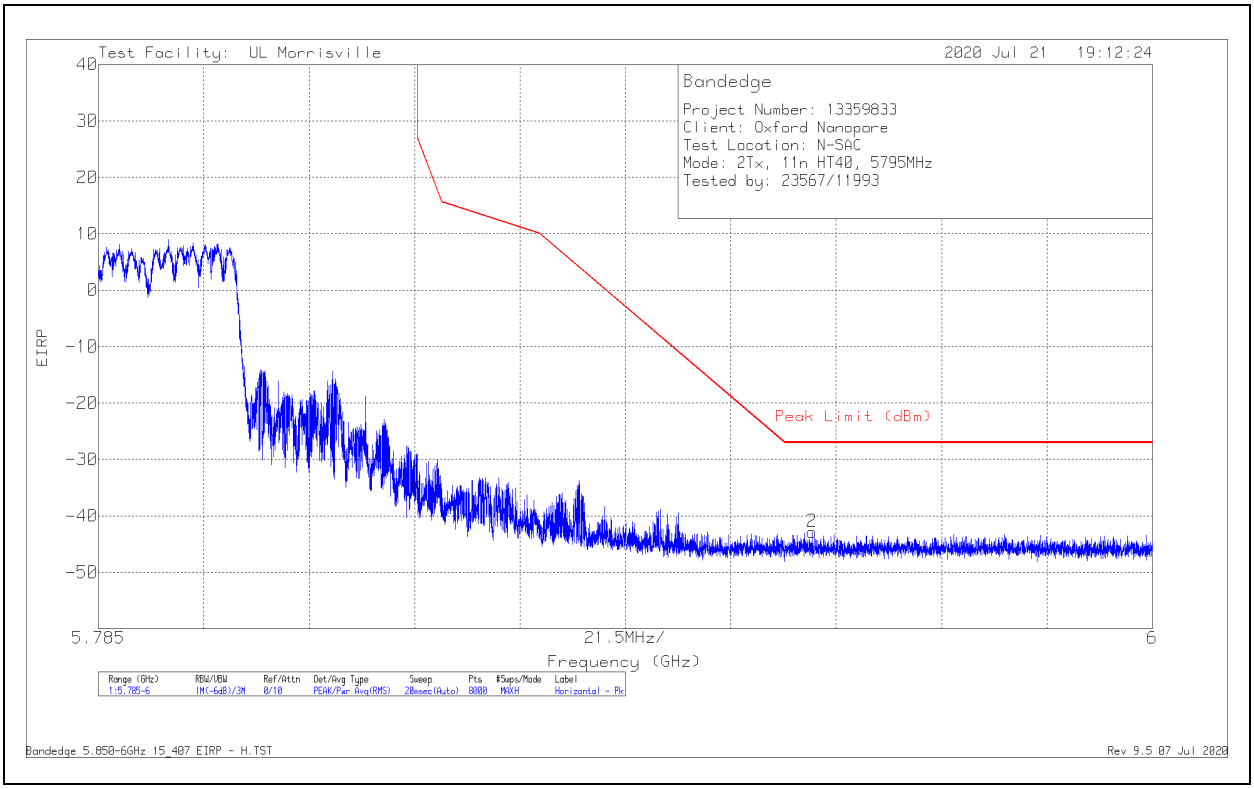

Marker	Frequency (GHz)	Meter Reading (dBm)	Det	AT0072 dB(/m)	Amp/Cbl/Fltr/Pad (dB)	Conversion Factor (dB)	Corrected Reading EIRP	Peak Limit (dBm)	PK Margin (dB)	Azimuth (Degs)	Height (cm)	Polarity
1	5.85002	-59.26	Pk	34.8	-21.4	11.8	-34.06	26.96	-61.02	316	318	H
2	5.93054	-68.76	Pk	35	-20.9	11.8	-42.86	-27	-15.86	316	318	H

Pk - Peak detector

UL LLC
12 Laboratory Dr., RTP, NC 27709; USA TEL:(919) 549-1400
This report shall not be reproduced except in full, without the written approval of UL LLC.

VERTICAL RESULT

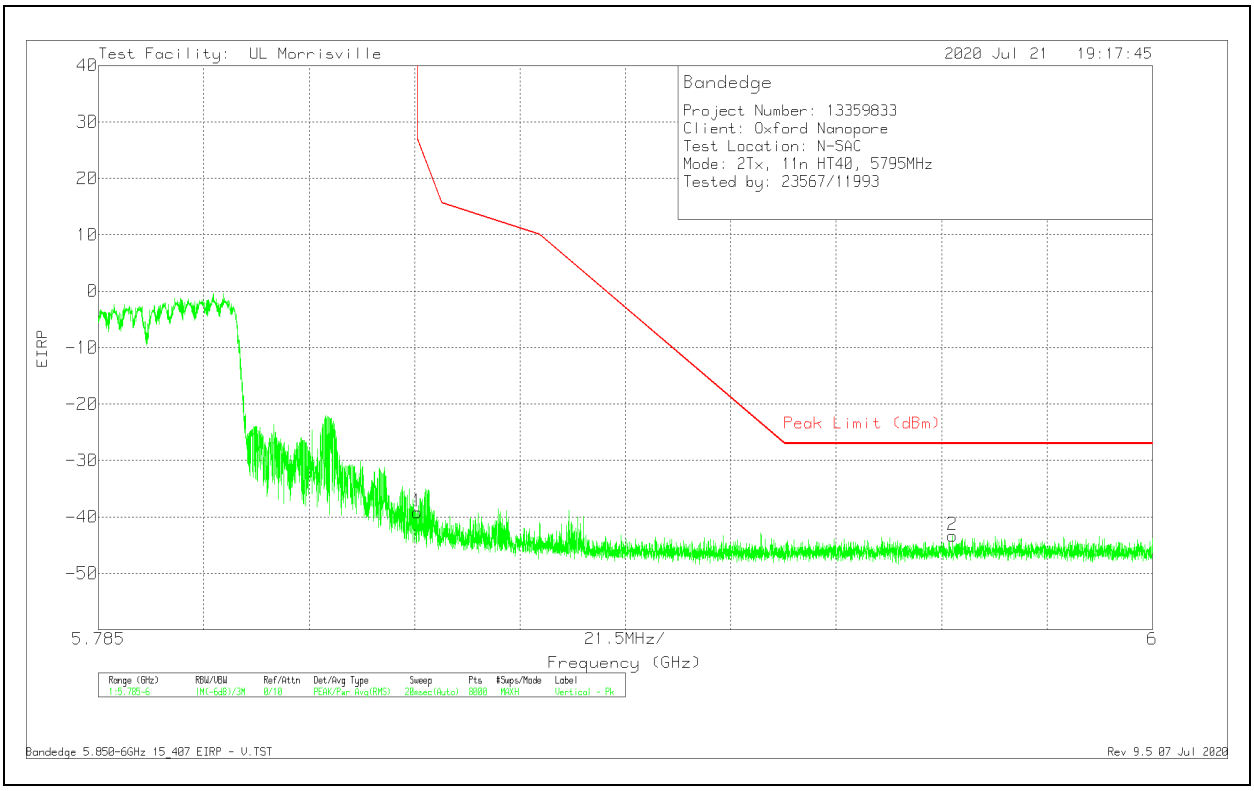

Marker	Frequency (GHz)	Meter Reading (dBm)	Det	AT0072 dB(/m)	Amp/Cbl/Fltr/Pad (dB)	Conversion Factor (dB)	Corrected Reading EIRP	Peak Limit (dBm)	PK Margin (dB)	Azimuth (Degs)	Height (cm)	Polarity
1	5.85002	-64.34	Pk	34.8	-21.4	11.8	-39.14	26.96	-66.1	343	337	V
2	5.9592	-69.27	Pk	35	-20.8	11.8	-43.27	-27	-16.27	343	337	V

Pk - Peak detector

UL LLC
12 Laboratory Dr., RTP, NC 27709; USA TEL:(919) 549-1400

This report shall not be reproduced except in full, without the written approval of UL LLC.

HARMONICS AND SPURIOUS EMISSIONS

LOW CHANNEL RESULTS

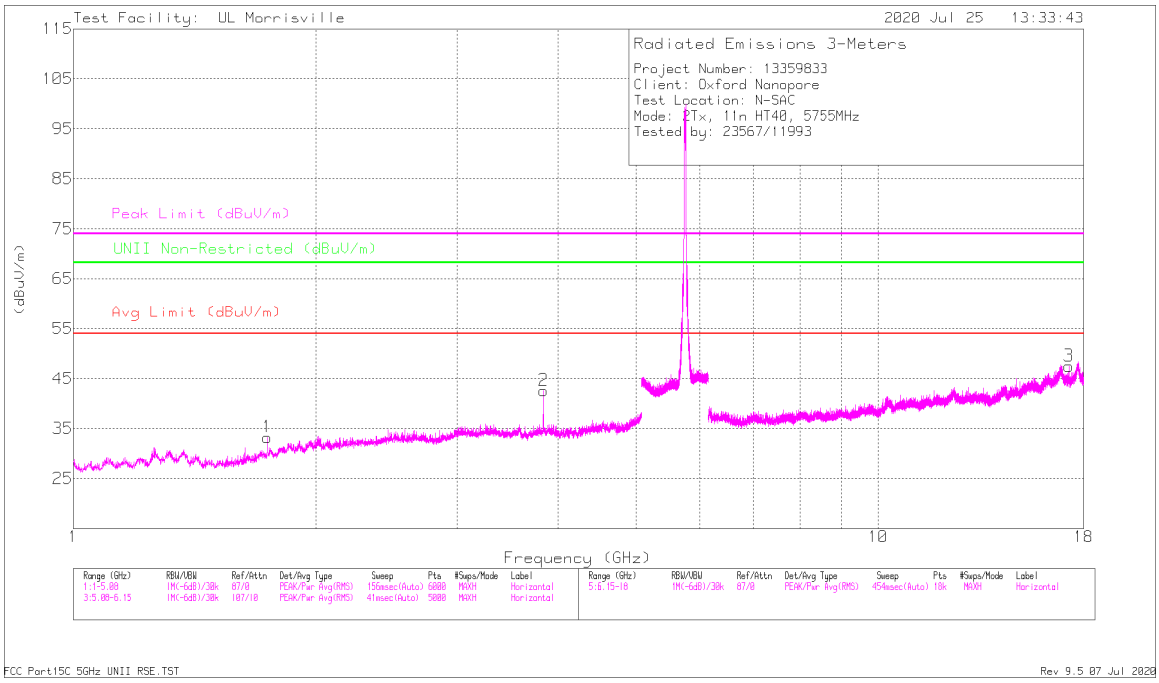

HORIZONTAL

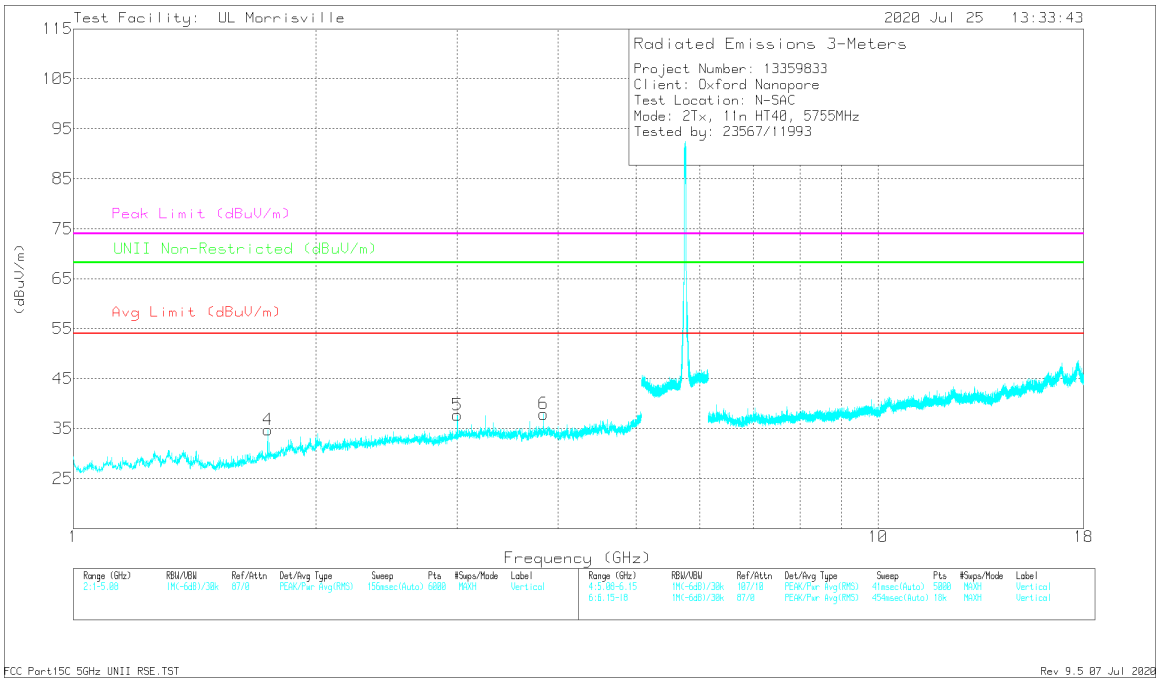

VERTICAL

UL LLC
12 Laboratory Dr., RTP, NC 27709; USA
TEL:(919) 549-1400

This report shall not be reproduced except in full, without the written approval of UL LLC.

Marker	Frequency (GHz)	Meter Reading (dBuV)	Det	AT0072 dB(/m)	Amp/Cbl/Fltr/Pad (dB)	DC Corr (dB)	Corrected Reading (dBuV/m)	Avg Limit (dBuV/m)	Margin (dB)	Peak Limit (dBuV/m)	PK Margin (dB)	UNII Non-Restricted (dBuV/m)	PK Margin (dB)	Azimuth (Degs)	Height (cm)	Polarity
1	** 1.74179	44.79	PK-U	29.5	-35	0	39.29	-	-	74	-34.71	68.2	-28.91	71	295	H
	** 1.74459	29.86	ADV	29.5	-35	1.32	25.68	54	-28.32	-	-	-	-	71	295	H
2	* ** 3.83661	45.75	PK-U	33.6	-32.1	0	47.25	-	-	74	-26.75	-	-	322	290	H
	* ** 3.83663	39.28	ADV	33.6	-32.1	1.32	42.1	54	-11.9	-	-	-	-	322	290	H
4	** 1.74445	43.11	PK-U	29.5	-35	0	37.61	-	-	74	-36.39	68.2	-30.59	161	180	V
	** 1.74571	29.88	ADV	29.5	-35	1.32	25.7	54	-28.3	-	-	-	-	161	180	V
6	* ** 3.83668	43.3	PK-U	33.6	-32.1	0	44.8	-	-	74	-29.2	-	-	21	285	V
	* ** 3.83662	34.09	ADV	33.6	-32.1	1.32	36.91	54	-17.09	-	-	-	-	21	285	V
5	3.00003	44.66	PK-U	33	-32.6	0	45.06	-	-	-	-	68.2	-23.14	270	271	V
3	17.25706	40.3	PK-U	41.3	-24.2	0	57.4	-	-	-	-	68.2	-10.8	3	121	H

* - indicates frequency in CFR47 Pt 15 / IC RSS-Restricted Band
** - indicates frequency in Taiwan NCC LP0002 Restricted Band
PK-U - Maximum Peak
ADV - Linear Voltage Average

UL LLC
12 Laboratory Dr., RTP, NC 27709; USA TEL:(919) 549-1400
This report shall not be reproduced except in full, without the written approval of UL LLC.

HIGH CHANNEL RESULTS

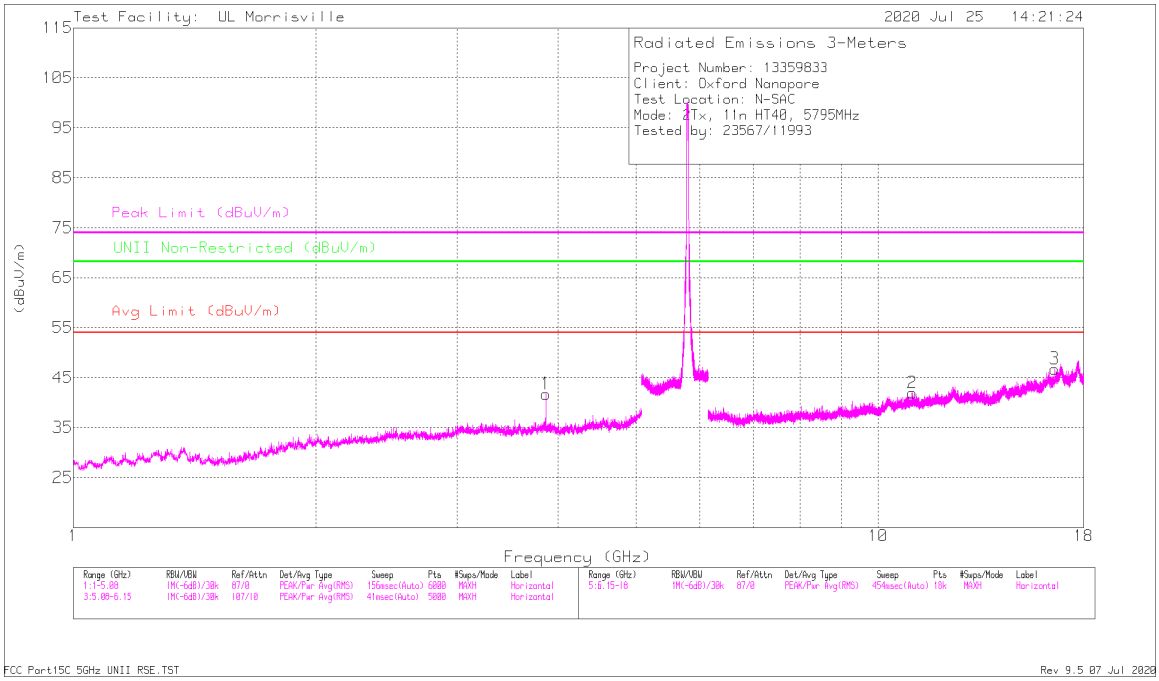

HORIZONTAL

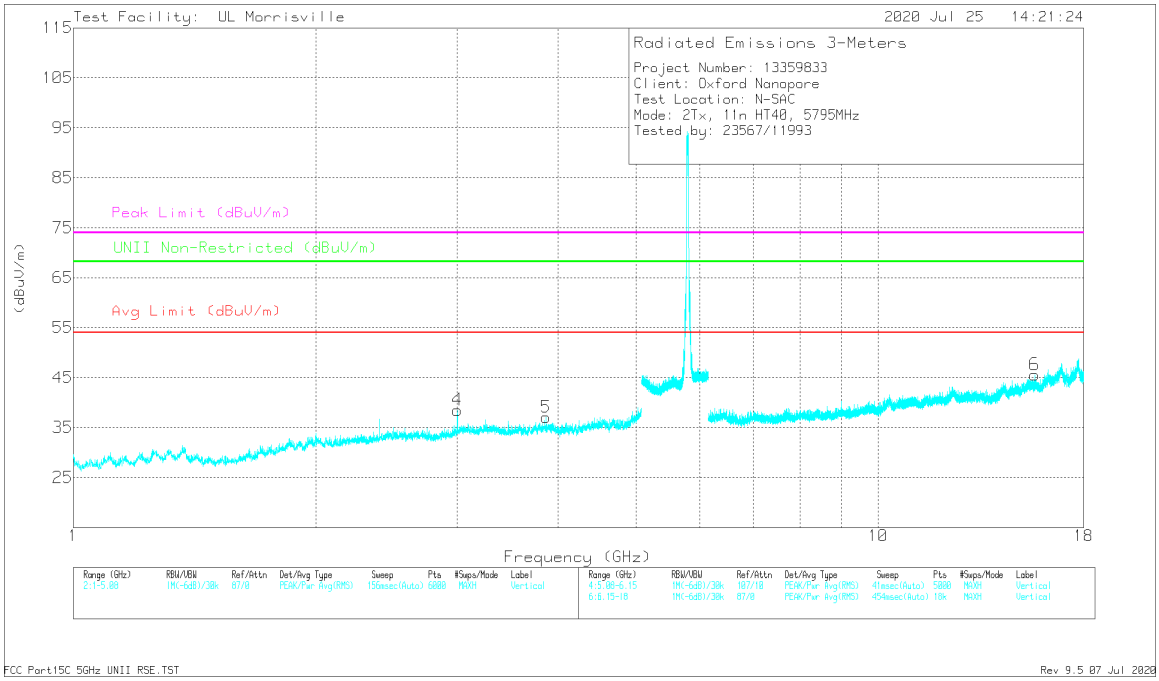

VERTICAL

UL LLC
12 Laboratory Dr., RTP, NC 27709; USA
TEL:(919) 549-1400

This report shall not be reproduced except in full, without the written approval of UL LLC.

Marker	Frequency (GHz)	Meter Reading (dBuV)	Det	AT0072 dB(/m)	Amp/Cbl/Fltr/Pad (dB)	DC Corr (dB)	Corrected Reading (dBuV/m)	Avg Limit (dBuV/m)	Margin (dB)	Peak Limit (dBuV/m)	PK Margin (dB)	UNII Non-Restricted (dBuV/m)	PK Margin (dB)	Azimuth (Degs)	Height (cm)	Polarity
1	* ** 3.86341	45.32	PK-U	33.6	-31.9	0	47.02	-	-	74	-26.98	-	-	317	399	H
	* ** 3.86329	38.46	ADV	33.6	-31.9	1.32	41.48	54	-12.52	-	-	-	-	317	399	H
5	* ** 3.86338	43.03	PK-U	33.6	-31.9	0	44.73	-	-	74	-29.27	-	-	5	332	V
	* ** 3.86328	31.47	ADV	33.6	-31.9	1.32	34.49	54	-19.51	-	-	-	-	5	332	V
2	* ** 11.03286	35	PK-U	37.9	-25.1	0	47.8	-	-	74	-26.2	-	-	103	335	H
	* ** 11.03115	21.97	ADV	37.9	-25.1	1.32	36.09	54	-17.91	-	-	-	-	103	335	H
6	* ** 15.64792	37.26	PK-U	40.2	-25.8	0	51.66	-	-	74	-22.34	-	-	77	155	V
	* ** 15.64833	23.81	ADV	40.2	-25.8	1.32	39.53	54	-14.47	-	-	-	-	77	155	V
4	2.99986	44.81	PK-U	33	-32.6	0	45.21	-	-	-	-	68.2	-22.99	273	271	V
3	16.56819	36.24	PK-U	41.4	-25.1	0	52.54	-	-	-	-	68.2	-15.66	218	134	H

* - indicates frequency in CFR47 Pt 15 / IC RSS-Restricted Band
** - indicates frequency in Taiwan NCC LP0002 Restricted Band
PK-U - Maximum Peak
ADV - Linear Voltage Average

UL LLC
12 Laboratory Dr., RTP, NC 27709; USA TEL:(919) 549-1400
This report shall not be reproduced except in full, without the written approval of UL LLC.

12.1.16. TX ABOVE 1 GHz 802.11ac VHT80 MODE IN THE 5.8 GHz BAND

2TX ANTENNA 1 + ANTENNA 2 MODE

BANDEDGE (CHANNEL 155 LOW EDGE)

HORIZONTAL RESULT

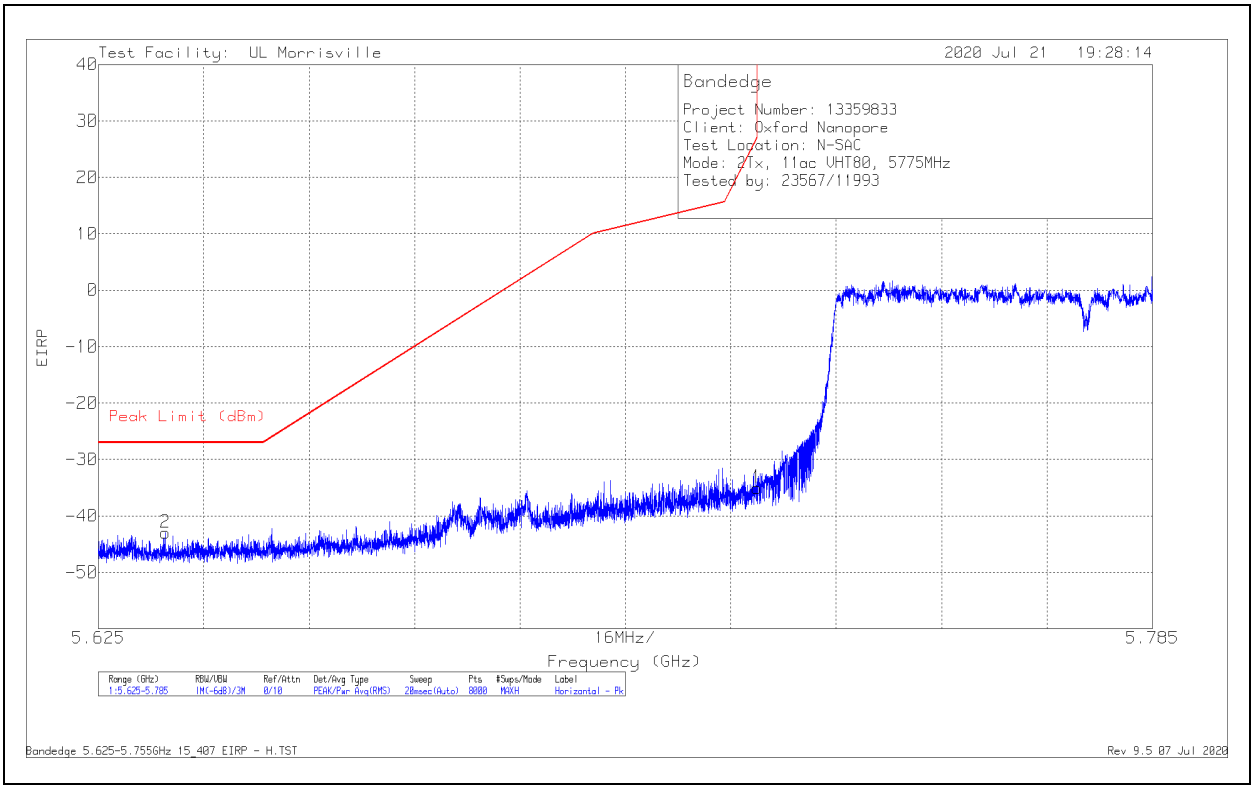

Marker	Frequency (GHz)	Meter Reading (dBm)	Det	AT0072 dB(/m)	Amp/Cbl/Fltr/Pad (dB)	Conversion Factor (dB)	Corrected Reading EIRP	Peak Limit (dBm)	PK Margin (dB)	Azimuth (Degs)	Height (cm)	Polarity
2	5.63512	-67.15	Pk	34.5	-22.1	11.8	-42.95	-27	-15.95	324	330	H
1	5.725	-59.63	Pk	34.6	-21.8	11.8	-35.03	26.99	-62.02	324	330	H

Pk - Peak detector

UL LLC
12 Laboratory Dr., RTP, NC 27709; USA TEL:(919) 549-1400
This report shall not be reproduced except in full, without the written approval of UL LLC.

VERTICAL RESULT

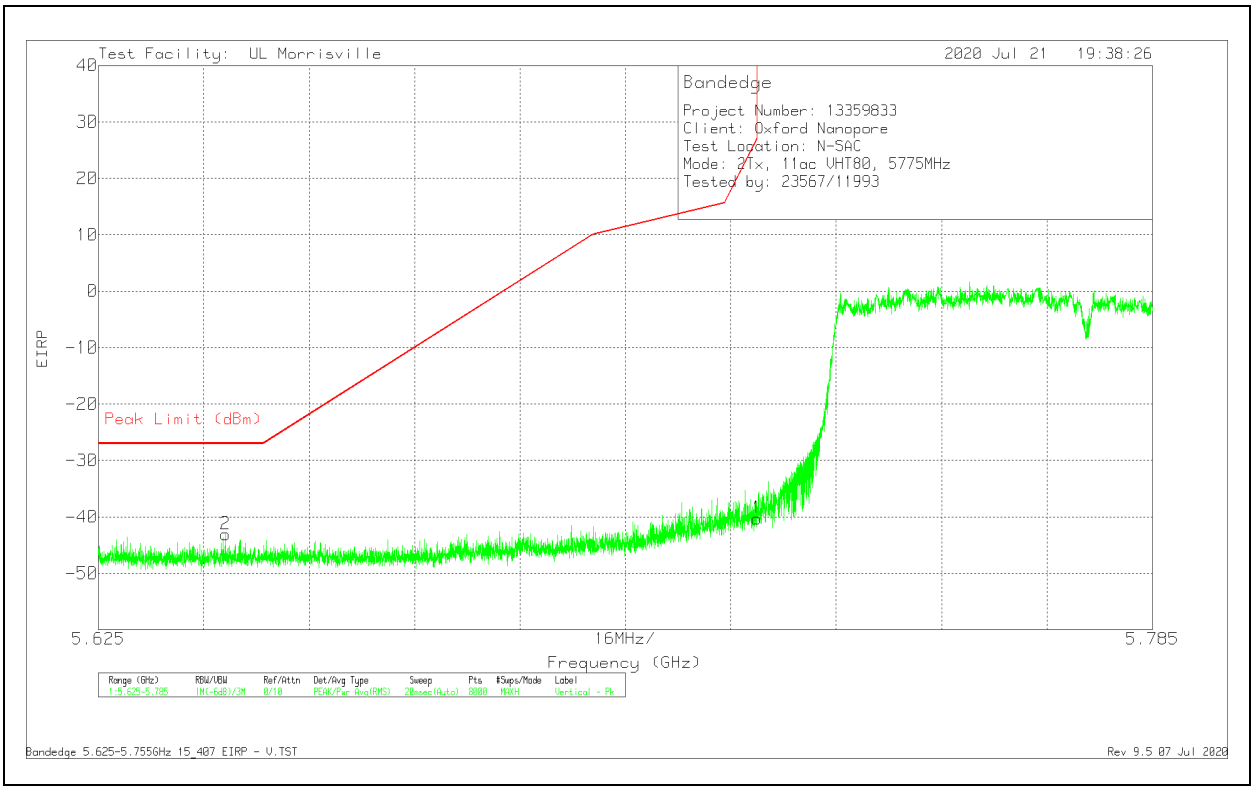

Marker	Frequency (GHz)	Meter Reading (dBm)	Det	AT0072 dB(/m)	Amp/Cbl/Fltr/Pad (dB)	Conversion Factor (dB)	Corrected Reading EIRP	Peak Limit (dBm)	PK Margin (dB)	Azimuth (Degs)	Height (cm)	Polarity
2	5.64426	-67.57	Pk	34.7	-22	11.8	-43.07	-27	-16.07	228	365	V
1	5.725	-64.89	Pk	34.6	-21.8	11.8	-40.29	26.99	-67.28	228	365	V

Pk - Peak detector

UL LLC
12 Laboratory Dr., RTP, NC 27709; USA TEL:(919) 549-1400

This report shall not be reproduced except in full, without the written approval of UL LLC.

BANDEDGE (CHANNEL 155 HIGH EDGE)

HORIZONTAL RESULT

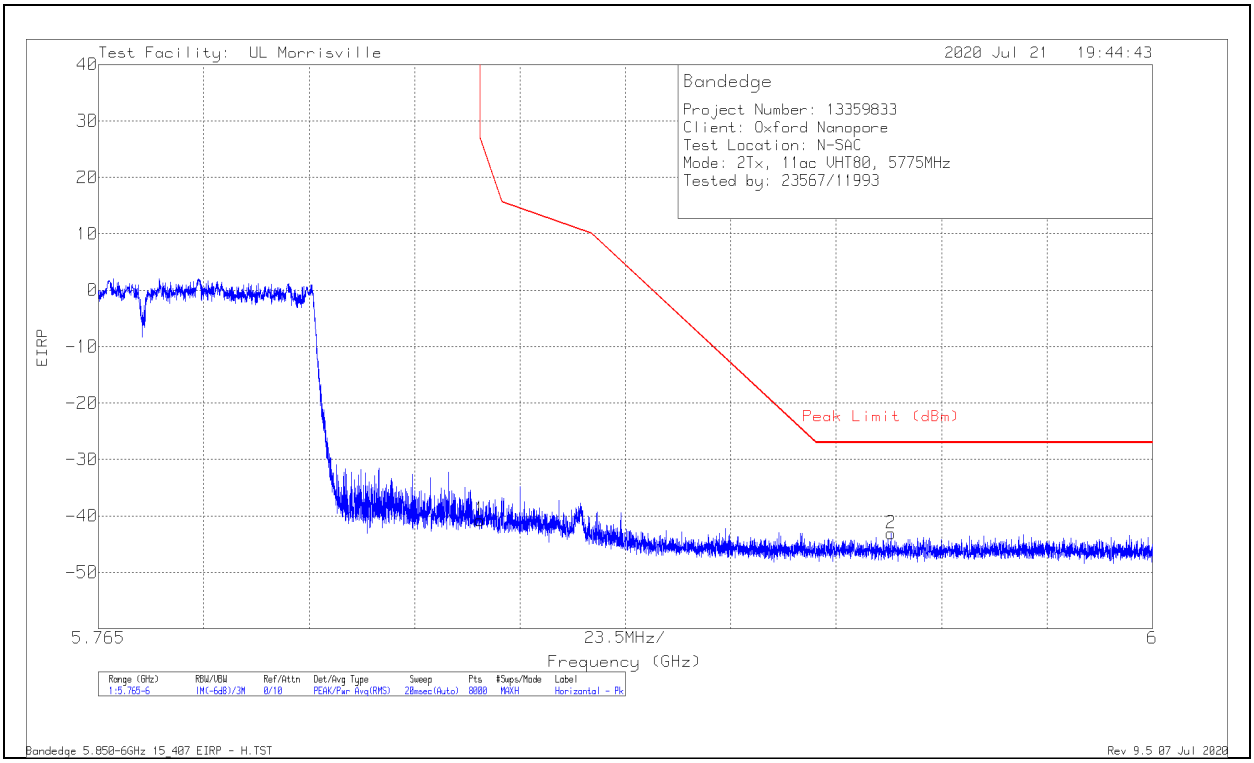

Marker	Frequency (GHz)	Meter Reading (dBm)	Det	AT0072 dB(/m)	Amp/Cbl/Fltr/Pad (dB)	Conversion Factor (dB)	Corrected Reading EIRP	Peak Limit (dBm)	PK Margin (dB)	Azimuth (Degs)	Height (cm)	Polarity
1	5.85002	-65.94	Pk	34.8	-21.4	11.8	-40.74	26.95	-67.69	300	124	H
2	5.94174	-68.87	Pk	35	-21	11.8	-43.07	-27	-16.07	300	124	H

Pk - Peak detector

UL LLC
12 Laboratory Dr., RTP, NC 27709; USA TEL:(919) 549-1400
This report shall not be reproduced except in full, without the written approval of UL LLC.

VERTICAL RESULT

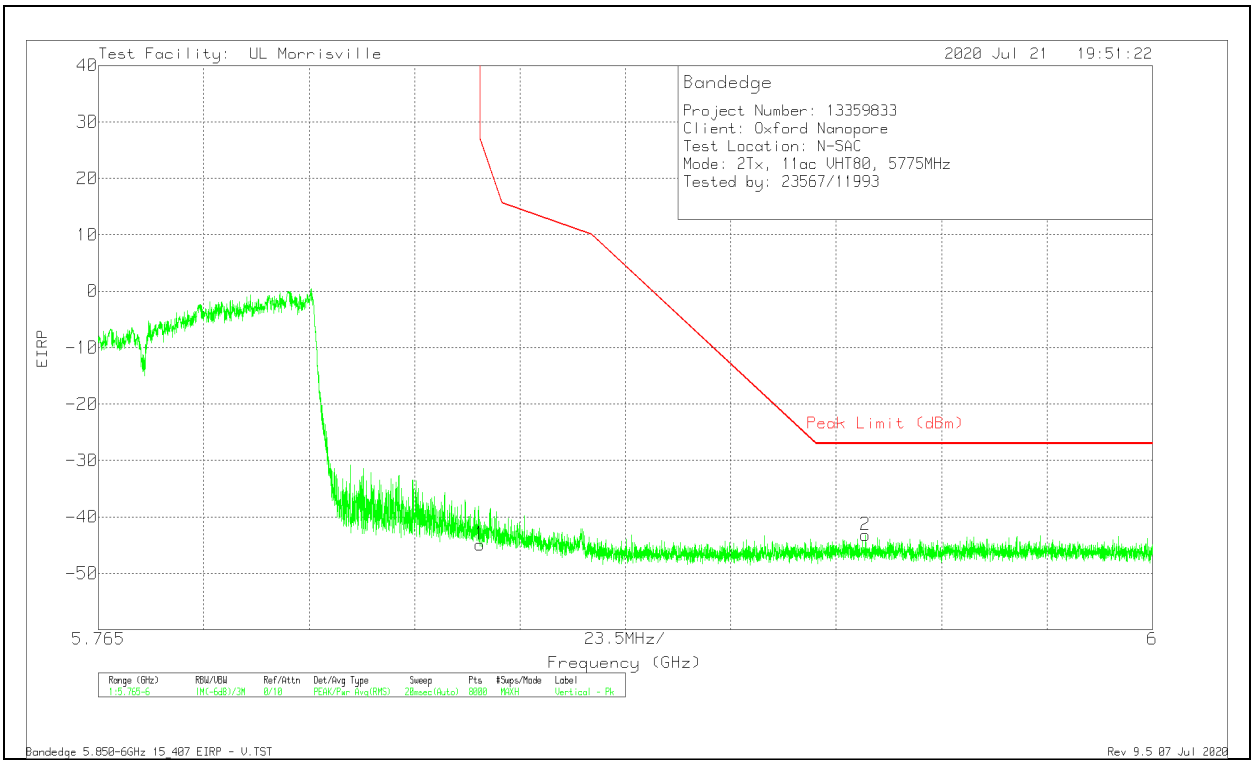

Marker	Frequency (GHz)	Meter Reading (dBm)	Det	AT0072 dB(/m)	Amp/Cbl/Fltr/Pad (dB)	Conversion Factor (dB)	Corrected Reading EIRP	Peak Limit (dBm)	PK Margin (dB)	Azimuth (Degs)	Height (cm)	Polarity
1	5.85002	-70.07	Pk	34.8	-21.4	11.8	-44.87	26.95	-71.82	230	321	V
2	5.93604	-69.11	Pk	35	-20.9	11.8	-43.21	-27	-16.21	230	321	V

Pk - Peak detector

UL LLC
12 Laboratory Dr., RTP, NC 27709; USA
TEL:(919) 549-1400

This report shall not be reproduced except in full, without the written approval of UL LLC.

HARMONICS AND SPURIOUS EMISSIONS

MID CHANNEL RESULTS

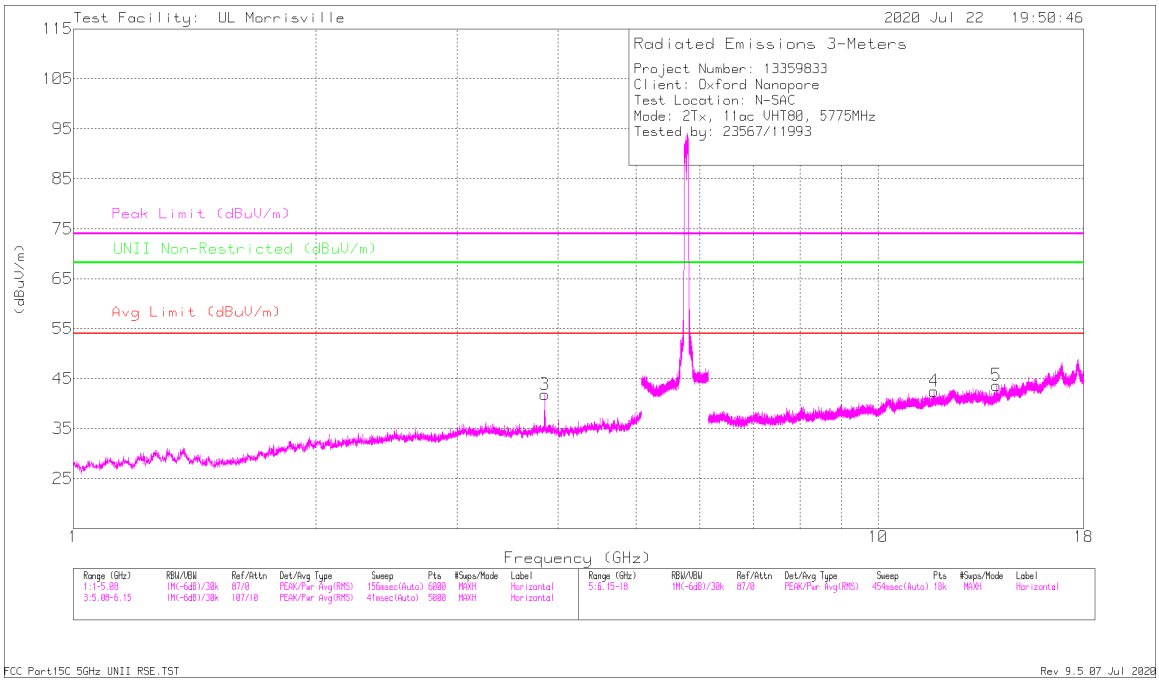

HORIZONTAL

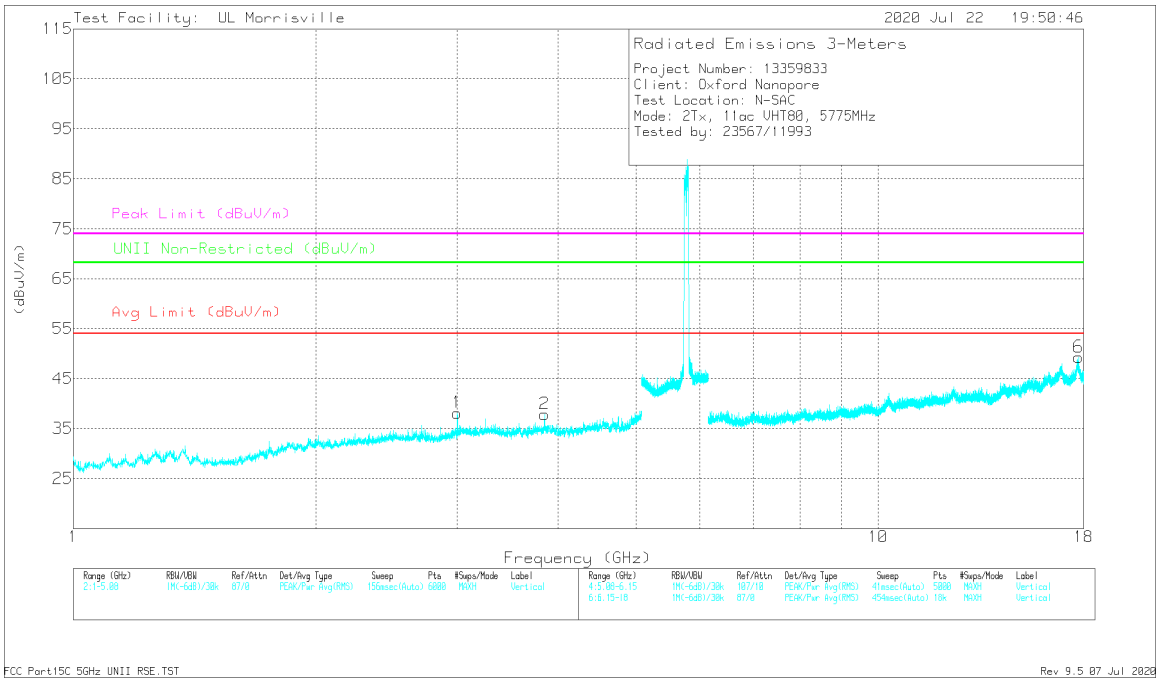

VERTICAL

UL LLC
12 Laboratory Dr., RTP, NC 27709; USA
TEL:(919) 549-1400

This report shall not be reproduced except in full, without the written approval of UL LLC.

Marker	Frequency (GHz)	Meter Reading (dBuV)	Det	AT0072 dB(/m)	Amp/Cbl/Fltr/Pad (dB)	DC Corr (dB)	Corrected Reading (dBuV/m)	Avg Limit (dBuV/m)	Margin (dB)	Peak Limit (dBuV/m)	PK Margin (dB)	UNII Non-Restricted (dBuV/m)	PK Margin (dB)	Azimuth (Degs)	Height (cm)	Polarity
3	* ** 3.85001	45.62	PK-U	33.5	-32	0	47.12	-	-	74	-26.88	-	-	321	297	H
	* ** 3.85	38.55	ADV	33.5	-32	3.71	43.76	54	-10.24	-	-	-	-	321	297	H
2	* ** 3.85007	43.72	PK-U	33.5	-32	0	45.22	-	-	74	-28.78	-	-	17	262	V
	* ** 3.84994	33.87	ADV	33.5	-32	3.71	39.08	54	-14.92	-	-	-	-	17	262	V
4	* ** 11.73387	34.75	PK-U	38.4	-25.1	0	48.05	-	-	74	-25.95	-	-	164	185	H
	* ** 11.73471	22.08	ADV	38.4	-25.1	3.71	39.09	54	-14.91	-	-	-	-	164	185	H
6	* ** 17.74097	33.85	PK-U	41.7	-19.8	0	55.75	-	-	74	-18.25	-	-	226	258	V
	* ** 17.74095	20.98	ADV	41.7	-19.8	3.71	46.59	54	-7.41	-	-	-	-	226	258	V
1	2.99997	44.75	PK-U	33	-32.6	0	45.15	-	-	-	-	68.2	-23.05	274	273	V
5	14.03222	37.22	PK-U	38.5	-27.2	0	48.52	-	-	-	-	68.2	-19.68	344	356	H

* - indicates frequency in CFR47 Pt 15 / IC RSS-Restricted Band
** - indicates frequency in Taiwan NCC LP0002 Restricted Band
PK-U -Maximum Peak
ADV - Linear Voltage Average

UL LLC
12 Laboratory Dr., RTP, NC 27709; USA TEL:(919) 549-1400
This report shall not be reproduced except in full, without the written approval of UL LLC.

12.2. WORST CASE CONFIGURATION RADIATED

SPURIOUS EMISSIONS BELOW 30 MHz (WORST-CASE CONFIGURATION)

Note for below 30 MHz scans: All measurements were made at a test distance of 3 m. The measured data was extrapolated from the test distance (3m) to the specification distance (300 m from 9-490 kHz and 30 m from 490 kHz – 30 MHz) to clearly show the relative levels of fundamental and spurious emissions and demonstrate compliance with the requirement that the level of any spurious emissions be below the level of the intentionally transmitted signal. The extrapolation factor for the limits were 40*Log (test distance / specification distance).

The below 30 MHz limits in CFR 47, Part 15, Subpart C, paragraph 15.209 (a), are identical to those in RSS-GEN Section 8.9, Table 6, since the measurements are performed in terms of magnetic field strength and converted to electric field strength levels (as reported in the table) using the free space impedance of 377Ω. For example, the measurement frequency 502.65 kHz resulted in a level of 8.51 dBuV/m, which is equivalent to 8.51 - 51.5 = -42.99 dBuA/m, which has the same margin, -25.07dB, to the corresponding RSS-GEN Table 6 limit as it has to be 15.209(a) limit.

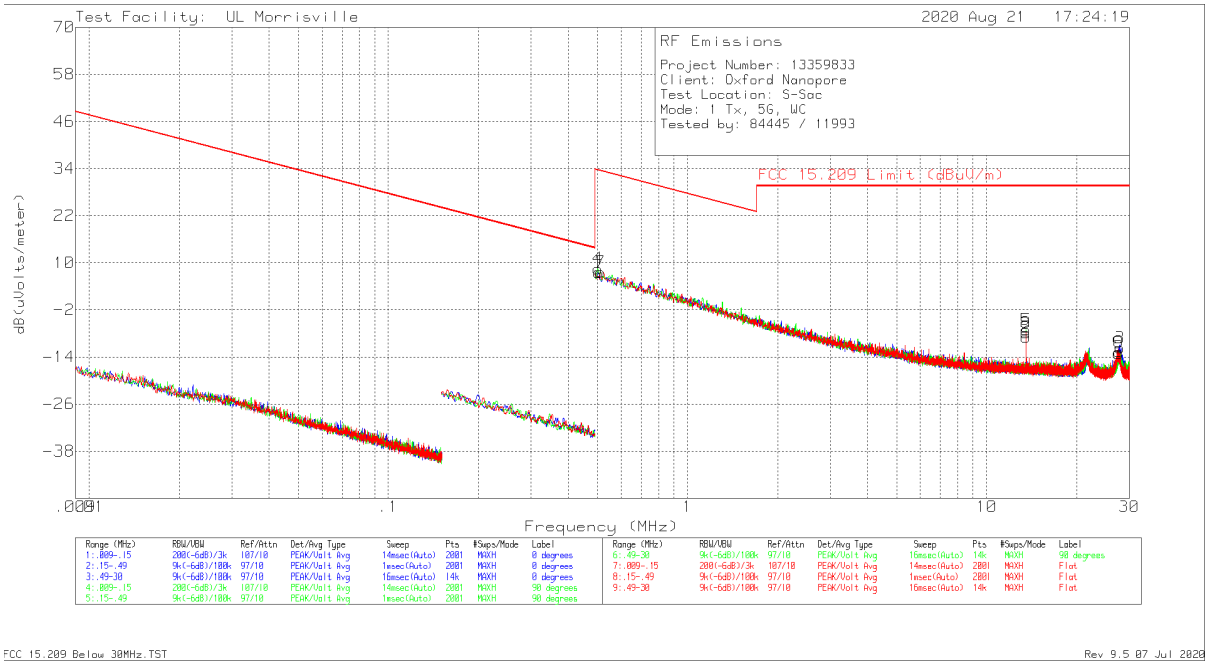

ANTENNA- THREE ORIENTATIONS

Marker	Frequency (MHz)	Meter Reading (dBuV)	Det	AT0059 (dB/m)	Cbl (dB)	Dist. Corr. Factor (dB)	Corrected Reading dB(uVolts/meter)	FCC 15.209 QP/AV Limit (dBuV/m)	FCC 15.209 PK Limit (dBuV/m)	Worst-Case Margin (dB)	Azimuth (Degs)	Antenna Face
4	.50265	38.01	Pk	10.4	.1	-40	8.51	33.58	-	-25.07	0-360	Off
1	.50476	37.07	Pk	10.4	.1	-40	7.57	33.54	-	-25.97	0-360	On
7	.51108	37.11	Pk	10.4	.1	-40	7.61	33.43	-	-25.82	0-360	Flat
2	13.5596	19.55	Pk	10.8	.7	-40	-8.95	29.54	-	-38.49	0-360	On
5	13.5596	21.48	Pk	10.8	.7	-40	-7.02	29.54	-	-36.56	0-360	Off
8	13.5596	20.61	Pk	10.8	.7	-40	-7.89	29.54	-	-37.43	0-360	Flat
9	27.57569	17.47	Pk	8.5	1	-40	-13.03	29.54	-	-42.57	0-360	Flat
6	27.65158	17.84	Pk	8.5	1	-40	-12.66	29.54	-	-42.2	0-360	Off
3	27.92878	18.79	Pk	8.4	1.1	-40	-11.71	29.54	-	-41.25	0-360	On

Pk - Peak detector

This report shall not be reproduced except in full, without the written approval of UL LLC.

SPURIOUS EMISSIONS 30-1000 MHz (WORST-CASE CONFIGURATION)

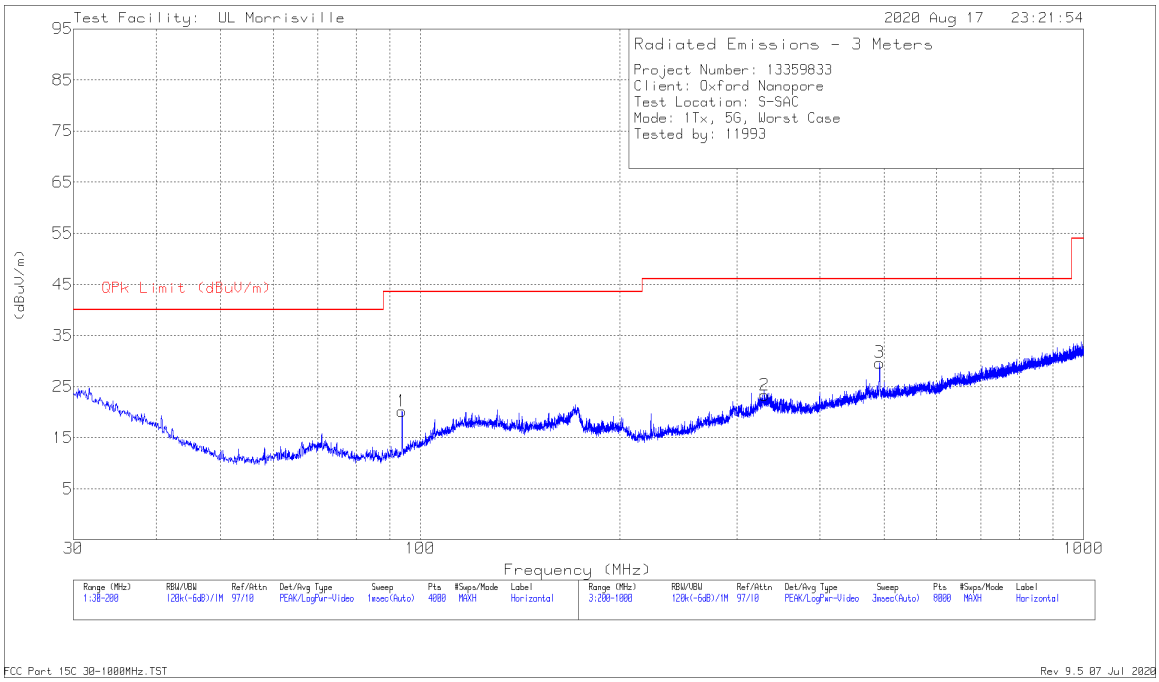

HORIZONTAL

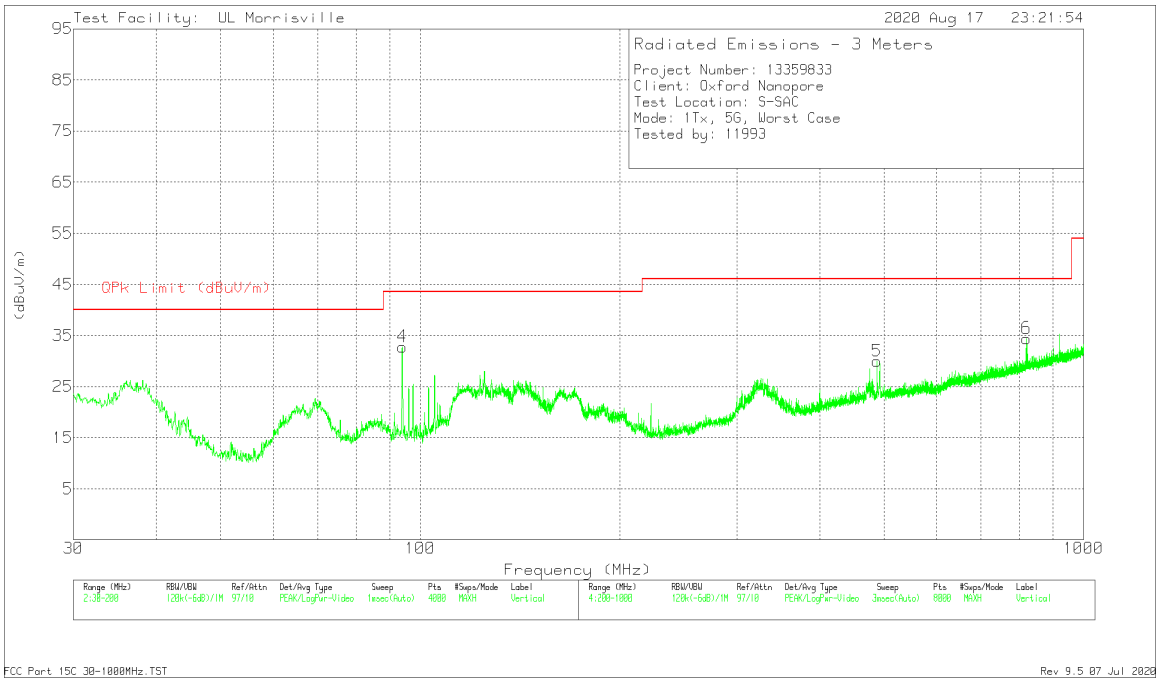

VERTICAL

UL LLC
12 Laboratory Dr., RTP, NC 27709; USA TEL:(919) 549-1400
This report shall not be reproduced except in full, without the written approval of UL LLC.