## 11.3. LIMITS AND MEASUREMENT RESULT

15.209 Limit in the below table has to be followed

| Frequencies (MHz) | Field Strength (micorvolts/meter) | Measurement Distance (meters) |
|---|---|---|
| 0.009~0.490 | 2400/F(KHz) | 300 |
| 0.490~1.705 | 24000/F(KHz) | 30 |
| 1.705~30.0 | 30 | 30 |
| 30~88 | 100 | 3 |
| 88~216 | 150 | 3 |
| 216~960 | 200 | 3 |
| Above 960 | 500 | 3 |

Note: All modes were tested For restricted band radiated emission,
the test records reported below are the worst result compared to other modes.

## 11.4. TEST RESULT

**RADIATED EMISSION BELOW 30MHZ**

The result of the lowest internal use/generated frequency to 30MHz is 20dB less than the limit.

Any report having not been signed by authorized approver, or having been altered without authorization, or having not been stamped by the "Dedicated Testing/Inspection Stamp" is deemed to be invalid. Copying or excerpting portion of, or altering the content of the report is not permitted without the written authorization of AGC. The test results presented in the report apply only to the tested sample. Any objections to report issued by AGC should be submitted to AGC within 15days after the issuance of the test report. Further enquiry of validity or verification of the test report should be addressed to AGC by agc@agc-cert.com.

## RADIATED EMISSION BELOW 1GHZ

| | | | |
|---|---|---|---|
| **EUT** | ANC Truly Wireless Stereo Earbuds | **Model Name** | N10 Pro |
| **Temperature** | 25° C | **Relative Humidity** | 55.4% |
| **Pressure** | 960hPa | **Test Voltage** | Normal Voltage |
| **Test Mode** | Mode 1 | **Antenna** | Horizontal |

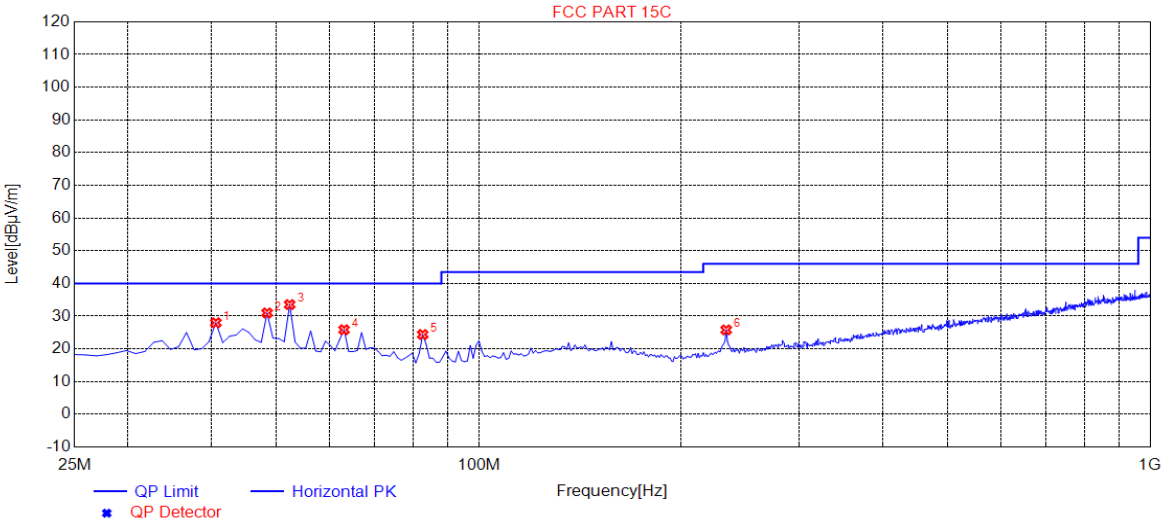


| NO. | Freq. [MHz] | Level [dBµV/m] | Factor [dB] | Limit [dBµV/m] | Margin [dB] | Height [cm] | Angle [°] | Polarity |
|---|---|---|---|---|---|---|---|---|
| 1 | 40.6000 | 28.00 | 14.92 | 40.00 | 12.00 | 100 | 321 | Horizontal |
| 2 | 48.4000 | 30.99 | 14.71 | 40.00 | 9.01 | 100 | 266 | Horizontal |
| 3 | 52.3000 | 33.56 | 14.50 | 40.00 | 6.44 | 200 | 166 | Horizontal |
| 4 | 63.0250 | 25.86 | 13.41 | 40.00 | 14.14 | 100 | 132 | Horizontal |
| 5 | 82.5250 | 24.40 | 10.18 | 40.00 | 15.60 | 200 | 3 | Horizontal |
| 6 | 233.6500 | 25.81 | 14.32 | 46.00 | 20.19 | 100 | 20 | Horizontal |

**RESULT: PASS**

Any report having not been signed by authorized approver, or having been altered without authorization, or having not been stamped by the "Dedicated Testing/Inspection Stamp" is deemed to be invalid. Copying or excerpting portion of, or altering the content of the report is not permitted without the written authorization of AGC. The test results presented in the report apply only to the tested sample. Any objections to report issued by AGC should be submitted to AGC within 15days after the issuance of the test report. Further enquiry of validity or verification of the test report should be addressed to AGC by agc@agc-cert.com.

| EUT | ANC Truly Wireless Stereo Earbuds | Model Name | N10 Pro |
|---|---|---|---|
| Temperature | 25° C | Relative Humidity | 55.4% |
| Pressure | 960hPa | Test Voltage | Normal Voltage |
| Test Mode | Mode 1 | Antenna | Vertical |

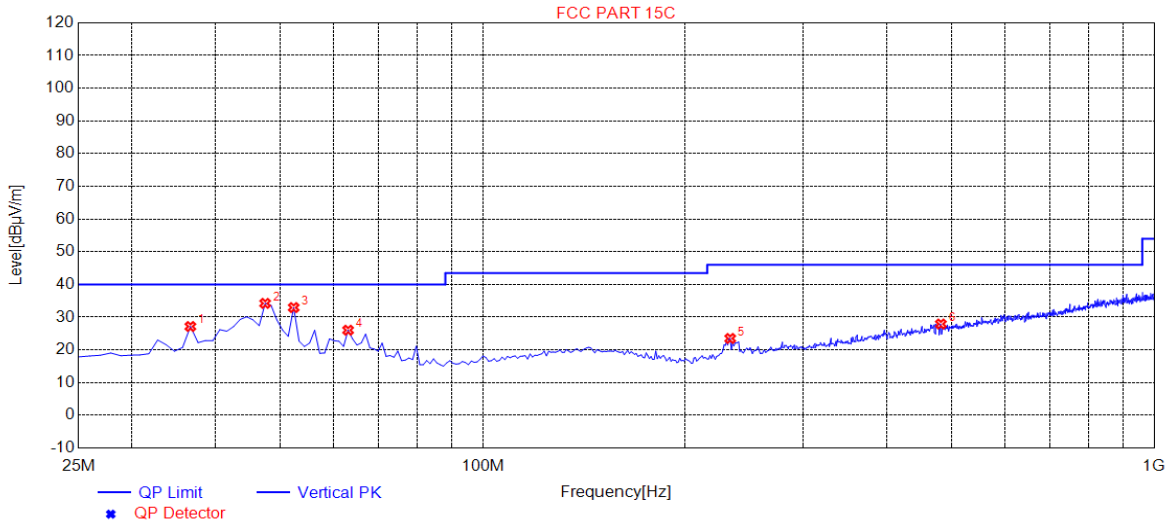


| NO. | Freq. [MHz] | Level [dBµV/m] | Factor [dB] | Limit [dBµV/m] | Margin [dB] | Height [cm] | Angle [°] | Polarity |
|---|---|---|---|---|---|---|---|---|
| 1 | 36.7000 | 27.16 | 14.14 | 40.00 | 12.84 | 100 | 170 | Vertical |
| 2 | 47.4250 | 34.23 | 14.74 | 40.00 | 5.77 | 100 | 81 | Vertical |
| 3 | 52.3000 | 32.95 | 14.50 | 40.00 | 7.05 | 100 | 303 | Vertical |
| 4 | 63.0250 | 26.03 | 13.41 | 40.00 | 13.97 | 100 | 272 | Vertical |
| 5 | 233.6500 | 23.50 | 14.32 | 46.00 | 22.50 | 100 | 311 | Vertical |
| 6 | 481.3000 | 27.92 | 21.75 | 46.00 | 18.08 | 100 | 2 | Vertical |

**RESULT: PASS**

**Note:**

1. Factor=Antenna Factor + Cable loss, Margin=Measurement-Limit.
2. All test modes had been tested. The mode 1 is the worst case and recorded in the report.

Any report having not been signed by authorized approver, or having been altered without authorization, or having not been stamped by the "Dedicated Testing/Inspection Stamp" is deemed to be invalid. Copying or excerpting portion of, or altering the content of the report is not permitted without the written authorization of AGC. The test results presented in the report apply only to the tested sample. Any objections to report issued by AGC should be submitted to AGC within 15days after the issuance of the test report. Further enquiry of validity or verification of the test report should be addressed to AGC by agc@agc-cert.com.

## RADIATED EMISSION ABOVE 1GHZ

| | | | |
|---|---|---|---|
| **EUT** | ANC Truly Wireless Stereo Earbuds | **Model Name** | N10 Pro |
| **Temperature** | 25° C | **Relative Humidity** | 55.4% |
| **Pressure** | 960hPa | **Test Voltage** | Normal Voltage |
| **Test Mode** | Mode 1 | **Antenna** | Horizontal |

| Frequency (MHz) | Meter Reading (dBμV) | Factor (dB) | Emission Level (dBμV/m) | Limits (dBμV/m) | Margin (dB) | Value Type |
|---|---|---|---|---|---|---|
| 4804.000 | 44.63 | 0.08 | 44.71 | 74 | -29.29 | peak |
| 4804.000 | 35.74 | 0.08 | 35.82 | 54 | -18.18 | AVG |
| 7206.000 | 38.48 | 2.21 | 40.69 | 74 | -33.31 | peak |
| 7206.000 | 31.54 | 2.21 | 33.75 | 54 | -20.25 | AVG |
| | | | | | | |
| | | | | | | |
| Remark: | | | | | | |
| Factor = Antenna Factor + Cable Loss – Pre-amplifier. | | | | | | |

| | | | |
|---|---|---|---|
| **EUT** | ANC Truly Wireless Stereo Earbuds | **Model Name** | N10 Pro |
| **Temperature** | 25° C | **Relative Humidity** | 55.4% |
| **Pressure** | 960hPa | **Test Voltage** | Normal Voltage |
| **Test Mode** | Mode 1 | **Antenna** | Vertical |

| Frequency (MHz) | Meter Reading (dBμV) | Factor (dB) | Emission Level (dBμV/m) | Limits (dBμV/m) | Margin (dB) | Value Type |
|---|---|---|---|---|---|---|
| 4804.000 | 44.41 | 0.08 | 44.49 | 74 | -29.51 | peak |
| 4804.000 | 34.23 | 0.08 | 34.31 | 54 | -19.69 | AVG |
| 7206.000 | 38.72 | 2.21 | 40.93 | 74 | -33.07 | peak |
| 7206.000 | 30.45 | 2.21 | 32.66 | 54 | -21.34 | AVG |
| | | | | | | |
| | | | | | | |
| Remark: | | | | | | |
| Factor = Antenna Factor + Cable Loss – Pre-amplifier. | | | | | | |

Any report having not been signed by authorized approver, or having been altered without authorization, or having not been stamped by the "Dedicated Testing/Inspection Stamp" is deemed to be invalid. Copying or excerpting portion of, or altering the content of the report is not permitted without the written authorization of AGC. The test results presented in the report apply only to the tested sample. Any objections to report issued by AGC should be submitted to AGC within 15days after the issuance of the test report. Further enquiry of validity or verification of the test report should be addressed to AGC by agc@agc-cert.com.

| | | | |
|---|---|---|---|
| **EUT** | ANC Truly Wireless Stereo Earbuds | **Model Name** | N10 Pro |
| **Temperature** | 25° C | **Relative Humidity** | 55.4% |
| **Pressure** | 960hPa | **Test Voltage** | Normal Voltage |
| **Test Mode** | Mode 2 | **Antenna** | Horizontal |

| Frequency (MHz) | Meter Reading (dBμV) | Factor (dB) | Emission Level (dBμV/m) | Limits (dBμV/m) | Margin (dB) | Value Type |
|---|---|---|---|---|---|---|
| 4880.000 | 44.65 | 0.14 | 44.79 | 74 | -29.21 | peak |
| 4880.000 | 35.18 | 0.14 | 35.32 | 54 | -18.68 | AVG |
| 7320.000 | 39.73 | 2.36 | 42.09 | 74 | -31.91 | peak |
| 7320.000 | 31.96 | 2.36 | 34.32 | 54 | -19.68 | AVG |
| | | | | | | |
| | | | | | | |
| Remark: | | | | | | |
| Factor = Antenna Factor + Cable Loss – Pre-amplifier. | | | | | | |

| | | | |
|---|---|---|---|
| **EUT** | ANC Truly Wireless Stereo Earbuds | **Model Name** | N10 Pro |
| **Temperature** | 25° C | **Relative Humidity** | 55.4% |
| **Pressure** | 960hPa | **Test Voltage** | Normal Voltage |
| **Test Mode** | Mode 2 | **Antenna** | Vertical |

| Frequency (MHz) | Meter Reading (dBμV) | Factor (dB) | Emission Level (dBμV/m) | Limits (dBμV/m) | Margin (dB) | Value Type |
|---|---|---|---|---|---|---|
| 4880.000 | 46.74 | 0.14 | 46.88 | 74 | -27.12 | peak |
| 4880.000 | 38.67 | 0.14 | 38.81 | 54 | -15.19 | AVG |
| 7320.000 | 40.93 | 2.36 | 43.29 | 74 | -30.71 | peak |
| 7320.000 | 32.55 | 2.36 | 34.91 | 54 | -19.09 | AVG |
| | | | | | | |
| | | | | | | |
| Remark: | | | | | | |
| Factor = Antenna Factor + Cable Loss – Pre-amplifier. | | | | | | |

Any report having not been signed by authorized approver, or having been altered without authorization, or having not been stamped by the "Dedicated Testing/Inspection Stamp" is deemed to be invalid. Copying or excerpting portion of, or altering the content of the report is not permitted without the written authorization of AGC. The test results presented in the report apply only to the tested sample. Any objections to report issued by AGC should be submitted to AGC within 15days after the issuance of the test report. Further enquiry of validity or verification of the test report should be addressed to AGC by agc@agc-cert.com.

| | | | |
|---|---|---|---|
| **EUT** | ANC Truly Wireless Stereo Earbuds | **Model Name** | N10 Pro |
| **Temperature** | 25° C | **Relative Humidity** | 55.4% |
| **Pressure** | 960hPa | **Test Voltage** | Normal Voltage |
| **Test Mode** | Mode 3 | **Antenna** | Horizontal |

| Frequency (MHz) | Meter Reading (dBμV) | Factor (dB) | Emission Level (dBμV/m) | Limits (dBμV/m) | Margin (dB) | Value Type |
|---|---|---|---|---|---|---|
| 4960.000 | 44.97 | 0.22 | 45.19 | 74 | -28.81 | peak |
| 4960.000 | 36.71 | 0.22 | 36.93 | 54 | -17.07 | AVG |
| 7440.000 | 38.42 | 2.64 | 41.06 | 74 | -32.94 | peak |
| 7440.000 | 29.84 | 2.64 | 32.48 | 54 | -21.52 | AVG |
| | | | | | | |
| | | | | | | |
| Remark: | | | | | | |
| Factor = Antenna Factor + Cable Loss – Pre-amplifier. | | | | | | |

| | | | |
|---|---|---|---|
| **EUT** | ANC Truly Wireless Stereo Earbuds | **Model Name** | N10 Pro |
| **Temperature** | 25° C | **Relative Humidity** | 55.4% |
| **Pressure** | 960hPa | **Test Voltage** | Normal Voltage |
| **Test Mode** | Mode 3 | **Antenna** | Vertical |

| Frequency (MHz) | Meter Reading (dBμV) | Factor (dB) | Emission Level (dBμV/m) | Limits (dBμV/m) | Margin (dB) | Value Type |
|---|---|---|---|---|---|---|
| 4960.000 | 42.69 | 0.22 | 42.91 | 74 | -31.09 | peak |
| 4960.000 | 35.61 | 0.22 | 35.83 | 54 | -18.17 | AVG |
| 7440.000 | 39.12 | 2.64 | 41.76 | 74 | -32.24 | peak |
| 7440.000 | 28.45 | 2.64 | 31.09 | 54 | -22.91 | AVG |
| | | | | | | |
| | | | | | | |
| Remark: | | | | | | |
| Factor = Antenna Factor + Cable Loss – Pre-amplifier. | | | | | | |

**RESULT: PASS**

**Note:** Other emissions from 1G~25GHz are 20dB below the limits. No recording in the test report.

Factor = Antenna Factor + Cable loss - Amplifier gain, Over=Measure-Limit.
The "Factor" value can be calculated automatically by software of measurement system.

Any report having not been signed by authorized approver, or having been altered without authorization, or having not been stamped by the "Dedicated Testing/Inspection Stamp" is deemed to be invalid. Copying or excerpting portion of, or altering the content of the report is not permitted without the written authorization of AGC. The test results presented in the report apply only to the tested sample. Any objections to report issued by AGC should be submitted to AGC within 15days after the issuance of the test report. Further enquiry of validity or verification of the test report should be addressed to AGC by agc@agc-cert.com.

Attestation of Global Compliance(Shenzhen)Co., Ltd
Attestation of Global Compliance(Shenzhen)Std & Tech Co., Ltd
Tel: +86-755 2523 4088 E-mail: agc@agc-cert.com Web: http://cn.agc-cert.com/

## TEST RESULT FOR RESTRICTED BANDS REQUIREMENTS

| | | | |
|---|---|---|---|
| **EUT** | ANC Truly Wireless Stereo Earbuds | **Model Name** | N10 Pro |
| **Temperature** | 25° C | **Relative Humidity** | 55.4% |
| **Pressure** | 960hPa | **Test Voltage** | Normal Voltage |
| **Test Mode** | Mode 1 | **Antenna** | Horizontal |

PK

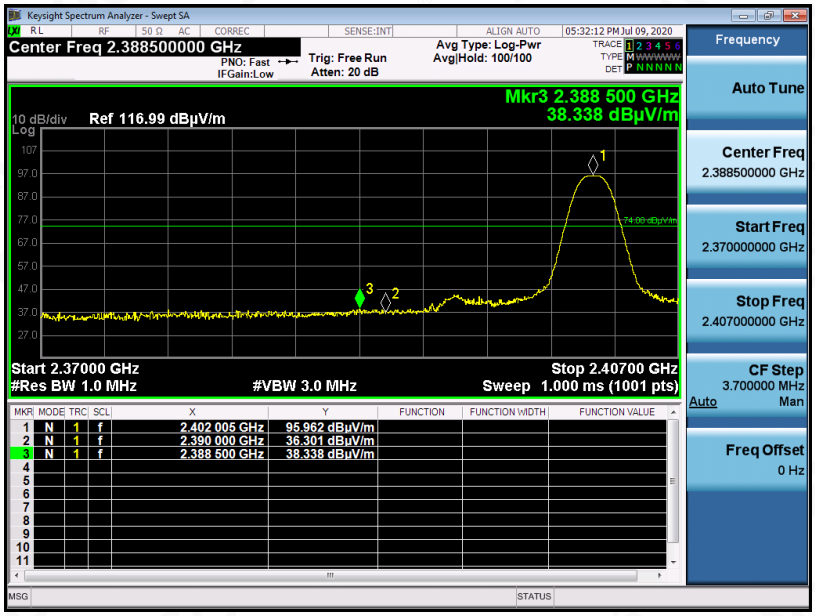


AV

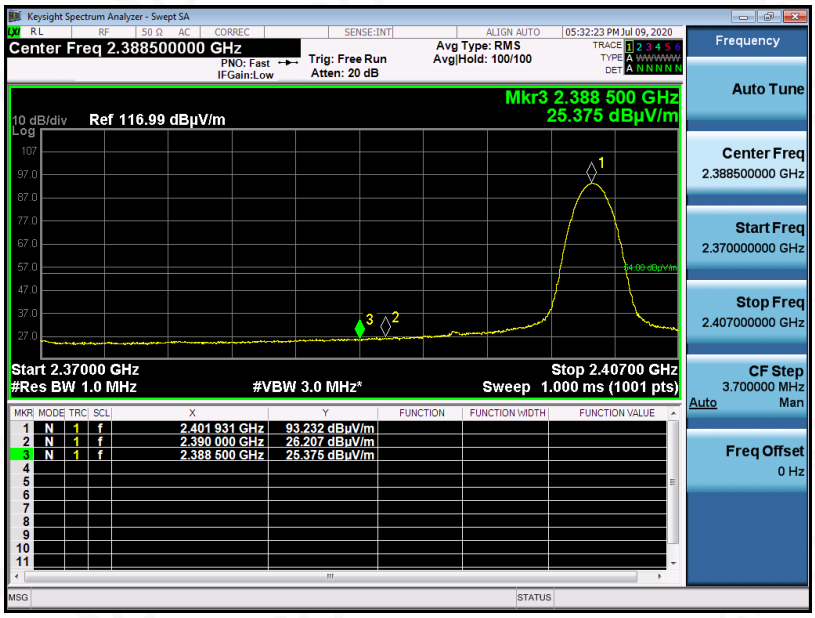


**RESULT: PASS**

Any report having not been signed by authorized approver, or having been altered without authorization, or having not been stamped by the "Dedicated Testing/Inspection Stamp" is deemed to be invalid. Copying or excerpting portion of, or altering the content of the report is not permitted without the written authorization of AGC. The test results presented in the report apply only to the tested sample. Any objections to report issued by AGC should be submitted to AGC within 15days after the issuance of the test report. Further enquiry of validity or verification of the test report should be addressed to AGC by agc@agc-cert.com.

| | | | |
|---|---|---|---|
| **EUT** | ANC Truly Wireless Stereo Earbuds | **Model Name** | N10 Pro |
| **Temperature** | 25° C | **Relative Humidity** | 55.4% |
| **Pressure** | 960hPa | **Test Voltage** | Normal Voltage |
| **Test Mode** | Mode 1 | **Antenna** | Vertical |

PK

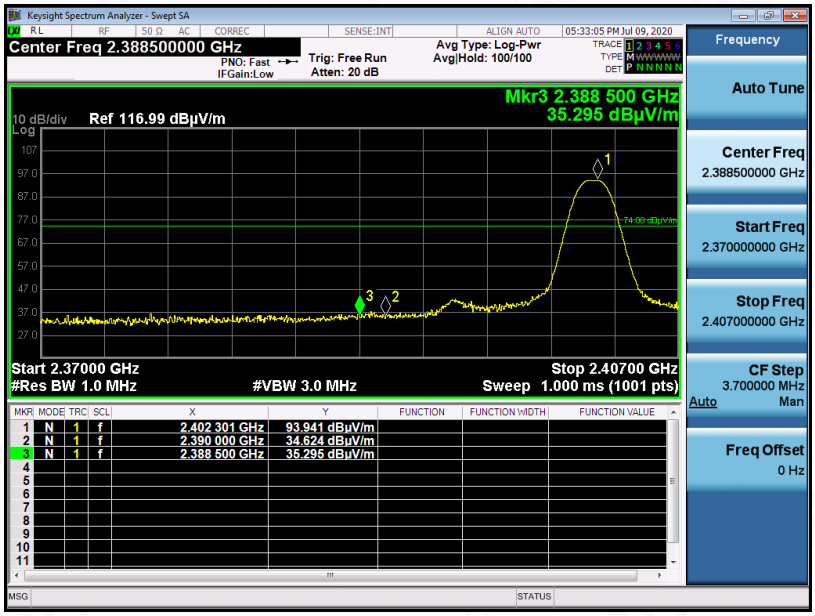


AV

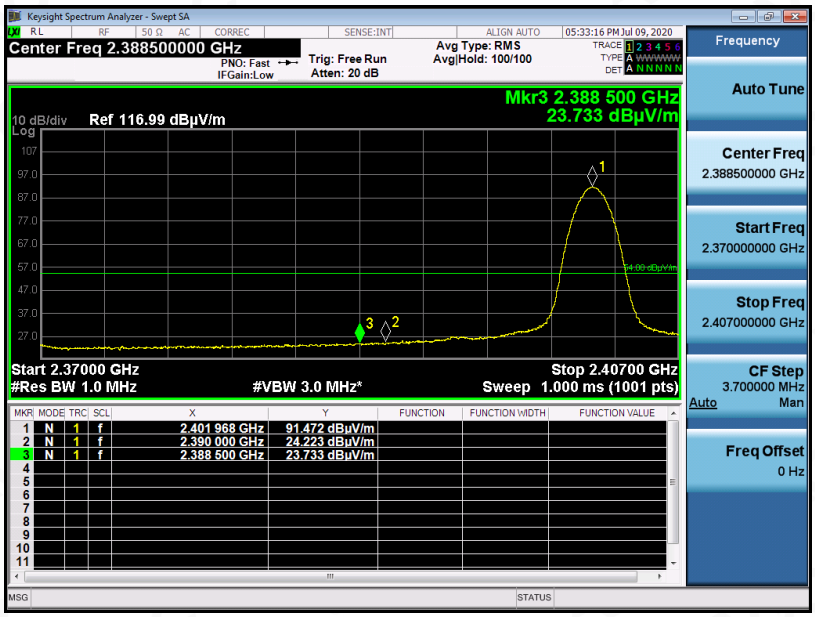


**RESULT: PASS**

Any report having not been signed by authorized approver, or having been altered without authorization, or having not been stamped by the "Dedicated Testing/Inspection Stamp" is deemed to be invalid. Copying or excerpting portion of, or altering the content of the report is not permitted without the written authorization of AGC. The test results presented in the report apply only to the tested sample. Any objections to report issued by AGC should be submitted to AGC within 15days after the issuance of the test report. Further enquiry of validity or verification of the test report should be addressed to AGC by agc@agc-cert.com.

| | | | |
|---|---|---|---|
| **EUT** | ANC Truly Wireless Stereo Earbuds | **Model Name** | N10 Pro |
| **Temperature** | 25° C | **Relative Humidity** | 55.4% |
| **Pressure** | 960hPa | **Test Voltage** | Normal Voltage |
| **Test Mode** | Mode 3 | **Antenna** | Horizontal |

PK

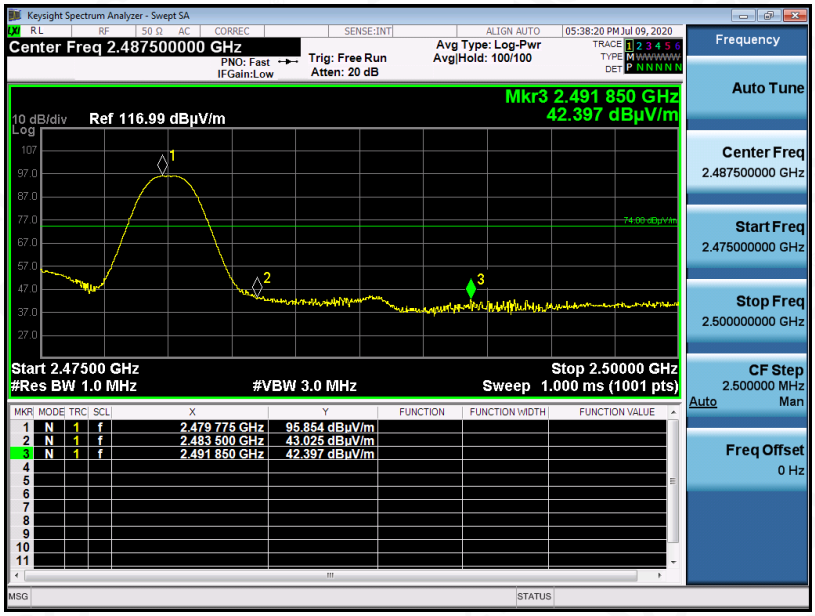


AV

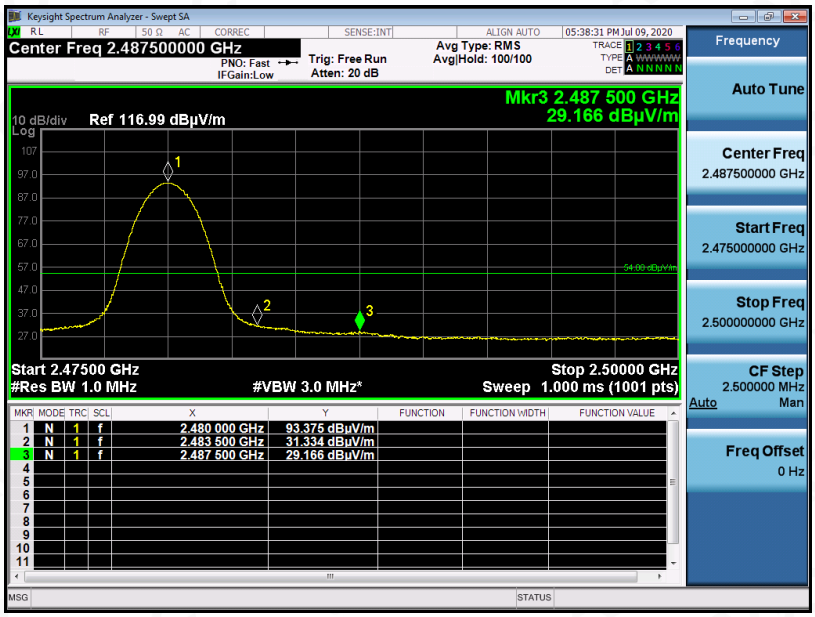


**RESULT: PASS**

Any report having not been signed by authorized approver, or having been altered without authorization, or having not been stamped by the "Dedicated Testing/Inspection Stamp" is deemed to be invalid. Copying or excerpting portion of, or altering the content of the report is not permitted without the written authorization of AGC. The test results presented in the report apply only to the tested sample. Any objections to report issued by AGC should be submitted to AGC within 15days after the issuance of the test report. Further enquiry of validity or verification of the test report should be addressed to AGC by agc@agc-cert.com.

| | | | |
|---|---|---|---|
| **EUT** | ANC Truly Wireless Stereo Earbuds | **Model Name** | N10 Pro |
| **Temperature** | 25° C | **Relative Humidity** | 55.4% |
| **Pressure** | 960hPa | **Test Voltage** | Normal Voltage |
| **Test Mode** | Mode 3 | **Antenna** | Vertical |

PK

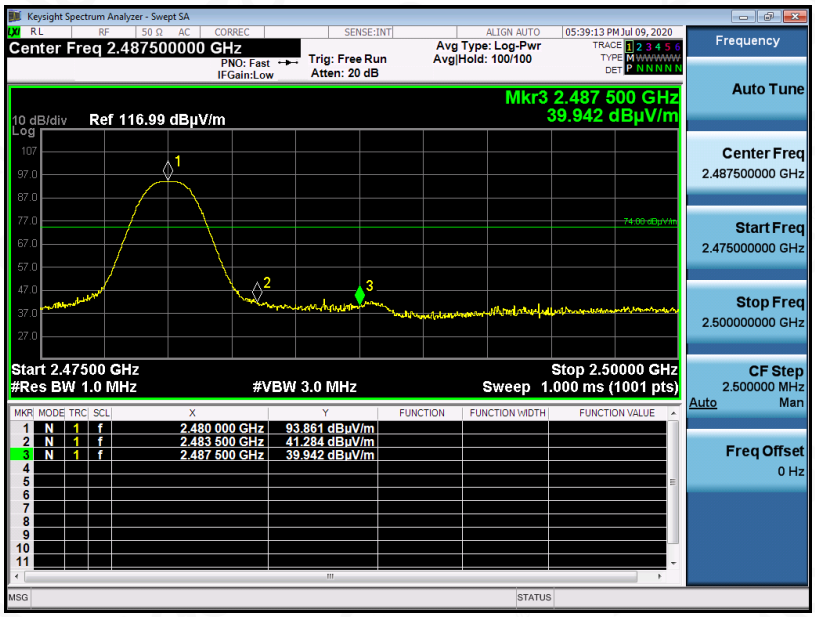


AV

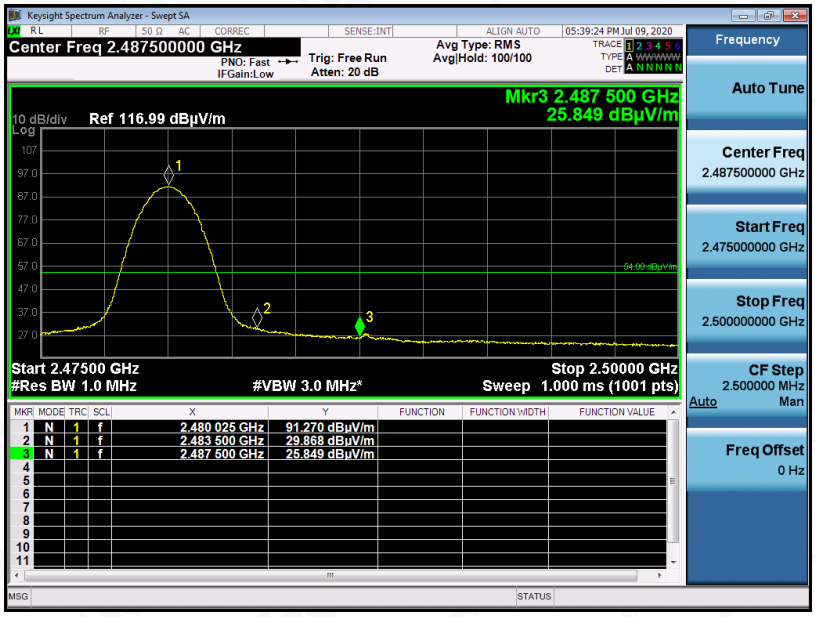


**RESULT: PASS**

**Note**: The factor had been edited in the "Input Correction" of the Spectrum Analyzer.

Any report having not been signed by authorized approver, or having been altered without authorization, or having not been stamped by the "Dedicated Testing/Inspection Stamp" is deemed to be invalid. Copying or excerpting portion of, or altering the content of the report is not permitted without the written authorization of AGC. The test results presented in the report apply only to the tested sample. Any objections to report issued by AGC should be submitted to AGC within 15days after the issuance of the test report. Further enquiry of validity or verification of the test report should be addressed to AGC by agc@agc-cert.com.

Attestation of Global Compliance(Shenzhen)Co., Ltd
Attestation of Global Compliance(Shenzhen)Std & Tech Co., Ltd
Tel: +86-755 2523 4088 E-mail: agc@agc-cert.com Web: http://cn.agc-cert.com/

# 14. FCC LINE CONDUCTED EMISSION TEST

## 14.1. LIMITS OF LINE CONDUCTED EMISSION TEST

| Frequency | Maximum RF Line Voltage | |
|---|---|---|
| | Q.P.( dBuV) | Average( dBuV) |
| 150kHz~500kHz | 66-56 | 56-46 |
| 500kHz~5MHz | 56 | 46 |
| 5MHz~30MHz | 60 | 50 |

Note:

1. The lower limit shall apply at the transition frequency.
2. The limit decreases linearly with the logarithm of the frequency in the range 0.15 MHz to 0.50 MHz.

## 14.2. BLOCK DIAGRAM OF LINE CONDUCTED EMISSION TEST

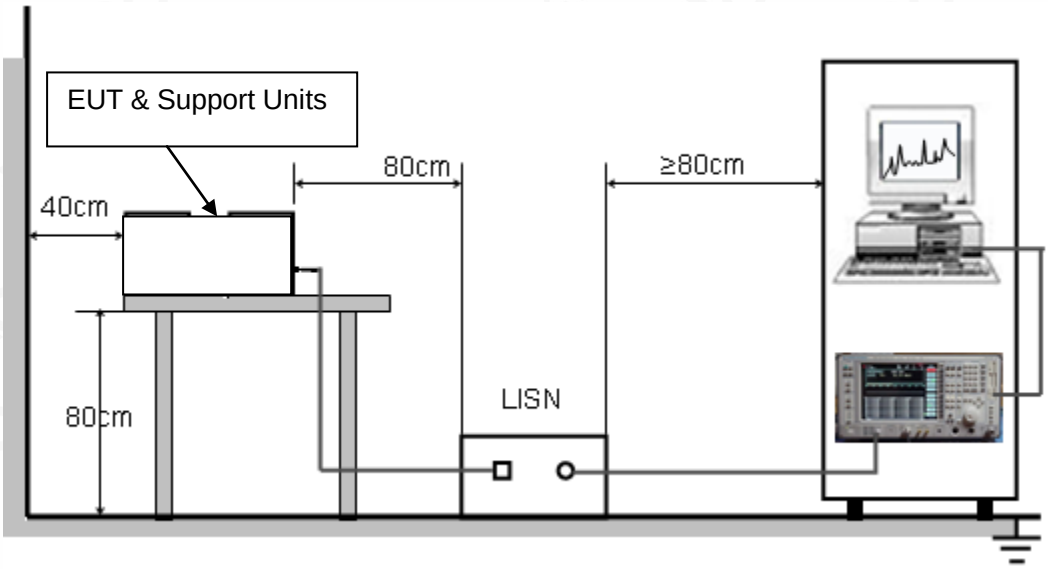


Any report having not been signed by authorized approver, or having been altered without authorization, or having not been stamped by the "Dedicated Testing/Inspection Stamp" is deemed to be invalid. Copying or excerpting portion of, or altering the content of the report is not permitted without the written authorization of AGC. The test results presented in the report apply only to the tested sample. Any objections to report issued by AGC should be submitted to AGC within 15days after the issuance of the test report. Further enquiry of validity or verification of the test report should be addressed to AGC by agc@agc-cert.com.

### 14.3. PRELIMINARY PROCEDURE OF LINE CONDUCTED EMISSION TEST

1. The equipment was set up as per the test configuration to simulate typical actual usage per the user's manual. When the EUT is a tabletop system, a wooden table with a height of 0.8 meters is used and is placed on the ground plane as per ANSI C63.10 (see Test Facility for the dimensions of the ground plane used). When the EUT is a floor-standing equipment, it is placed on the ground plane which has a 3-12 mm non-conductive covering to insulate the EUT from the ground plane.
2. Support equipment, if needed, was placed as per ANSI C63.10.
3. All I/O cables were positioned to simulate typical actual usage as per ANSI C63.10.
4. All support equipments received AC120V/60Hz power from a LISN, if any.
5. The EUT received DC 3.3V power from control board which received AC120V/60Hz power from a LISN.
6. The test program was started. Emissions were measured on each current carrying line of the EUT using a spectrum Analyzer / Receiver connected to the LISN powering the EUT. The LISN has two monitoring points: Line 1 (Hot Side) and Line 2 (Neutral Side). Two scans were taken: one with Line 1 connected to Analyzer / Receiver and Line 2 connected to a 50 ohm load; the second scan had Line 1 connected to a 50 ohm load and Line 2 connected to the Analyzer / Receiver.
7. Analyzer / Receiver scanned from 150 kHz to 30MHz for emissions in each of the test modes.
8. During the above scans, the emissions were maximized by cable manipulation.
9. The test mode(s) were scanned during the preliminary test.

Then, the EUT configuration and cable configuration of the above highest emission level were recorded for reference of final testing.

### 14.4. FINAL PROCEDURE OF LINE CONDUCTED EMISSION TEST

1. EUT and support equipment was set up on the test bench as per step 2 of the preliminary test.
2. A scan was taken on both power lines, Line 1 and Line 2, recording at least the six highest emissions. Emission frequency and amplitude were recorded into a computer in which correction factors were used to calculate the emission level and compare reading to the applicable limit. If EUT emission level was less –2dB to the A.V. limit in Peak mode, then the emission signal was re-checked using Q.P and Average detector.
3. The test data of the worst case condition(s) was reported on the Summary Data page.

Any report having not been signed by authorized approver, or having been altered without authorization, or having not been stamped by the "Dedicated Testing/Inspection Stamp" is deemed to be invalid. Copying or excerpting portion of, or altering the content of the report is not permitted without the written authorization of AGC. The test results presented in the report apply only to the tested sample. Any objections to report issued by AGC should be submitted to AGC within 15days after the issuance of the test report. Further enquiry of validity or verification of the test report should be addressed to AGC by agc@agc-cert.com.

## 14.5. TEST RESULT OF LINE CONDUCTED EMISSION TEST

Line Conducted Emission Test Line 1-L

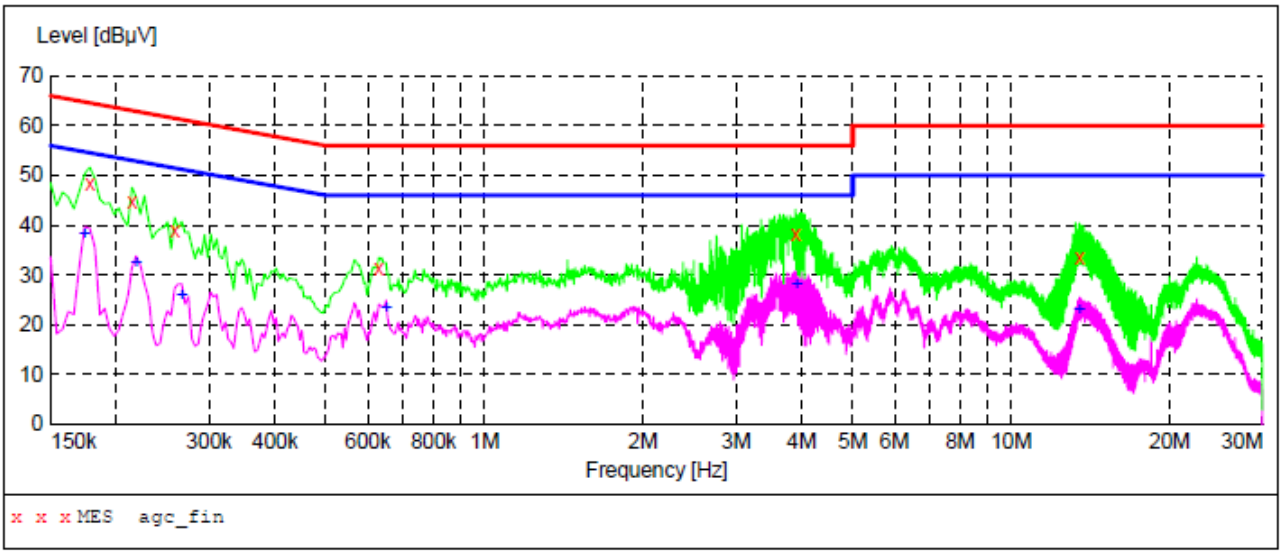


***MEASUREMENT RESULT: "agc_fin"***

| Frequency MHz | Level dBµV | Transd dB | Limit dBµV | Margin dB | Detector | Line | PE |
|---|---|---|---|---|---|---|---|
| 0.178000 | 48.20 | 11.3 | 65 | 16.4 | QP | L1 | FLO |
| 0.214000 | 44.80 | 11.3 | 63 | 18.2 | QP | L1 | FLO |
| 0.258000 | 38.80 | 11.3 | 62 | 22.7 | QP | L1 | FLO |
| 0.630000 | 31.20 | 11.3 | 56 | 24.8 | QP | L1 | FLO |
| 3.894000 | 38.30 | 11.4 | 56 | 17.7 | QP | L1 | FLO |
| 13.470000 | 33.60 | 11.8 | 60 | 26.4 | QP | L1 | FLO |

***MEASUREMENT RESULT: "agc_fin2"***

| Frequency MHz | Level dBµV | Transd dB | Limit dBµV | Margin dB | Detector | Line | PE |
|---|---|---|---|---|---|---|---|
| 0.174000 | 38.20 | 11.3 | 55 | 16.6 | AV | L1 | FLO |
| 0.218000 | 32.50 | 11.3 | 53 | 20.4 | AV | L1 | FLO |
| 0.266000 | 26.00 | 11.3 | 51 | 25.2 | AV | L1 | FLO |
| 0.650000 | 23.30 | 11.3 | 46 | 22.7 | AV | L1 | FLO |
| 3.910000 | 28.20 | 11.4 | 46 | 17.8 | AV | L1 | FLO |
| 13.470000 | 23.00 | 11.8 | 50 | 27.0 | AV | L1 | FLO |

Any report having not been signed by authorized approver, or having been altered without authorization, or having not been stamped by the "Dedicated Testing/Inspection Stamp" is deemed to be invalid. Copying or excerpting portion of, or altering the content of the report is not permitted without the written authorization of AGC. The test results presented in the report apply only to the tested sample. Any objections to report issued by AGC should be submitted to AGC within 15days after the issuance of the test report. Further enquiry of validity or verification of the test report should be addressed to AGC by agc@agc-cert.com.

Line Conducted Emission Test Line 2-N

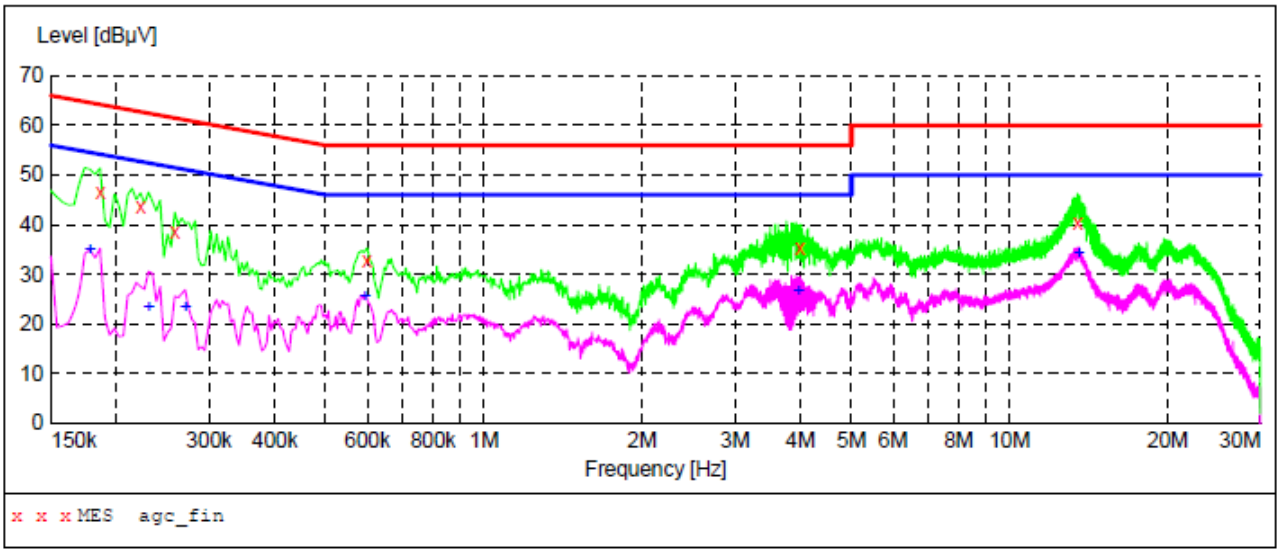


***MEASUREMENT RESULT: "agc_fin"***

| Frequency MHz | Level dBµV | Transd dB | Limit dBµV | Margin dB | Detector | Line | PE |
|---|---|---|---|---|---|---|---|
| 0.186000 | 46.60 | 11.3 | 64 | 17.6 | QP | N | FLO |
| 0.222000 | 43.80 | 11.3 | 63 | 18.9 | QP | N | FLO |
| 0.258000 | 38.70 | 11.3 | 62 | 22.8 | QP | N | FLO |
| 0.598000 | 32.80 | 11.3 | 56 | 23.2 | QP | N | FLO |
| 3.986000 | 35.20 | 11.4 | 56 | 20.8 | QP | N | FLO |
| 13.470000 | 40.30 | 11.8 | 60 | 19.7 | QP | N | FLO |

***MEASUREMENT RESULT: "agc_fin2"***

| Frequency MHz | Level dBµV | Transd dB | Limit dBµV | Margin dB | Detector | Line | PE |
|---|---|---|---|---|---|---|---|
| 0.178000 | 34.90 | 11.3 | 55 | 19.7 | AV | N | FLO |
| 0.230000 | 23.30 | 11.3 | 52 | 29.1 | AV | N | FLO |
| 0.270000 | 23.50 | 11.3 | 51 | 27.6 | AV | N | FLO |
| 0.594000 | 25.60 | 11.3 | 46 | 20.4 | AV | N | FLO |
| 3.958000 | 26.50 | 11.4 | 46 | 19.5 | AV | N | FLO |
| 13.534000 | 34.20 | 11.9 | 50 | 15.8 | AV | N | FLO |

**RESULT: PASS**

Any report having not been signed by authorized approver, or having been altered without authorization, or having not been stamped by the "Dedicated Testing/Inspection Stamp" is deemed to be invalid. Copying or excerpting portion of, or altering the content of the report is not permitted without the written authorization of AGC. The test results presented in the report apply only to the tested sample. Any objections to report issued by AGC should be submitted to AGC within 15days after the issuance of the test report. Further enquiry of validity or verification of the test report should be addressed to AGC by agc@agc-cert.com.

# APPENDIX A: PHOTOGRAPHS OF TEST SETUP

RADIATED EMISSION TEST SETUP BELOW 1GHZ



RADIATED EMISSION TEST SETUP ABOVE 1GHZ

Any report having not been signed by authorized approver, or having been altered without authorization, or having not been stamped by the "Dedicated Testing/Inspection Stamp" is deemed to be invalid. Copying or excerpting portion of, or altering the content of the report is not permitted without the written authorization of AGC. The test results presented in the report apply only to the tested sample. Any objections to report issued by AGC should be submitted to AGC within 15days after the issuance of the test report. Further enquiry of validity or verification of the test report should be addressed to AGC by agc@agc-cert.com.

Attestation of Global Compliance(Shenzhen)Co., Ltd
Attestation of Global Compliance(Shenzhen)Std & Tech Co., Ltd
Tel: +86-755 2523 4088 E-mail: agc@agc-cert.com Web: http://cn.agc-cert.com/

CONDUCTED EMISSION TEST SETUP

CONDUCTED TEST SETUP

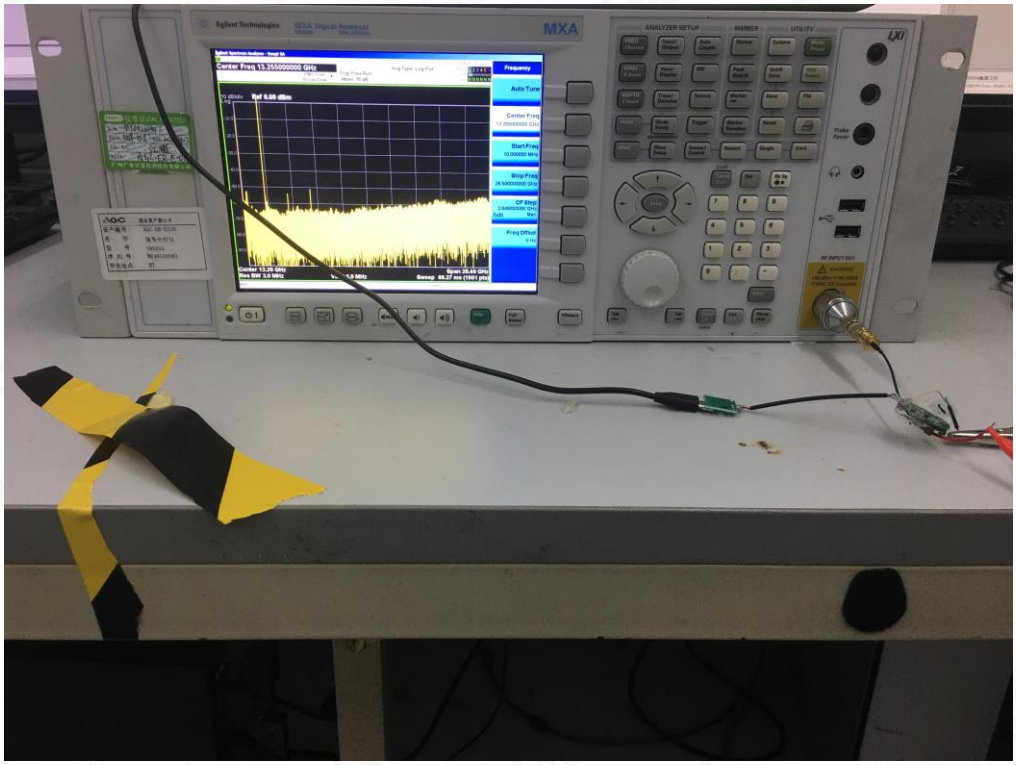


Any report having not been signed by authorized approver, or having been altered without authorization, or having not been stamped by the "Dedicated Testing/Inspection Stamp" is deemed to be invalid. Copying or excerpting portion of, or altering the content of the report is not permitted without the written authorization of AGC. The test results presented in the report apply only to the tested sample. Any objections to report issued by AGC should be submitted to AGC within 15days after the issuance of the test report. Further enquiry of validity or verification of the test report should be addressed to AGC by agc@agc-cert.com.

# APPENDIX B: PHOTOGRAPHS OF EUT

WHOLE VIEW OF EUT

TOP VIEW OF EUT

Any report having not been signed by authorized approver, or having been altered without authorization, or having not been stamped by the "Dedicated Testing/Inspection Stamp" is deemed to be invalid. Copying or excerpting portion of, or altering the content of the report is not permitted without the written authorization of AGC. The test results presented in the report apply only to the tested sample. Any objections to report issued by AGC should be submitted to AGC within 15days after the issuance of the test report. Further enquiry of validity or verification of the test report should be addressed to AGC by agc@agc-cert.com.

BOTTOM VIEW OF EUT

FRONT VIEW OF EUT

Any report having not been signed by authorized approver, or having been altered without authorization, or having not been stamped by the "Dedicated Testing/Inspection Stamp" is deemed to be invalid. Copying or excerpting portion of, or altering the content of the report is not permitted without the written authorization of AGC. The test results presented in the report apply only to the tested sample. Any objections to report issued by AGC should be submitted to AGC within 15days after the issuance of the test report. Further enquiry of validity or verification of the test report should be addressed to AGC by agc@agc-cert.com.

BACK VIEW OF EUT

LEFT VIEW OF EUT

Any report having not been signed by authorized approver, or having been altered without authorization, or having not been stamped by the "Dedicated Testing/Inspection Stamp" is deemed to be invalid. Copying or excerpting portion of, or altering the content of the report is not permitted without the written authorization of AGC. The test results presented in the report apply only to the tested sample. Any objections to report issued by AGC should be submitted to AGC within 15days after the issuance of the test report. Further enquiry of validity or verification of the test report should be addressed to AGC by agc@agc-cert.com.

RIGHT VIEW OF EUT

Left
OPEN VIEW OF EUT



Any report having not been signed by authorized approver, or having been altered without authorization, or having not been stamped by the "Dedicated Testing/Inspection Stamp" is deemed to be invalid. Copying or excerpting portion of, or altering the content of the report is not permitted without the written authorization of AGC. The test results presented in the report apply only to the tested sample. Any objections to report issued by AGC should be submitted to AGC within 15days after the issuance of the test report. Further enquiry of validity or verification of the test report should be addressed to AGC by agc@agc-cert.com.

VIEW OF BATTERY



INTERNAL VIEW OF EUT-1



Any report having not been signed by authorized approver, or having been altered without authorization, or having not been stamped by the "Dedicated Testing/Inspection Stamp" is deemed to be invalid. Copying or excerpting portion of, or altering the content of the report is not permitted without the written authorization of AGC. The test results presented in the report apply only to the tested sample. Any objections to report issued by AGC should be submitted to AGC within 15days after the issuance of the test report. Further enquiry of validity or verification of the test report should be addressed to AGC by agc@agc-cert.com.

Attestation of Global Compliance(Shenzhen)Co., Ltd
Attestation of Global Compliance(Shenzhen)Std & Tech Co., Ltd
Tel: +86-755 2523 4088 E-mail: agc@agc-cert.com Web: http://cn.agc-cert.com/

INTERNAL VIEW OF EUT-2

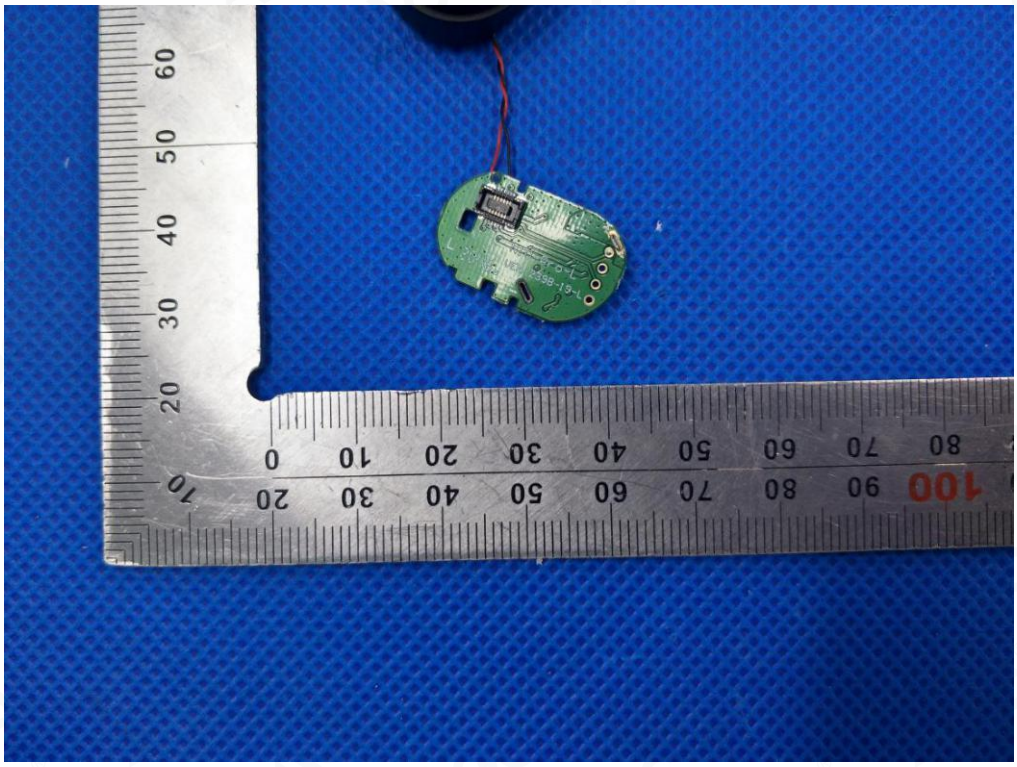

INTERNAL VIEW OF EUT-3

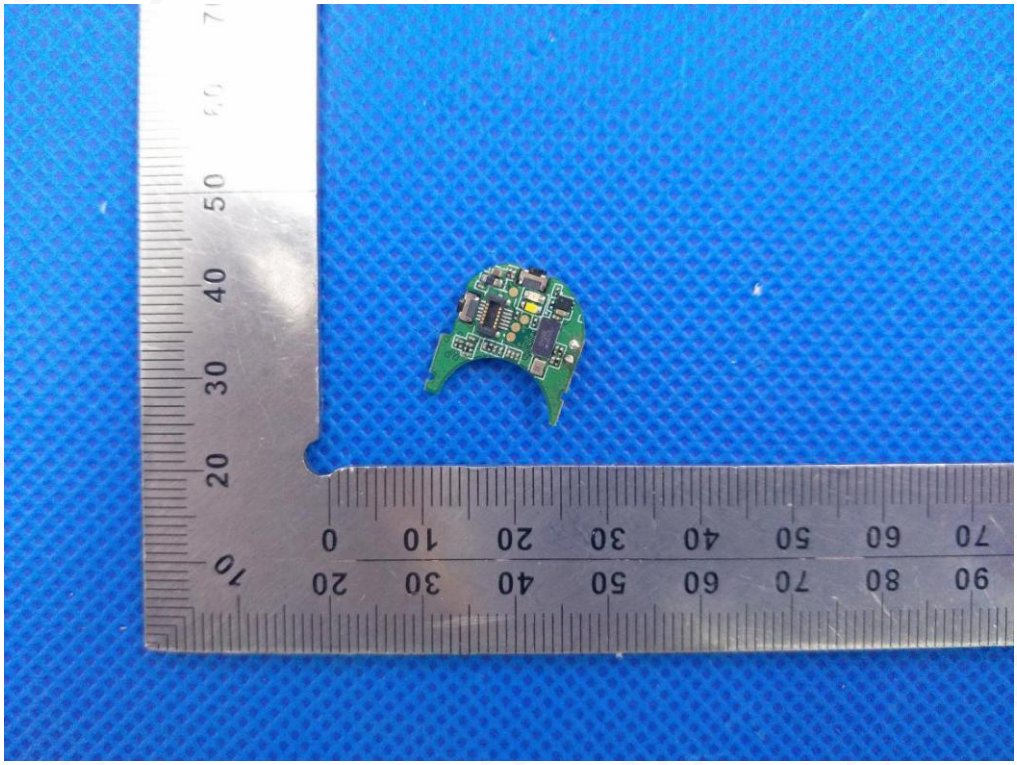

Any report having not been signed by authorized approver, or having been altered without authorization, or having not been stamped by the "Dedicated Testing/Inspection Stamp" is deemed to be invalid. Copying or excerpting portion of, or altering the content of the report is not permitted without the written authorization of AGC. The test results presented in the report apply only to the tested sample. Any objections to report issued by AGC should be submitted to AGC within 15days after the issuance of the test report. Further enquiry of validity or verification of the test report should be addressed to AGC by agc@agc-cert.com.

INTERNAL VIEW OF EUT-4




INTERNAL VIEW OF EUT-5



Any report having not been signed by authorized approver, or having been altered without authorization, or having not been stamped by the "Dedicated Testing/Inspection Stamp" is deemed to be invalid. Copying or excerpting portion of, or altering the content of the report is not permitted without the written authorization of AGC. The test results presented in the report apply only to the tested sample. Any objections to report issued by AGC should be submitted to AGC within 15days after the issuance of the test report. Further enquiry of validity or verification of the test report should be addressed to AGC by agc@agc-cert.com.

Right
OPEN VIEW OF EUT

VIEW OF BATTERY



Any report having not been signed by authorized approver, or having been altered without authorization, or having not been stamped by the "Dedicated Testing/Inspection Stamp" is deemed to be invalid. Copying or excerpting portion of, or altering the content of the report is not permitted without the written authorization of AGC. The test results presented in the report apply only to the tested sample. Any objections to report issued by AGC should be submitted to AGC within 15days after the issuance of the test report. Further enquiry of validity or verification of the test report should be addressed to AGC by agc@agc-cert.com.

Attestation of Global Compliance(Shenzhen)Co., Ltd
Attestation of Global Compliance(Shenzhen)Std & Tech Co., Ltd
Tel: +86-755 2523 4088 E-mail: agc@agc-cert.com Web: http://cn.agc-cert.com/

INTERNAL VIEW OF EUT-1



INTERNAL VIEW OF EUT-2



Any report having not been signed by authorized approver, or having been altered without authorization, or having not been stamped by the "Dedicated Testing/Inspection Stamp" is deemed to be invalid. Copying or excerpting portion of, or altering the content of the report is not permitted without the written authorization of AGC. The test results presented in the report apply only to the tested sample. Any objections to report issued by AGC should be submitted to AGC within 15days after the issuance of the test report. Further enquiry of validity or verification of the test report should be addressed to AGC by agc@agc-cert.com.

INTERNAL VIEW OF EUT-3



INTERNAL VIEW OF EUT-4




Any report having not been signed by authorized approver, or having been altered without authorization, or having not been stamped by the "Dedicated Testing/Inspection Stamp" is deemed to be invalid. Copying or excerpting portion of, or altering the content of the report is not permitted without the written authorization of AGC. The test results presented in the report apply only to the tested sample. Any objections to report issued by AGC should be submitted to AGC within 15days after the issuance of the test report. Further enquiry of validity or verification of the test report should be addressed to AGC by agc@agc-cert.com.

INTERNAL VIEW OF EUT-5



**----END OF REPORT----**

Any report having not been signed by authorized approver, or having been altered without authorization, or having not been stamped by the "Dedicated Testing/Inspection Stamp" is deemed to be invalid. Copying or excerpting portion of, or altering the content of the report is not permitted without the written authorization of AGC. The test results presented in the report apply only to the tested sample. Any objections to report issued by AGC should be submitted to AGC within 15days after the issuance of the test report. Further enquiry of validity or verification of the test report should be addressed to AGC by agc@agc-cert.com.

Attestation of Global Compliance(Shenzhen)Co., Ltd
Attestation of Global Compliance(Shenzhen)Std & Tech Co., Ltd
Tel: +86-755 2523 4088 E-mail: agc@agc-cert.com Web: http://cn.agc-cert.com/