47 CFR PART 15 SUBPART E TEST REPORT

for

WiFi USB Router

Model No.: AP7633-USB

FCC ID: 2ARGX-NGAP

of

Applicant: Align Technology Inc.
Address: 2820 Orchard, Parkway San Jose, CA 95134, USA

Tested and Prepared

by

Worldwide Testing Services (Taiwan) Co., Ltd.

FCC Registration No.: TW1477, TW1072

Industry Canada filed test laboratory Reg. No.: 20037, 5107A

Report No.: W6M22211-22321-C-54

6F, NO. 58, LANE 188, RUEY-KUANG RD., NEIHU TAIPEI 114, TAIWAN, R.O.C.
TEL: 886-2-66068877 FAX: 886-2-66068879 E-mail: wts@wts-lab.com

TABLE OF CONTENTS

1 GENERAL INFORMATION 2

1.1 NOTES 2
1.2 TESTING LABORATORY 3
1.2.1 Location 3
1.2.2 Details of accreditation status 3
1.3 DETAILS OF APPROVAL HOLDER 3
1.4 APPLICATION DETAILS 3
1.5 GENERAL INFORMATION OF TEST ITEM 4
1.6 TEST STANDARDS 10

2 TECHNICAL TEST 11

2.1 SUMMARY OF TEST RESULTS 11
2.2 TEST ENVIRONMENT 11
2.3 TEST EQUIPMENT LIST 12
2.4 TEST PROCEDURE 15

3 TEST RESULTS (ENCLOSURE) 18

3.1 PEAK TRANSMIT POWER, FCC 15.407 (A) 19
3.2 26DB EMISSION BANDWIDTH, 99% OCCUPIED BANDWIDTH, FCC 15.407 (A) 66
3.3 6DB EMISSION BANDWIDTH, 99% OCCUPIED BANDWIDTH, FCC 15.407 (A) 99
3.4 PEAK POWER SPECTRAL DENSITY, FCC 15.407 (A) 113
3.5 UNDESIRABLE EMISSION LIMITS, FCC 15.407 (B) 160
3.6 AUTOMATIC DISCONTINUATION OF TRANSMISSION, FCC 15.407 (C) 162
3.7 RESERVED, FCC 15.407 (D) 162
3.8 INDOOR OPERATION RESTRICTION, FCC 15.407 (E) 162
3.9 TRANSMIT POWER CONTROL (TPC) 162
3.10 DYNAMIC FREQUENCY SELECTION (DFS) 163
3.10.1 DFS Detection Threshold 163
3.10.2 UNII Detection Bandwidth 177
3.10.3 Initial Channel Availability Check Time-5500 MHz 180
3.10.4 Radar Burst at the Beginning of the Channel Availability Check Time-5500 MHz 180
3.10.5 Radar Burst at the End of the Channel Availability Check Time- 5500 MHz 181
3.10.6 In-Service Monitoring for Channel Move Time, Channel Closing Transmission Time and Non-Occupancy Period 181
3.10.7 Statistical Performance Check 184
3.11 RADIATED EMISSIONS FROM RECEIVER PART 202
3.12 POWER LINE CONDUCTED EMISSION 203

Registration number: W6M22211-22321-C-54
FCC ID: 2ARGX-NGAP

1 General Information

1.1 Notes

The purpose of conformity testing is to increase the probability of adherence to the essential requirements or conformity specifications, as appropriate.
The complexity of the technical specifications, however, means that full and thorough testing is impractical for both technical and economic reasons.
Furthermore, there is no guarantee that a test sample which has passed all the relevant tests conforms to a specification.
Neither is there any guarantee that such a test sample will interwork with other genuinely open systems.
The existence of the tests nevertheless provides the confidence that the test sample possesses the qualities as maintained and that is performance generally conforms to representative cases of communications equipment.

Laboratory disclaimer-
1. The test results of this test report relate exclusively to the item tested as specified in 1.5.
2. The test report may only be reproduced or published in full.
3. Reproduction or publication of extracts from the report requires the prior written approval of the Worldwide Testing Services(Taiwan) Co., Ltd.
4. Antenna gain is provided by applicant and laboratory issue relevant data and results.

Specific Conditions:
Usage of the hereunder tested device in combination with other integrated or external antennas requires at least additional output power measurements, spurious emission measurements, conducted emission measurements (AC supply lines) and radio frequency exposure evaluations for each individual configuration performed, for certification by FCC.

Tester:

June 20, 2023		Sora Kuo	Sora
Date	WTS-Lab.	Name	Signature

Technical responsibility for area of testing:

June 20, 2023		Kevin Wang	Kevin Wang
Date	WTS	Name	Signature

1.2 Testing laboratory

1.2.1 Location

10m OATS
No.5-1, Lishui, Shuang Sing Village, Wanli Dist.,
New Taipei City 207, Taiwan (R.O.C.)

3 meter semi-anechoic chamber
No.35, Aly. 21, Ln. 228, Ankang Rd., Neihu Dist.,
Taipei City 114, Taiwan (R.O.C.)
Tel: 886-2-6613-0228

Worldwide Testing Services (Taiwan) Co., Ltd.
6F., No. 58, Ln. 188, Ruiguang Rd., Neihu Dist.,
Taipei City 114 , Taiwan (R.O.C.)
Tel: 886-2-6606-8877

1.2.2 Details of accreditation status

Accredited testing laboratory
FCC filed test laboratory Reg. No.: TW1477, TW1072
Industry Canada filed test laboratory Reg. No.: 20037, 5107A

Test location, where different from Worldwide Testing Services (Taiwan) Co., Ltd. :

Name:	./.
Accredited number:	./.
Street:	./.
Town:	./.
Country:	./.

1.3 Details of approval holder

Name:	Align Technology Inc.
Street:	2820 Orchard, Parkway San Jose,
Town:	CA 95134,
Country:	USA

1.4 Application details

Date of receipt of test item:	April 10, 2023
Date of test:	from April 11, 2023 to June 02, 2023

1.5 General information of Test item

Type of test item: WiFi USB Router
Model number: AP7633-USB
Brand name: Align Technology Inc.
Multi-listing model number: ./.
Sample no.: #01

Technical data

Frequency band: Band 1: 5.150 GHz-5.250 GHz, Band 2: 5.250 GHz-5.350 GHz
Band 3: 5.470 GHz-5.725 GHz, Band 4: 5.725 GHz-5.850 GHz

Band	Mode	Channel	Conducted Power (dBm)
NII-1	802.11a	Ch 36 : 5180 MHz	14.10
		Ch 44 : 5220 MHz	14.50
		Ch 48 : 5240 MHz	14.86
	802.11n 20M	Ch 36 : 5180 MHz	16.19
		Ch 44 : 5220 MHz	16.46
		Ch 48 : 5240 MHz	16.37
	802.11n 40M	Ch 38 : 5190 MHz	16.52
		Ch 46 : 5230 MHz	16.93
	802.11ac 80M	Ch 42 : 5210 MHz	15.51
NII-2A	802.11a	Ch 52 : 5260 MHz	14.18
		Ch 60 : 5300 MHz	13.18
		Ch 64 : 5320 MHz	13.43
	802.11n 20M	Ch 52 : 5260 MHz	15.59
		Ch 60 : 5300 MHz	14.97
		Ch 64 : 5320 MHz	15.29
	802.11n 40M	Ch 54 : 5270 MHz	15.42
		Ch 62 : 5310 MHz	15.21
	802.11ac 80M	Ch 58 : 5290 MHz	14.08
NII-2C	802.11a	Ch 100 : 5500 MHz	14.24
		Ch 116 : 5580 MHz	15.28
		Ch 140 : 5700 MHz	14.83
		Ch 144 : 5720 MHz	17.11
	802.11n 20M	Ch 100 : 5500 MHz	15.91
		Ch 116 : 5580 MHz	16.76
		Ch 140 : 5700 MHz	16.58
		Ch 144 : 5720 MHz	19.29
	802.11n 40M	Ch 102 : 5510 MHz	15.94

		Ch 110 : 5550 MHz	16.22
		Ch 134 : 5670 MHz	16.09
		Ch 142 : 5710 MHz	20.38
	802.11ac 80M	Ch 106 : 5530 MHz	15.05
		Ch 138 : 5690 MHz	14.67
NII-3	**802.11a**	Ch 144 : 5720 MHz	10.31
		Ch 149 : 5745 MHz	13.82
		Ch 157 : 5785 MHz	14.41
		Ch 165 : 5825 MHz	14.61
	802.11n 20M	Ch 144 : 5720 MHz	12.98
		Ch 149 : 5745 MHz	15.68
		Ch 157 : 5785 MHz	16.24
		Ch 165 : 5825 MHz	16.37
	802.11n 40M	Ch 142 : 5710 MHz	9.48
		Ch 151 : 5755 MHz	15.83
		Ch 159 : 5795 MHz	16.92
	802.11ac 80M	Ch 138 : 5690 MHz	-1.17
		Ch 155 : 5775 MHz	15.14

Operating modes: Duplex

Type of modulation: OFDM

Fixed point to point operation: Yes / No

Antenna: PCB antenna

Antenna gain: 1.5 dBi (Antenna A & Antenna B)

Directional gain: 4.51 dBi

Power supply: 5Vd.c., 0.9A

Note: Tests were performed under worst case mode 802.11a 6 Mbps, 802.11n 20MHz(MCS0), 802.11n 40MHz(MCS0) and 802.11ac 80MHz(MCS0).

Classification:

Fixed Device	☐
Mobile Device (Human Body distance ＞ 20cm)	☒
Portable Device (Human Body distance ＜ 20cm)	☐
Modular Radio Device	☐

Note: This device was functioned as a ■Master ☐Slave device during the DFS

Registration number: W6M22211-22321-C-54
FCC ID: 2ARGX-NGAP

Manufacturer: (if applicable)

Name:	AsiaRF Co., Ltd.
Street:	1F, 7, Houde Street, Yonghe Dist.
Town:	New Taipei City 23455
Country:	Taiwan R.O.C.

Duty cycle

Mode	T_{on} (ms)	$T_{on}+T_{off}$ (ms)	Duty cycle (%)	Duty Factor (dB)	1/T - VBW (kHz)
802.11a	1.456	1.52	95.79%	0.19	0.69
802.11n(HT20)	0.711	0.835	85.15%	0.70	1.41
802.11n(HT40)	0.362	0.482	75.10%	1.24	2.76
802.11ac(VHT80)	0.343	0.41	83.66%	0.77	2.92

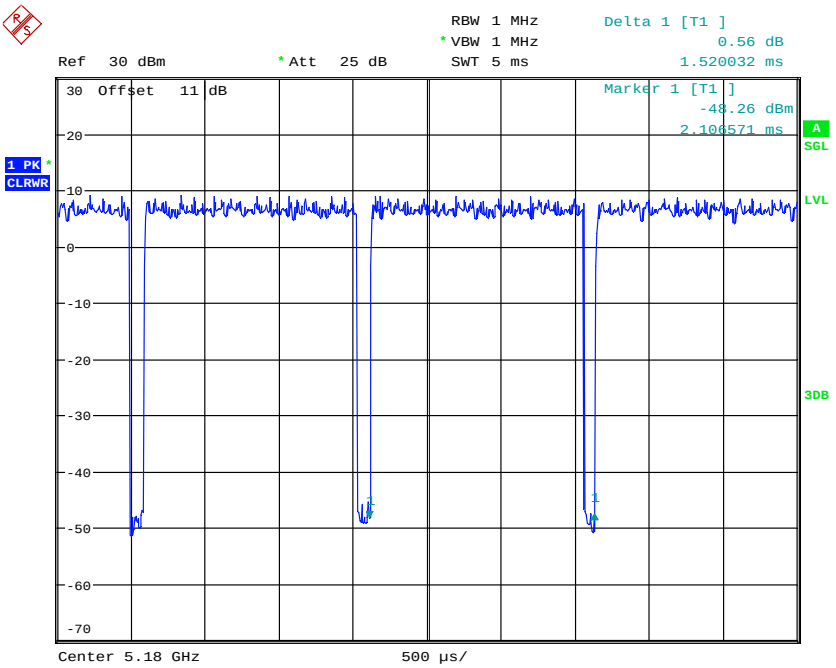

DUTY 802.11A
Date: 16.MAY.2023 12:13:14

Registration number: W6M22211-22321-C-54
FCC ID: 2ARGX-NGAP

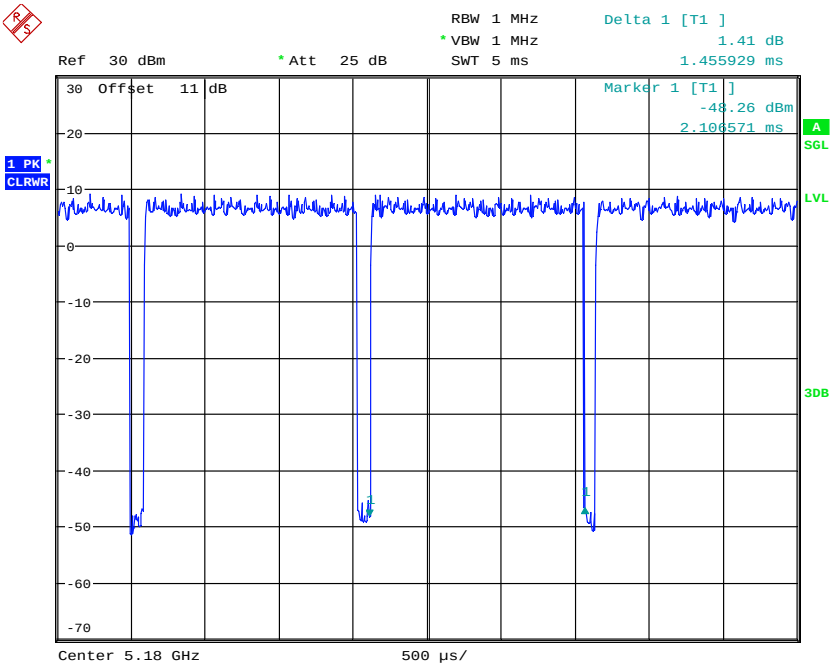

DUTY 802.11A
Date: 16.MAY.2023 12:13:21

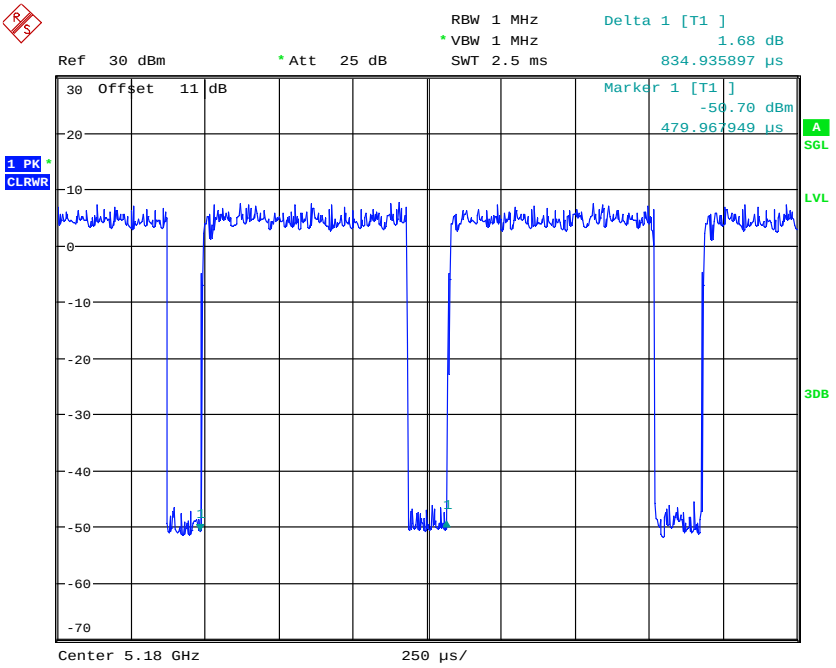

DUTY 802.11N20
Date: 16.MAY.2023 12:12:16

Registration number: W6M22211-22321-C-54
FCC ID: 2ARGX-NGAP

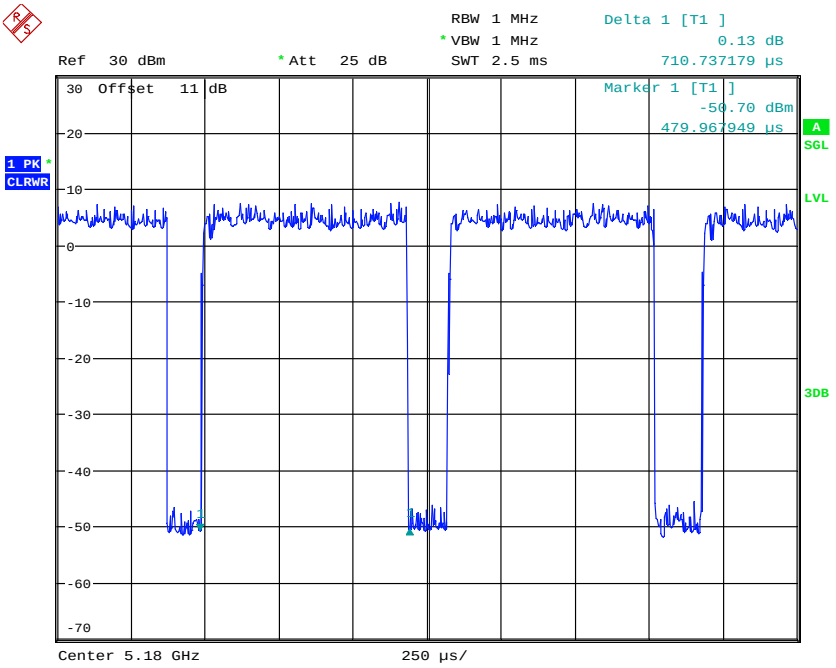

DUTY 802.11N20

Date: 16.MAY.2023 12:12:25

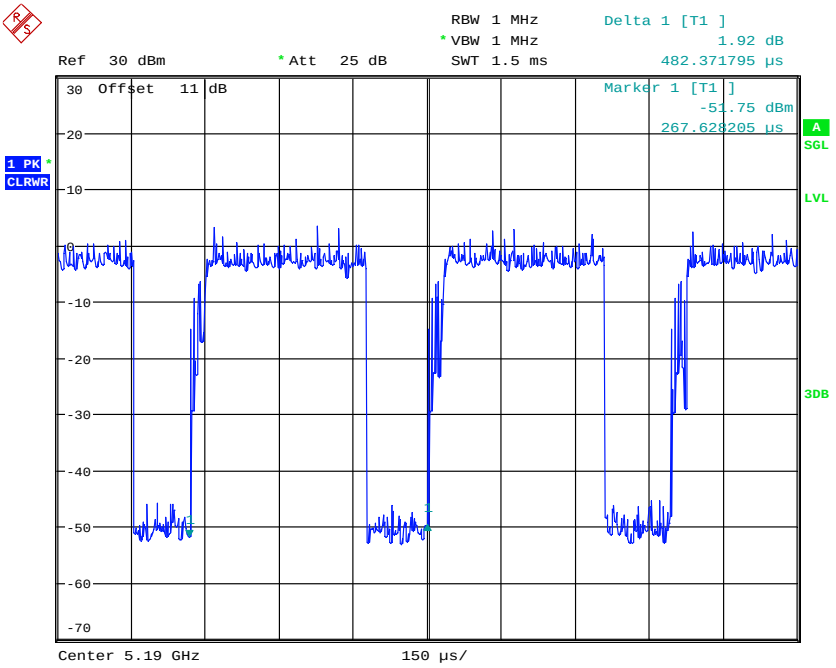

DUTY 802.11N40

Date: 16.MAY.2023 12:08:53

Registration number: W6M22211-22321-C-54
FCC ID: 2ARGX-NGAP

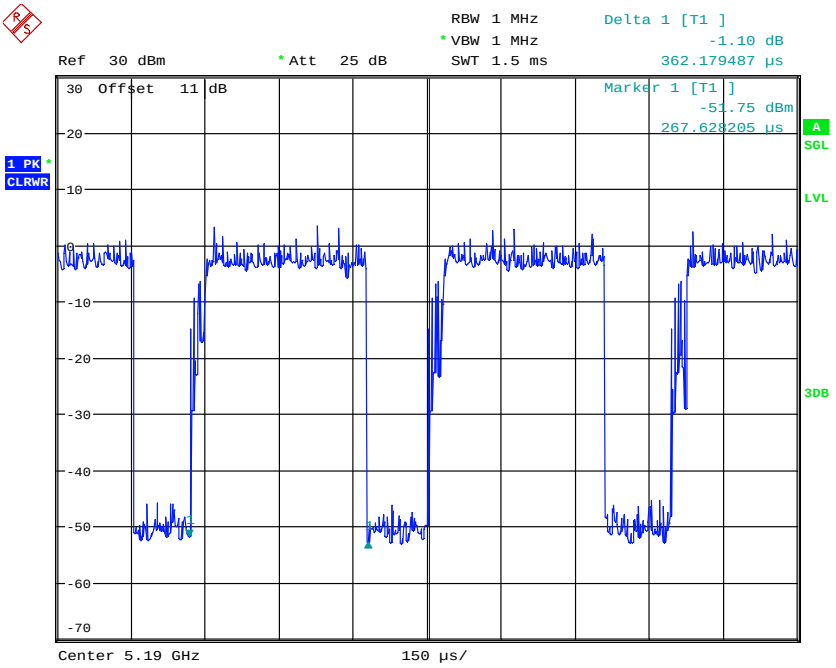

DUTY 802.11N40

Date: 16.MAY.2023 12:09:03

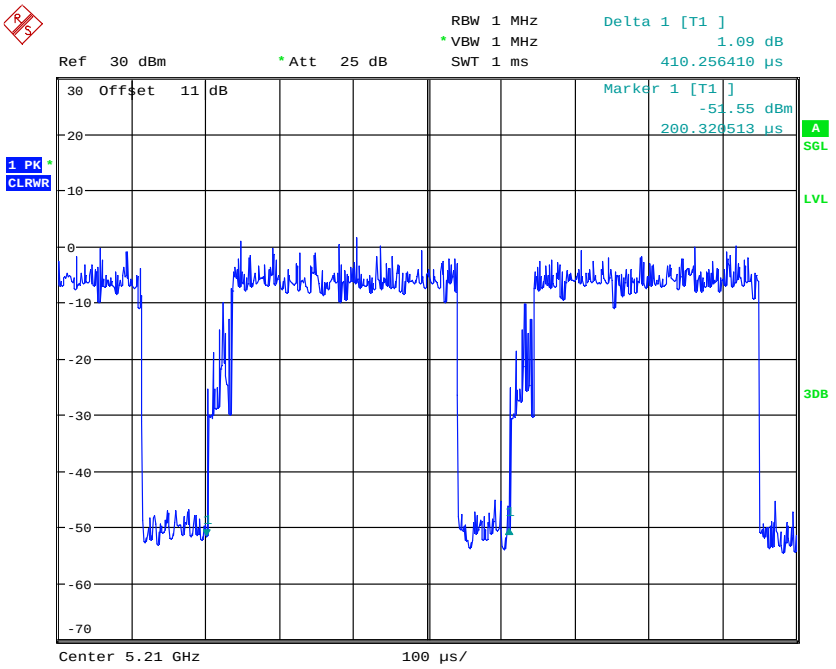

DUTY 802.11AC80

Date: 16.MAY.2023 12:06:09

Registration number: W6M22211-22321-C-54
FCC ID: 2ARGX-NGAP

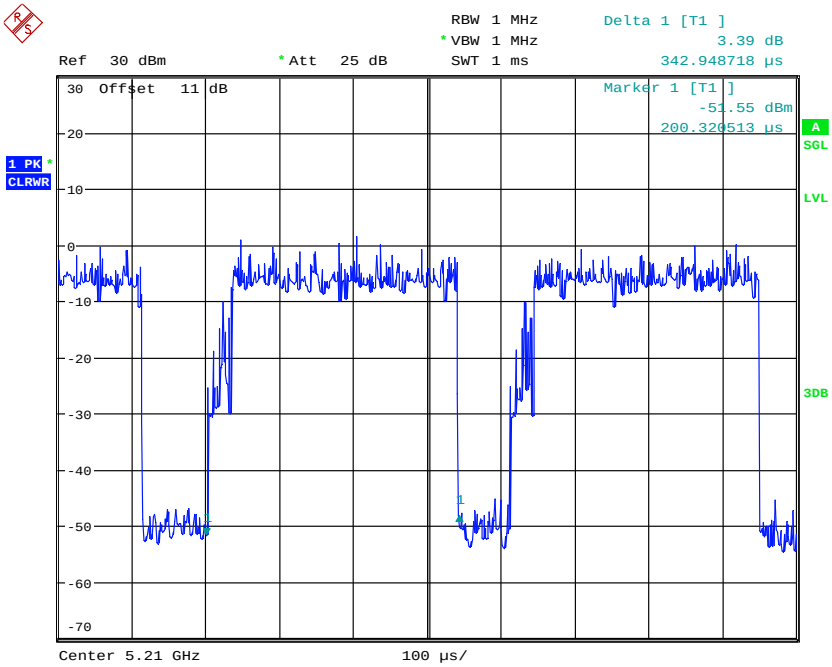

DUTY 802.11AC80

Date: 16.MAY.2023 12:06:18

1.6 Test standards

Technical standard : 47 CFR PART 15 SUBPART E § 15.407 (2021-10)

2 Technical test

2.1 Summary of test results

No deviations from the technical specification(s) were ascertained in the course of the tests performed ☒

or

The deviations were ascertained in the course of the tests performed. ☐

2.2 Test environment

Relative humidity content: 20 ... 75 %

Air pressure: 86 ... 103 kPa

Details of power supply: 5Vd.c., 0.9A

Test item Name	Uncertainty
Estimation Result of Uncertainty of Conducted Emission (Power Line Conducted Emission)	Expanded Uncertainty： AMN：0.94 dB Voltage probe：0.96 dB Include Pulse Limiter：1.52 dB
Estimation Result of Uncertainty of Radiated Emission(3M) (Undesirable emission limits, Radiated Emissions from Receiver Part)	Expanded Uncertainty： 0.009-30 MHz：3.48 dB 30-1000 MHz：3.96 dB 1-18 GHz：2.46 dB 18-40 GHz：2.44 dB
Estimation Result of Uncertainty of Bandwidth Measurement (26dB emission bandwidth, 99% Occupied Bandwidth, 6dB emission bandwidth, 99% Occupied Bandwidth)	Expanded Uncertainty：0.45 kHz
Estimation Result of Uncertainty of Conducted Output Power Measurement (Peak Transmit Power)	Expanded Uncertainty：1.48 dB
Estimation Result of Uncertainty of Power Density Measurement (Peak Power Spectral Density)	Expanded Uncertainty：1.48 dB
Estimation Result of Uncertainty of EIRP Measurement (Equivalent Isotropic Radiated Power (EIRP), Radiated Emissions from Receiver Part)	Expanded Uncertainty： 30-200MHz：3.49 dB 200-1000MHz：3.49 dB 1-18GHz：4.81 dB 18-40GHz：3.94 dB
Estimation Result of Uncertainty of DFS Timing (Dynamic Frequency Selection (DFS), Channel Move Time, Channel Closing Transmission Time)	Expanded Uncertainty：587.89 us
Estimation Result of Uncertainty of DFS Threshold (Dynamic Frequency Selection (DFS), Channel Move Time, Channel Closing Transmission Time)	Expanded Uncertainty： 1.51 dB

The decision rule is: Measurement uncertainty is not included in the calculation of test results.

2.3 Test Equipment List

No.	Test equipment	Type	Serial No.	Manufacturer	Cal. Date	Next Cal. Date
ETSTW-CE 001	EMI TEST RECEIVER	ESHS10	842121/013	R&S	2022/6/22	2023/6/21
ETSTW-CE 003	AC POWER SOURCE	APS-9102	D161137	GW	Function Test	
ETSTW-CE 004	ZWEILEITER-V-NETZNACHBILDUNG TWO-LINE V-NETWORK	ESH3-Z5	840731/011	R&S	2022/10/24	2023/10/23
ETSTW-CE 006	IMPULSBEGRENZER PULSE LIMITER	ESH3-Z2	100226	R&S	2022/10/24	2023/10/23
ETSTW-CE 008	HF-EICHLEITUNG RF STEP ATTENUATOR 139dB DPSP	334.6010.02	844581/024	R&S	Function Test	
ETSTW-CE 009	TEMP.&HUMIDITY CHAMBER	GTH-225-40-1P-U	MAA0305-009	GIANT FORCE	2022/8/3	2023/8/2
ETSTW-CE 016	TWO-LINE V-NETWORK	ENV216	100050	R&S	2022/11/9	2023/11/8
ETSTW-CE 028	MXE EMI Receiver	N9038A	MY53220110	Agilent	2022/7/29	2023/7/28
ETSTW-RE 003	EMI TEST RECEIVER	ESI 26	831438/001	R&S	2022/6/21	2023/6/20
ETSTW-RE 004	EMI TEST RECEIVER	ESI 40	832427/004	R&S	2022/10/17	2023/10/16
ETSTW-RE 012	TUNABLE BANDREJECT FILTER	D.C 0309	146	K&L	Function Test	
ETSTW-RE 013	TUNABLE BANDREJECT FILTER	D.C 0336	397	K&L	Function Test	
ETSTW-RE 018	MICROWAVE HORN ANTENNA	AT4560	27212	AR	2022/8/18	2023/8/17
ETSTW-RE 019	MICROWAVE HORN ANTENNA	22240-25	121074	FM	2023/5/18	2024/5/17
ETSTW-RE 027	Passive Loop Antenna	6512	00034563	ETS-Lindgren	2022/6/22	2023/6/21
ETSTW-RE 030	Double-Ridged Guide Horn Antenna	3117	00035224	ETS-Lindgren	2023/5/18	2024/5/17
ETSTW-RE 042	Biconical Antenna	HK116	100172	R&S	2023/3/2	2024/3/1
ETSTW-RE 043	Log-Periodic Dipole Antenna	HL223	100166	R&S	2022/6/28	2023/6/27
ETSTW-RE 044	Log-Periodic Antenna	HL050	100094	R&S	2022/8/1	2023/7/31
ETSTW-RE 045	ESA-E SERIES SPECTRUM ANALYZER	E4404B	MY45111242	Agilent	Pre-test Use	
ETSTW-RE 050	Attenuator 10dB	50HF-010-1	None	JFW	2023/2/17	2024/2/16
ETSTW-RE 051	Attenuator 6dB	50HF-006-1	None	JFW	2023/2/17	2024/2/16
ETSTW-RE 053	Attenuator 3dB	50HF-003-1	None	JFW	2023/2/17	2024/2/16
ETSTW-RE 055	SPECTRUM ANALYZER	FSU 26	200074	R&S	2023/3/22	2024/3/21
ETSTW-RE 060	Attenuator 30dB	5015-30	F651012z-01	ATM	2023/2/17	2024/2/16
ETSTW-RE 062	Amplifier Module	CHC 2	None	KMIC	2023/2/20	2024/2/19
ETSTW-RE 064	Bluetooth Test Set	MT8852B-042	6K00005709	Anritsu	Function Test	
ETSTW-RE 069	Double-Ridged Guide Horn Antenna	3117	00069377	ETS-Lindgren	Function Test	
ETSTW-RE 072	CELL SITE TEST SET	8921A	3339A00375	HP	2022/11/5	2023/11/4
ETSTW-RE 088	SOLID STATE AMPLIFIER	KMA180265A01	99057	KMIC	2022/9/16	2023/9/15
ETSTW-RE 091	Match Pad	MDCS1500	None	WOKEN	2023/5/18	2024/5/17
ETSTW-RE 099	DC Block	50DB-007-1	None	JFW	2023/2/17	2024/2/16
ETSTW-RE 112	AC POWER SOURCE	TFC-1005	T-0A023536	T-Power	Function test	

ETSTW-RE 115	2.4GHz Notch Filter	N0124411	473874	MICROWAVE CIRCUITS	2023/1/4	2024/1/3
ETSTW-RE 120	RF Player	MP9200	MP9210-111022	ADIVIC	2022/11/8	2023/11/7
ETSTW-RE 122	SIGNAL GENERATOR	SMF100A	102149	R&S	2022/6/20	2023/6/19
ETSTW-RE 125	5GHz Notch filter	5NSL11-5200/E221.3-O/O	1	K&L Microwave	2022/8/5	2023/8/4
ETSTW-RE 126	5GHz Notch filter	5NSL12-5800/E221.3-O/O	1	K&L Microwave	2022/8/5	2023/8/4
ETSTW-RE 127	RF Switch Box	RFS-01	None	WTS	2023/2/17	2024/2/16
ETSTW-RE 128	5.3GHz Notch filter	N0153001	SN487233	Microwave Circuits	2022/8/5	2023/8/4
ETSTW-RE 129	5.5GHz Notch filter	N0555984	SN487234	Microwave Circuits	2022/8/5	2023/8/4
ETSTW-RE 130	Handheld RF Spectrum Analyzer	N9340A	CN0147000204	Agilent	Pre-test Use	
ETSTW-RE 142	Amplifier	8447D	2805A03378	Agilent	2023/2/20	2024/2/19
ETSTW-RE 146	Preamplifier	JPA-10M1G	15090004	JPT	2023/5/18	2024/5/17
ETSTW-RE 152	Bi-log Hybrid Antenna	MCTD 2786B	BLB20J04029	ETC	2023/3/21	2024/3/20
ETSTW-RE 153	Signal Analyzer	FSV40	101929	R&S	2022/10/3	2023/10/2
ETSTW-RE 159	Bi-log Hybrid Antenna (30M~1000 MHz)	MCTD 2786B	BLB21N04035	ETC	2022/12/22	2023/12/21
ETSTW-RE 177	Bi-log Hybrid Antenna with 6dB Attenuator	VULB 9168& EMCI-N-6-06	01380& AT-06007	SCHWARZBECK& EMC	2022/9/1	2023/8/31
ETSTW-RF 002	Electromagnetic field probe	LF-30	K-0007	STT	2022/7/14	2023/7/13
ETSTW-EMI 011	USB Compact Modulator	SFC-U	101689	R&S	2023/5/18	2024/5/17
ETSTW-GSM 002	Universal Radio Communication Tester	CMU 200	109439	R&S	2023/3/22	2024/3/21
ETSTW-GSM 003	Radio Communication Analyzer	MT8820C	6201342073	Anritsu	2023/4/27	2024/4/26
ETSTW-GSM 004	Wideband Radio Communication Tester	CMW500	128092	R&S	2022/10/24	2023/10/23
ETSTW-GSM 019	Band Reject Filter	WRCTF824/849-822/851-40 /12+9SS	3	WI	2023/1/4	2024/1/3
ETSTW-GSM 020	Band Reject Filter	WRCD1747/1748-1743/1752-32/5SS	1	WI	2023/1/4	2024/1/3
ETSTW-GSM 021	Band Reject Filter	WRCD1879.5/1880.5-1875.5/1884.5-32/5SS	3	WI	2023/1/4	2024/1/3
ETSTW-GSM 022	Band Reject Filter	WRCT901.9/903.1-904.25-50/8SS	1	WI	2023/1/4	2024/1/3
ETSTW-GSM 023	Power Divider	4901.19.A	None	SUHNER	2022/9/2	2023/9/1
ETSTW-GSM 024	Radio Communication Analyzer	MT8821C	None	Anritsu	2023/4/24	2024/4/23
ETSTW-GSM 025	Band Reject Filter	BRM19835	001	Micro-Tronics	2022/8/5	2023/8/4
ETSTW-Cable 016	BNC Cable	Switch Box	B Cable 1	Schwarz beck	2023/2/4	2024/2/3
ETSTW-Cable 017	BNC Cable	X Cable	B Cable 2	Schwarz beck	2023/2/4	2024/2/3
ETSTW-Cable 018	BNC Cable	Y Cable	B Cable 3	Schwarz beck	2023/2/4	2024/2/3
ETSTW-Cable 019	BNC Cable	Z Cable	B Cable 4	Schwarz beck	2023/2/4	2024/2/3
ETSTW-Cable 020	N TYPE Cable	OATS Cable 1	N30N30-L335-15M	JYE BAO CO.,LTD.	2022/6/29	2023/6/28
ETSTW-Cable 027	Microwave Cable	SUCOFLEX 104	279083	HUBER+SUHNER	2023/4/27	2024/4/26
ETSTW-Cable 028	Microwave Cable	FA147A0015M2020	30064-2	UTIFLEX	2022/9/16	2023/9/15
ETSTW-Cable 029	Microwave Cable	FA147A0015M2020	30064-3	UTIFLEX	2022/9/16	2023/9/15

ETSTW-Cable 030	Microwave Cable	SUCOFLEX 104 （S_Cable 9）	279067	HUBER+SUHNER	2023/02/17	2024/2/16
ETSTW-Cable 045	Microwave Cable	SUCOFLEX 104	325536	HUBER+SUHNER	2022/10/21	2023/10/20
ETSTW-Cable 058	Microwave Cable	SUCOFLEX 104	none	HUBER+SUHNER	2023/5/18	2024/5/17
ETSTW-Cable 064	Microwave Cable	SUCOFLEX 104	MY28891	HUBER+SUHNER	2023/2/20	2024/2/19
ETSTW-Cable 071	N TYPE CABLE	EMCCFD400-NM-NM-25000	170239	EMCI	2023/5/18	2024/5/17
ETSTW-Cable 072	SMA type cable (8m)	SUCOFLEX 104	805800/4	HUBER+SUHNER	2023/2/20	2024/2/19
ETSTW-Cable 074	SMA type cable (2m)	SUCOFLEX 104	802563/4	HUBER+SUHNER	2023/2/20	2024/2/19
ETSTW-Cable 076	SMA type cable (1m)	N/A	812652/4	HUBER+SUHNER	2023/2/20	2024/2/19
WTSTW-SW 002	EMI TEST SOFTWARE	EZ_EMC	None	Farad	Version ETS-03A1 Version EMEC-3A1+	
WTSTW-SW 006	EMI TEST SOFTWARE	e3	None	AUDIX	Version 9.161014	
WTSTW-SW 008	Signal studio	Agilent	None	AUDIX	Version 2.0.0.1	
ETSTW-TH 002	Thermohygrometer	608-H1	45204317	Testo	2022/9/16	2023/9/15
ETSTW-TH 003	Wireless weather station	GAIA	N/A	TFA	2022/10/28	2023/10/27

2.4 Test Procedure

The test procedures are performed following the test stands ANSI STANDARD C63.10 and FCC 789033 D02 General UNII Test Procedures New Rules v01r04.

■ Minimum Emission Bandwidth for the band 5.150-5.250 GHz, 5.725-5.850 GHz

Section 15.407(e) specifies the minimum 6 dB emission bandwidth of at least 500 KHz for the band 5.715-5.85 GHz. The following procedure shall be used for measuring this bandwidth:

a) Set RBW = 100 kHz.
b) Set the video bandwidth (VBW) ≥ 3 × RBW.
c) Detector = Peak.
d) Trace mode = max hold.
e) Sweep = auto couple.
f) Allow the trace to stabilize.
g) Measure the maximum width of the emission that is constrained by the frequencies associated with the two outermost amplitude points (upper and lower frequencies) that are attenuated by 6 dB relative to the maximum level measured in the fundamental emission.

Note: The automatic bandwidth measurement capability of a spectrum analyzer or EMI receiver may be employed if it implements the functionality described above.

■ 99 Percent Occupied Bandwidth

The 99-percent occupied bandwidth is the frequency bandwidth such that, below its lower and above its upper frequency limits, the mean powers are each equal to 0.5 % of the total mean power of the given emission. Measurement of the 99-percent occupied bandwidth is required only as a condition for using the optional band-edge measurement techniques described in section H)3)d). Measurements of 99-percent occupied bandwidth may also optionally be used in lieu of the 6-dB emission bandwidth to define the minimum frequency range over which the spectrum is integrated when measuring maximum conducted output power as described in section E). However, the 6-dB bandwidth must be measured to determine bandwidth dependent limits on maximum conducted output power in accordance with 15.407(a).

The following procedure shall be used for measuring (99 %) power bandwidth.

1. Set center frequency to the nominal EUT channel center frequency.
2. Set span = 1.5 times to 5.0 times the OBW.
3. Set RBW = 1 % to 5 % of the OBW
4. Set VBW ≥ 3 · RBW
5. Video averaging is not permitted. Where practical, a sample detection and single sweep mode shall be used. Otherwise, peak detection and max hold mode (until the trace stabilizes) shall be used.
6. Use the 99 % power bandwidth function of the instrument (if available).
7. If the instrument does not have a 99 % power bandwidth function, the trace data points are recovered and directly summed in power units. The recovered amplitude data points, beginning at the lowest frequency, are placed in a running sum until 0.5 % of the total is reached; that frequency is recorded as the lower frequency. The process is repeated until 99.5 % of the total is reached; that frequency is recorded as the upper frequency. The 99% occupied bandwidth is the difference between these two frequencies.

■ Maximum conducted output power

(i) Set span to encompass the entire emission bandwidth (EBW) (or, alternatively, the entire 99% occupied bandwidth) of the signal.
(ii) Set RBW = 1 MHz.
(iii) Set VBW ≥ 3 MHz.
(iv) Number of points in sweep ≥ 2 Span / RBW. (This ensures that bin-to-bin spacing is ≤ RBW/2, so that narrowband signals are not lost between frequency bins.)
(v) Sweep time = auto.
(vi) Detector = RMS (i.e., power averaging), if available. Otherwise, use sample detector mode.
(vii) If transmit duty cycle < 98 percent, use a video trigger with the trigger level set to enable triggering only on full power pulses. Transmitter must operate at maximum power control level for the entire duration of every sweep. If the EUT transmits continuously (i.e., with no off intervals) or at duty cycle ≥ 98 percent, and if each transmission is entirely at the maximum power control level, then the trigger shall be set to "free run".
(viii) Trace average at least 100 traces in power averaging (i.e., RMS) mode.
(ix) Compute power by integrating the spectrum across the EBW (or, alternatively, the entire 99% occupied bandwidth) of the signal using the instrument's band power measurement function with band limits set equal to the EBW (or occupied bandwidth) band edges. If the instrument does not have a band power function, sum the spectrum levels (in power units) at 1 MHz intervals extending across the EBW (or, alternatively, the entire 99% occupied bandwidth) of the spectrum.

■ Power Density

The rules requires "maximum power spectral density" measurements where the intent is to measure the maximum value of the time average of the power spectral density measured during a period of continuous transmission.

1. Create an average power spectrum for the EUT operating mode being tested by following the instructions in section II.E.2. for measuring maximum conducted output power using a spectrum analyzer or EMI receiver: select the appropriate test method (SA-1, SA-2, SA-3, or alternatives to each) and apply it up to, but not including, the step labeled, "Compute power…". (This procedure is required even if the maximum conducted output power measurement was performed using a power meter, method PM.)
2. Use the peak search function on the instrument to find the peak of the spectrum and record its value.
3. Make the following adjustments to the peak value of the spectrum, if applicable:
   a) If Method SA-2 or SA-2 Alternative was used, add 10 log(1/x), where x is the duty cycle, to the peak of the spectrum.
   b) If Method SA-3 Alternative was used and the linear mode was used in step II.E.2.g)(viii), add 1 dB to the final result to compensate for the difference between linear averaging and power averaging.
4. The result is the Maximum PSD over 1 MHz reference bandwidth.
5. For devices operating in the bands 5.15-5.25 GHz, 5.25-5.35 GHz, and 5.47-5.725 GHz, the above procedures make use of 1 MHz RBW to satisfy directly the 1 MHz reference bandwidth specified in § 15.407(a)(5). For devices operating in the band 5.725-5.85 GHz, the rules specify a measurement bandwidth of 500 kHz. Many spectrum analyzers do not have 500 kHz RBW, thus

a narrower RBW may need to be used. The rules permit the use of a RBWs less than 1 MHz, or 500 kHz, "provided that the measured power is integrated over the full reference bandwidth" to show the total power over the specified measurement bandwidth (i.e., 1 MHz, or 500 kHz). If measurements are performed using a reduced resolution bandwidth (< 1 MHz, or < 500 kHz) and integrated over 1 MHz, or 500 KHz bandwidth, the following adjustments to the procedures apply:

a) Set RBW ≥ 1/T, where T is defined in section II.B.l.a).
b) Set VBW ≥ 3 RBW.
c) If measurement bandwidth of Maximum PSD is specified in 500 kHz, add 10log(500kHz/RBW) to the measured result, whereas RBW (< 500 kHz) is the reduced resolution bandwidth of the spectrum analyzer set during measurement.
d) If measurement bandwidth of Maximum PSD is specified in 1 MHz, add 10log(1MHz/RBW) to the measured result, whereas RBW (< 1 MHz) is the reduced resolution bandwidth of spectrum analyzer set during measurement.
e) Care must be taken to ensure that the measurements are performed during a period of continuous transmission or are corrected upward for duty cycle.

Note: As a practical matter, it is recommended to use reduced RBW of 100 kHz for the sections 5.c) and 5.d) above, since RBW=100 kHz is available on nearly all spectrum analyzers.

Conducted measurement test setup

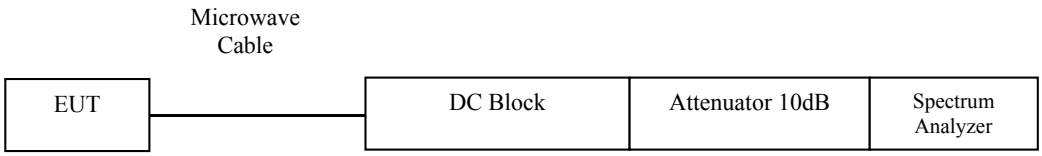

3 Test results (enclosure)

Test case	Para. Number	Required	Test passed	Test failed
Peak Transmit Power	15.407(a)	☒	☒	☐
6-dB emission bandwidth	15.407(a)	☒	☒	☐
26-dB emission bandwidth	15.407(a)	☒	☒	☐
99 % Occupied Bandwidth	789033 D02 General U-NII Test Procedures New Rules v02r01	☒	☒	☐
Peak Power Spectral Density	15.407(a)	☒	☒	☐
Undesirable emission limits	15.407(b)	☒	☒	☐
Radio Frequency Exposure	15.407(f)	☒	☒	☐
Transmit Power Control	15.407(h)	☐	☐	☐
Dynamic Frequency Selection (DFS)	15.407(h)	☒	☒	☐
UNII Detection Bandwidth	905462 D02 UNII DFS Compliance Procedures New Rules v02 – 7.8.1	☒	☒	☐
Initial Channel Availability Check Time	905462 D02 UNII DFS Compliance Procedures New Rules v02 – 7.8.2.1	☒	☒	☐
Radar Burst at the Beginning of the Channel Availability Check Time	905462 D02 UNII DFS Compliance Procedures New Rules v02 – 7.8.2.2	☒	☒	☐
Radar Burst at the End of the Channel Availability Check Time	905462 D02 UNII DFS Compliance Procedures New Rules v02 – 7.8.2.3	☒	☒	☐
In-Service Monitoring for Channel Move Time, Channel Closing Transmission Time and Non-Occupancy Period	905462 D02 UNII DFS Compliance Procedures New Rules v02 – 7.8.3	☒	☒	☐
Statistical Performance Check	905462 D02 UNII DFS Compliance Procedures New Rules v02 – 7.8.4	☒	☒	☐
Radiated Emission from Receiver Part	15.109	☐	☐	☐
AC Conducted Emissions	15.207	☒	☒	☐

The following is intentionally left blank.

Registration number: W6M22211-22321-C-54
FCC ID: 2ARGX-NGAP

3.1 Peak Transmit Power, FCC 15.407 (a)

According to §15.407(a)

1. For the band 5.15-5.25 GHz, the maximum conducted power over the frequency of operation shall not exceed the lesser of 30 dBm (1 W) for master device and 24 dBm (250 mW) for mobile/portable client device.

2. For the band 5.25-5.35 GHz and 5.47-5.725 GHz, the maximum conducted power over the frequency of operation shall not exceed the lesser of 24 dBm (250 mW) or 11dBm + 10 log B, whichever is lower (B= 26-dB emission BW).

3. For the band 5.725-5.850 GHz, the maximum conducted power over the frequency of operation shall not exceed the lesser of 30 dBm (1 W).

Test date: May 24, 2023-May 28, 2023
Temperature: 26.8 ˚C
Humidity: 54.1 %
Tester: Sora

Band	Mode	Channel	Conducted power with DF		Combine (dBm)	DF (dB)	Limit (dBm)
			Antenna 1 (dBm)	Antenna 2 (dBm)			
NII-1	802.11a	Ch 36 : 5180 MHz	13.18	14.10	-	0.19	30.00
		Ch 44 : 5220 MHz	13.60	14.50	-	0.19	30.00
		Ch 48 : 5240 MHz	13.43	14.86	-	0.19	30.00
	802.11n 20M	Ch 36 : 5180 MHz	12.68	13.64	16.19	0.70	30.00
		Ch 44 : 5220 MHz	13.13	13.75	16.46	0.70	30.00
		Ch 48 : 5240 MHz	12.66	13.96	16.37	0.70	30.00
	802.11n 40M	Ch 38 : 5190 MHz	13.10	13.87	16.52	1.24	30.00
		Ch 46 : 5230 MHz	13.05	14.63	16.93	1.24	30.00
	802.11ac 80M	Ch 42 : 5210 MHz	12.07	12.88	15.51	0.77	30.00
NII-2A	802.11a	Ch 52 : 5260 MHz	11.80	14.18	-	0.19	24.00
		Ch 60 : 5300 MHz	11.51	13.18	-	0.19	24.00
		Ch 64 : 5320 MHz	12.08	13.43	-	0.19	24.00
	802.11n 20M	Ch 52 : 5260 MHz	11.51	13.44	15.59	0.70	24.00
		Ch 60 : 5300 MHz	11.17	12.63	14.97	0.70	24.00
		Ch 64 : 5320 MHz	11.80	12.71	15.29	0.70	24.00
	802.11n 40M	Ch 54 : 5270 MHz	11.16	13.38	15.42	1.24	24.00
		Ch 62 : 5310 MHz	11.32	12.92	15.21	1.24	24.00
	802.11ac 80M	Ch 58 : 5290 MHz	9.99	11.93	14.08	0.77	24.00

NII-2C	802.11a	Ch 100 : 5500 MHz	12.45	14.24	-	0.19	24.00
		Ch 116 : 5580 MHz	13.54	15.28	-	0.19	24.00
		Ch 140 : 5700 MHz	13.52	14.83	-	0.19	24.00
		Ch 144 : 5720 MHz	17.11	16.95	-	0.19	24.00
	802.11n 20M	Ch 100 : 5500 MHz	11.92	13.70	15.91	0.70	24.00
		Ch 116 : 5580 MHz	12.74	14.57	16.76	0.70	24.00
		Ch 140 : 5700 MHz	12.99	14.08	16.58	0.70	24.00
		Ch 144 : 5720 MHz	16.39	16.17	19.29	0.70	24.00
	802.11n 40M	Ch 102 : 5510 MHz	11.94	13.73	15.94	1.24	24.00
		Ch 110 : 5550 MHz	12.71	13.66	16.22	1.24	24.00
		Ch 134 : 5670 MHz	12.12	13.86	16.09	1.24	24.00
		Ch 142 : 5710 MHz	17.43	17.31	20.38	1.24	24.00
	802.11ac 80M	Ch 106 : 5530 MHz	11.34	12.64	15.05	0.77	24.00
		Ch 138 : 5690 MHz	11.67	11.63	14.67	0.77	24.00
NII-3	802.11a	Ch 144 : 5720 MHz	10.03	10.31	-	0.19	30.00
		Ch 149 : 5745 MHz	12.43	13.82	-	0.19	30.00
		Ch 157 : 5785 MHz	13.59	14.41	-	0.19	30.00
		Ch 165 : 5825 MHz	13.37	14.61	-	0.19	30.00
	802.11n 20M	Ch 144 : 5720 MHz	9.86	10.08	12.98	0.70	30.00
		Ch 149 : 5745 MHz	11.89	13.33	15.68	0.70	30.00
		Ch 157 : 5785 MHz	12.95	13.49	16.24	0.70	30.00
		Ch 165 : 5825 MHz	12.57	14.03	16.37	0.70	30.00
	802.11n 40M	Ch 142 : 5710 MHz	6.53	6.40	9.48	1.24	30.00
		Ch 151 : 5755 MHz	12.08	13.45	15.83	1.24	30.00
		Ch 159 : 5795 MHz	13.62	14.17	16.92	1.24	30.00
	802.11ac 80M	Ch 138 : 5690 MHz	-4.11	-4.26	-1.17	0.77	30.00
		Ch 155: 5775 MHz	11.63	12.57	15.14	0.77	30.00

Registration number: W6M22211-22321-C-54
FCC ID: 2ARGX-NGAP

ANT A
5.15 GHz ~ 5.25 GHz

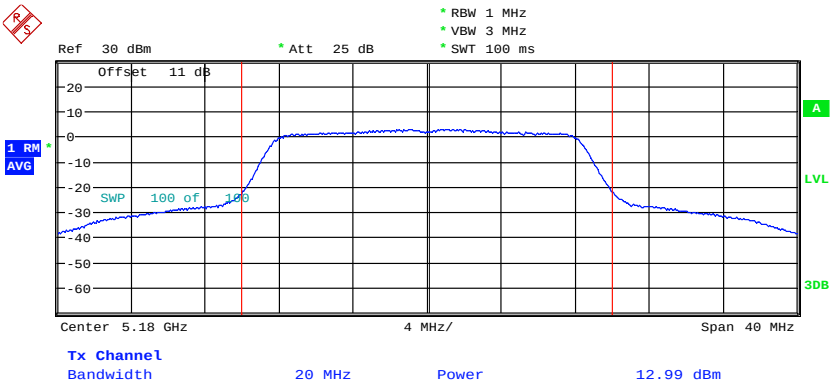

MAXIMUM CONDUCTED POWER ANT1_11aCH36
Date: 16.MAY.2023 11:44:28

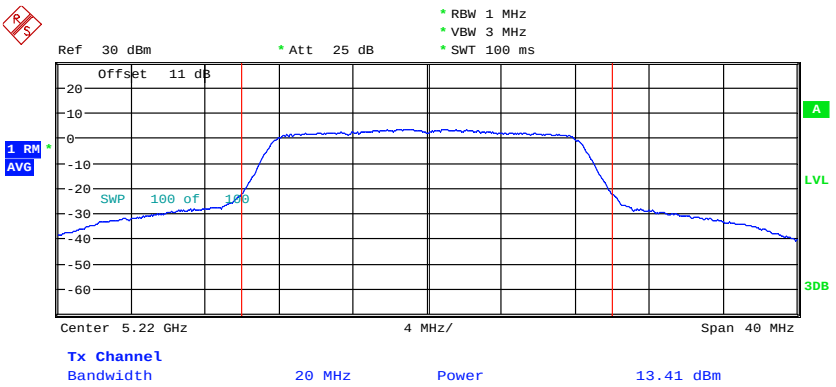

MAXIMUM CONDUCTED POWER ANT1_11aCH44
Date: 16.MAY.2023 11:48:13

Registration number: W6M22211-22321-C-54
FCC ID: 2ARGX-NGAP

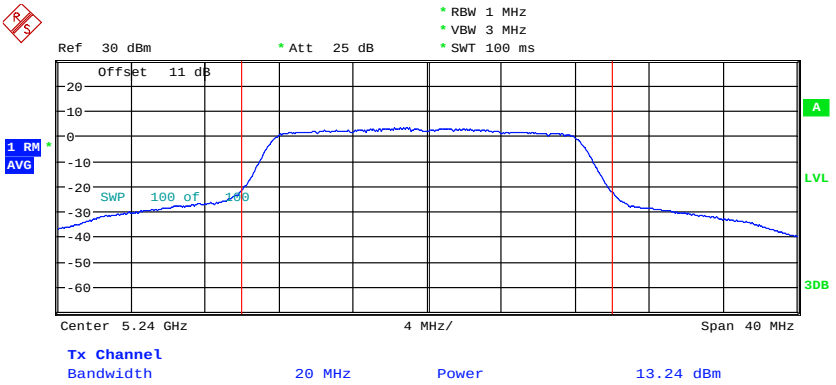

MAXIMUM CONDUCTED POWER ANT1_11aCH48

Date: 16.MAY.2023 11:51:23

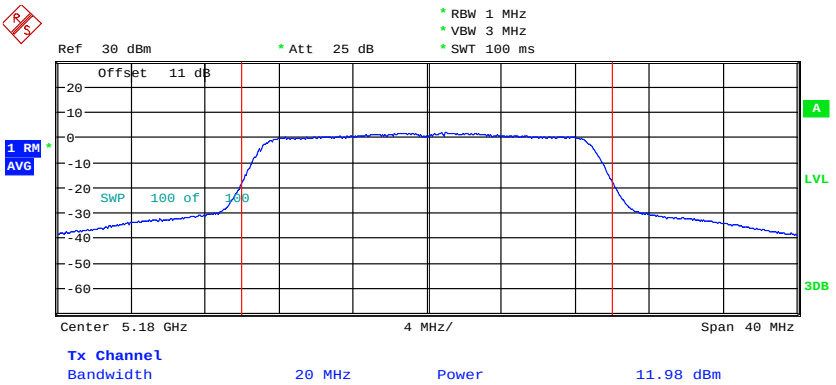

MAXIMUM CONDUCTED POWER ANT1_11n20CH36

Date: 16.MAY.2023 11:52:38

Registration number: W6M22211-22321-C-54
FCC ID: 2ARGX-NGAP

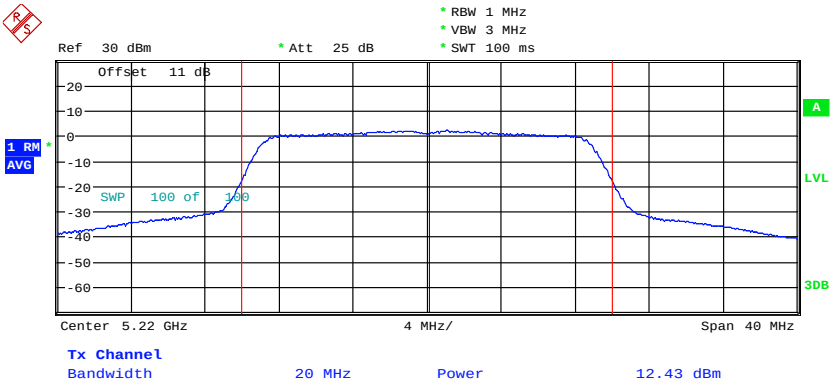

MAXIMUM CONDUCTED POWER ANT1_11n20CH44

Date: 16.MAY.2023 11:55:07

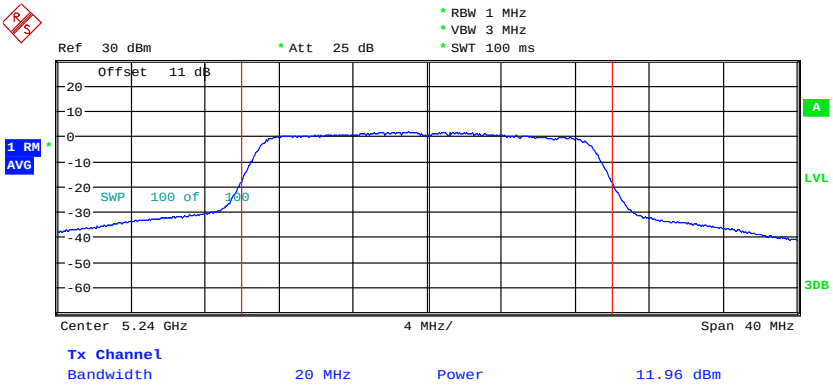

MAXIMUM CONDUCTED POWER ANT1_11n20CH48

Date: 16.MAY.2023 11:56:15

Registration number: W6M22211-22321-C-54
FCC ID: 2ARGX-NGAP

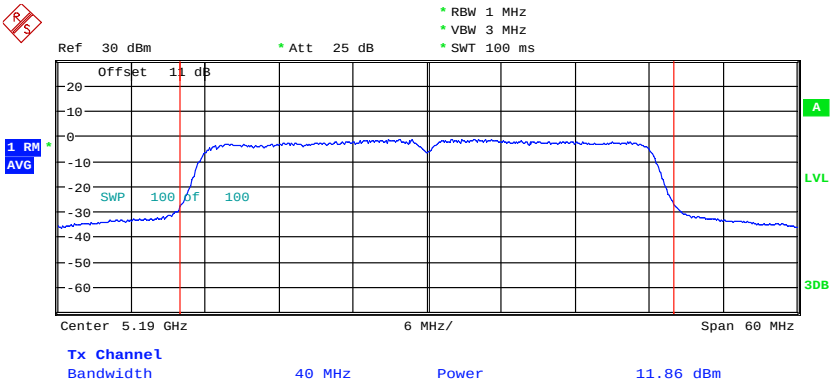

MAXIMUM CONDUCTED POWER ANT1_11n40CH38

Date: 16.MAY.2023 11:58:45

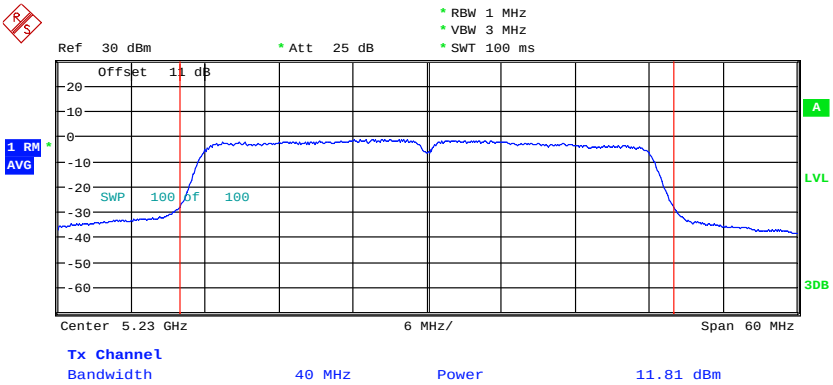

MAXIMUM CONDUCTED POWER ANT1_11n40CH46

Date: 16.MAY.2023 11:59:53

Registration number: W6M22211-22321-C-54
FCC ID: 2ARGX-NGAP

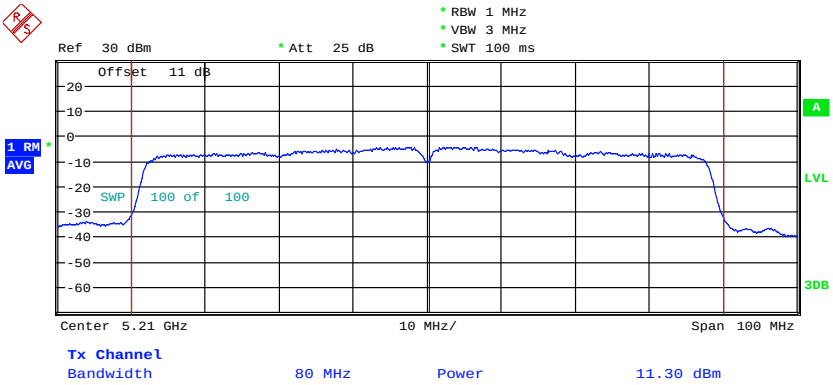

MAXIMUM CONDUCTED POWER ANT1_11ac80CH42
Date: 16.MAY.2023 12:03:31

5.25 GHz ~ 5.35 GHz

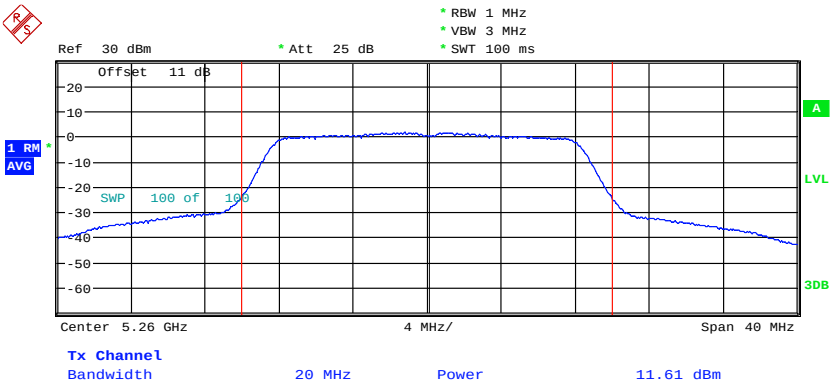

MAXIMUM CONDUCTED POWER ANT1_11aCH52
Date: 16.MAY.2023 12:44:39

Registration number: W6M22211-22321-C-54
FCC ID: 2ARGX-NGAP

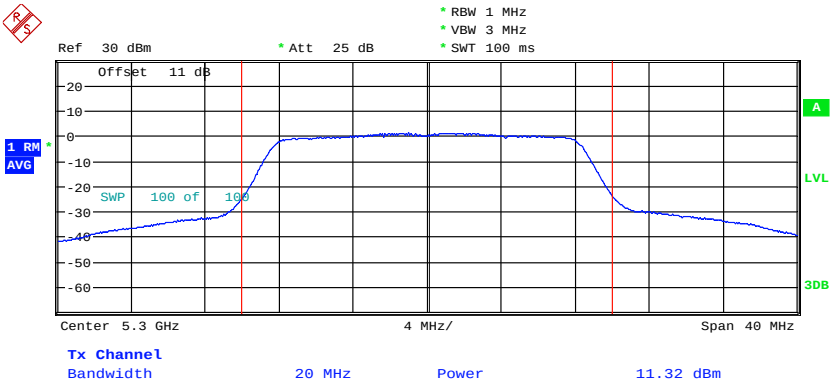

MAXIMUM CONDUCTED POWER ANT1_11aCH60

Date: 16.MAY.2023 12:45:40

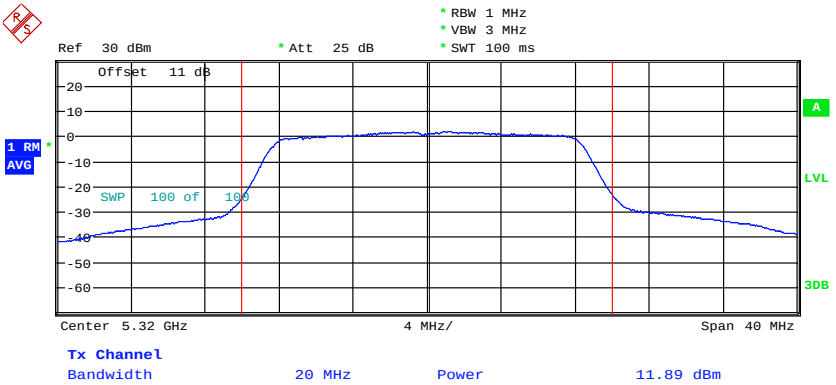

MAXIMUM CONDUCTED POWER ANT1_11aCH64

Date: 16.MAY.2023 12:49:32

Registration number: W6M22211-22321-C-54
FCC ID: 2ARGX-NGAP

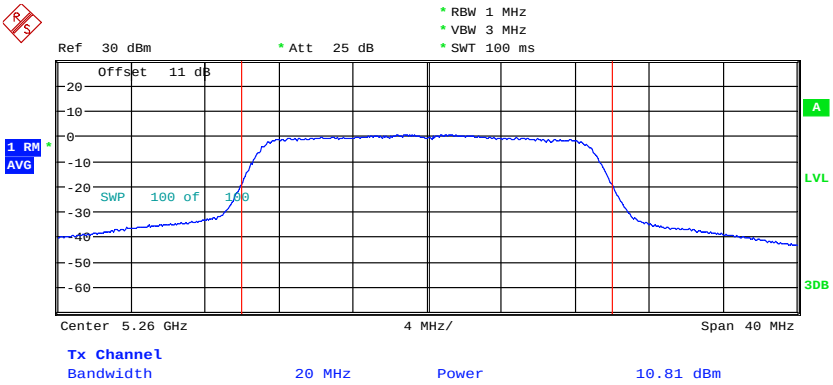

MAXIMUM CONDUCTED POWER ANT1_11n20CH52

Date: 16.MAY.2023 12:38:25

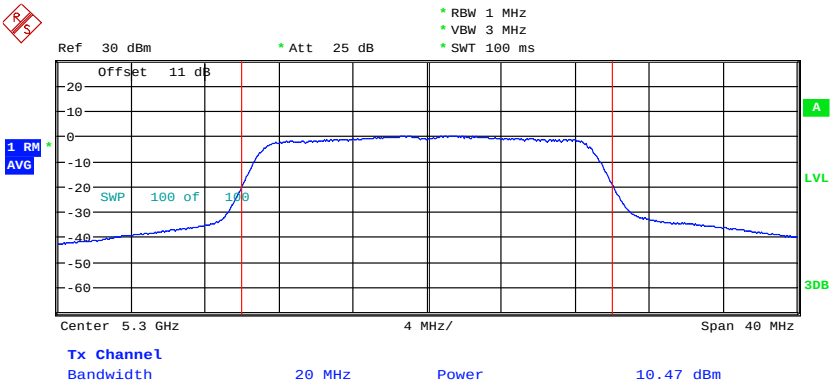

MAXIMUM CONDUCTED POWER ANT1_11n20CH60

Date: 16.MAY.2023 12:39:33

Registration number: W6M22211-22321-C-54
FCC ID: 2ARGX-NGAP

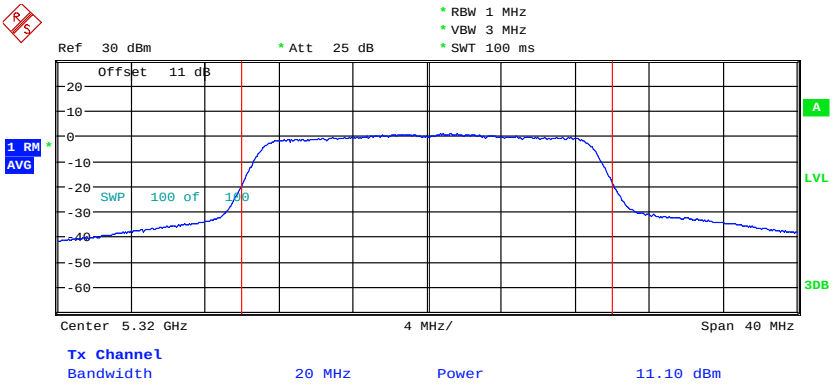

MAXIMUM CONDUCTED POWER ANT1_11n20CH64

Date: 16.MAY.2023 12:41:49

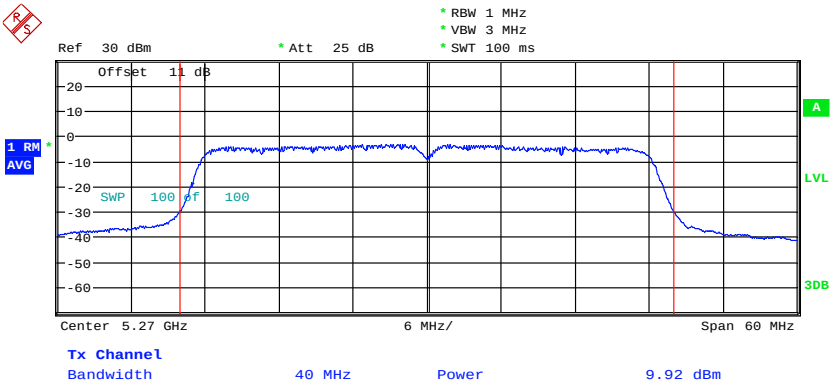

MAXIMUM CONDUCTED POWER ANT1_11n40CH54

Date: 16.MAY.2023 12:34:20

Registration number: W6M22211-22321-C-54
FCC ID: 2ARGX-NGAP

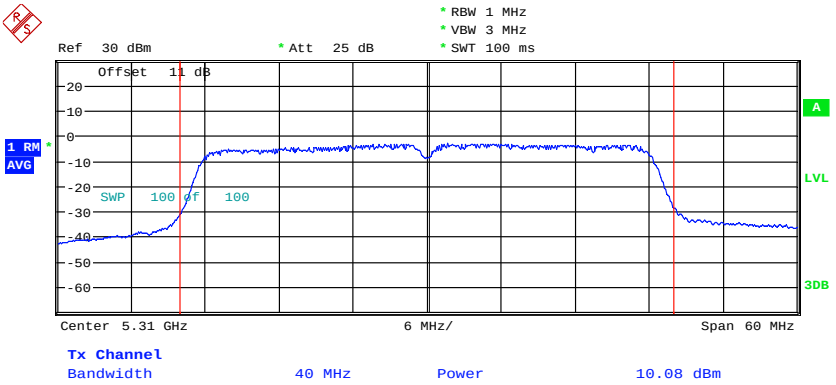

MAXIMUM CONDUCTED POWER ANT1_11n40CH62

Date: 16.MAY.2023 12:35:49

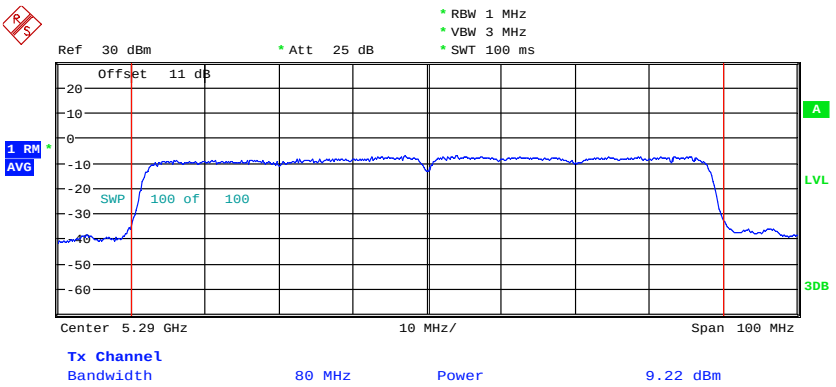

MAXIMUM CONDUCTED POWER ANT1_11ac80CH58

Date: 16.MAY.2023 12:31:10

Registration number: W6M22211-22321-C-54
FCC ID: 2ARGX-NGAP

5.47 GHz ~ 5.725 GHz

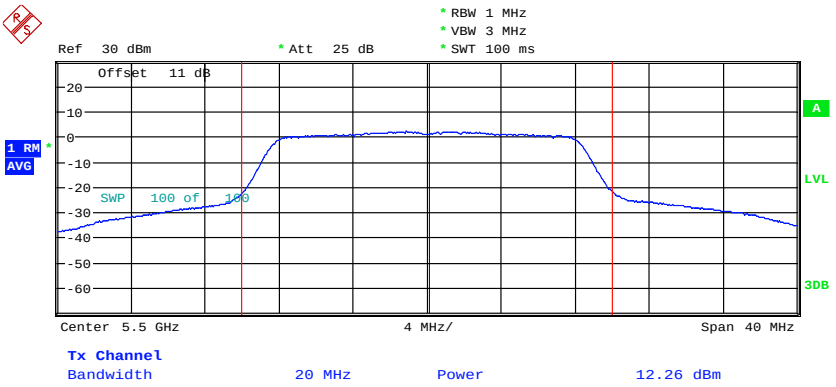

MAXIMUM CONDUCTED POWER ANT1_11aCH100

Date: 16.MAY.2023 12:55:05

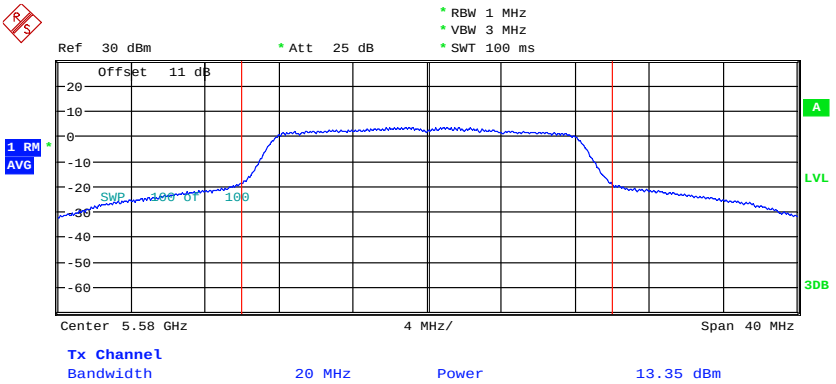

MAXIMUM CONDUCTED POWER ANT1_11aCH116

Date: 16.MAY.2023 12:56:13

Registration number: W6M22211-22321-C-54
FCC ID: 2ARGX-NGAP

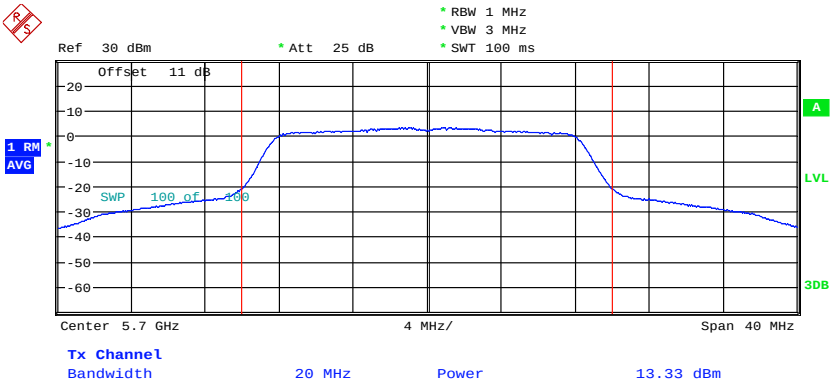

MAXIMUM CONDUCTED POWER ANT1_11aCH140

Date: 16.MAY.2023 12:59:30

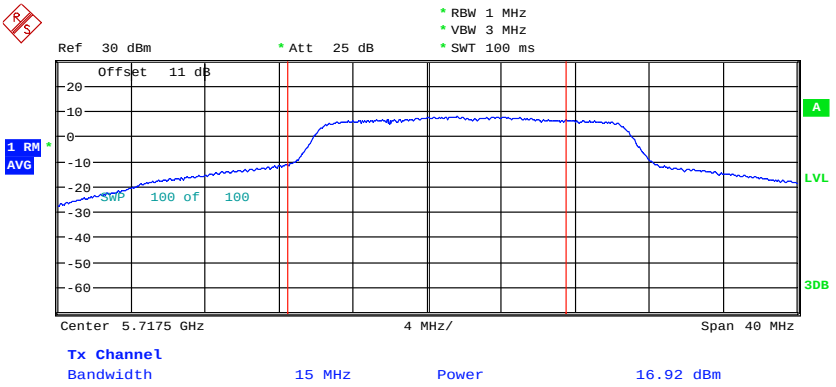

MAXIMUM CONDUCTED POWER ANT1_11aCH144

Date: 16.JUN.2023 09:00:54

Registration number: W6M22211-22321-C-54
FCC ID: 2ARGX-NGAP

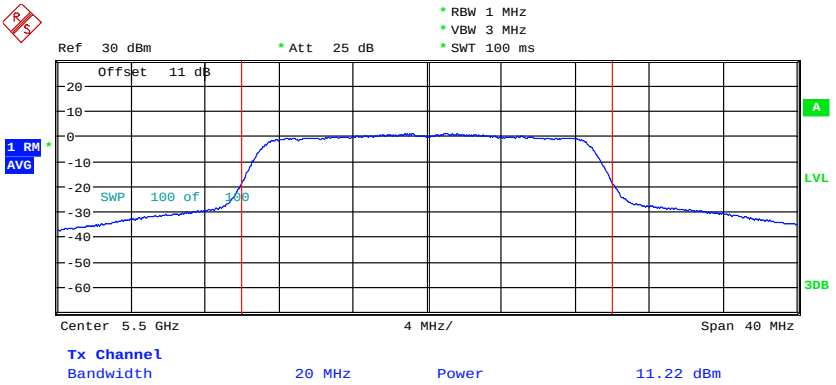

MAXIMUM CONDUCTED POWER ANT1_11n20CH100

Date: 16.MAY.2023 13:00:52

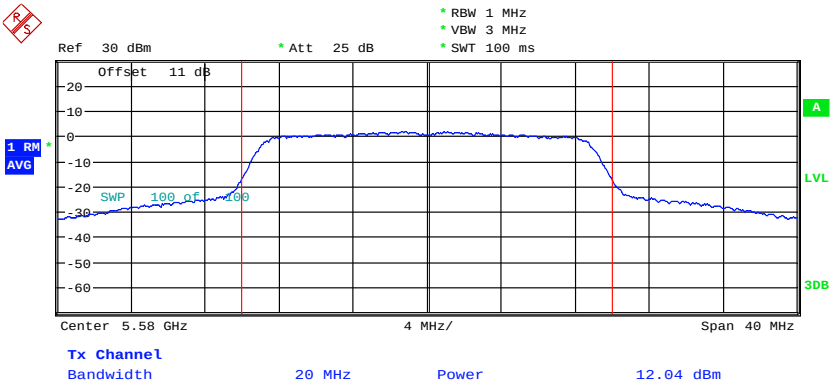

MAXIMUM CONDUCTED POWER ANT1_11n20CH116

Date: 16.MAY.2023 13:04:02

Registration number: W6M22211-22321-C-54
FCC ID: 2ARGX-NGAP

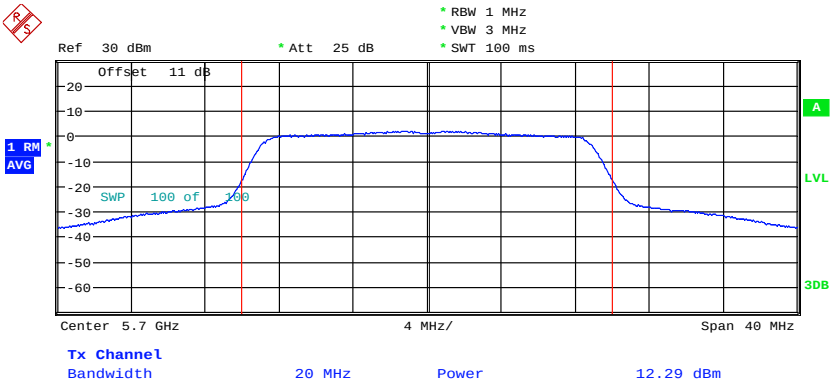

MAXIMUM CONDUCTED POWER ANT1_11n20CH140

Date: 16.MAY.2023 13:05:30

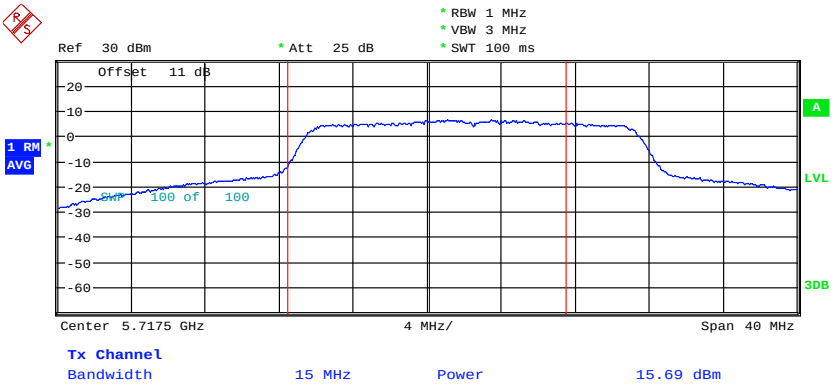

MAXIMUM CONDUCTED POWER ANT1_11n20CH144

Date: 16.JUN.2023 09:00:31

Registration number: W6M22211-22321-C-54
FCC ID: 2ARGX-NGAP

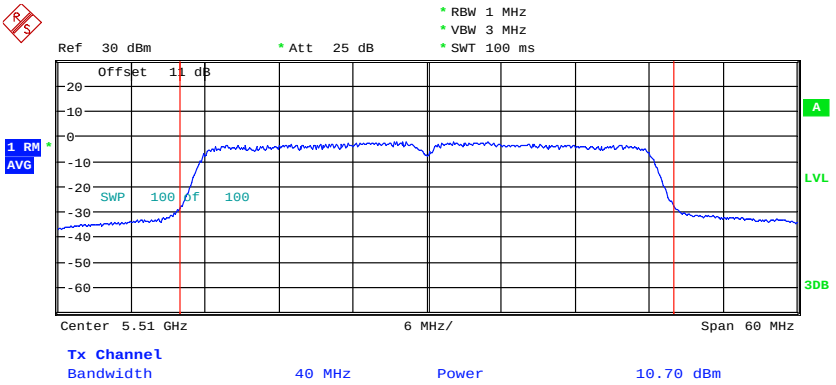

MAXIMUM CONDUCTED POWER ANT1_11n40CH102

Date: 28.MAY.2023 19:08:41

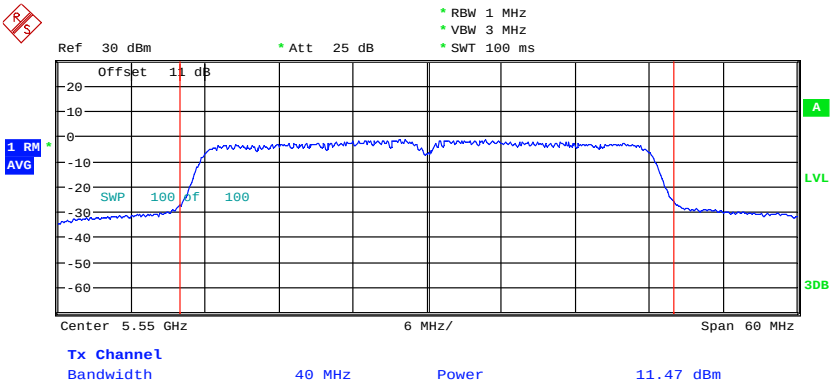

MAXIMUM CONDUCTED POWER ANT1_11n40CH110

Date: 16.MAY.2023 13:17:52

Registration number: W6M22211-22321-C-54
FCC ID: 2ARGX-NGAP

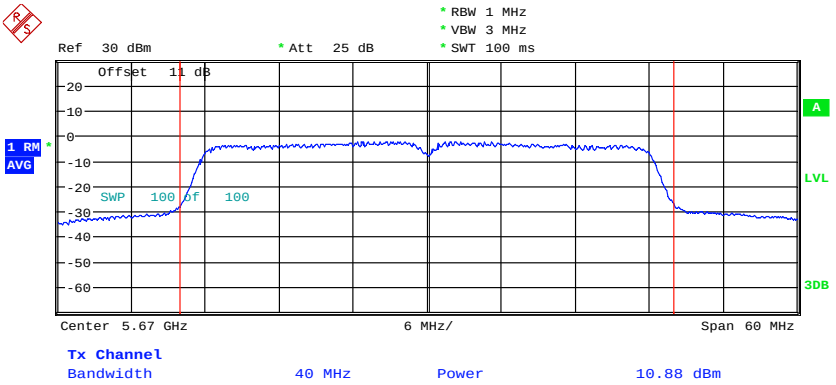

MAXIMUM CONDUCTED POWER ANT1_11n40CH134

Date: 28.MAY.2023 19:11:24

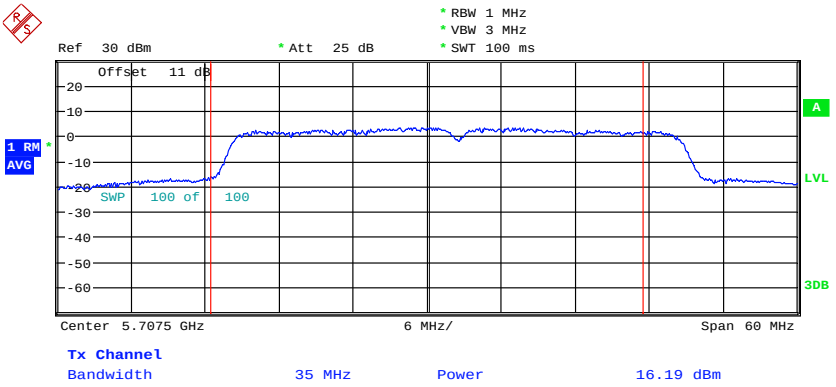

MAXIMUM CONDUCTED POWER ANT1_11n40CH142

Date: 16.JUN.2023 08:59:50

Registration number: W6M22211-22321-C-54
FCC ID: 2ARGX-NGAP

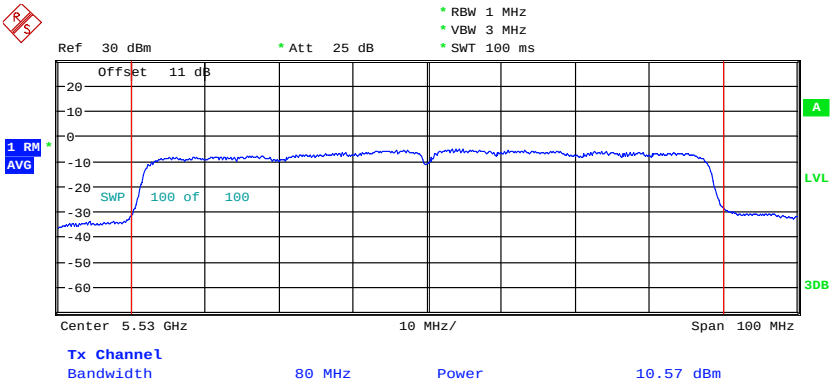

MAXIMUM CONDUCTED POWER ANT1_11ac80CH106

Date: 16.MAY.2023 13:20:28

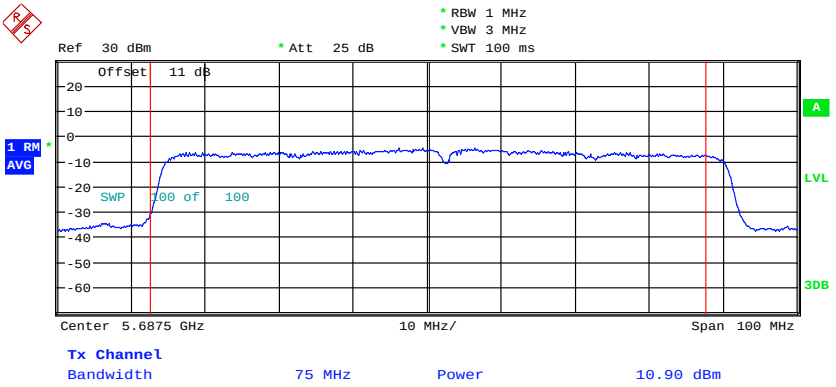

MAXIMUM CONDUCTED POWER ANT1_11ac80CH138

Date: 14.JUN.2023 16:14:41

Registration number: W6M22211-22321-C-54
FCC ID: 2ARGX-NGAP

5.725 GHz ~ 5.85 GHz

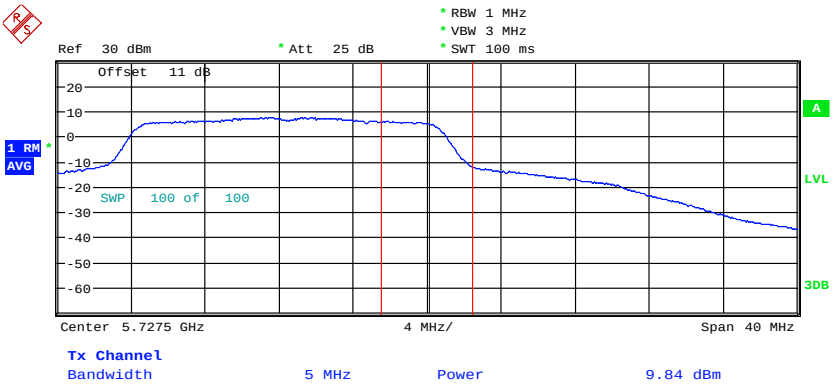

MAXIMUM CONDUCTED POWER ANT1_11aCH144

Date: 16.JUN.2023 09:05:15

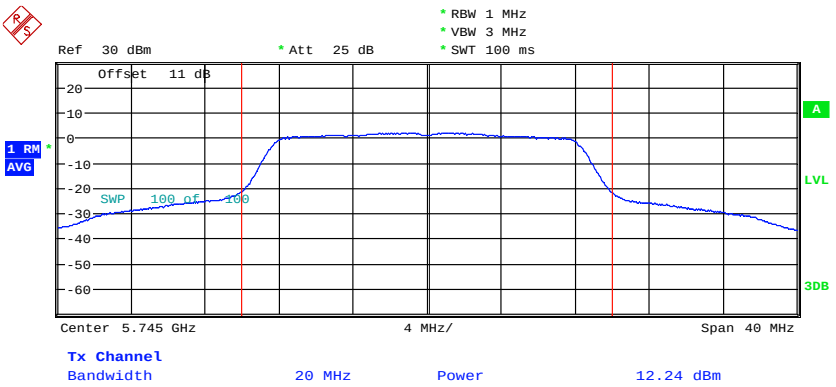

MAXIMUM CONDUCTED POWER ANT1_11aCH149

Date: 16.MAY.2023 15:06:13

Registration number: W6M22211-22321-C-54
FCC ID: 2ARGX-NGAP

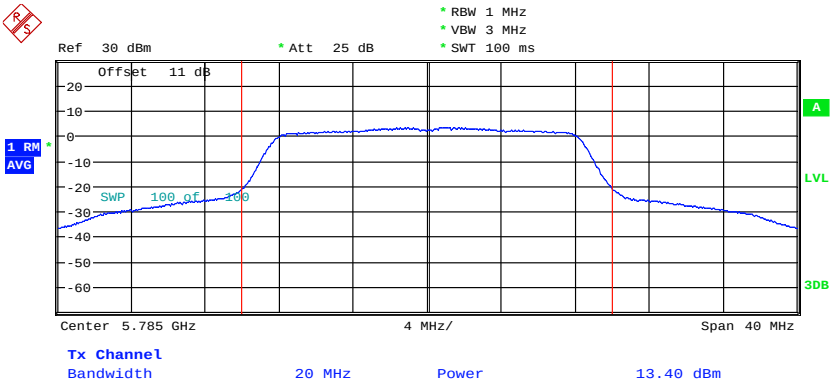

MAXIMUM CONDUCTED POWER ANT1_11aCH157

Date: 16.MAY.2023 15:08:22

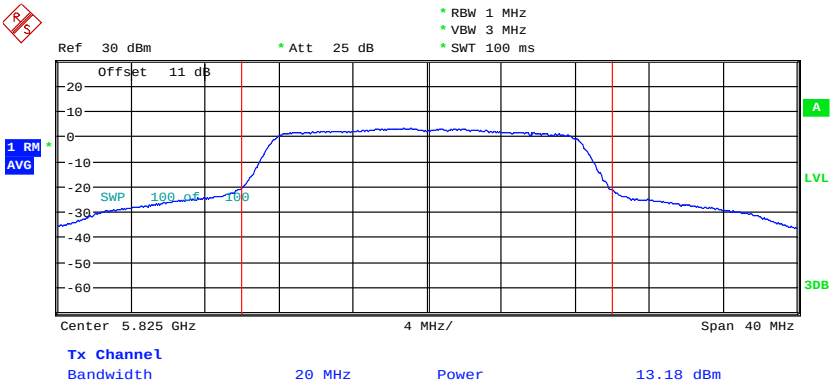

MAXIMUM CONDUCTED POWER ANT1_11aCH165

Date: 16.MAY.2023 15:09:30

Registration number: W6M22211-22321-C-54
FCC ID: 2ARGX-NGAP

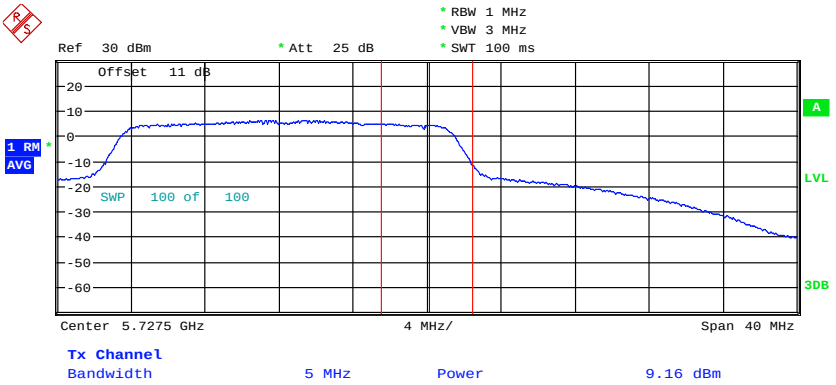

MAXIMUM CONDUCTED POWER ANT1_11n20CH144

Date: 16.JUN.2023 09:05:38

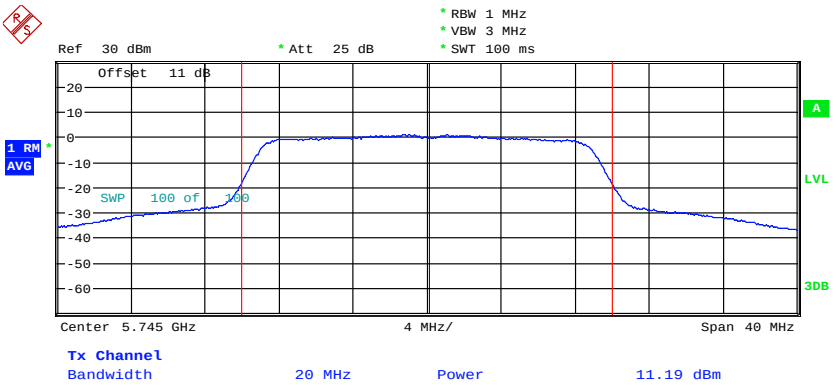

MAXIMUM CONDUCTED POWER ANT1_11n20CH149

Date: 16.MAY.2023 15:01:34

Registration number: W6M22211-22321-C-54
FCC ID: 2ARGX-NGAP

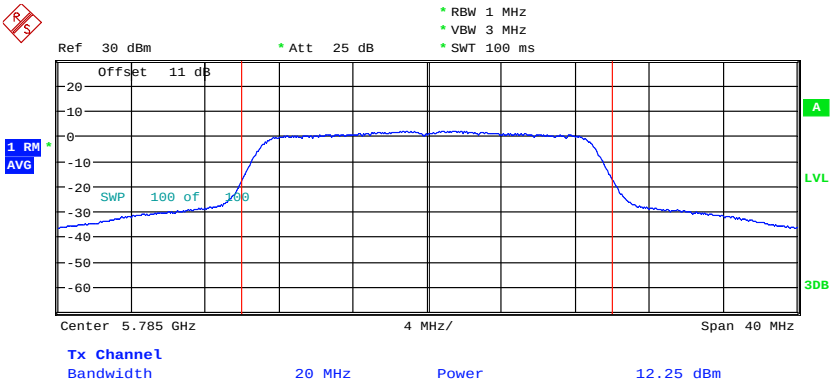

MAXIMUM CONDUCTED POWER ANT1_11n20CH157

Date: 16.MAY.2023 15:02:49

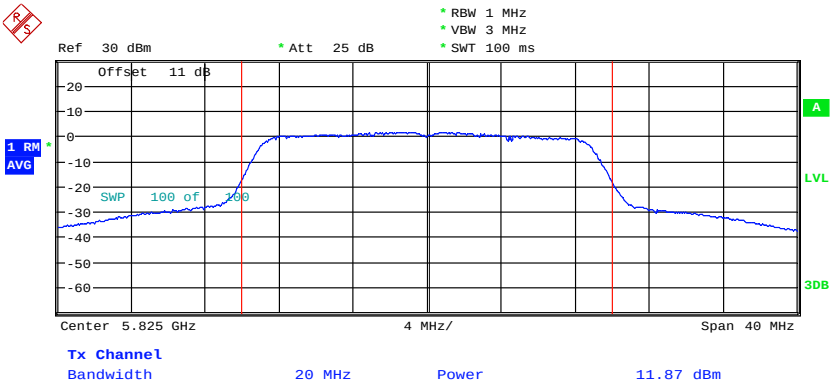

MAXIMUM CONDUCTED POWER ANT1_11n20CH165

Date: 16.MAY.2023 15:04:48

Registration number: W6M22211-22321-C-54
FCC ID: 2ARGX-NGAP

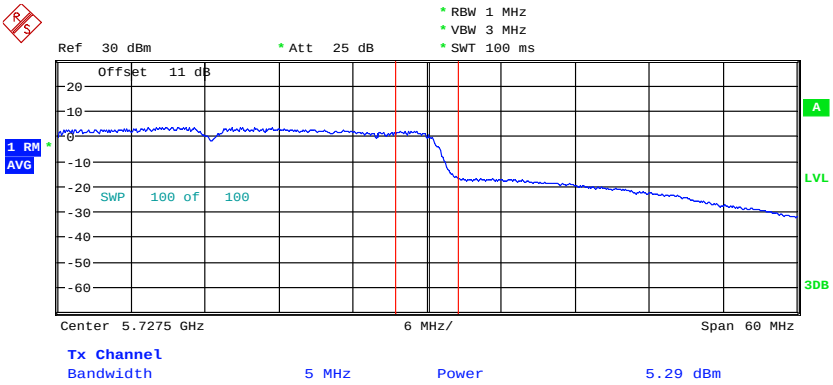

MAXIMUM CONDUCTED POWER ANT1_11n40CH142

Date: 16.JUN.2023 09:06:13

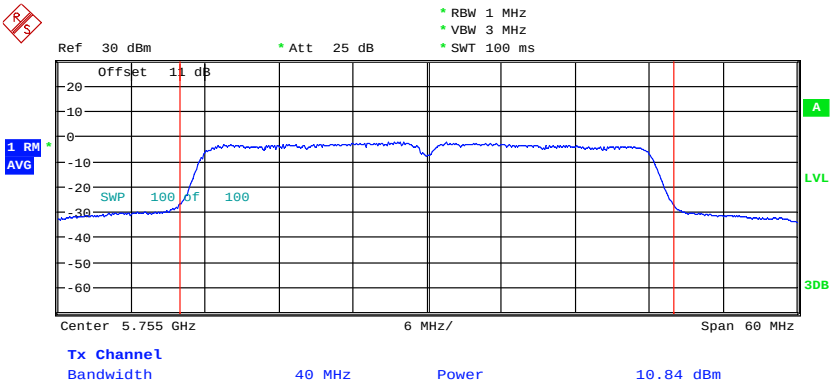

MAXIMUM CONDUCTED POWER ANT1_11n40CH151

Date: 16.MAY.2023 14:55:13

Registration number: W6M22211-22321-C-54
FCC ID: 2ARGX-NGAP

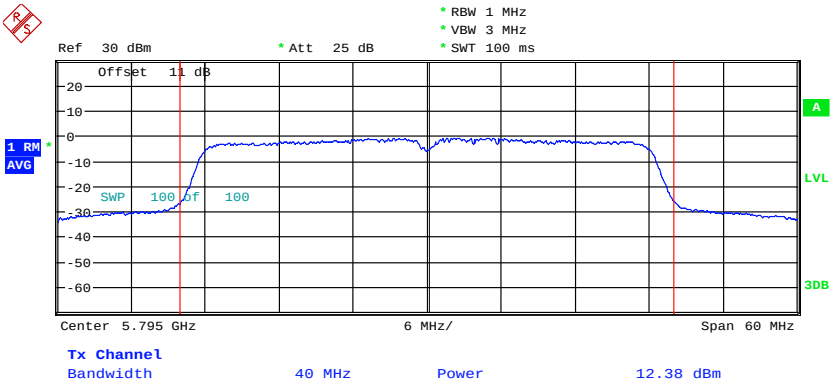

MAXIMUM CONDUCTED POWER ANT1_11n40CH159

Date: 16.MAY.2023 14:58:10

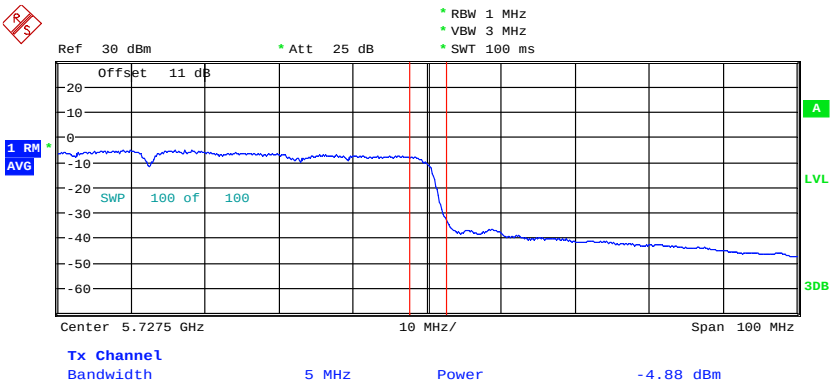

MAXIMUM CONDUCTED POWER ANT1_11ac80CH138

Date: 14.JUN.2023 16:13:51

Registration number: W6M22211-22321-C-54
FCC ID: 2ARGX-NGAP

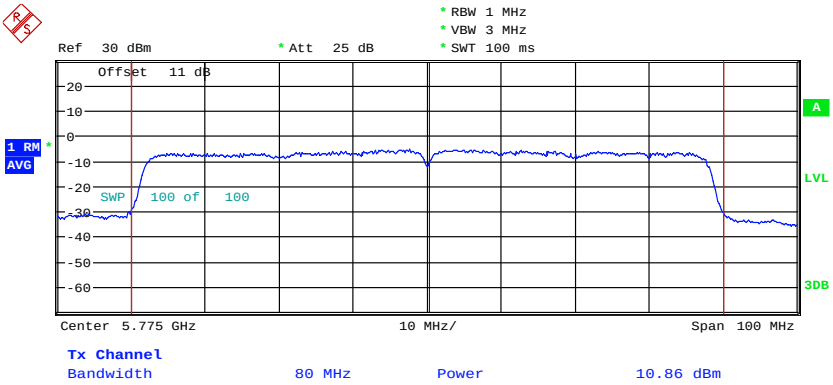

MAXIMUM CONDUCTED POWER ANT1_11ac80CH155
Date: 16.MAY.2023 14:50:55

ANT B
5.15 GHz ~ 5.25 GHz

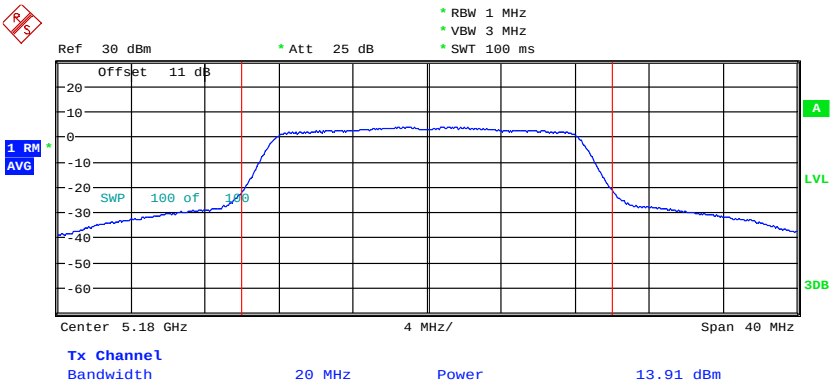

MAXIMUM CONDUCTED POWER ANT2_11aCH36
Date: 16.MAY.2023 16:15:48

Registration number: W6M22211-22321-C-54
FCC ID: 2ARGX-NGAP

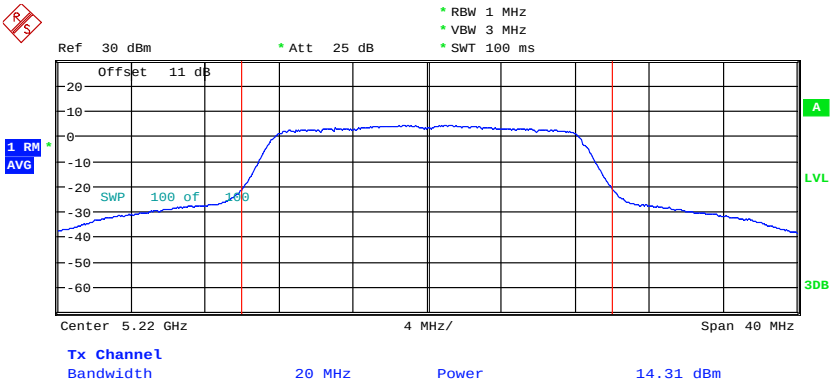

MAXIMUM CONDUCTED POWER ANT2_11aCH44

Date: 16.MAY.2023 16:16:56

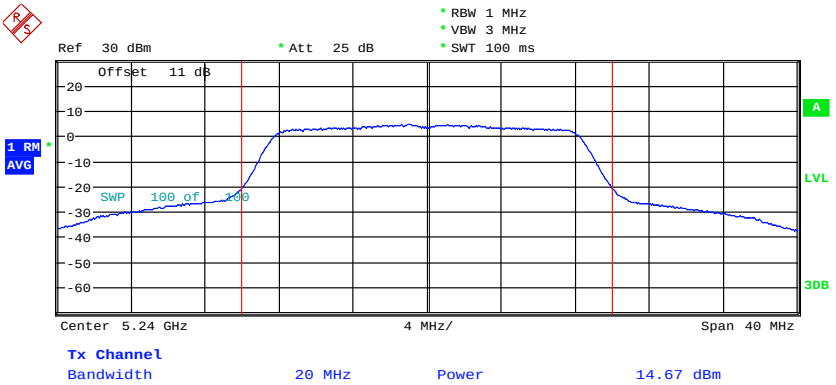

MAXIMUM CONDUCTED POWER ANT2_11aCH48

Date: 16.MAY.2023 16:19:39

Registration number: W6M22211-22321-C-54
FCC ID: 2ARGX-NGAP

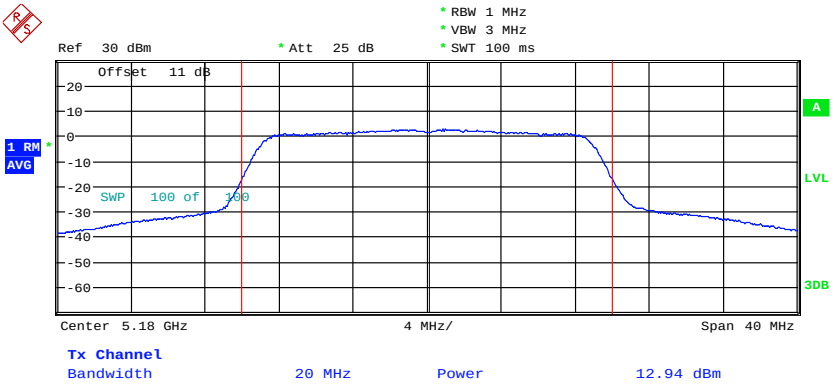

MAXIMUM CONDUCTED POWER ANT2_11n20CH36

Date: 16.MAY.2023 16:21:01

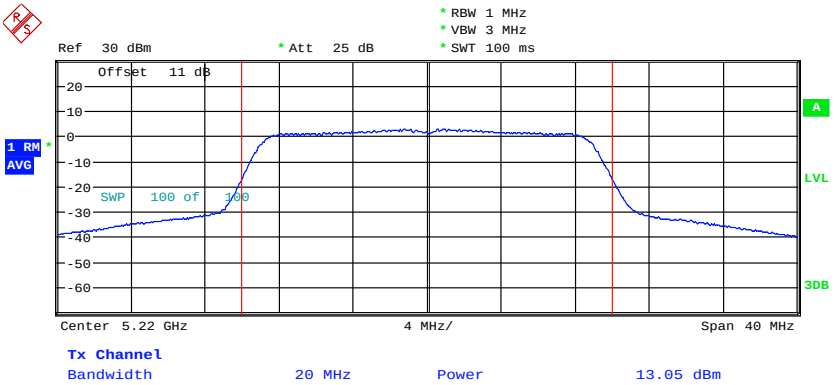

MAXIMUM CONDUCTED POWER ANT2_11n20CH44

Date: 16.MAY.2023 16:32:21

Registration number: W6M22211-22321-C-54
FCC ID: 2ARGX-NGAP

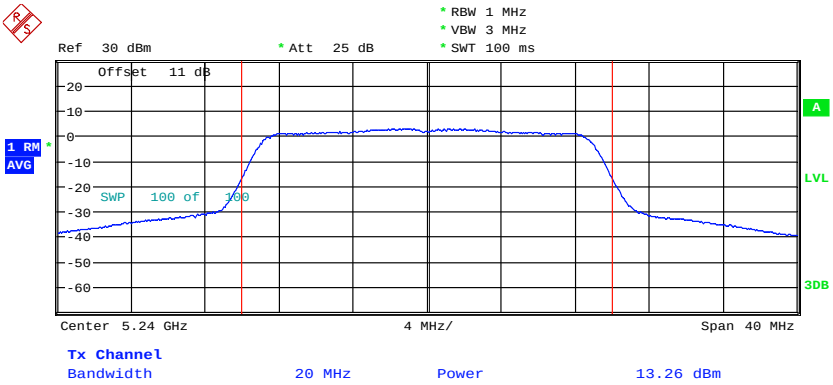

MAXIMUM CONDUCTED POWER ANT2_11n20CH48

Date: 16.MAY.2023 16:33:36

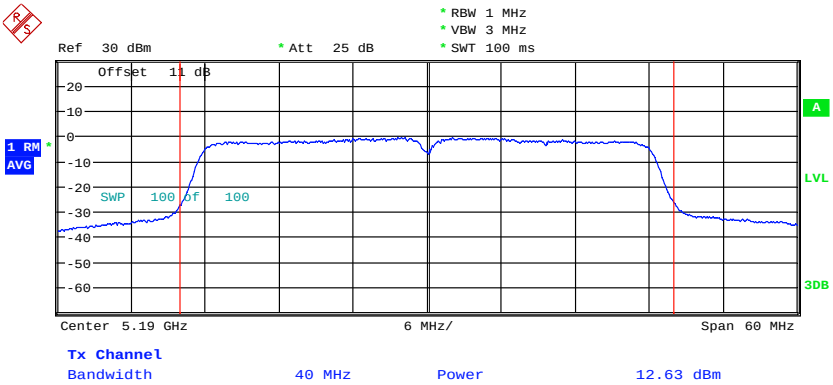

MAXIMUM CONDUCTED POWER ANT2_11n40CH38

Date: 16.MAY.2023 16:35:59

Registration number: W6M22211-22321-C-54
FCC ID: 2ARGX-NGAP

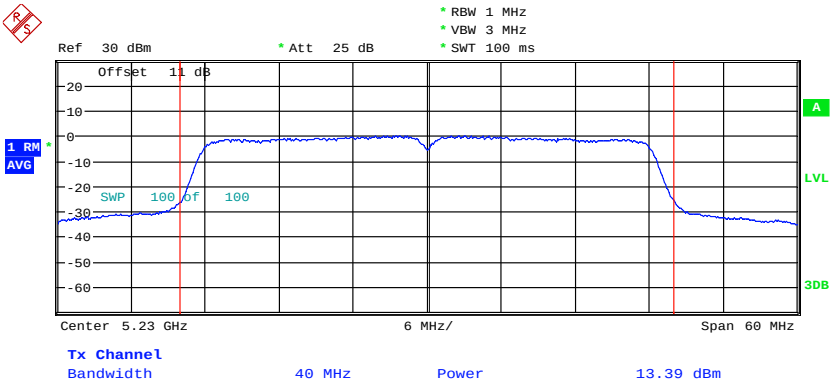

MAXIMUM CONDUCTED POWER ANT2_11n40CH46

Date: 16.MAY.2023 16:37:13

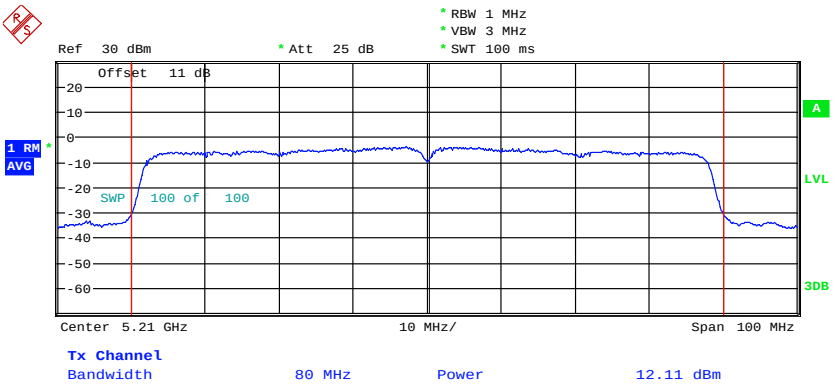

MAXIMUM CONDUCTED POWER ANT2_11ac80CH42

Date: 16.MAY.2023 16:43:27

Registration number: W6M22211-22321-C-54
FCC ID: 2ARGX-NGAP

5.25 GHz ~ 5.35 GHz

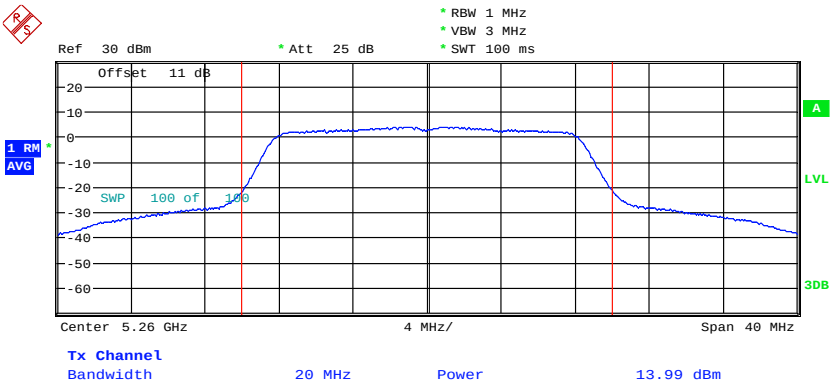

MAXIMUM CONDUCTED POWER ANT2_11aCH52

Date: 16.MAY.2023 17:00:14

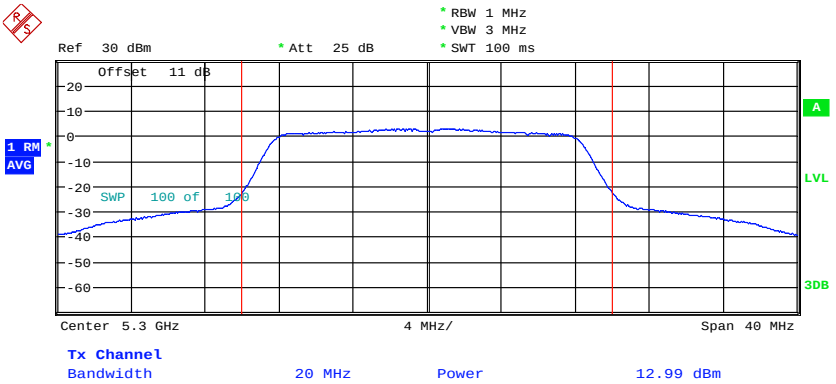

MAXIMUM CONDUCTED POWER ANT2_11aCH60

Date: 16.MAY.2023 17:02:23

Registration number: W6M22211-22321-C-54
FCC ID: 2ARGX-NGAP

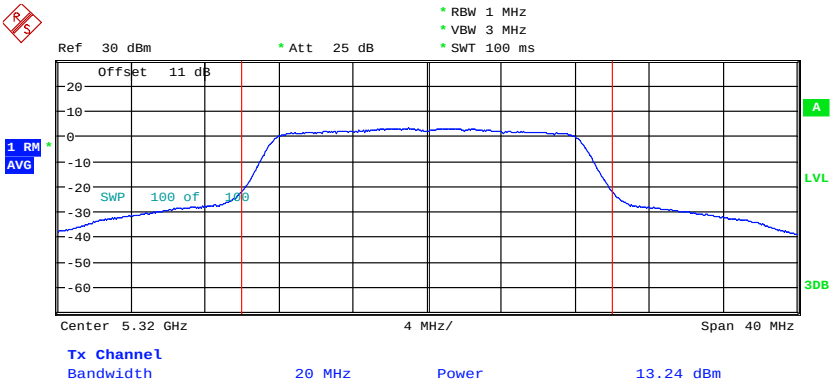

MAXIMUM CONDUCTED POWER ANT2_11aCH64

Date: 16.MAY.2023 17:03:24

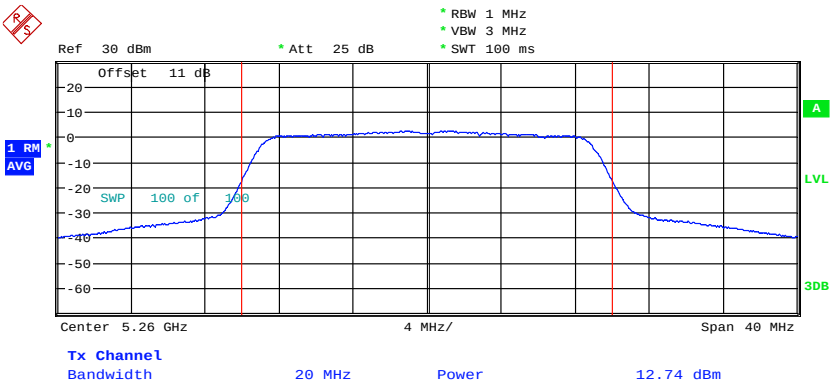

MAXIMUM CONDUCTED POWER ANT2_11n20CH52

Date: 16.MAY.2023 16:55:55

Registration number: W6M22211-22321-C-54
FCC ID: 2ARGX-NGAP

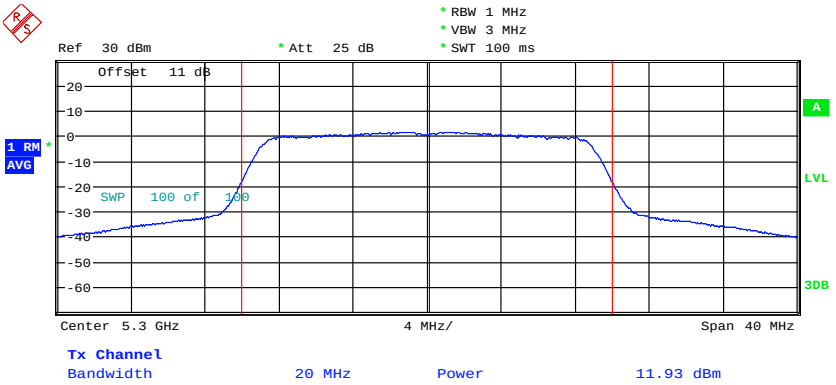

MAXIMUM CONDUCTED POWER ANT2_11n20CH60

Date: 16.MAY.2023 16:56:57

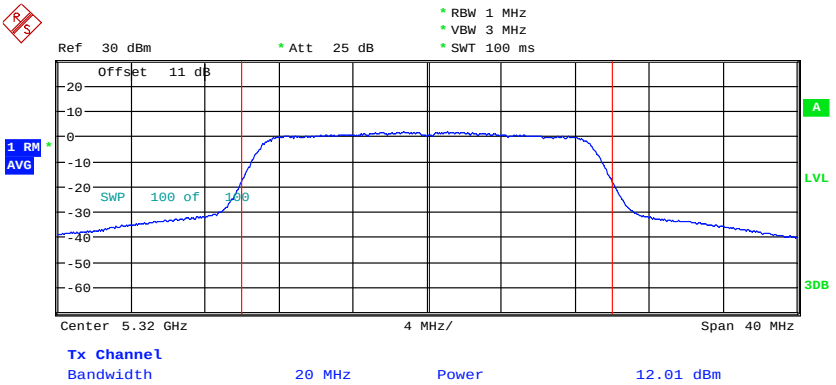

MAXIMUM CONDUCTED POWER ANT2_11n20CH64

Date: 16.MAY.2023 16:59:06

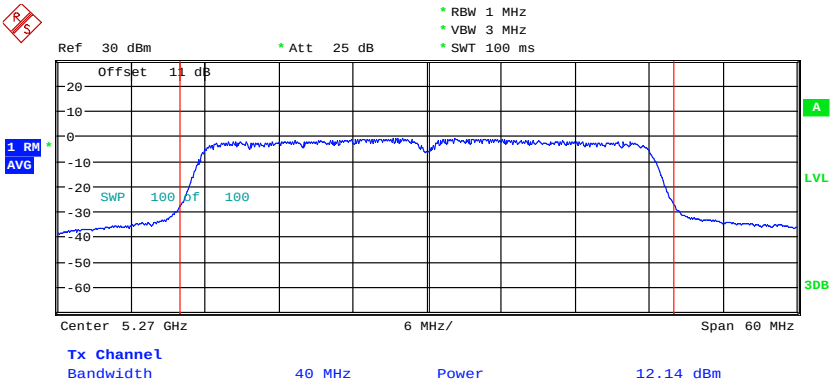

MAXIMUM CONDUCTED POWER ANT2_11n40CH54

Date: 16.MAY.2023 16:52:45

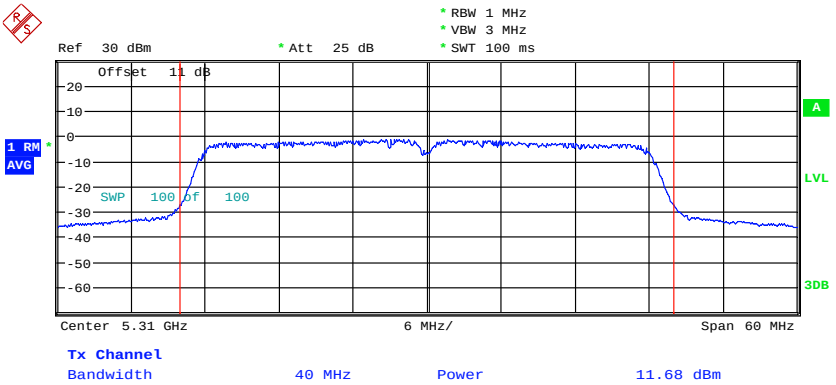

MAXIMUM CONDUCTED POWER ANT2_11n40CH62

Date: 16.MAY.2023 16:53:46

Registration number: W6M22211-22321-C-54
FCC ID: 2ARGX-NGAP

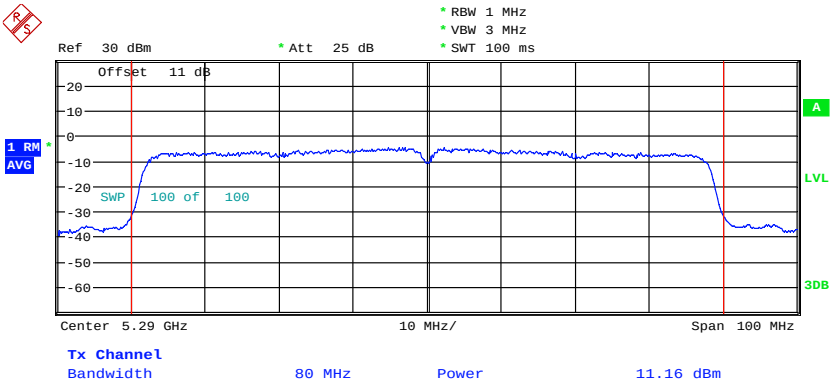

MAXIMUM CONDUCTED POWER ANT2_11ac80CH58
Date: 16.MAY.2023 16:40:51

5.47 GHz ~ 5.725 GHz

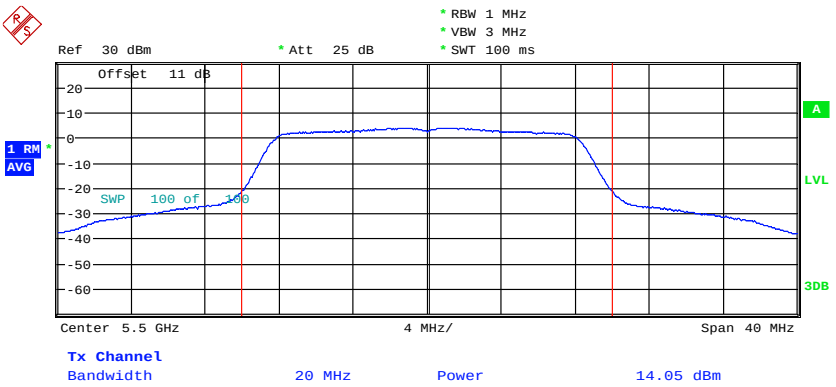

MAXIMUM CONDUCTED POWER ANT2_11aCH100
Date: 16.MAY.2023 17:30:43

Registration number: W6M22211-22321-C-54
FCC ID: 2ARGX-NGAP

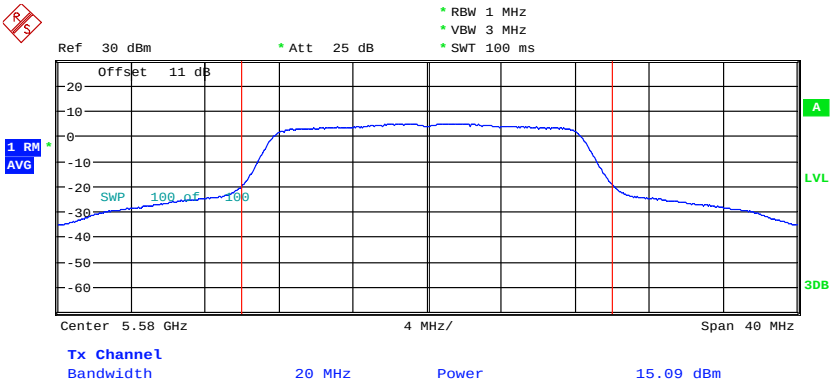

MAXIMUM CONDUCTED POWER ANT2_11aCH116

Date: 16.MAY.2023 17:31:51

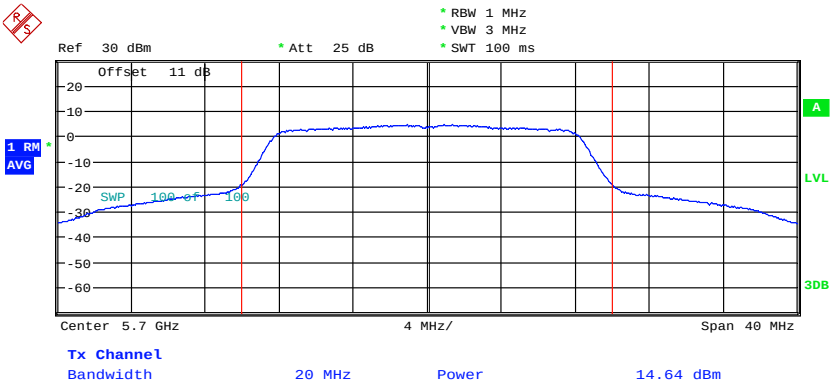

MAXIMUM CONDUCTED POWER ANT2_11aCH140

Date: 16.MAY.2023 17:33:54

Registration number: W6M22211-22321-C-54
FCC ID: 2ARGX-NGAP

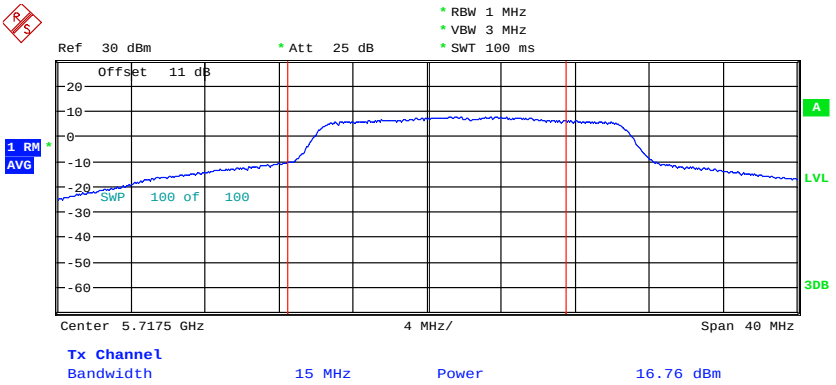

MAXIMUM CONDUCTED POWER ANT2_11aCH144

Date: 16.JUN.2023 08:54:17

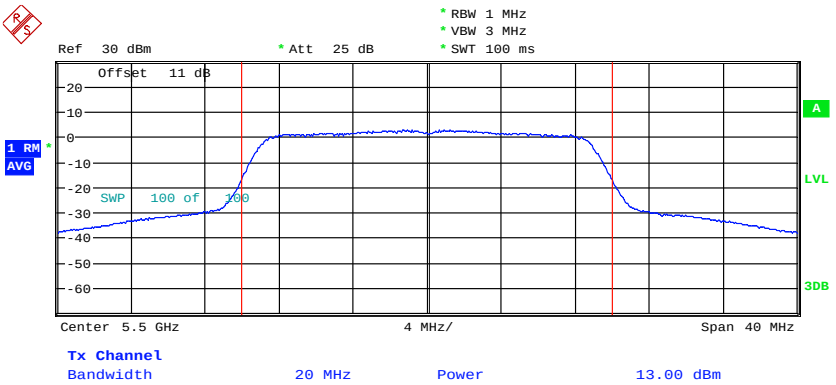

MAXIMUM CONDUCTED POWER ANT2_11n20CH100

Date: 16.MAY.2023 17:24:16

Registration number: W6M22211-22321-C-54
FCC ID: 2ARGX-NGAP

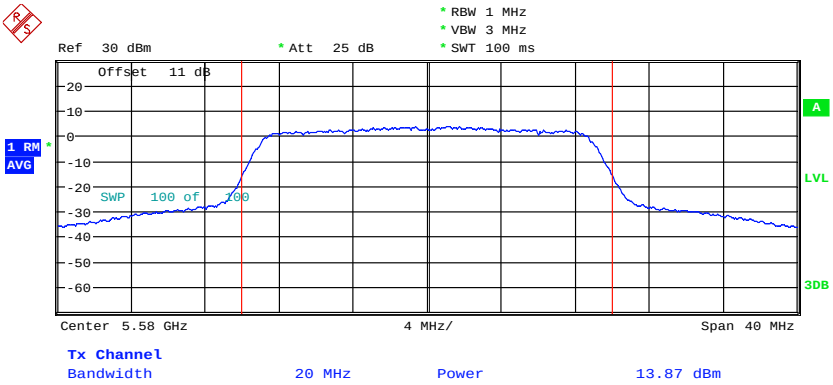

MAXIMUM CONDUCTED POWER ANT2_11n20CH116

Date: 16.MAY.2023 17:26:25

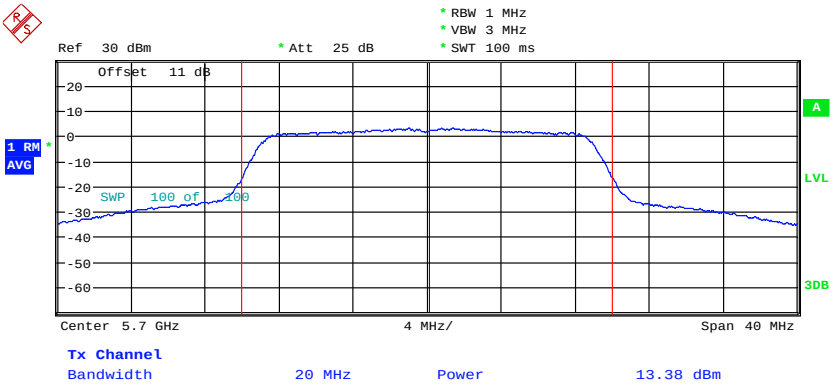

MAXIMUM CONDUCTED POWER ANT2_11n20CH140

Date: 16.MAY.2023 17:27:26

Registration number: W6M22211-22321-C-54
FCC ID: 2ARGX-NGAP

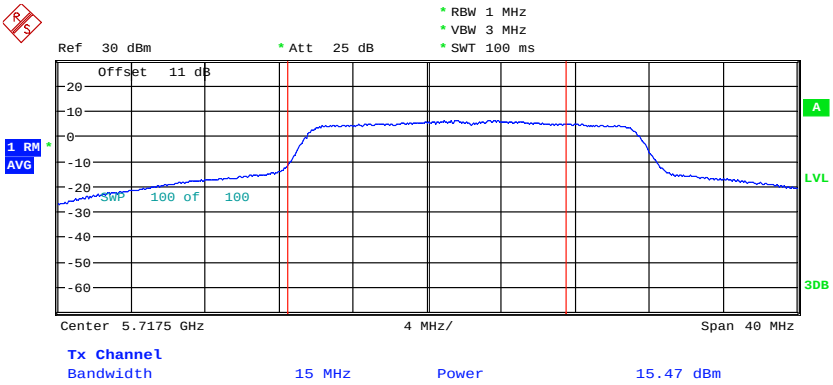

MAXIMUM CONDUCTED POWER ANT2_11n20CH144

Date: 16.JUN.2023 08:54:46

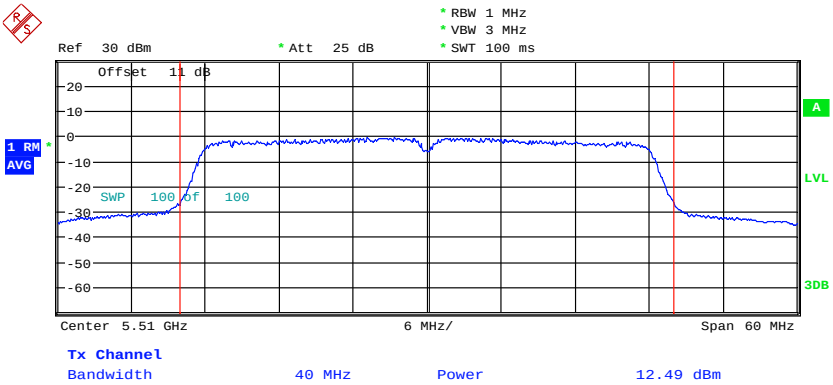

MAXIMUM CONDUCTED POWER ANT2_11n40CH102

Date: 16.MAY.2023 17:35:42

Registration number: W6M22211-22321-C-54
FCC ID: 2ARGX-NGAP

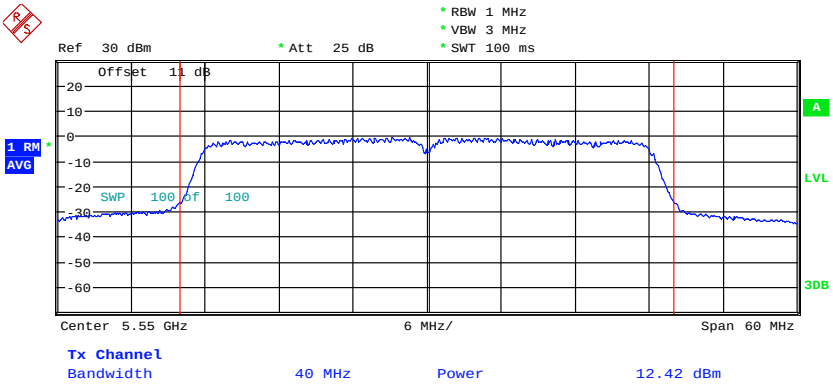

MAXIMUM CONDUCTED POWER ANT2_11n40CH110

Date: 16.MAY.2023 17:39:20

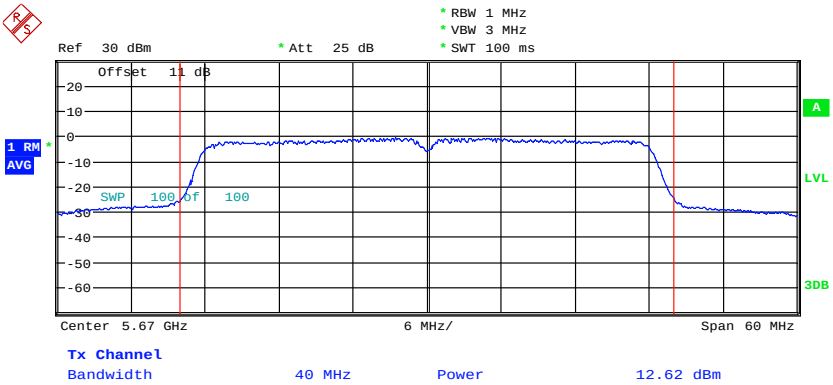

MAXIMUM CONDUCTED POWER ANT2_11n40CH134

Date: 16.MAY.2023 17:37:52

Registration number: W6M22211-22321-C-54
FCC ID: 2ARGX-NGAP

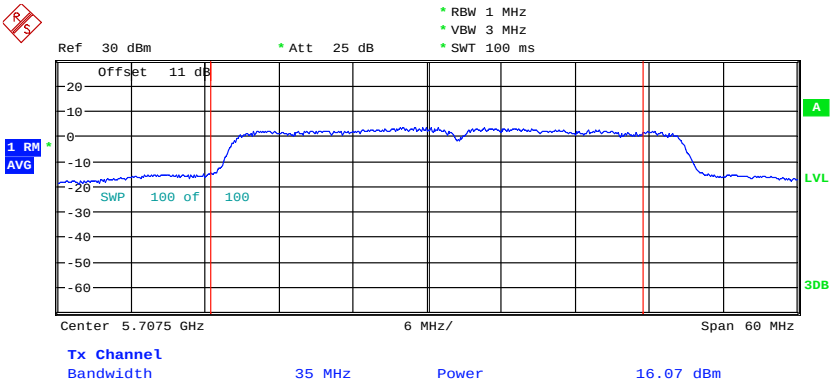

MAXIMUM CONDUCTED POWER ANT2_11n40CH142

Date: 16.JUN.2023 08:55:29

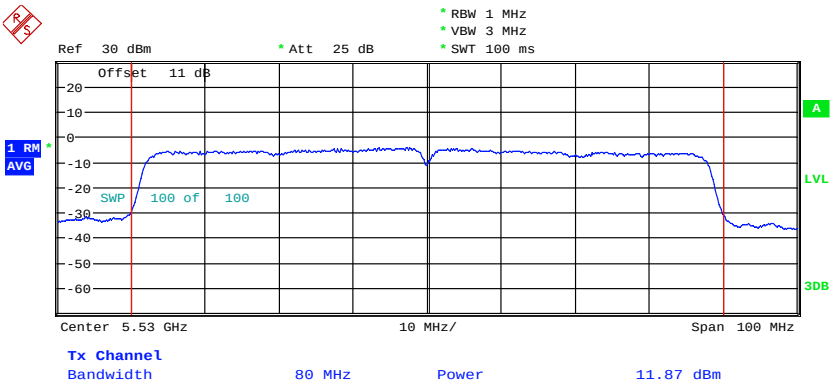

MAXIMUM CONDUCTED POWER ANT2_11ac80CH106

Date: 16.MAY.2023 17:41:43

Registration number: W6M22211-22321-C-54
FCC ID: 2ARGX-NGAP

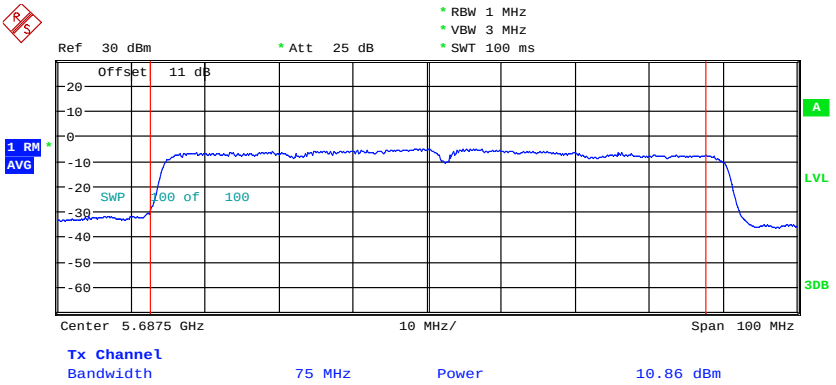

MAXIMUM CONDUCTED POWER ANT2_11ac80CH138
Date: 14.JUN.2023 16:32:14

5.725 GHz ~ 5.85 GHz

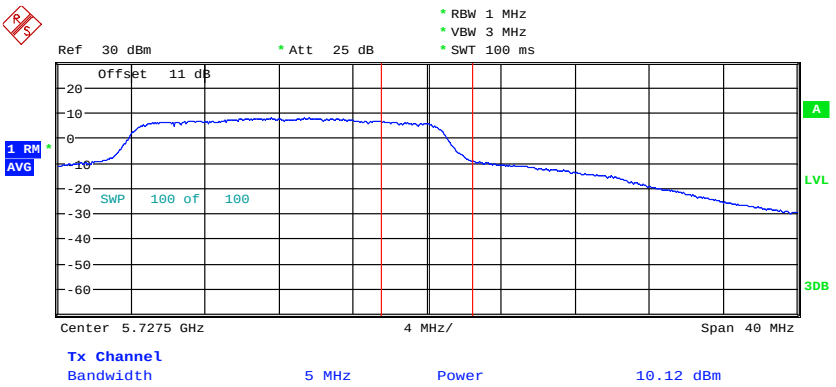

MAXIMUM CONDUCTED POWER ANT2_11aCH144
Date: 16.JUN.2023 09:10:32

Registration number: W6M22211-22321-C-54
FCC ID: 2ARGX-NGAP

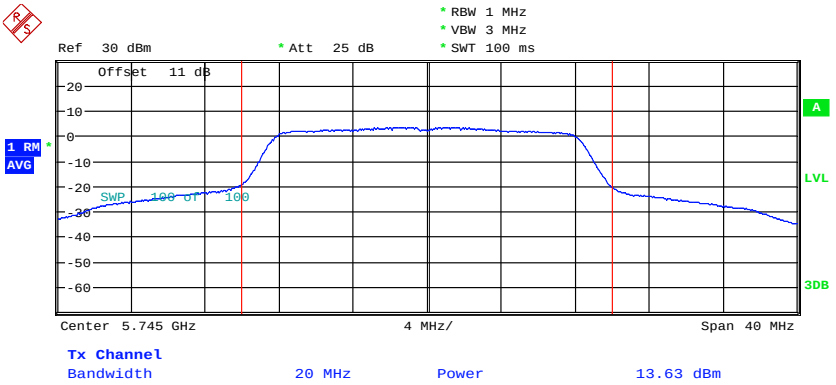

MAXIMUM CONDUCTED POWER ANT2_11aCH149

Date: 16.MAY.2023 15:20:09

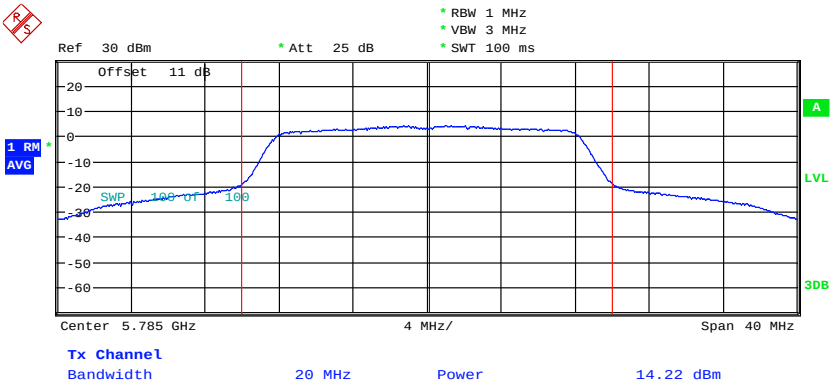

MAXIMUM CONDUCTED POWER ANT2_11aCH157

Date: 16.MAY.2023 15:22:46

Registration number: W6M22211-22321-C-54
FCC ID: 2ARGX-NGAP

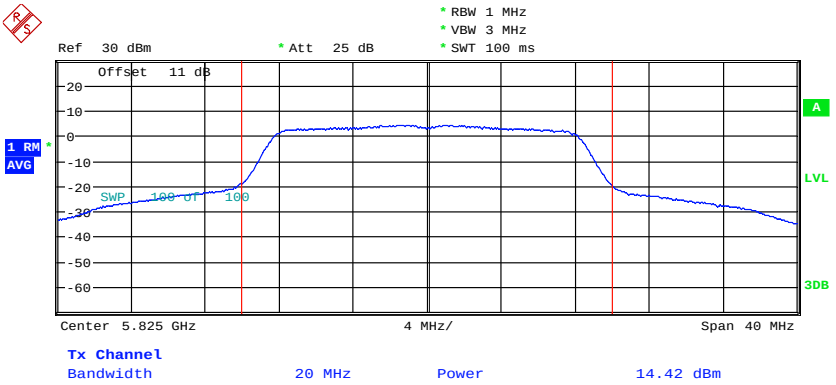

MAXIMUM CONDUCTED POWER ANT2_11aCH165

Date: 16.MAY.2023 15:23:47

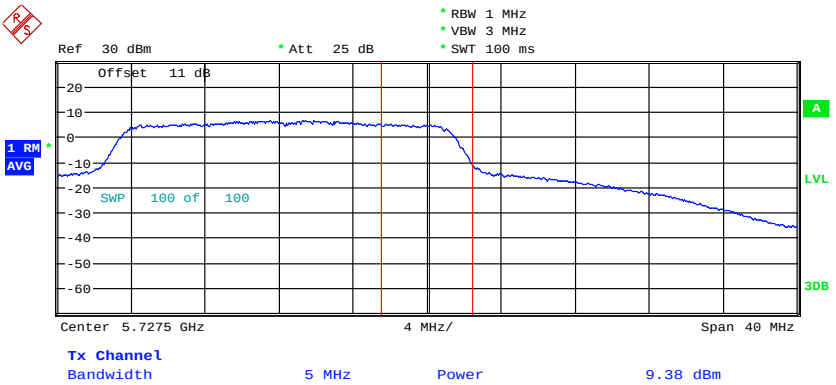

MAXIMUM CONDUCTED POWER ANT2_11n20CH144

Date: 16.JUN.2023 09:10:08

Registration number: W6M22211-22321-C-54
FCC ID: 2ARGX-NGAP

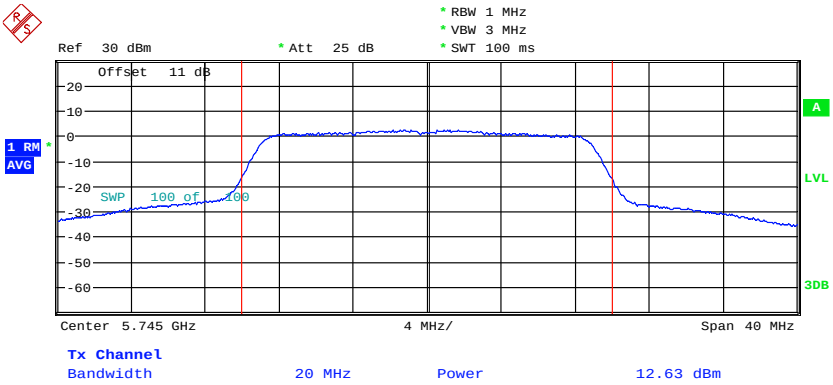

MAXIMUM CONDUCTED POWER ANT2_11n20CH149

Date: 16.MAY.2023 15:57:33

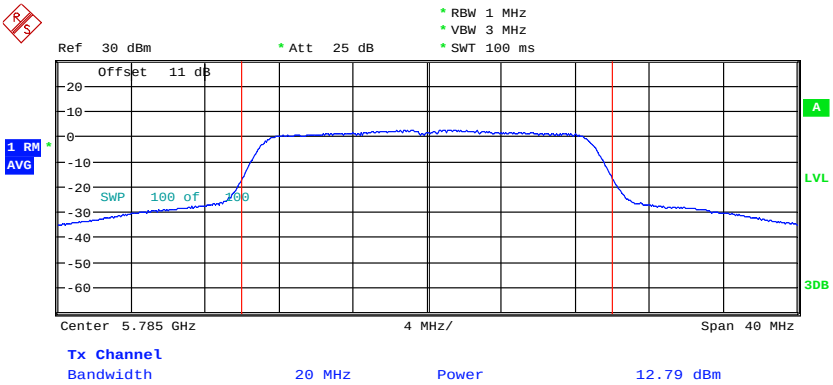

MAXIMUM CONDUCTED POWER ANT2_11n20CH157

Date: 16.MAY.2023 15:58:41

Registration number: W6M22211-22321-C-54
FCC ID: 2ARGX-NGAP

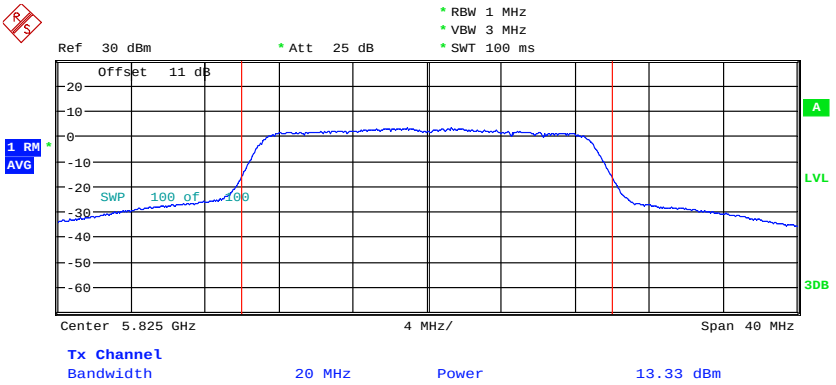

MAXIMUM CONDUCTED POWER ANT2_11n20CH165

Date: 16.MAY.2023 16:01:25

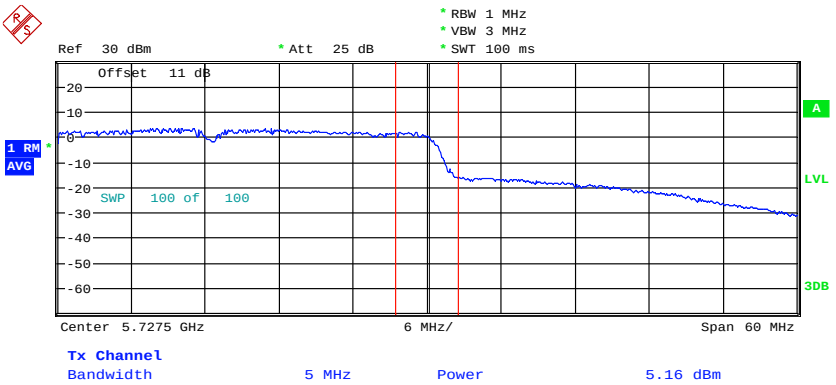

MAXIMUM CONDUCTED POWER ANT2_11n40CH142

Date: 16.JUN.2023 09:09:36

Registration number: W6M22211-22321-C-54
FCC ID: 2ARGX-NGAP

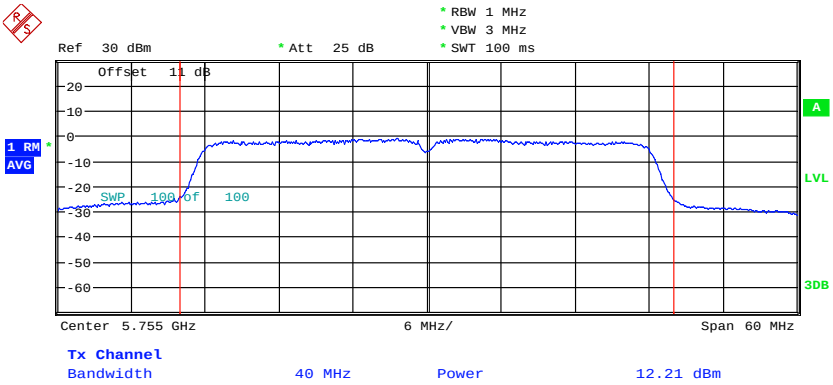

MAXIMUM CONDUCTED POWER ANT2_11n40CH151

Date: 16.MAY.2023 16:04:28

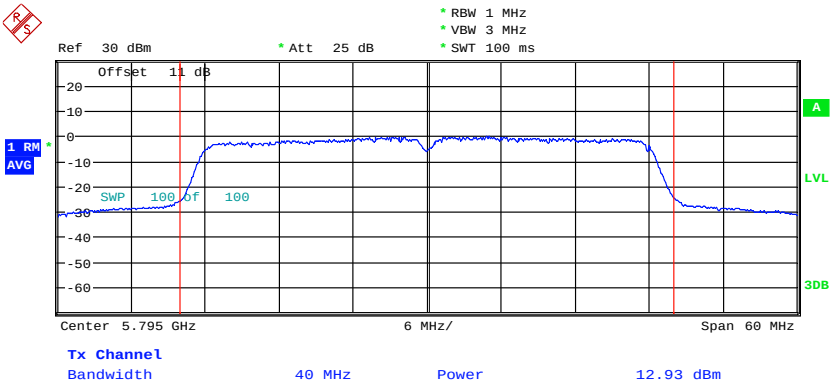

MAXIMUM CONDUCTED POWER ANT2_11n40CH159

Date: 16.MAY.2023 16:05:36

Registration number: W6M22211-22321-C-54
FCC ID: 2ARGX-NGAP

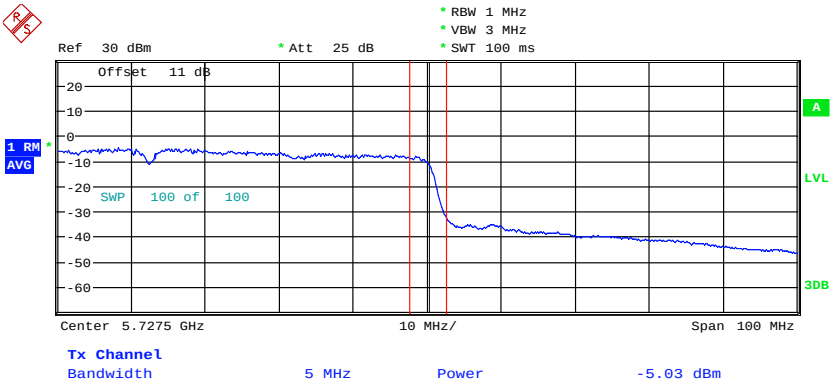

MAXIMUM CONDUCTED POWER ANT2_11ac80CH138
Date: 14.JUN.2023 16:32:52

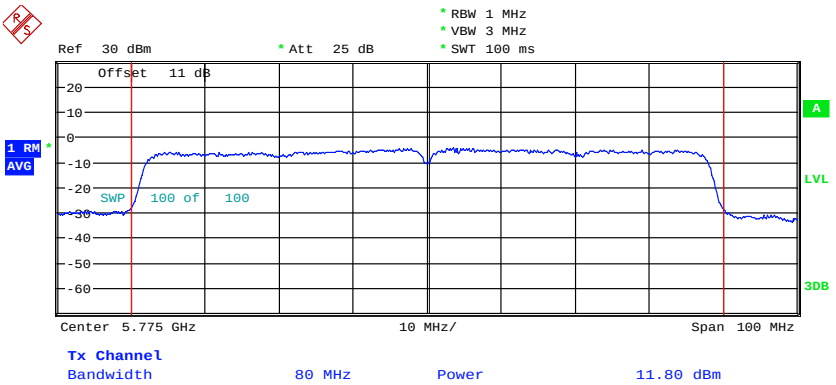

MAXIMUM CONDUCTED POWER ANT2_11ac80CH155
Date: 16.MAY.2023 16:08:53

Test equipment used: ETSTW-RE 055, ETSTW-RE 050

Registration number: W6M22211-22321-C-54
FCC ID: 2ARGX-NGAP

3.2 26dB emission bandwidth, 99% Occupied Bandwidth, FCC 15.407 (a)

According to §15.407(a). No Limit required.

Result:
Test date: May 16, 2023-June 02, 2023
Temperature: 28.0 ˚C
Humidity: 57.0 %
Tester: Sora

ANT A
5.15 GHz ~ 5.25 GHz

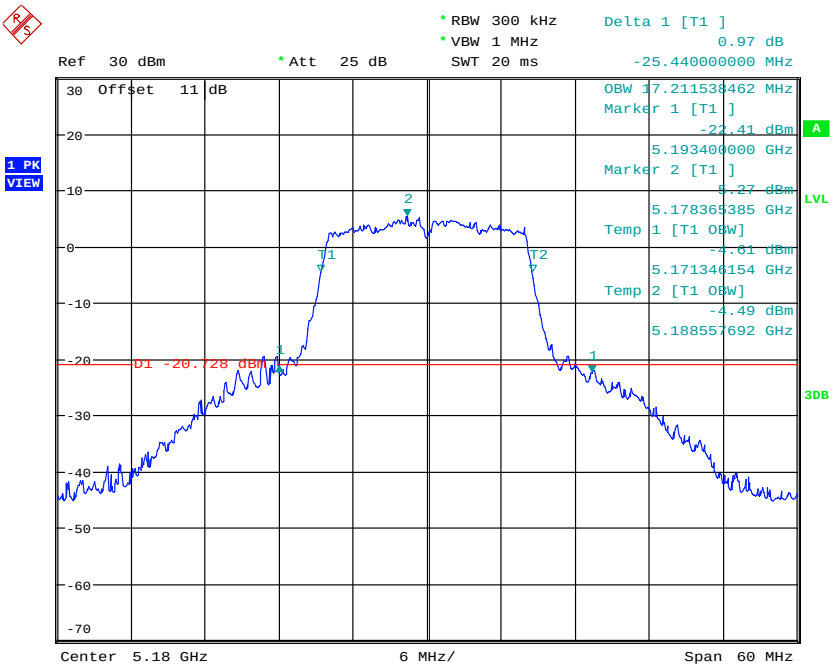

99% OBW & 26DB BANDWIDTH ANT1_11a_CH36
Date: 16.MAY.2023 11:45:03

Registration number: W6M22211-22321-C-54
FCC ID: 2ARGX-NGAP

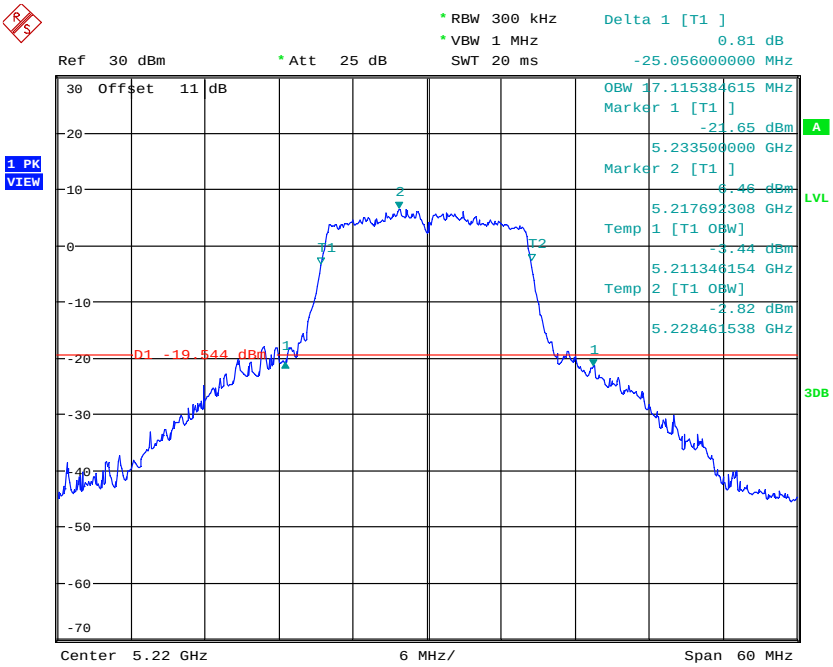

99% OBW & 26DB BANDWIDTH ANT1_11a_CH44

Date: 16.MAY.2023 11:48:54

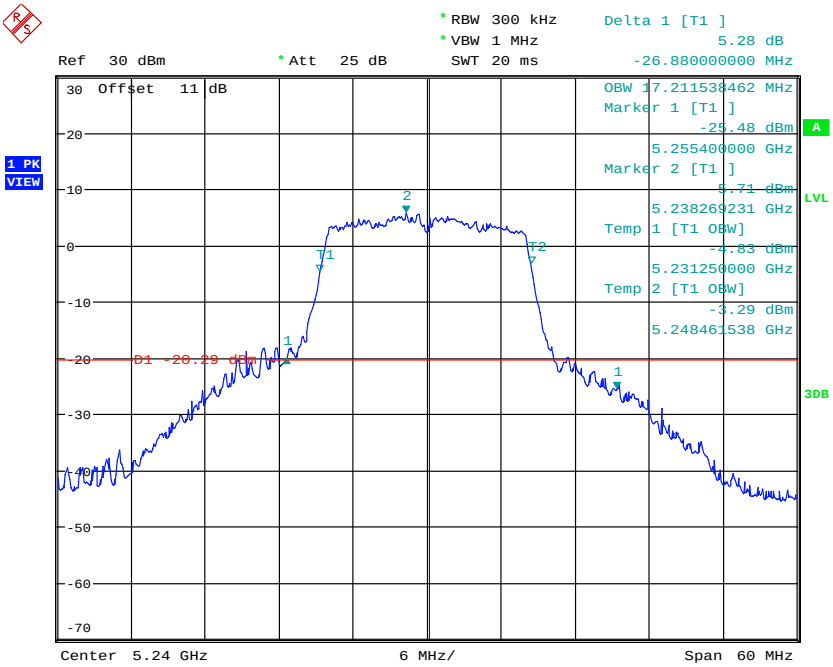

99% OBW & 26DB BANDWIDTH ANT1_11a_CH48

Date: 16.MAY.2023 11:51:55

Registration number: W6M22211-22321-C-54
FCC ID: 2ARGX-NGAP

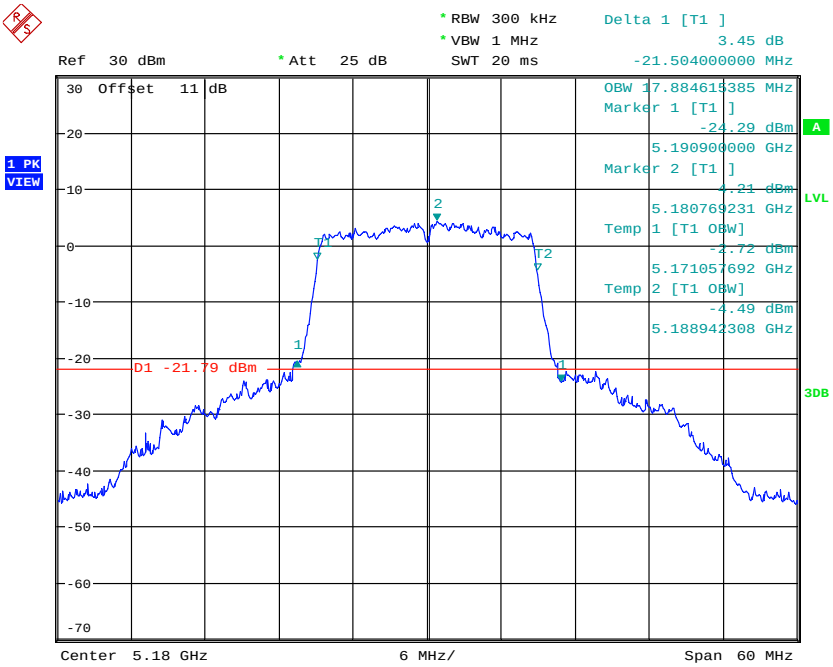

99% OBW & 26DB BANDWIDTH ANT1_11n20_CH36

Date: 16.MAY.2023 11:53:23

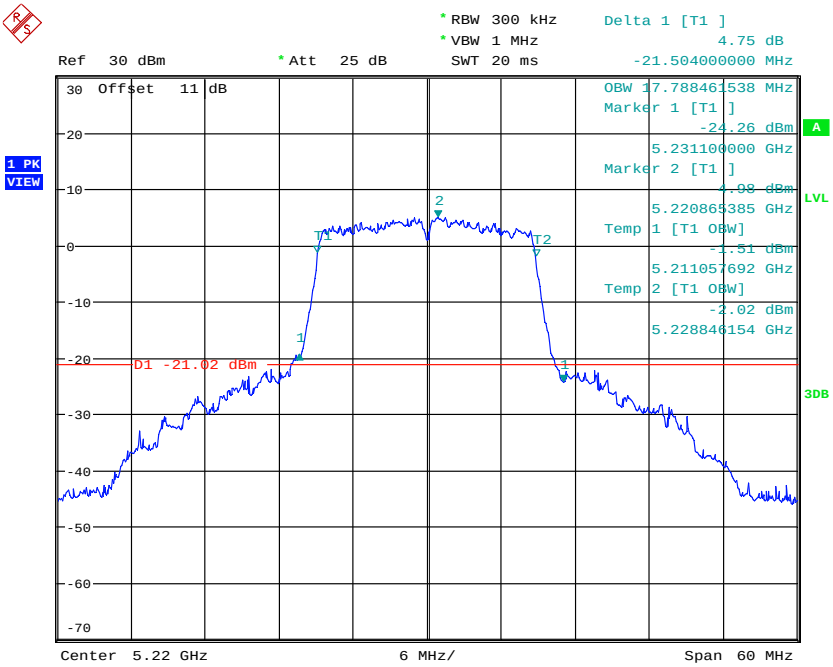

99% OBW & 26DB BANDWIDTH ANT1_11n20_CH44

Date: 16.MAY.2023 11:55:41

Registration number: W6M22211-22321-C-54
FCC ID: 2ARGX-NGAP

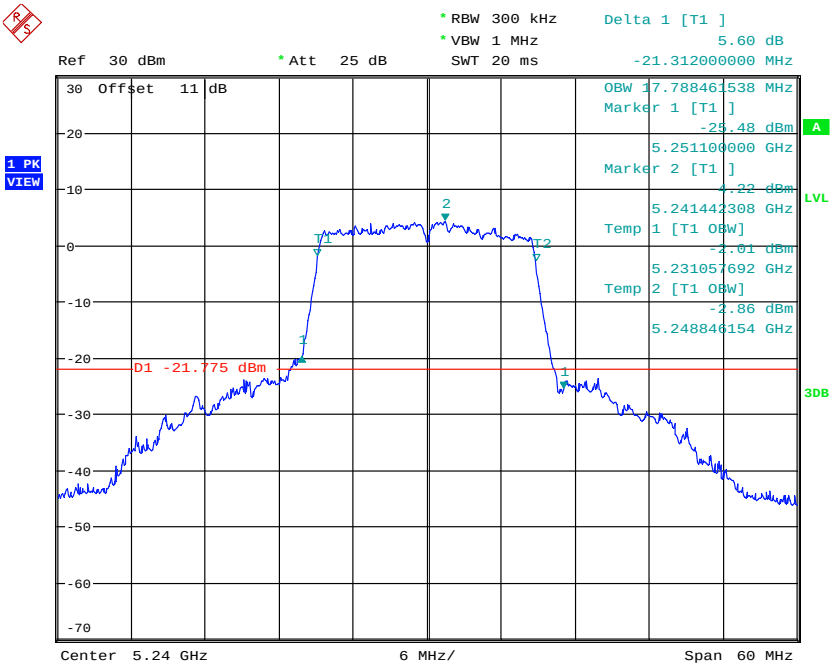

99% OBW & 26DB BANDWIDTH ANT1_11n20_CH48

Date: 16.MAY.2023 11:56:47

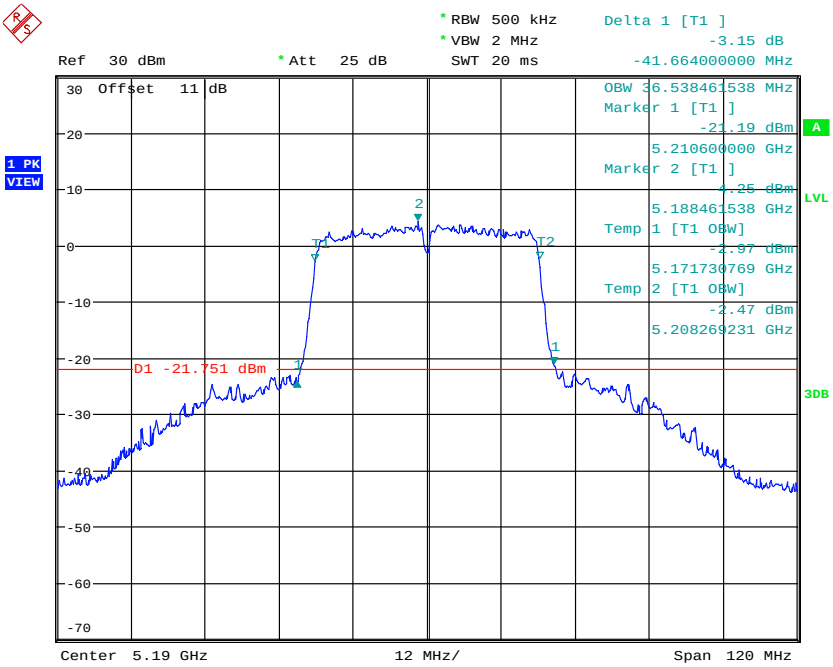

99% OBW & 26DB BANDWIDTH ANT1_11n40_CH38

Date: 16.MAY.2023 11:59:21

Registration number: W6M22211-22321-C-54
FCC ID: 2ARGX-NGAP

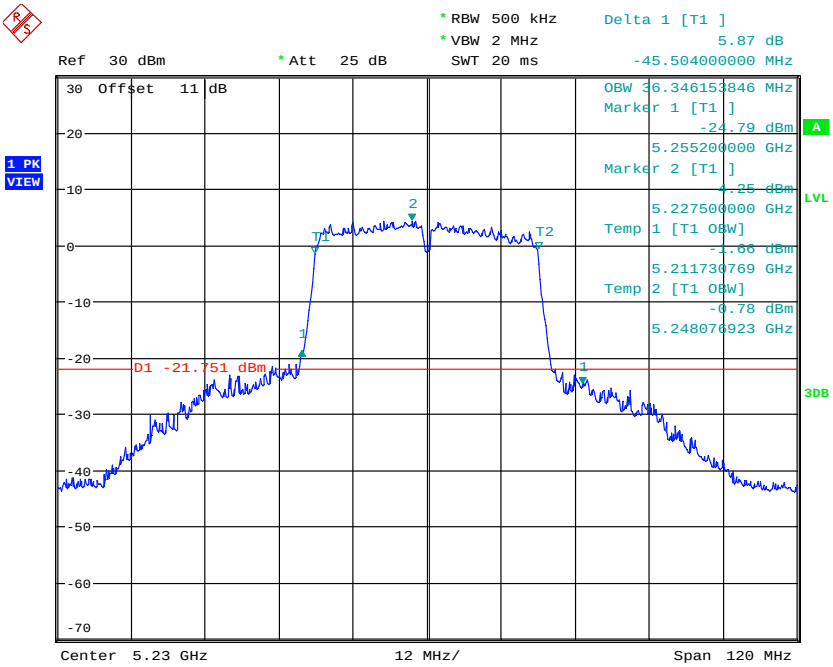

99% OBW & 26DB BANDWIDTH ANT1_11n40_CH46

Date: 16.MAY.2023 12:00:27

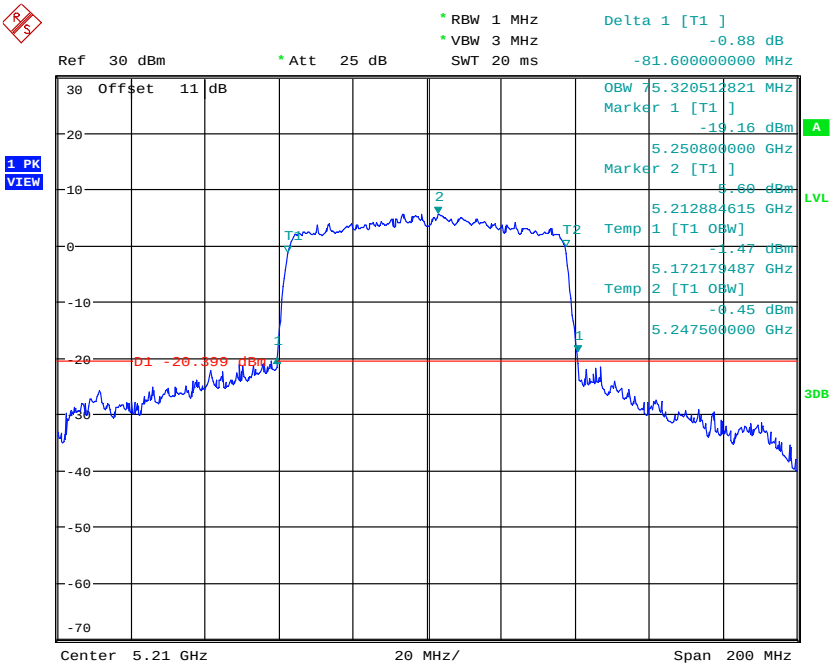

99% OBW & 26DB BANDWIDTH ANT1_11ac80_CH42

Date: 16.MAY.2023 12:04:18

Registration number: W6M22211-22321-C-54
FCC ID: 2ARGX-NGAP

5.25 GHz ~ 5.35 GHz

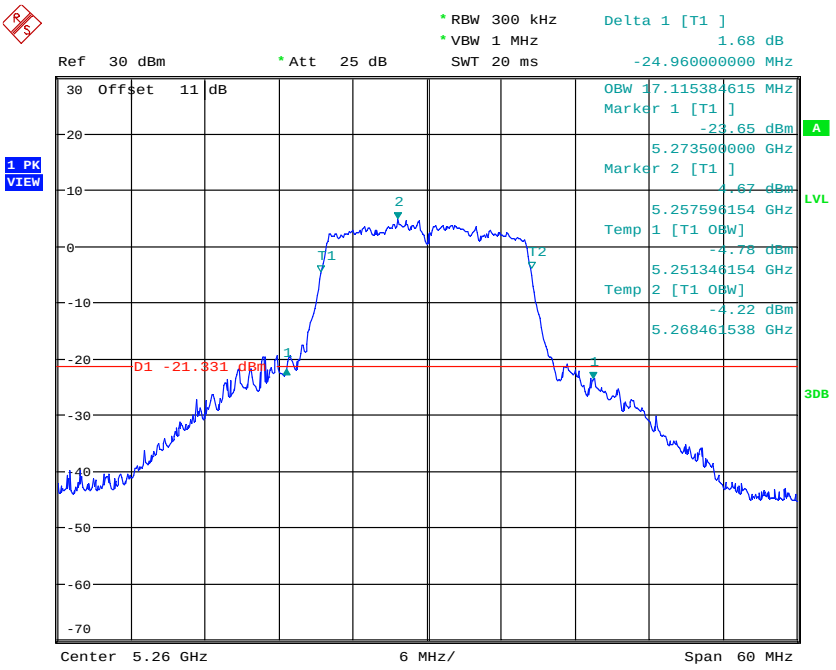

99% OBW & 26DB BANDWIDTH ANT1_11a_CH52
Date: 16.MAY.2023 12:45:11

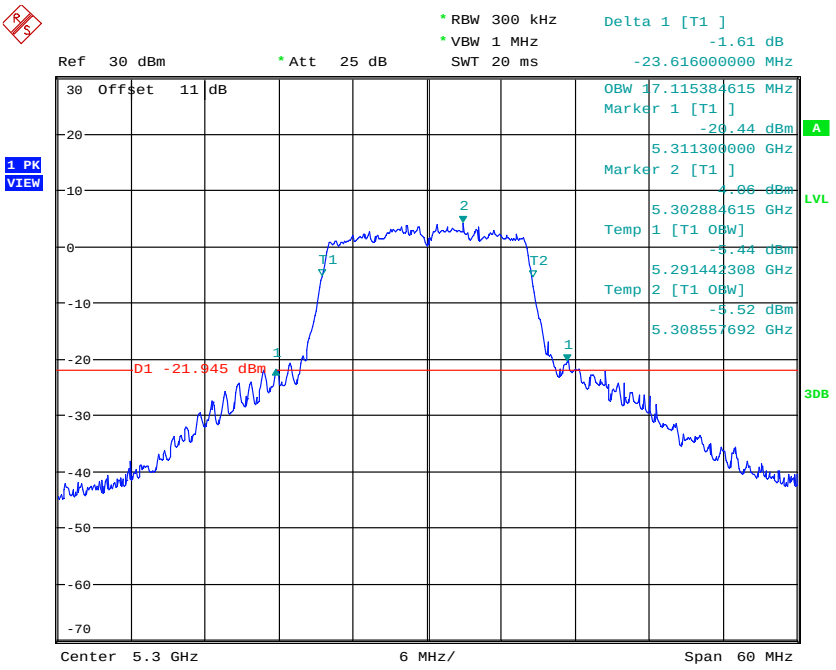

99% OBW & 26DB BANDWIDTH ANT1_11a_CH60
Date: 16.MAY.2023 12:46:11

Registration number: W6M22211-22321-C-54
FCC ID: 2ARGX-NGAP

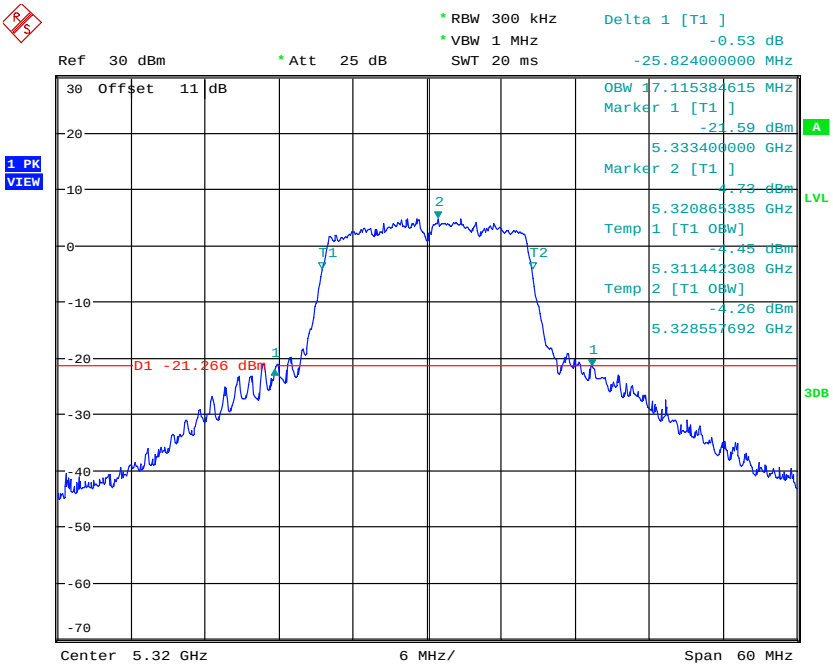

99% OBW & 26DB BANDWIDTH ANT1_11a_CH64
Date: 16.MAY.2023 12:50:35

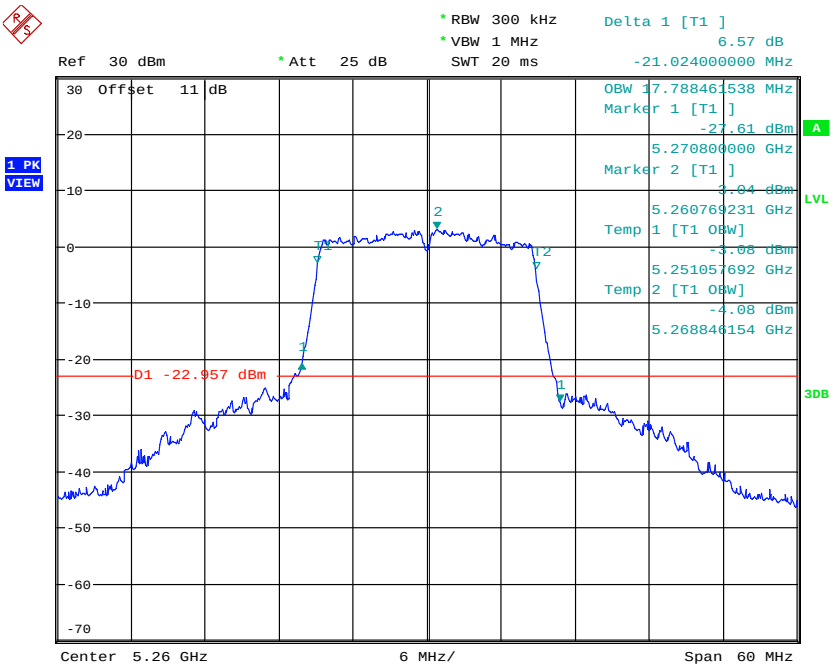

99% OBW & 26DB BANDWIDTH ANT1_11n20_CH52
Date: 16.MAY.2023 12:38:57

Registration number: W6M22211-22321-C-54
FCC ID: 2ARGX-NGAP

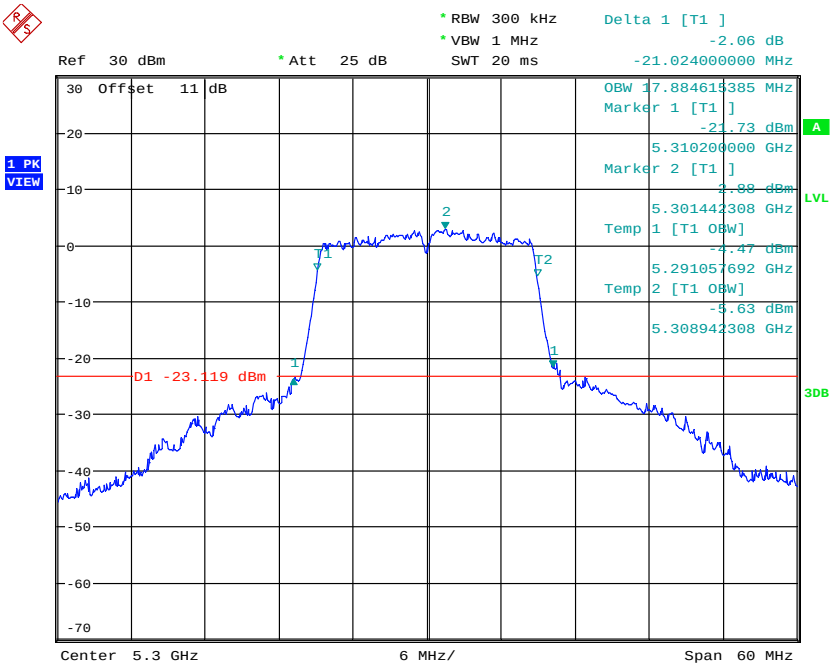

99% OBW & 26DB BANDWIDTH ANT1_11n20_CH60

Date: 16.MAY.2023 12:40:08

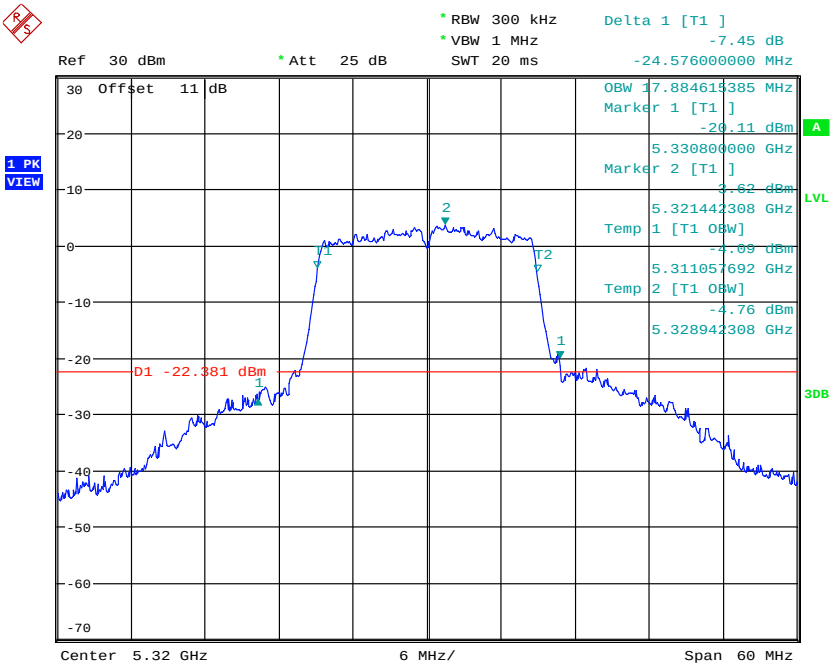

99% OBW & 26DB BANDWIDTH ANT1_11n20_CH64

Date: 16.MAY.2023 12:42:42

Registration number: W6M22211-22321-C-54
FCC ID: 2ARGX-NGAP

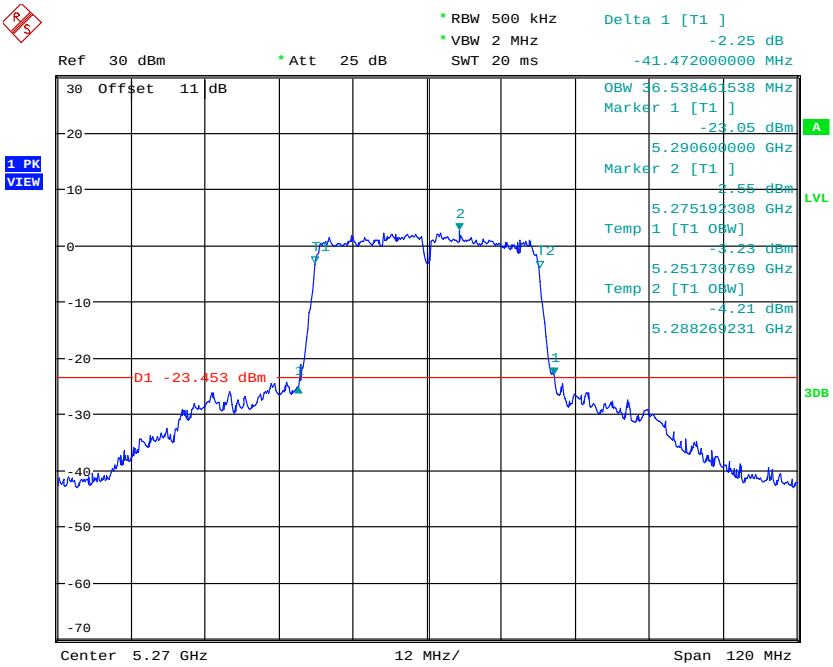

99% OBW & 26DB BANDWIDTH ANT1_11n40_CH54

Date: 16.MAY.2023 12:35:00

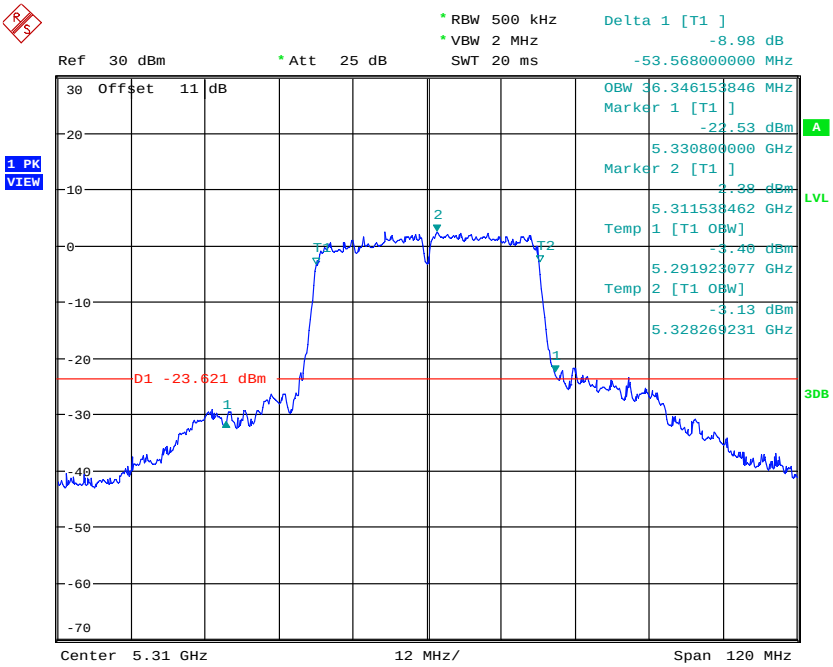

99% OBW & 26DB BANDWIDTH ANT1_11n40_CH62

Date: 16.MAY.2023 12:36:23

Registration number: W6M22211-22321-C-54
FCC ID: 2ARGX-NGAP

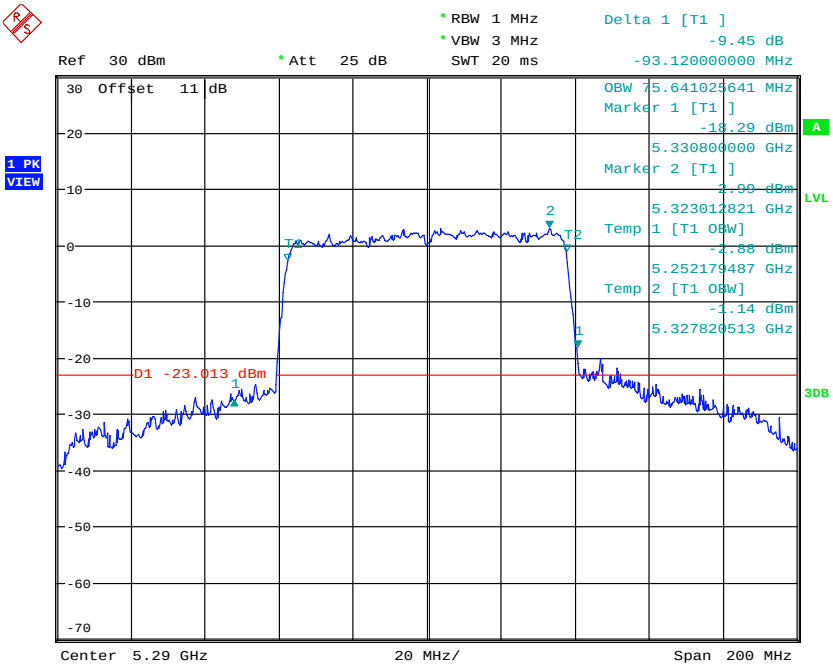

99% OBW & 26DB BANDWIDTH ANT1_11ac80_CH58
Date: 16.MAY.2023 12:31:53

5.47 GHz ~ 5.725 GHz

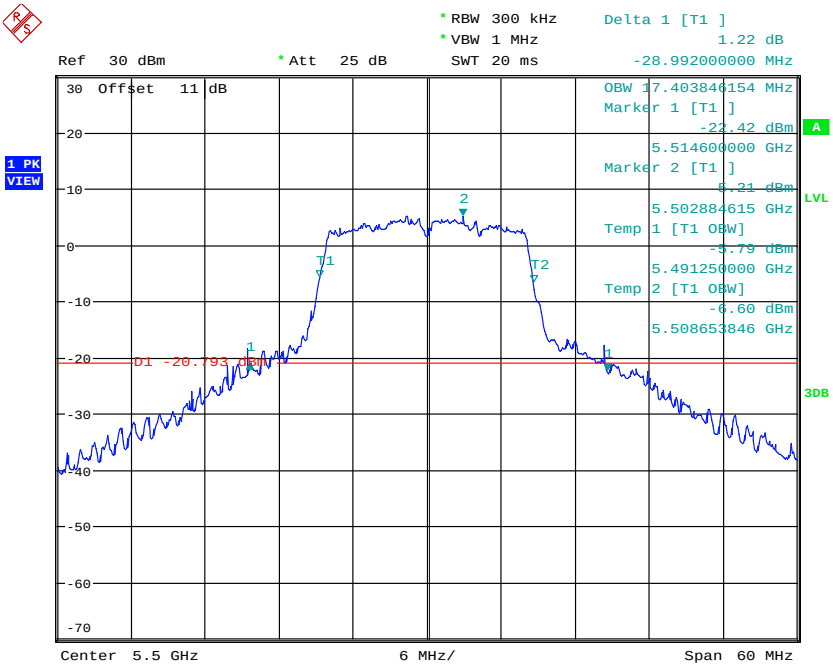

99% OBW & 26DB BANDWIDTH ANT1_11a_CH100
Date: 16.MAY.2023 12:55:38

Registration number: W6M22211-22321-C-54
FCC ID: 2ARGX-NGAP

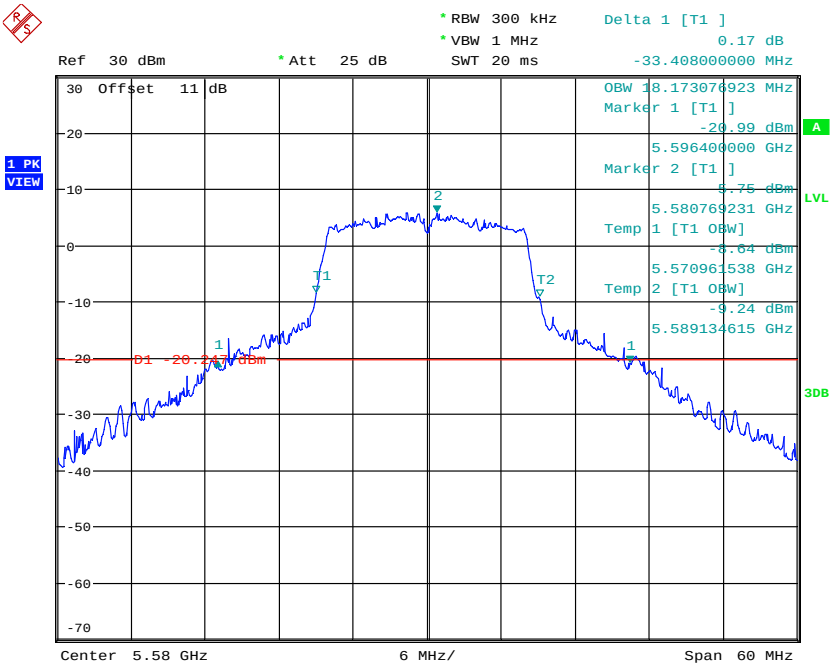

99% OBW & 26DB BANDWIDTH ANT1_11a_CH116

Date: 16.MAY.2023 12:57:06

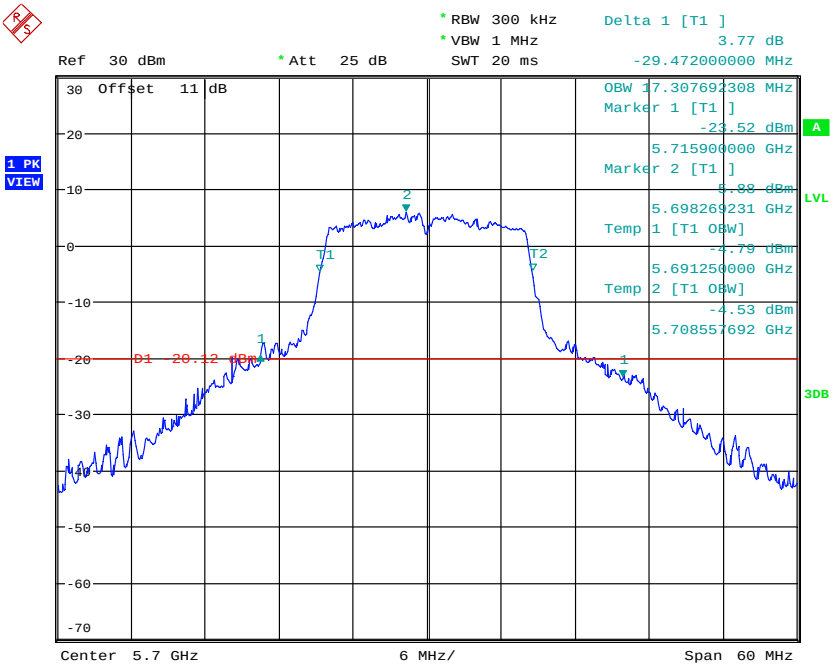

99% OBW & 26DB BANDWIDTH ANT1_11a_CH140

Date: 16.MAY.2023 13:00:02

Registration number: W6M22211-22321-C-54
FCC ID: 2ARGX-NGAP

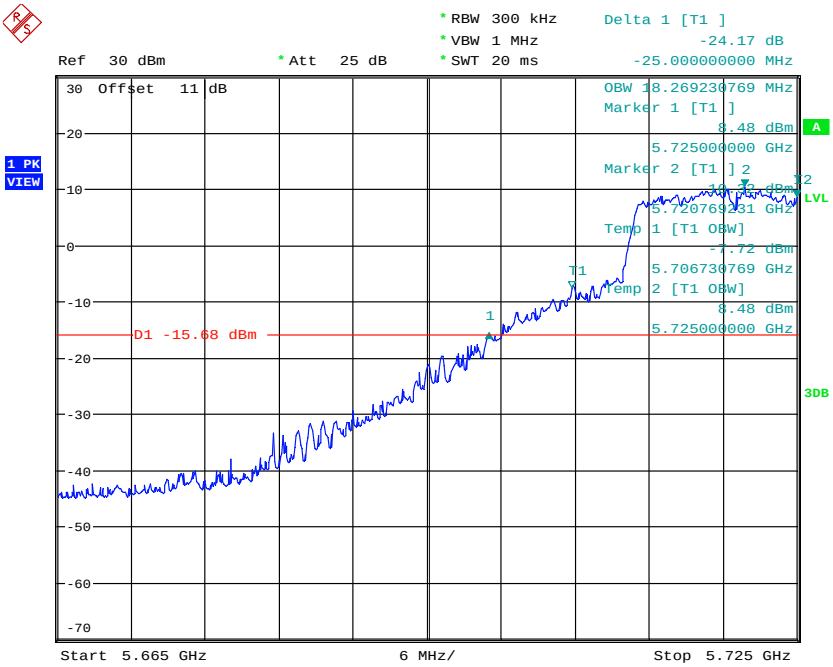

99% OBW & 26DB BANDWIDTH ANT1_11a_CH144
Date: 14.JUN.2023 11:31:49

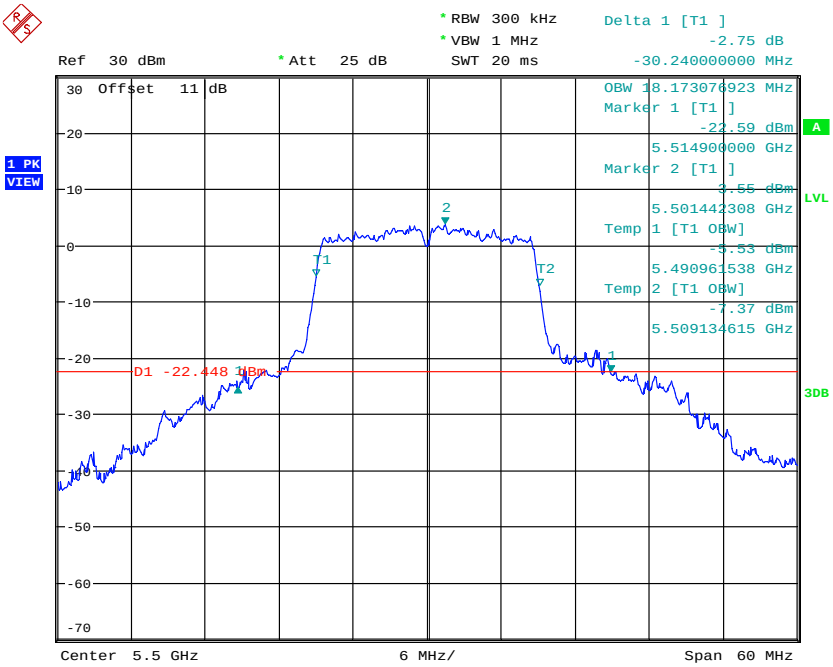

99% OBW & 26DB BANDWIDTH ANT1_11n20_CH100
Date: 16.MAY.2023 13:01:30

Registration number: W6M22211-22321-C-54
FCC ID: 2ARGX-NGAP

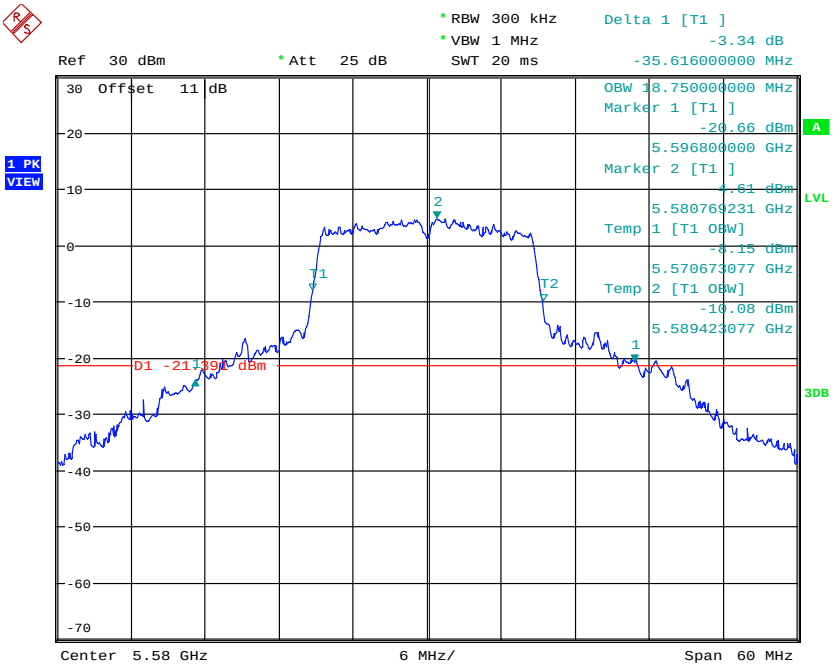

99% OBW & 26DB BANDWIDTH ANT1_11n20_CH116

Date: 16.MAY.2023 13:04:37

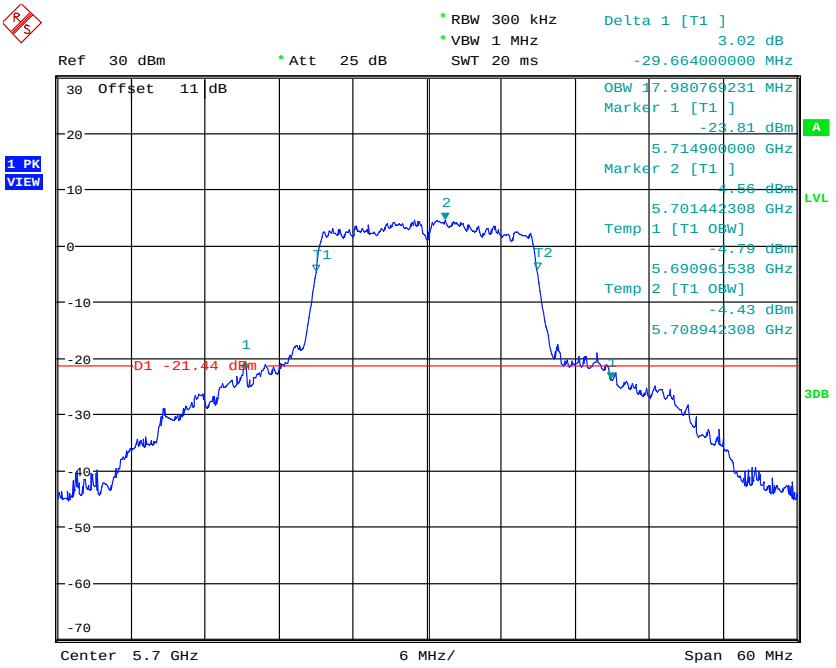

99% OBW & 26DB BANDWIDTH ANT1_11n20_CH140

Date: 16.MAY.2023 13:05:59

Registration number: W6M22211-22321-C-54
FCC ID: 2ARGX-NGAP

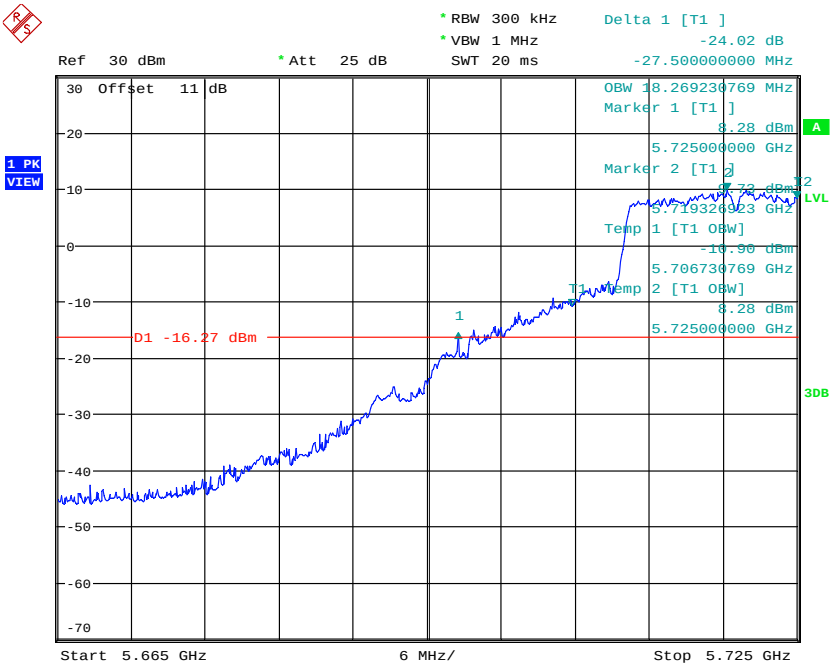

99% OBW & 26DB BANDWIDTH ANT1_11n20_CH144

Date: 16.JUN.2023 09:30:04

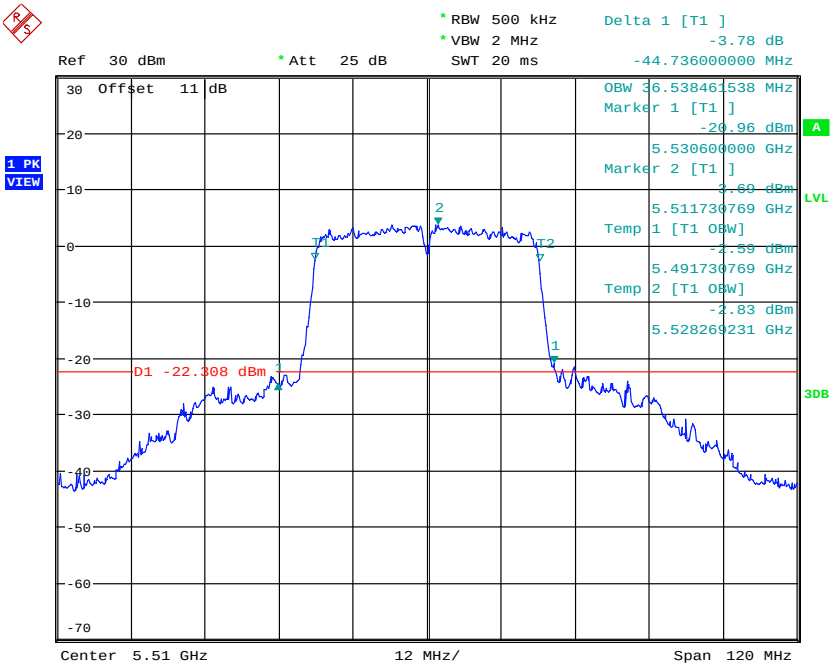

99% OBW & 26DB BANDWIDTH ANT1_11n40_CH102

Date: 2.JUN.2023 09:21:26

Registration number: W6M22211-22321-C-54
FCC ID: 2ARGX-NGAP

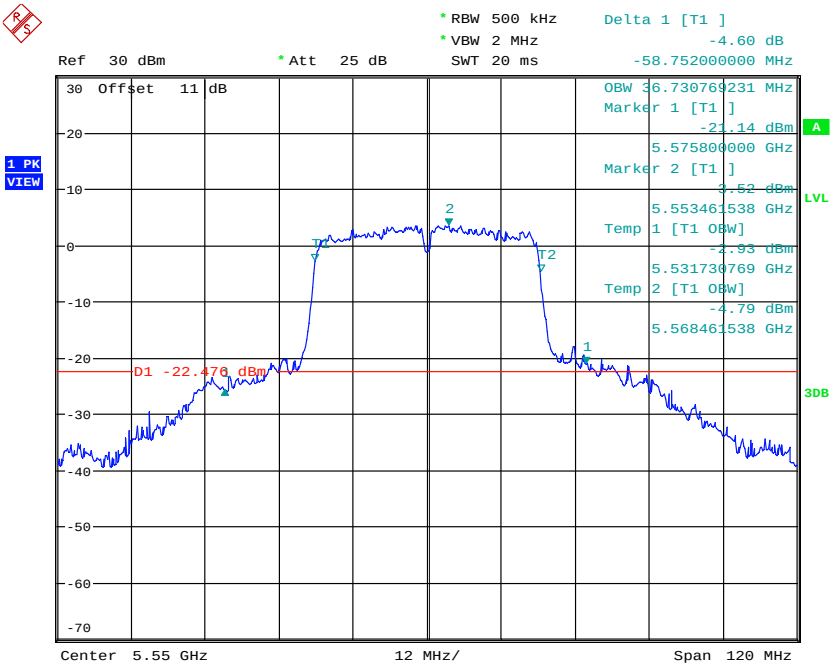

99% OBW & 26DB BANDWIDTH ANT1_11n40_CH110

Date: 16.MAY.2023 13:18:27

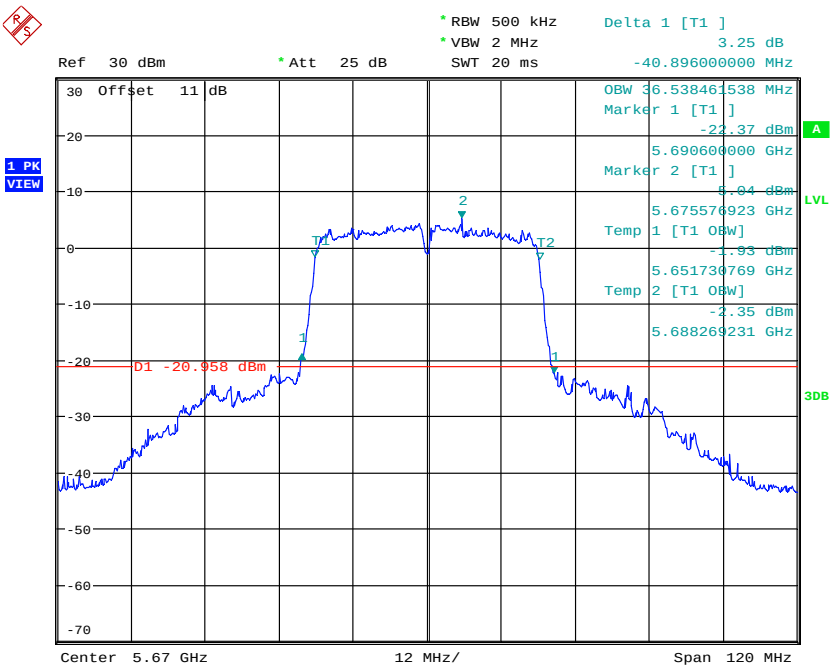

99% OBW & 26DB BANDWIDTH ANT1_11n40_CH134

Date: 2.JUN.2023 09:23:49

Registration number: W6M22211-22321-C-54
FCC ID: 2ARGX-NGAP

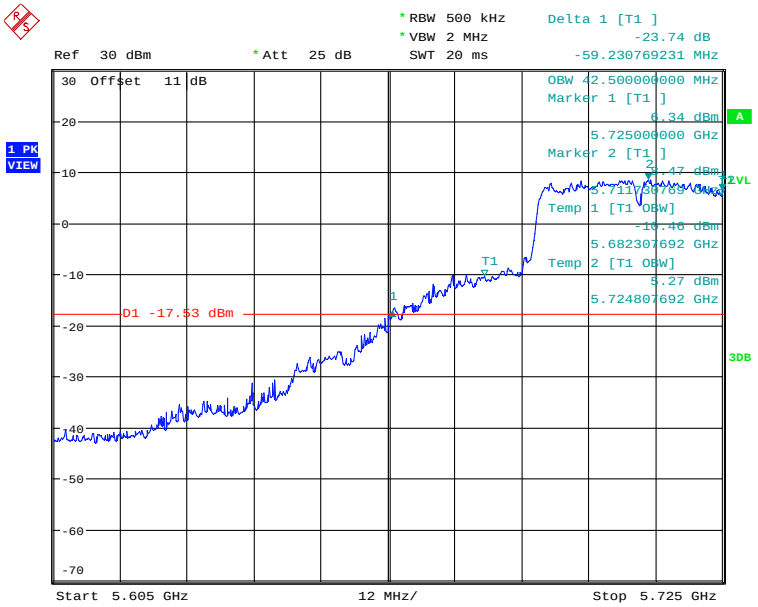

99% OBW & 26DB BANDWIDTH ANT1_11n40_CH142

Date: 14.JUN.2023 11:28:24

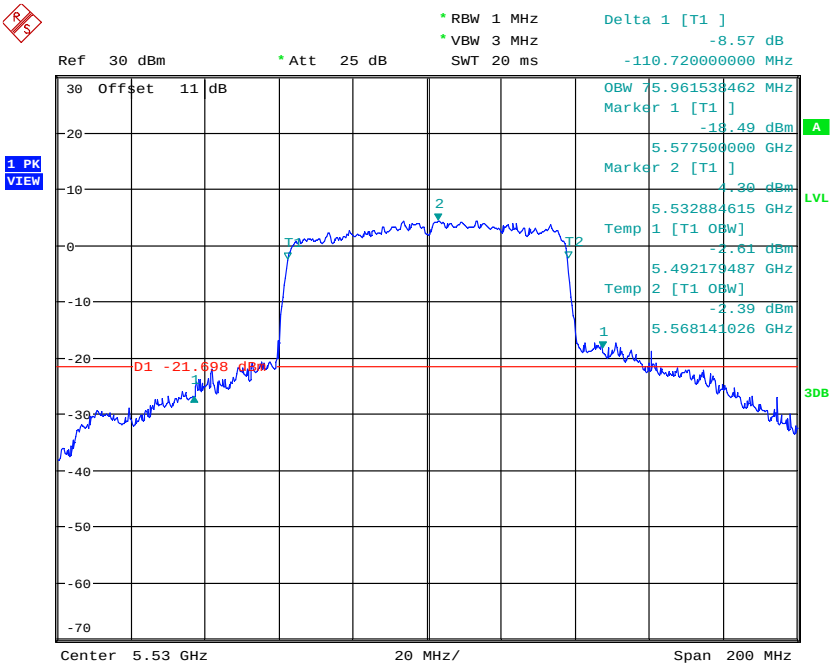

99% OBW & 26DB BANDWIDTH ANT1_11ac80_CH106

Date: 16.MAY.2023 13:21:12

Registration number: W6M22211-22321-C-54
FCC ID: 2ARGX-NGAP

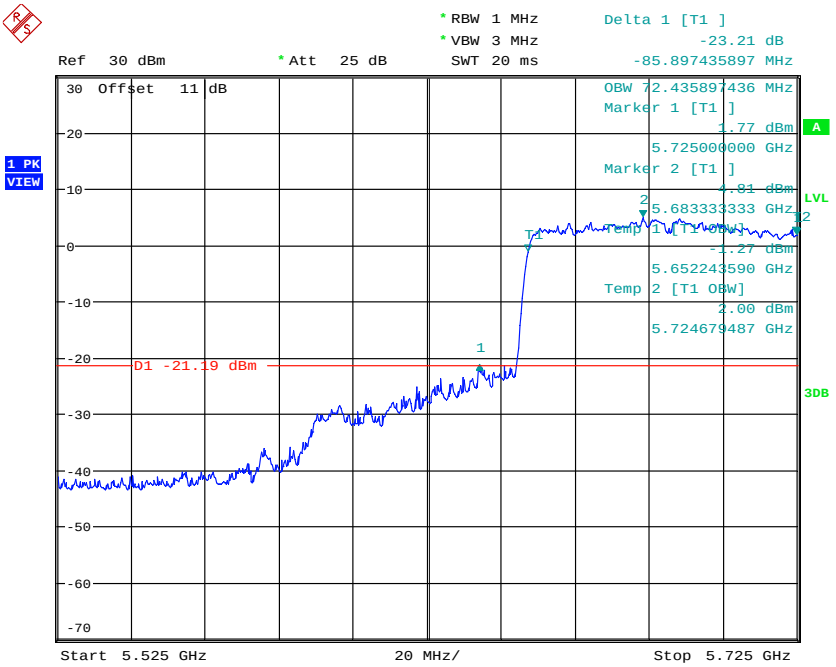

99% OBW & 26DB BANDWIDTH ANT1_11ac80_CH138
Date: 14.JUN.2023 11:34:43

ANT B
5.15 GHz ~ 5.25 GHz

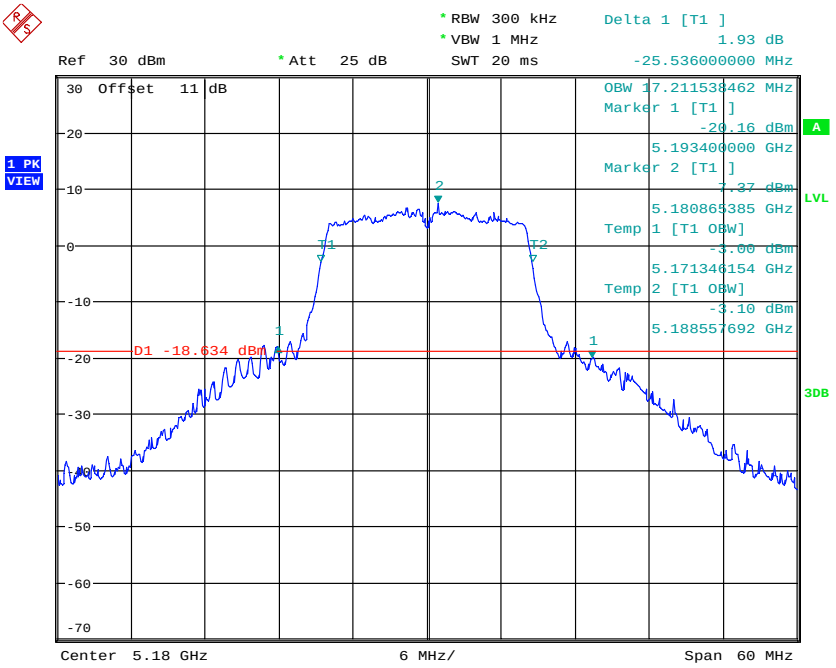

99% OBW & 26DB BANDWIDTH ANT2_11a_CH36
Date: 16.MAY.2023 16:16:23

Registration number: W6M22211-22321-C-54
FCC ID: 2ARGX-NGAP

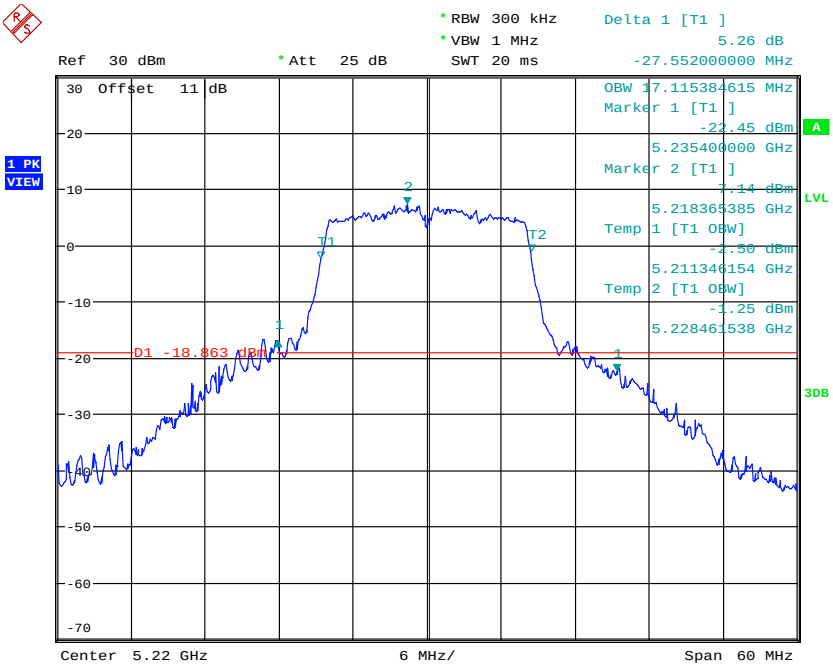

99% OBW & 26DB BANDWIDTH ANT2_11a_CH44

Date: 16.MAY.2023 16:17:35

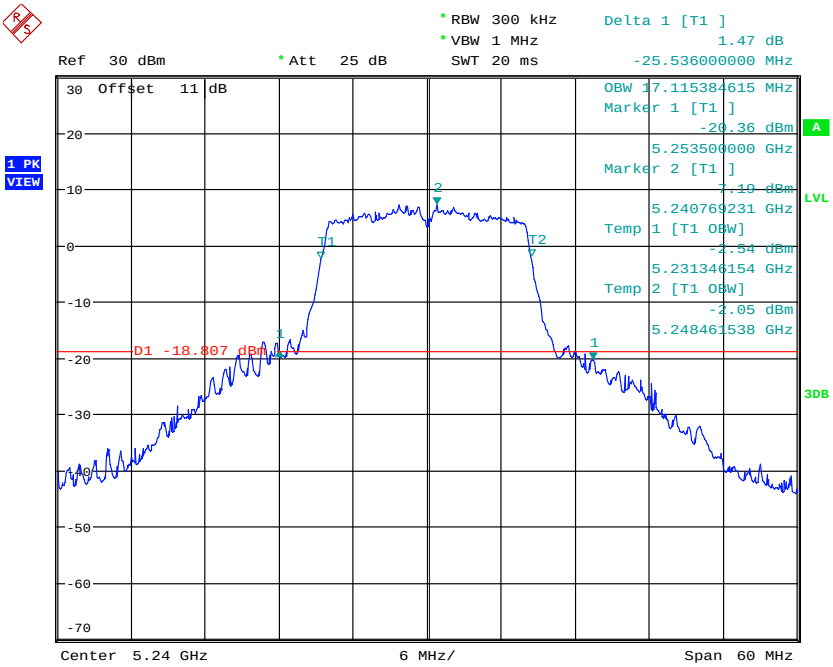

99% OBW & 26DB BANDWIDTH ANT2_11a_CH48

Date: 16.MAY.2023 16:20:14

Registration number: W6M22211-22321-C-54
FCC ID: 2ARGX-NGAP

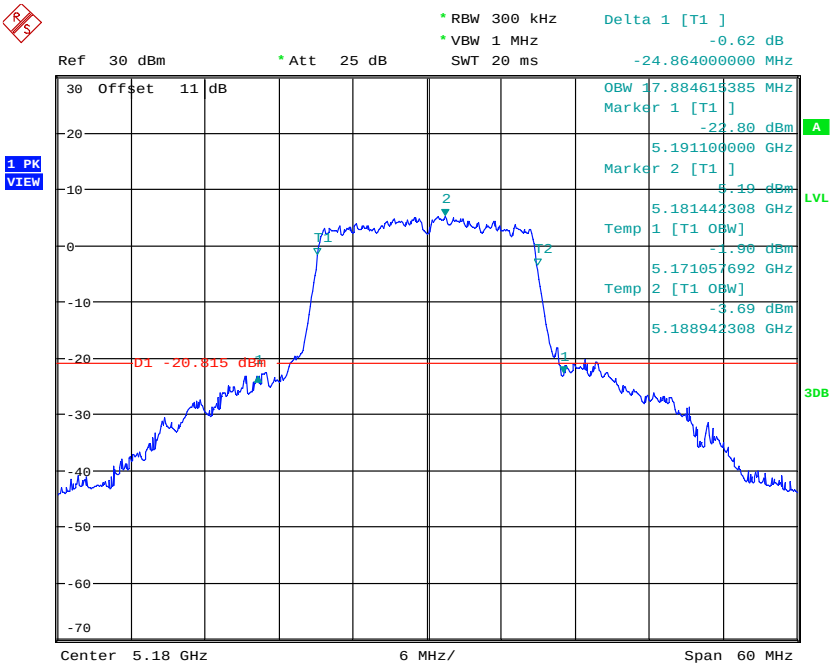

99% OBW & 26DB BANDWIDTH ANT2_11n20_CH36

Date: 16.MAY.2023 16:21:31

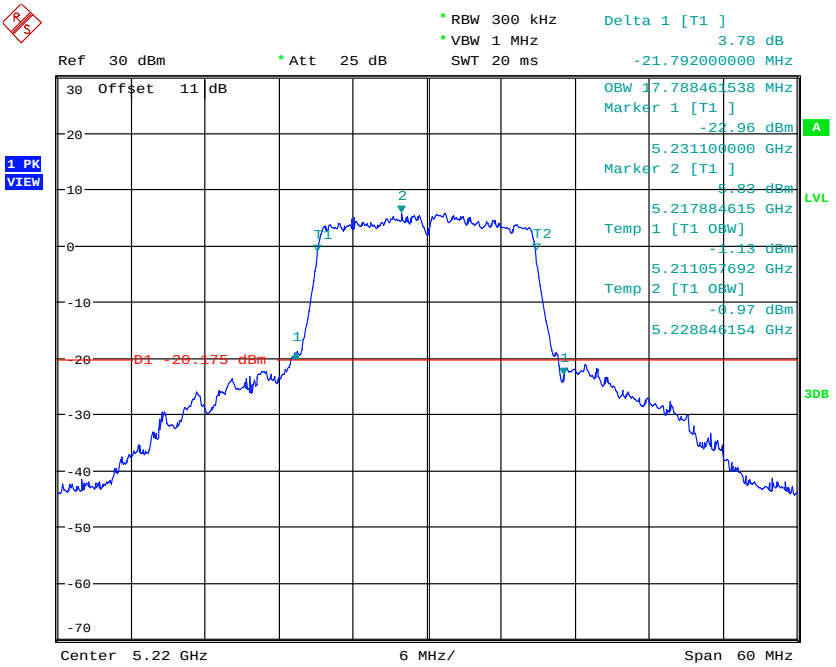

99% OBW & 26DB BANDWIDTH ANT2_11n20_CH44

Date: 16.MAY.2023 16:32:59

Registration number: W6M22211-22321-C-54
FCC ID: 2ARGX-NGAP

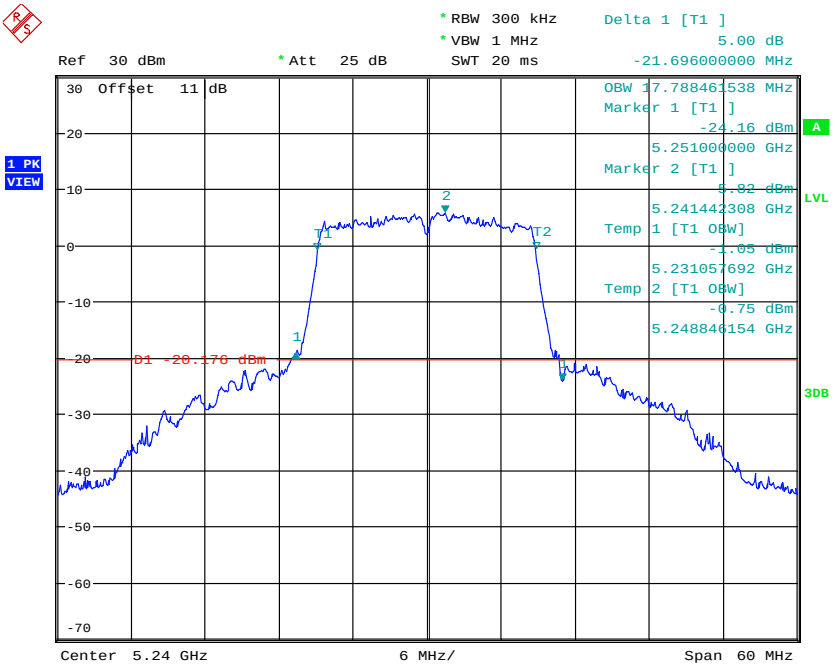

99% OBW & 26DB BANDWIDTH ANT2_11n20_CH48

Date: 16.MAY.2023 16:34:11

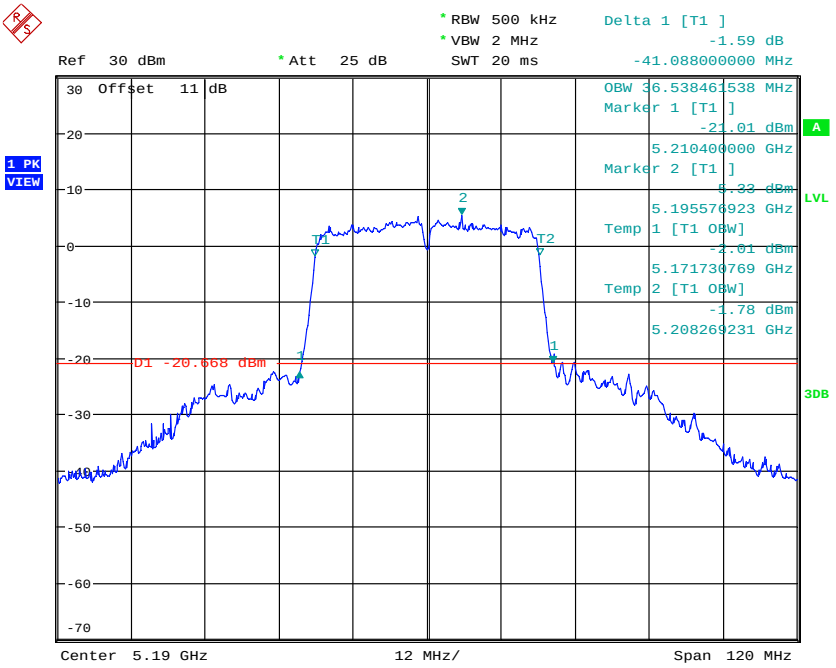

99% OBW & 26DB BANDWIDTH ANT2_11n40_CH38

Date: 16.MAY.2023 16:36:39

Registration number: W6M22211-22321-C-54
FCC ID: 2ARGX-NGAP

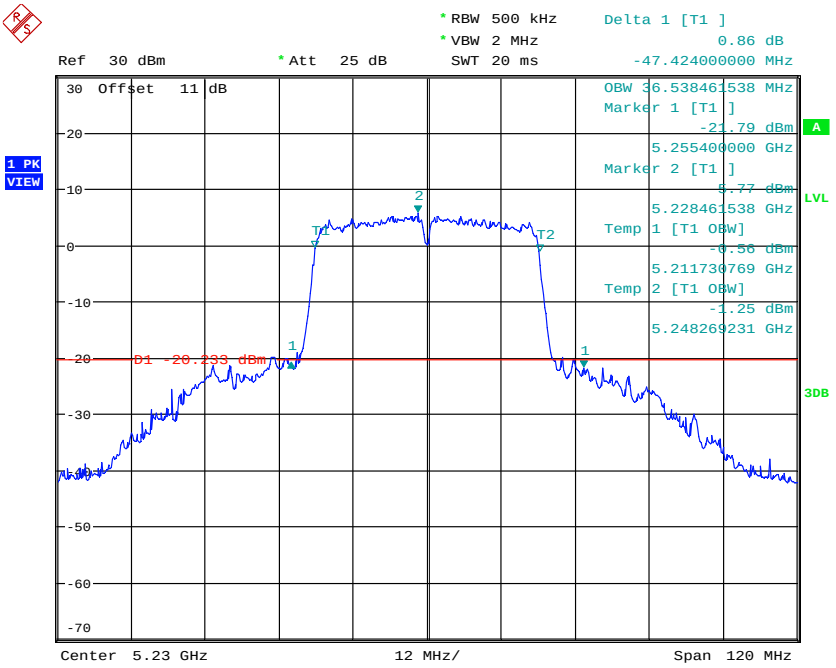

99% OBW & 26DB BANDWIDTH ANT2_11n40_CH46

Date: 16.MAY.2023 16:37:51

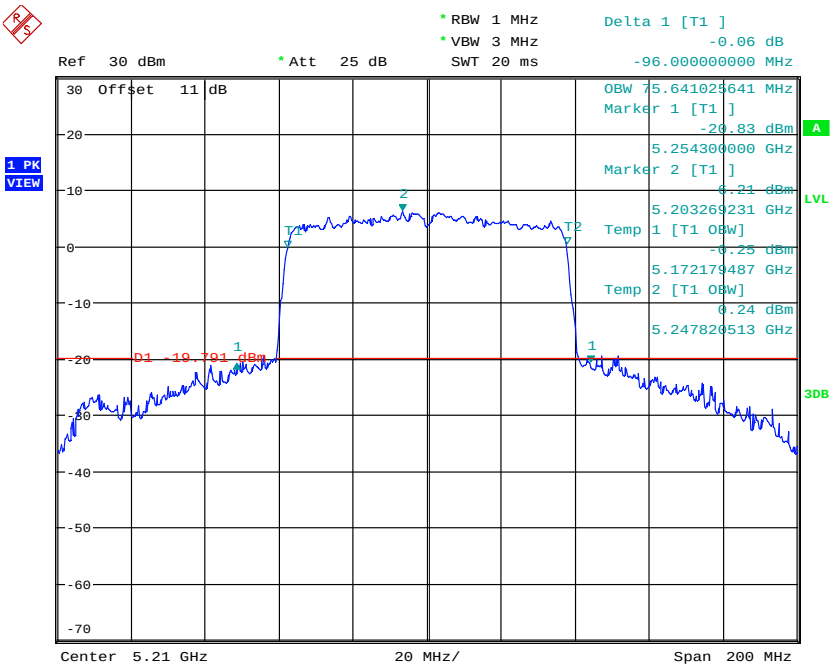

99% OBW & 26DB BANDWIDTH ANT2_11ac80_CH42

Date: 16.MAY.2023 16:44:05

Registration number: W6M22211-22321-C-54
FCC ID: 2ARGX-NGAP

5.25 GHz ~ 5.35 GHz

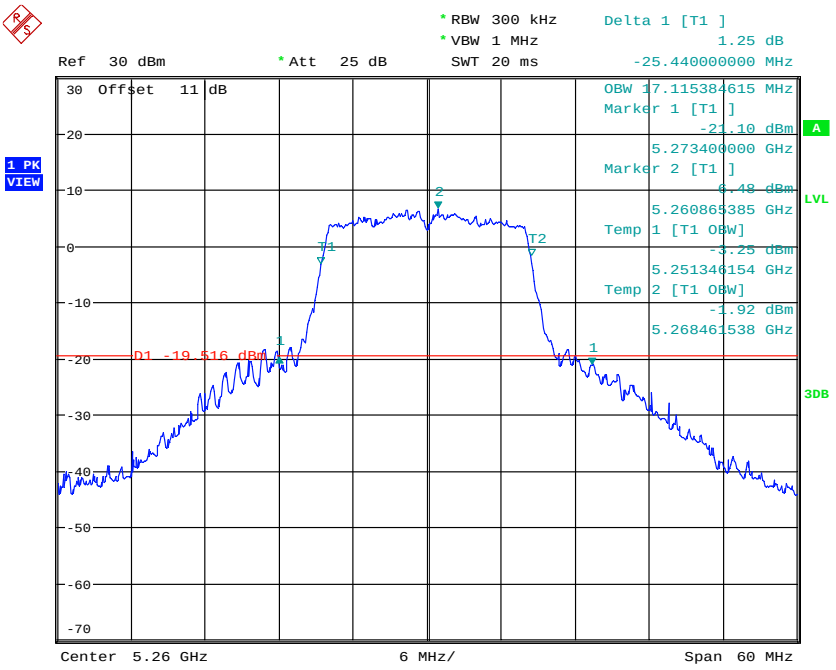

99% OBW & 26DB BANDWIDTH ANT2_11a_CH52

Date: 16.MAY.2023 17:00:46

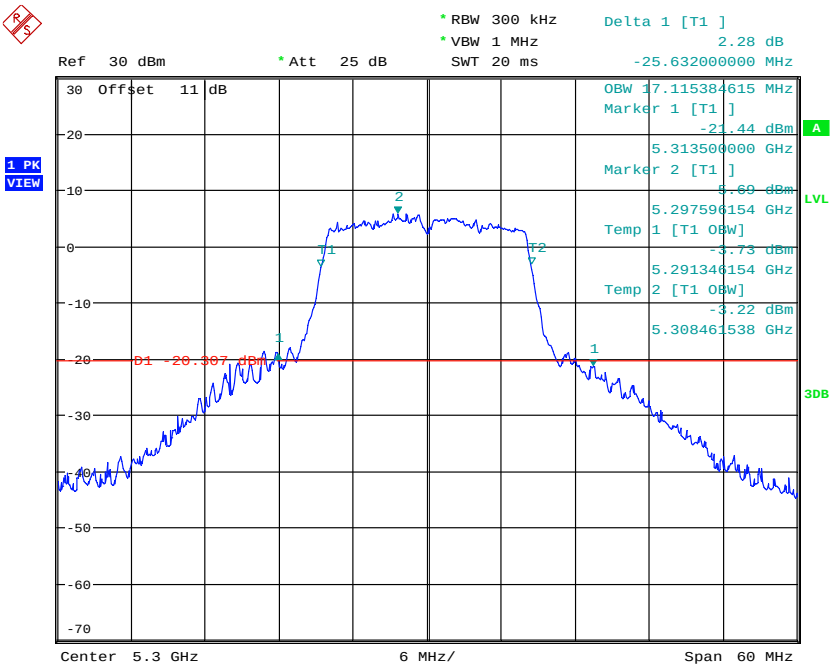

99% OBW & 26DB BANDWIDTH ANT2_11a_CH60

Date: 16.MAY.2023 17:02:58

Registration number: W6M22211-22321-C-54
FCC ID: 2ARGX-NGAP

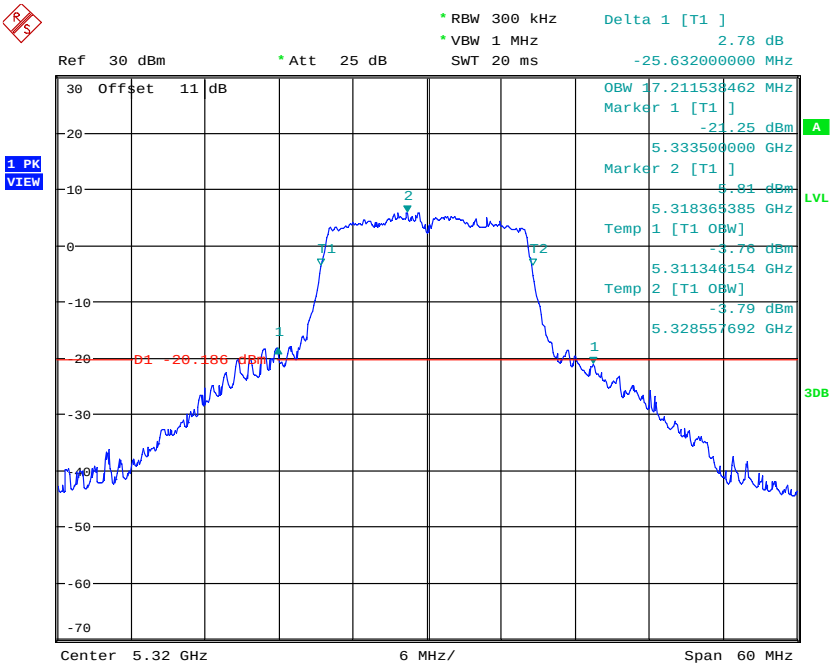

99% OBW & 26DB BANDWIDTH ANT2_11a_CH64

Date: 16.MAY.2023 17:04:04

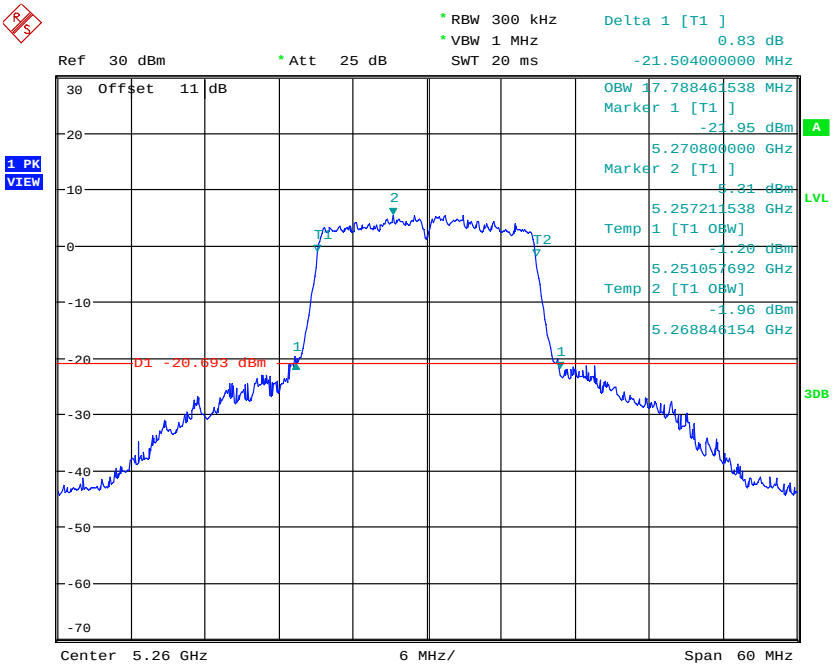

99% OBW & 26DB BANDWIDTH ANT2_11n20_CH52

Date: 16.MAY.2023 16:56:27

Registration number: W6M22211-22321-C-54
FCC ID: 2ARGX-NGAP

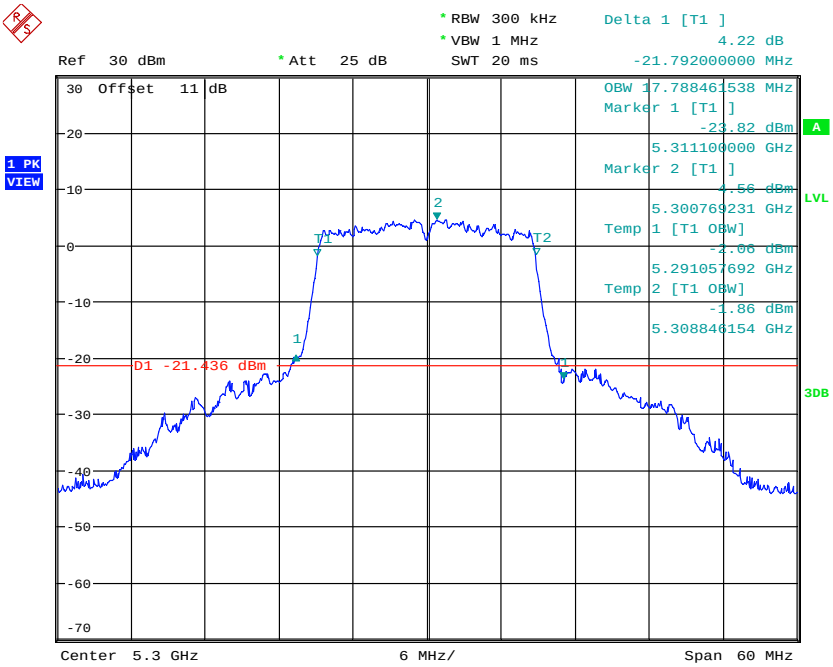

99% OBW & 26DB BANDWIDTH ANT2_11n20_CH60

Date: 16.MAY.2023 16:57:33

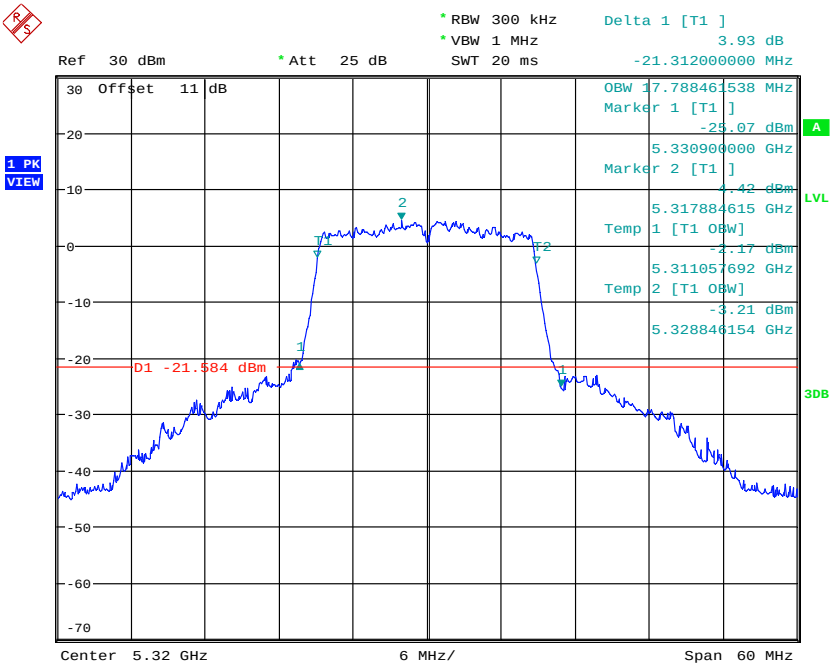

99% OBW & 26DB BANDWIDTH ANT2_11n20_CH64

Date: 16.MAY.2023 16:59:40

Registration number: W6M22211-22321-C-54
FCC ID: 2ARGX-NGAP

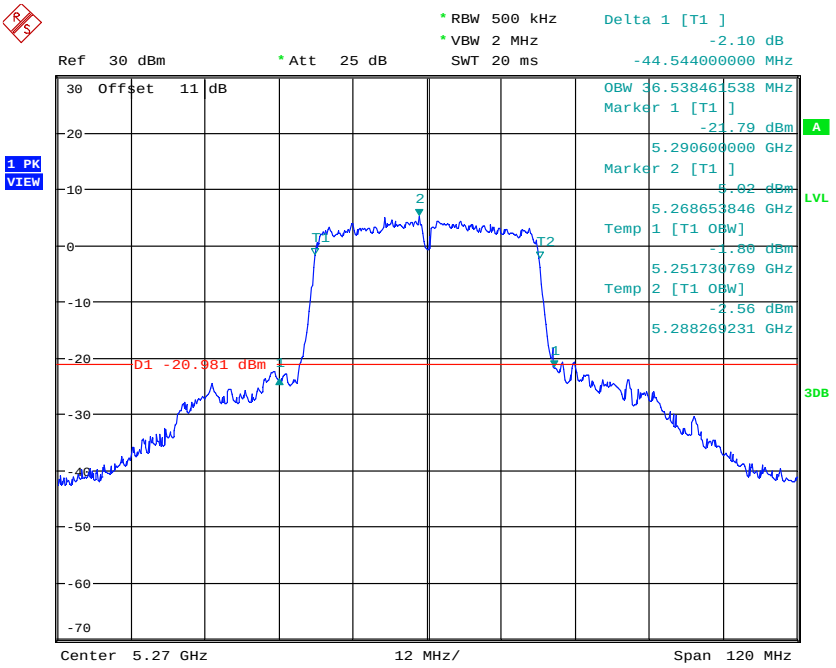

99% OBW & 26DB BANDWIDTH ANT2_11n40_CH54

Date: 16.MAY.2023 16:53:20

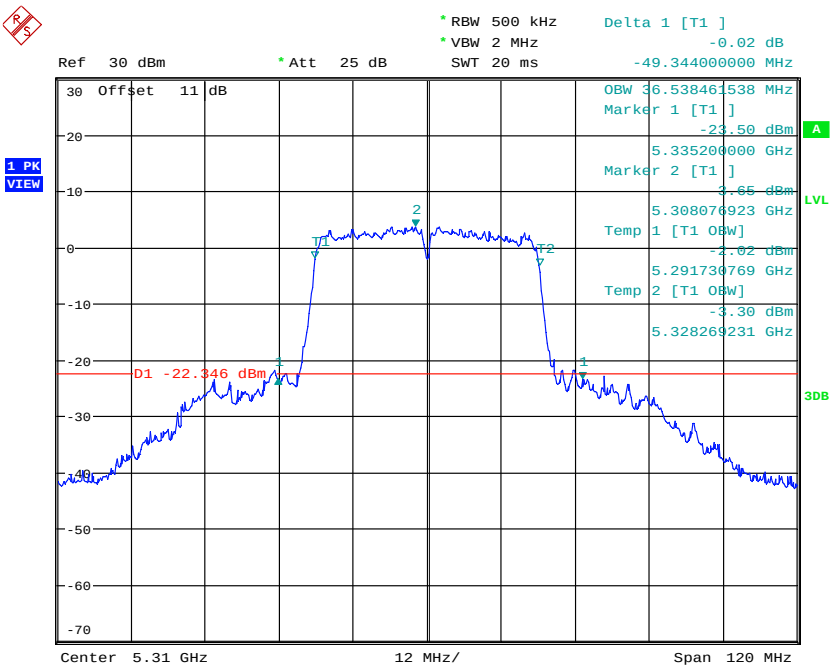

99% OBW & 26DB BANDWIDTH ANT2_11n40_CH62

Date: 16.MAY.2023 16:54:21

Registration number: W6M22211-22321-C-54
FCC ID: 2ARGX-NGAP

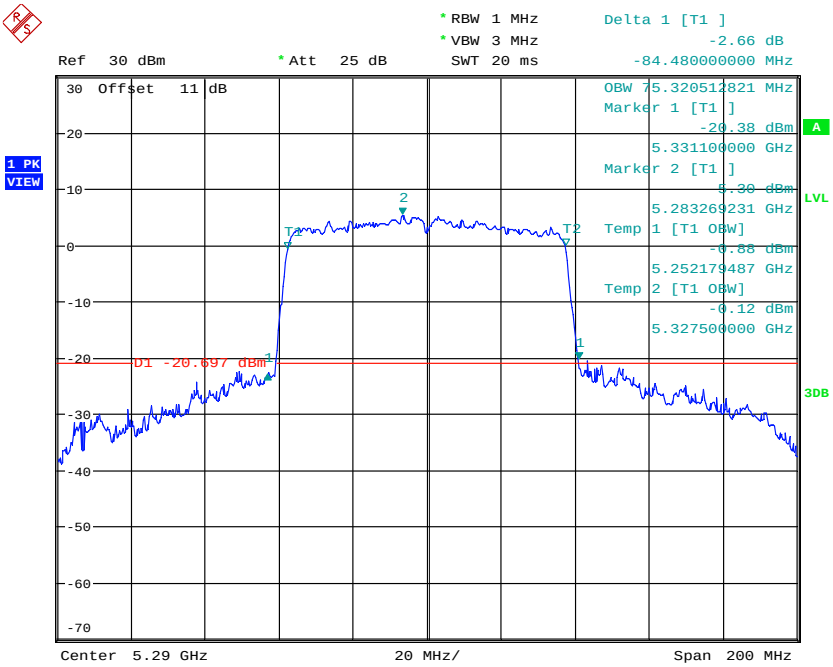

99% OBW & 26DB BANDWIDTH ANT2_11ac80_CH58
Date: 16.MAY.2023 16:41:31

5.47 GHz ~ 5.725 GHz

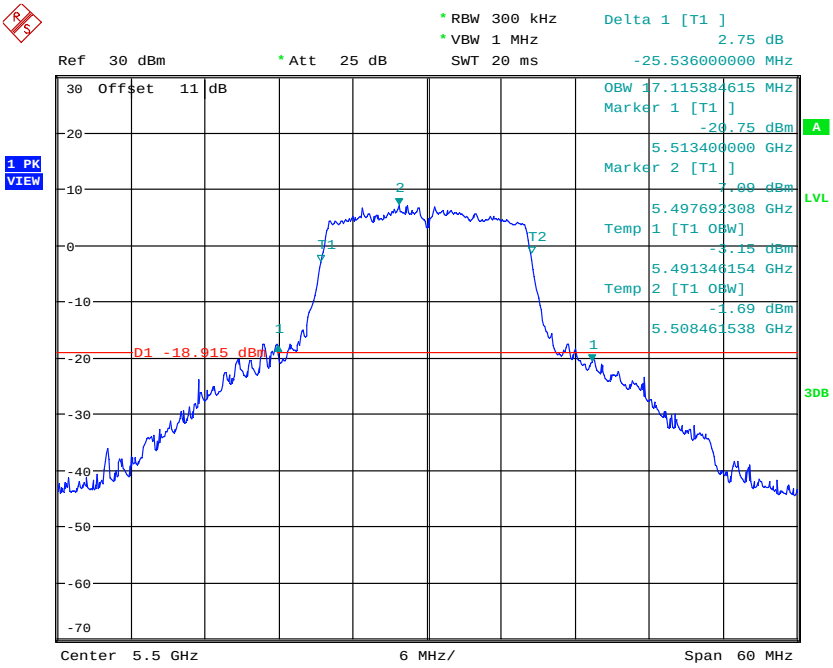

99% OBW & 26DB BANDWIDTH ANT2_11a_CH100
Date: 16.MAY.2023 17:31:23

Registration number: W6M22211-22321-C-54
FCC ID: 2ARGX-NGAP

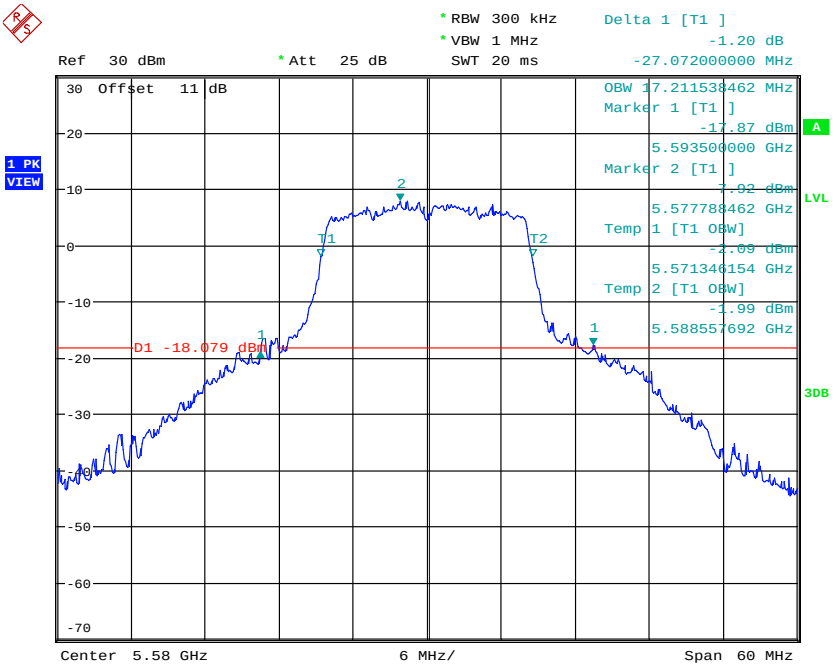

99% OBW & 26DB BANDWIDTH ANT2_11a_CH116

Date: 16.MAY.2023 17:32:23

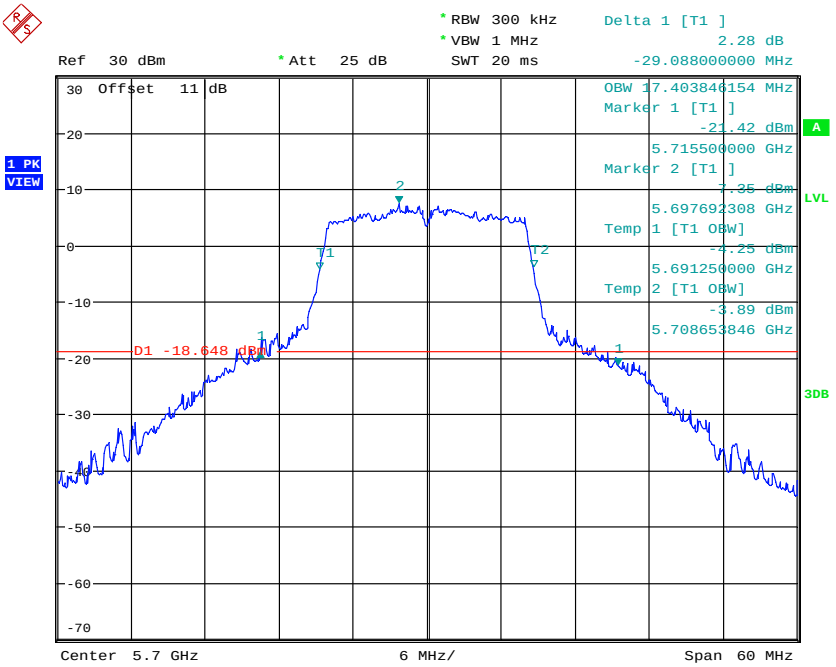

99% OBW & 26DB BANDWIDTH ANT2_11a_CH140

Date: 16.MAY.2023 17:34:30

Registration number: W6M22211-22321-C-54
FCC ID: 2ARGX-NGAP

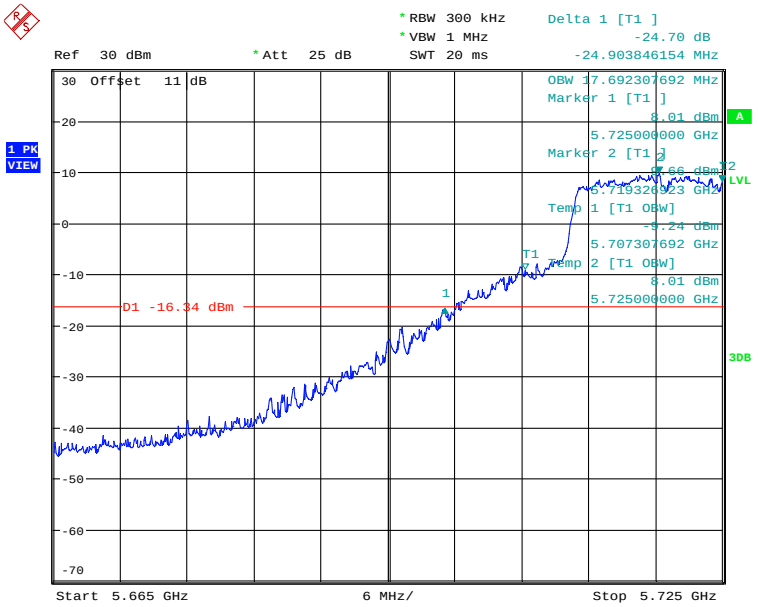

99% OBW & 26DB BANDWIDTH ANT2_11a_CH144
Date: 14.JUN.2023 17:05:13

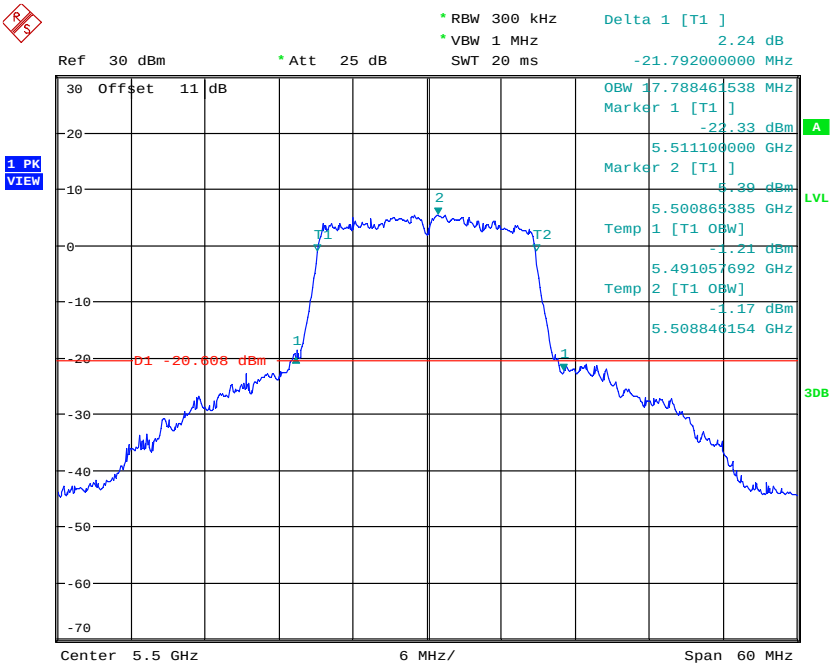

99% OBW & 26DB BANDWIDTH ANT2_11n20_CH100
Date: 16.MAY.2023 17:24:52

Registration number: W6M22211-22321-C-54
FCC ID: 2ARGX-NGAP

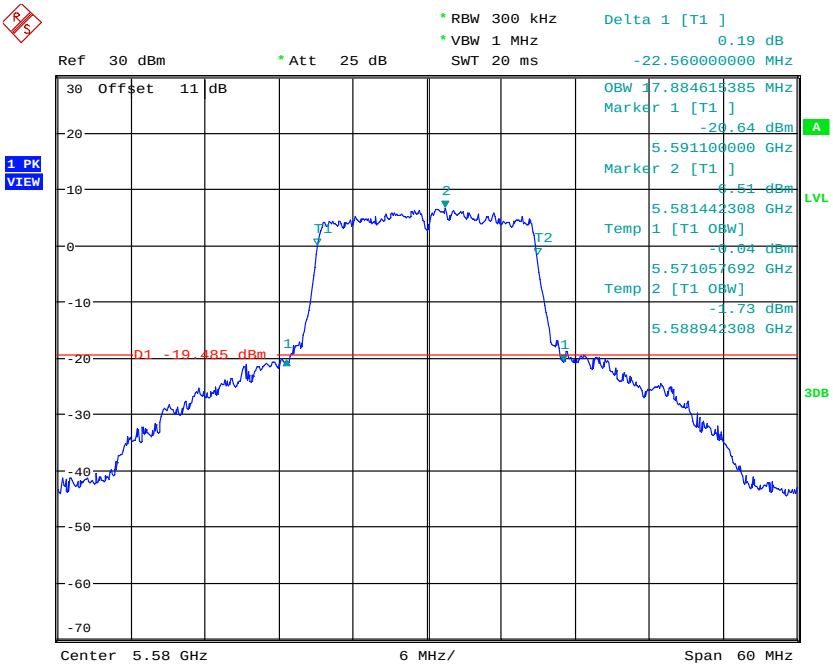

99% OBW & 26DB BANDWIDTH ANT2_11n20_CH116

Date: 16.MAY.2023 17:26:59

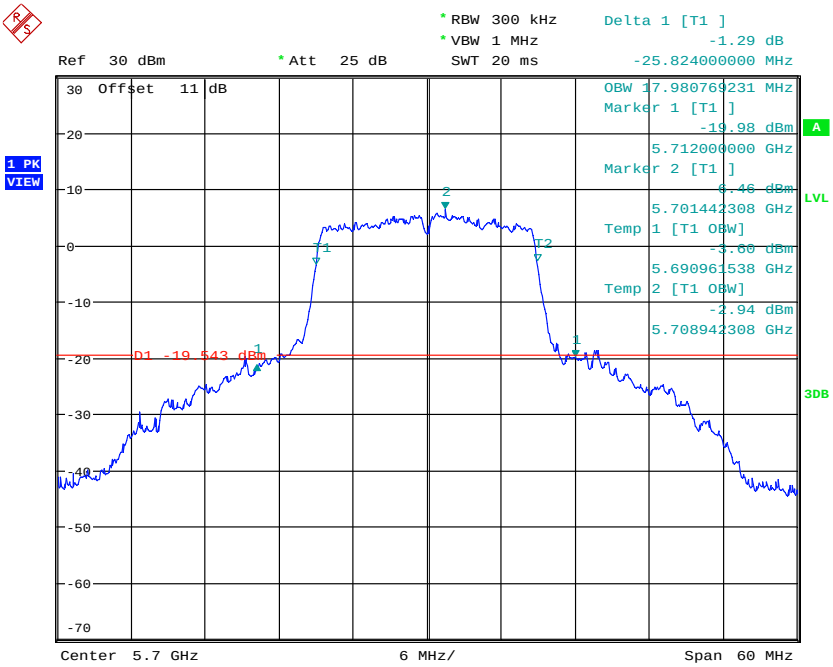

99% OBW & 26DB BANDWIDTH ANT2_11n20_CH140

Date: 16.MAY.2023 17:27:59

Registration number: W6M22211-22321-C-54
FCC ID: 2ARGX-NGAP

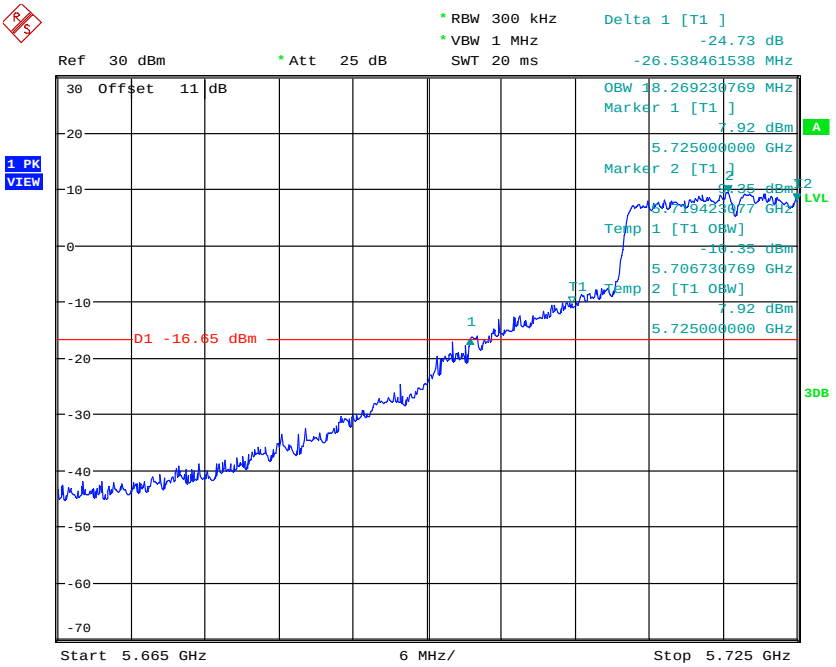

99% OBW & 26DB BANDWIDTH ANT2_11n20_CH144

Date: 16.JUN.2023 09:23:06

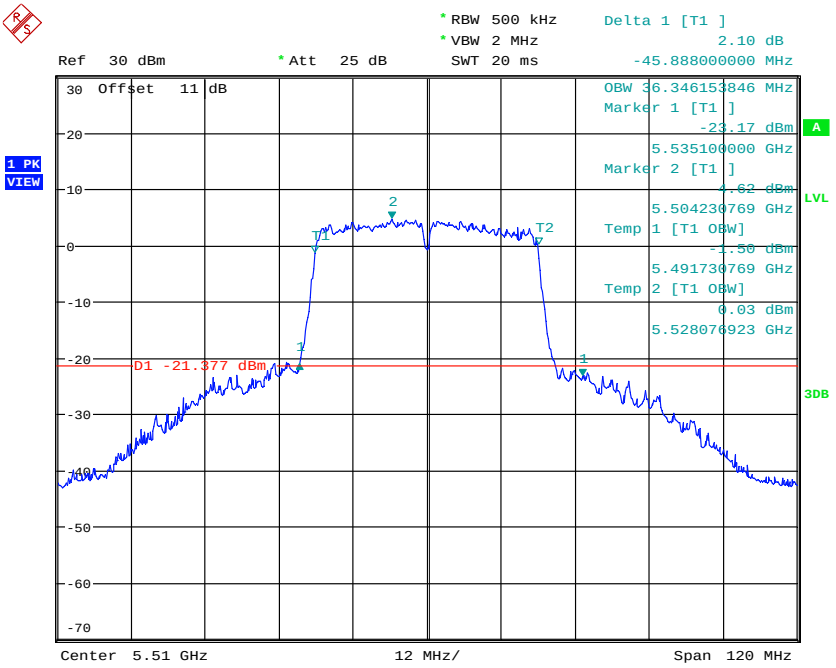

99% OBW & 26DB BANDWIDTH ANT2_11n40_CH102

Date: 16.MAY.2023 17:36:20

Registration number: W6M22211-22321-C-54
FCC ID: 2ARGX-NGAP

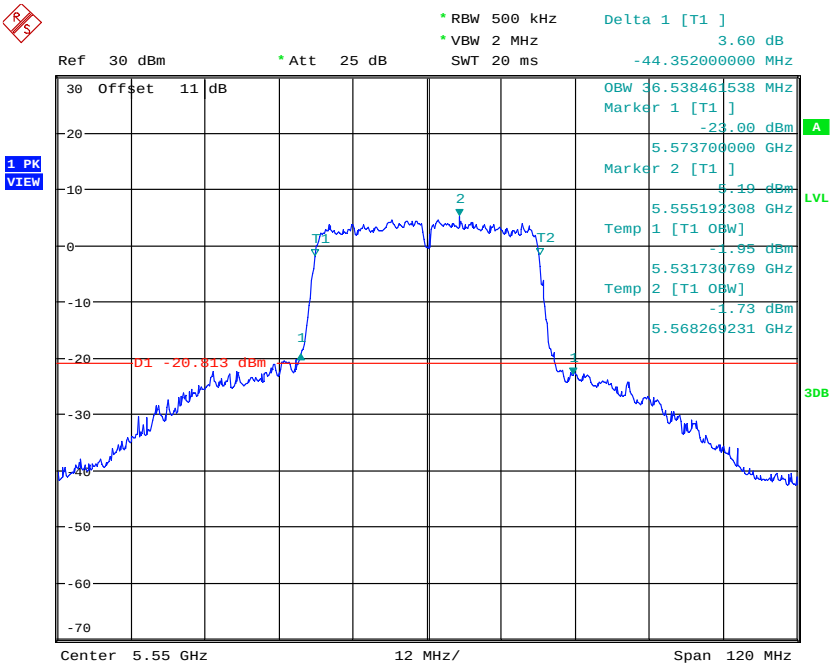

99% OBW & 26DB BANDWIDTH ANT2_11n40_CH110

Date: 16.MAY.2023 17:40:00

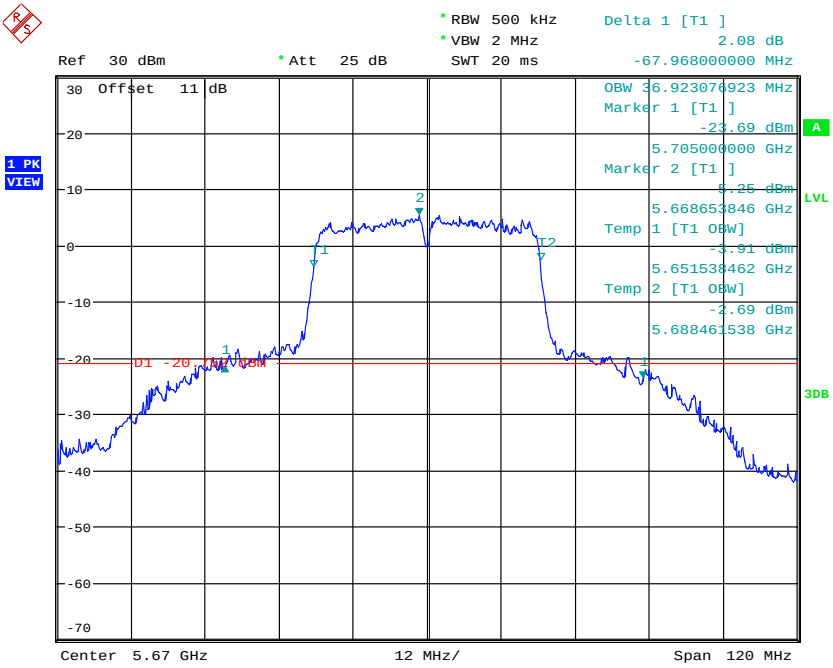

99% OBW & 26DB BANDWIDTH ANT2_11n40_CH134

Date: 16.MAY.2023 17:38:32

Registration number: W6M22211-22321-C-54
FCC ID: 2ARGX-NGAP

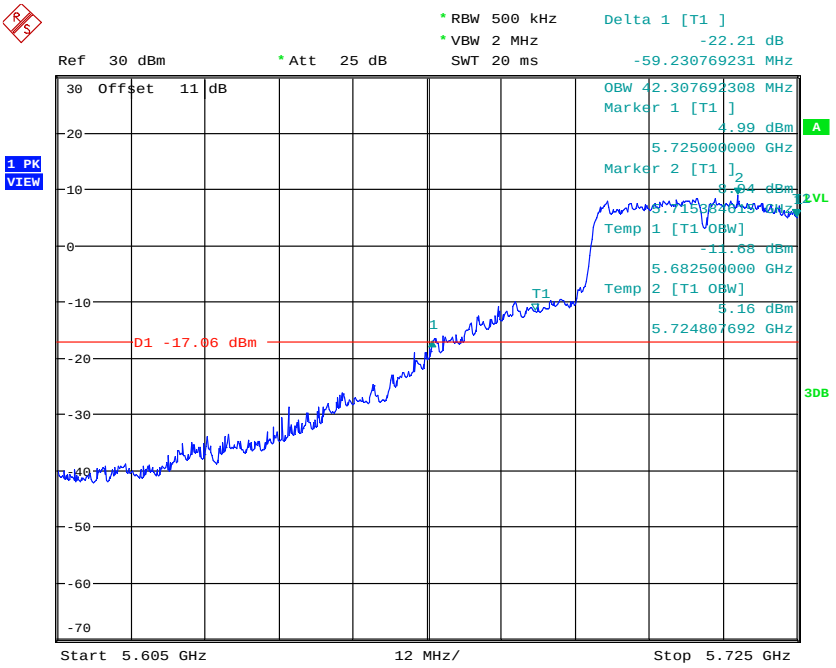

99% OBW & 26DB BANDWIDTH ANT2_11n40_CH142

Date: 14.JUN.2023 16:56:30

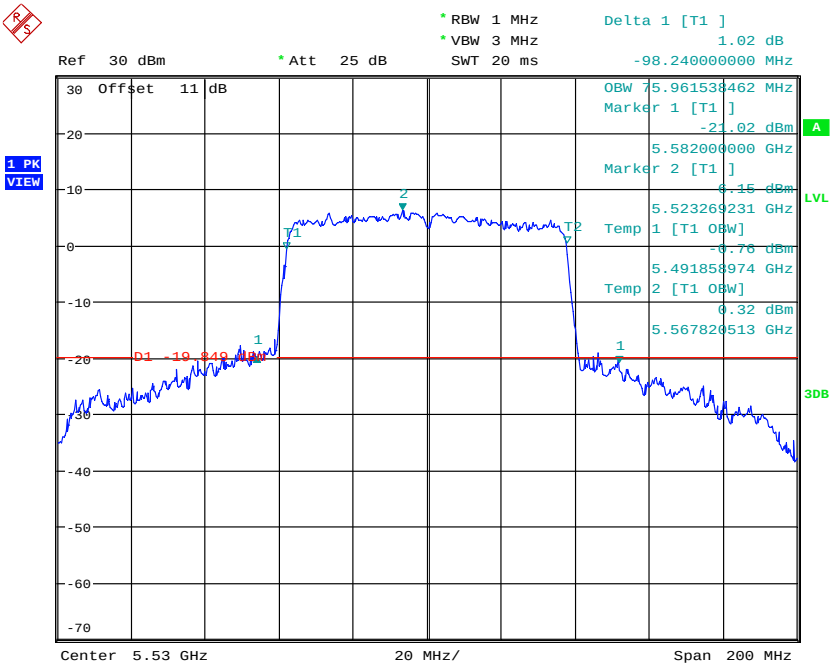

99% OBW & 26DB BANDWIDTH ANT2_11ac80_CH106

Date: 16.MAY.2023 17:42:17

Registration number: W6M22211-22321-C-54
FCC ID: 2ARGX-NGAP

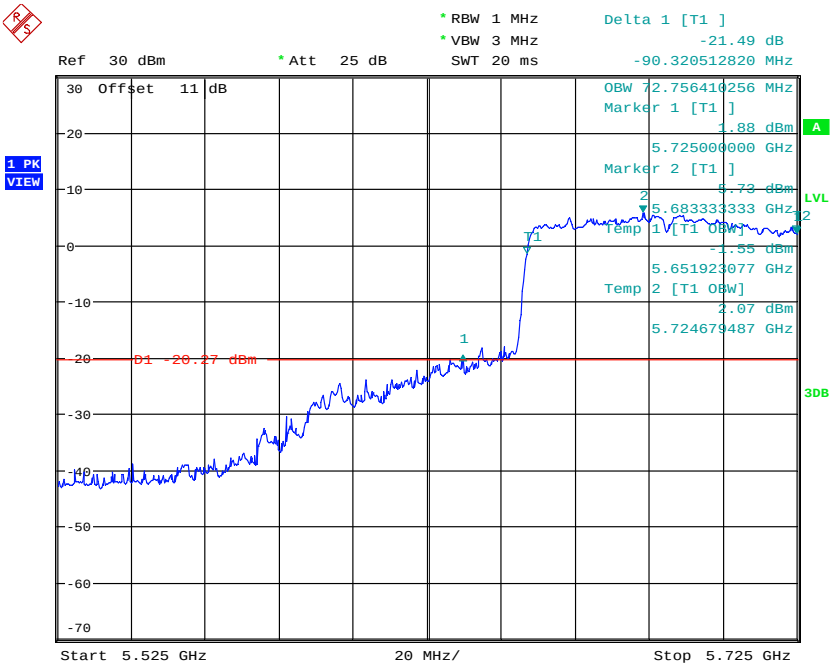

99% OBW & 26DB BANDWIDTH ANT2_11ac80_CH138
Date: 14.JUN.2023 16:59:14

Test equipment used: ETSTW-RE 055, ETSTW-RE 050

Registration number: W6M22211-22321-C-54
FCC ID: 2ARGX-NGAP

3.3 6dB emission bandwidth, 99% Occupied Bandwidth, FCC 15.407 (a)

According to §15.407(a). No Limit required.

Result:
Test date: May 16, 2023
Temperature: 27.9 ˚C
Humidity: 48.0 %
Tester: Sora

ANT A

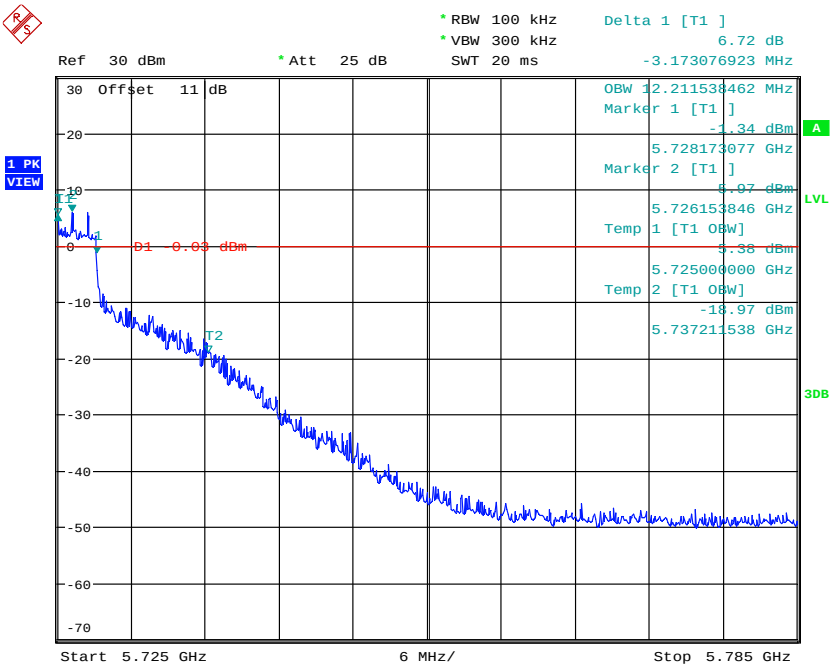

99% OBW & 6DB BANDWIDTH ANT1_11a_CH144
Date: 14.JUN.2023 11:49:30

Registration number: W6M22211-22321-C-54
FCC ID: 2ARGX-NGAP

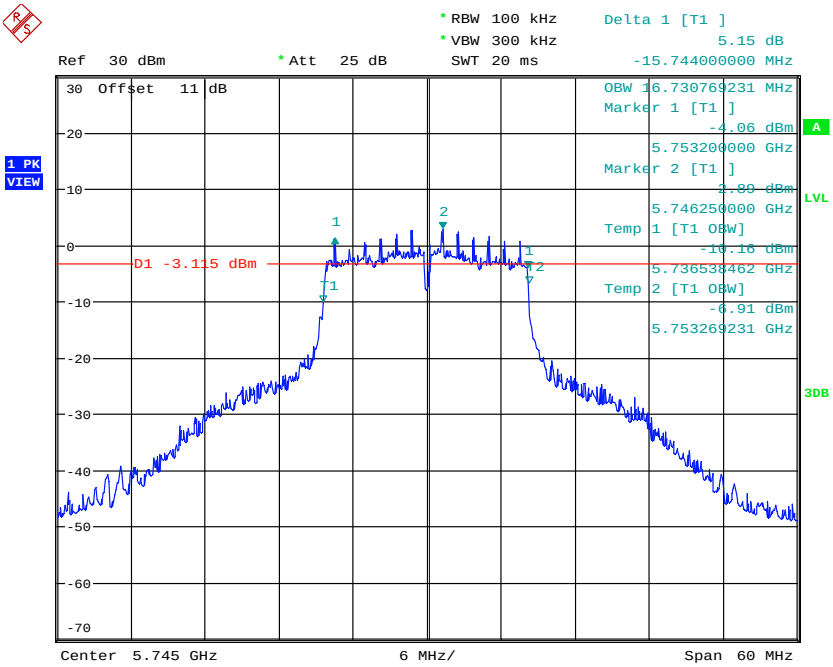

99% OBW & 6DB BANDWIDTH ANT1_11a_CH149

Date: 16.MAY.2023 15:06:49

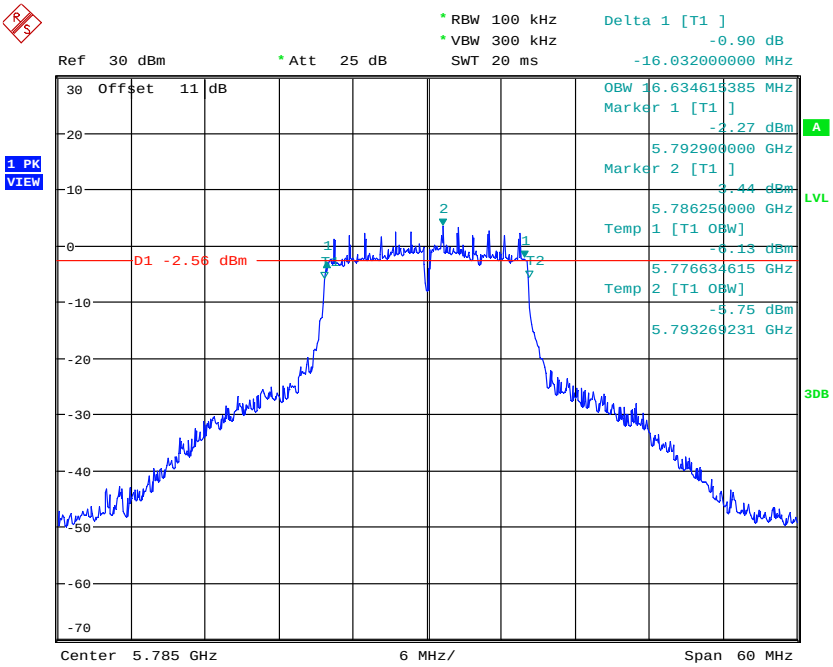

99% OBW & 6DB BANDWIDTH ANT1_11a_CH157

Date: 16.MAY.2023 15:08:50

Registration number: W6M22211-22321-C-54
FCC ID: 2ARGX-NGAP

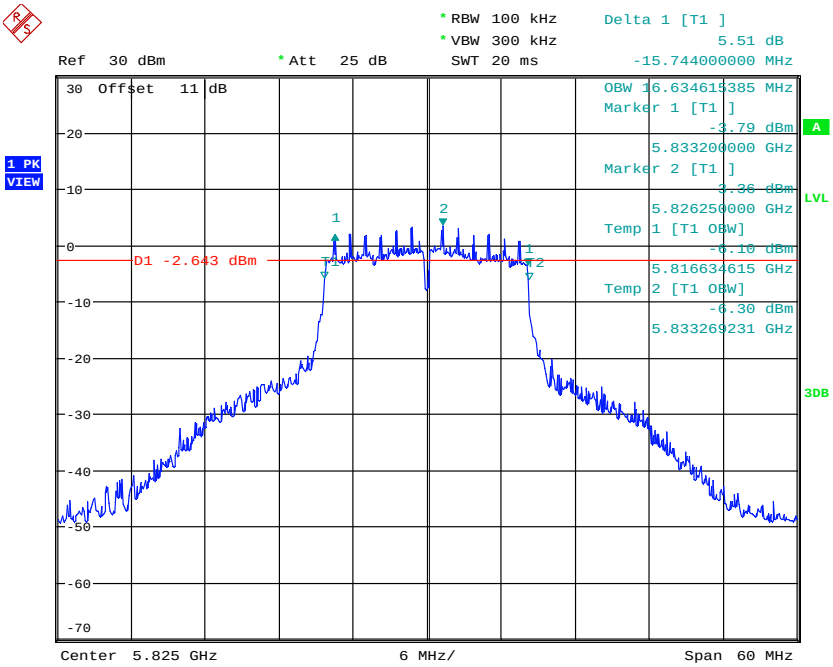

99% OBW & 6DB BANDWIDTH ANT1_11a_CH165

Date: 16.MAY.2023 15:10:01

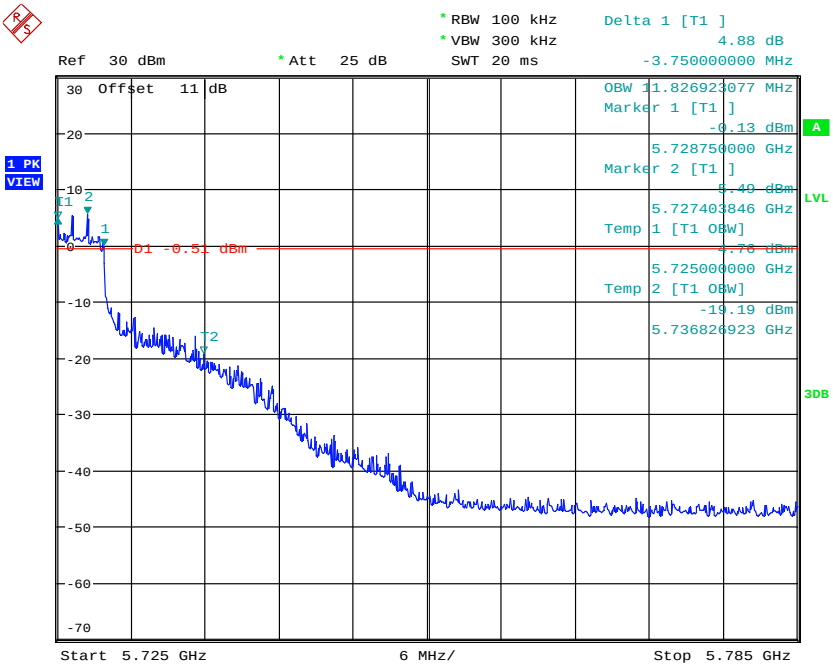

99% OBW & 6DB BANDWIDTH ANT1_11n20_CH144

Date: 16.JUN.2023 09:28:49

Registration number: W6M22211-22321-C-54
FCC ID: 2ARGX-NGAP

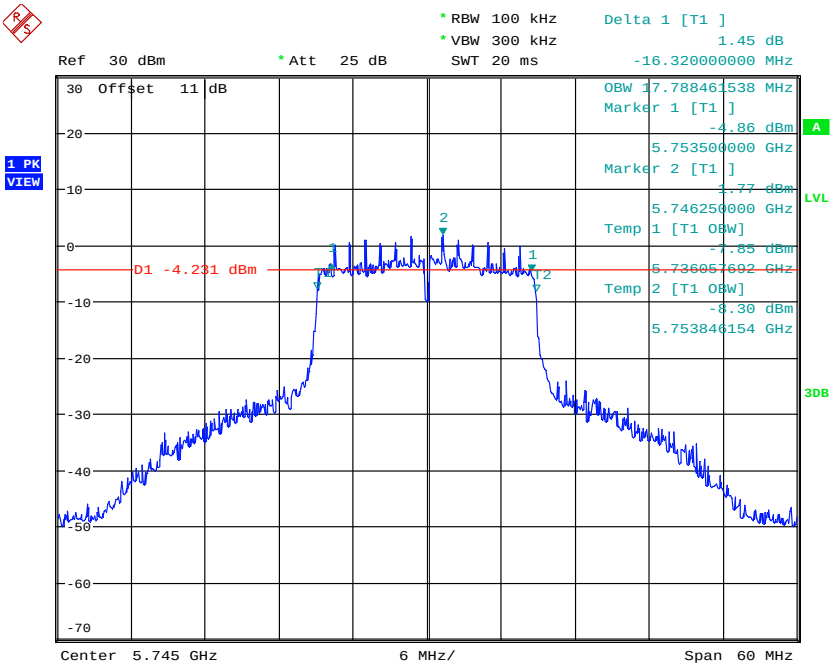

99% OBW & 6DB BANDWIDTH ANT1_11n20_CH149

Date: 16.MAY.2023 15:02:08

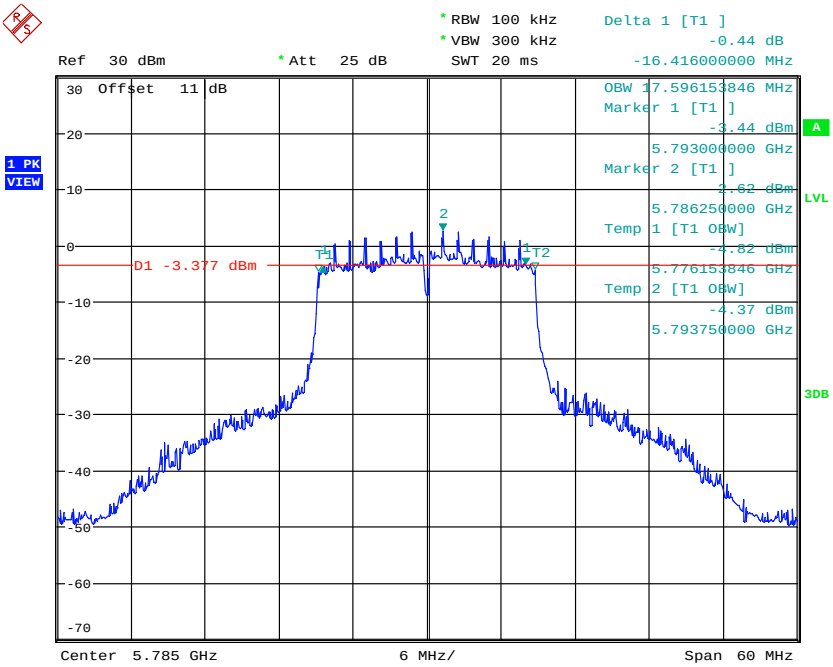

99% OBW & 6DB BANDWIDTH ANT1_11n20_CH157

Date: 16.MAY.2023 15:03:20

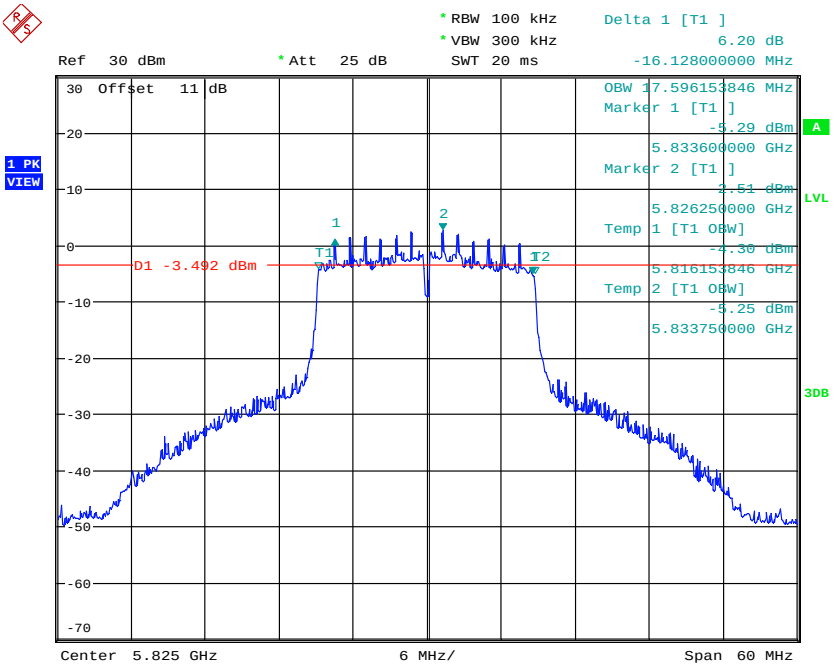

99% OBW & 6DB BANDWIDTH ANT1_11n20_CH165

Date: 16.MAY.2023 15:05:26

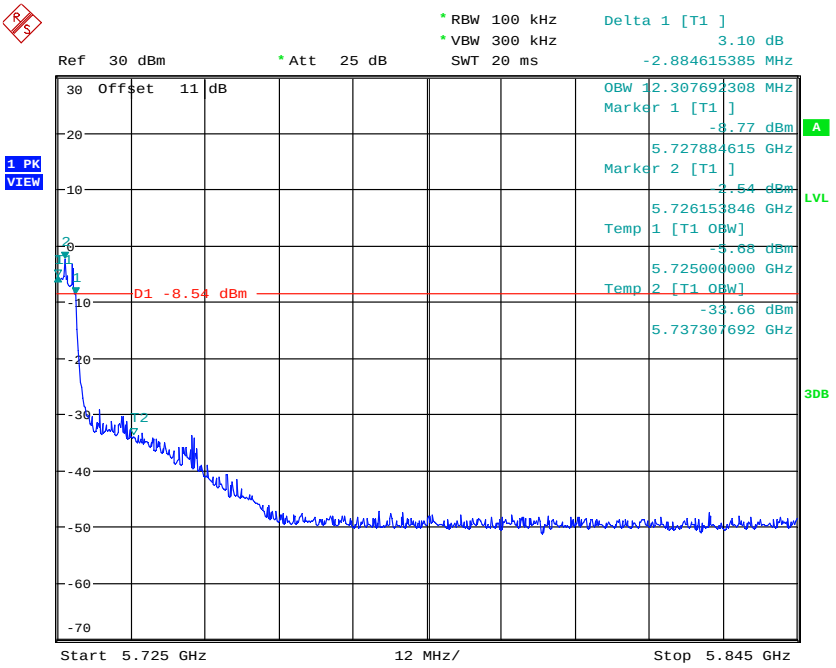

99% OBW & 6DB BANDWIDTH ANT1_11n40_CH142

Date: 14.JUN.2023 11:45:41

Registration number: W6M22211-22321-C-54
FCC ID: 2ARGX-NGAP

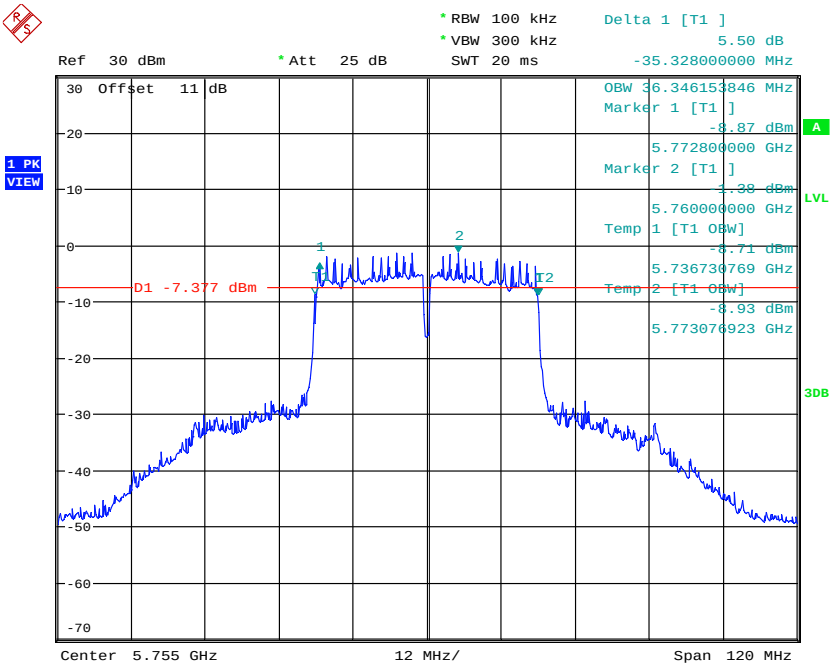

99% OBW & 6DB BANDWIDTH ANT1_11n40_CH151

Date: 16.MAY.2023 14:55:54

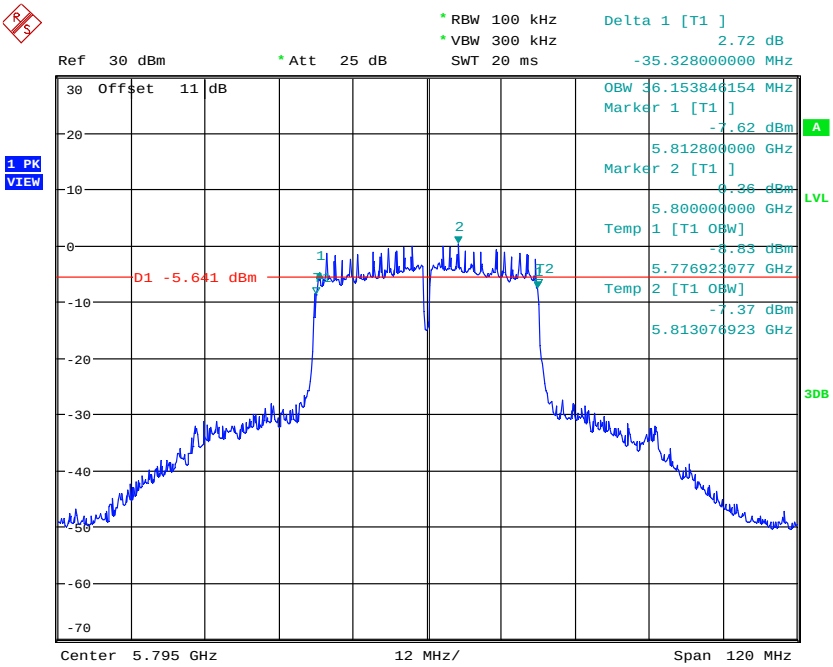

99% OBW & 6DB BANDWIDTH ANT1_11n40_CH159

Date: 16.MAY.2023 14:58:50

Registration number: W6M22211-22321-C-54
FCC ID: 2ARGX-NGAP

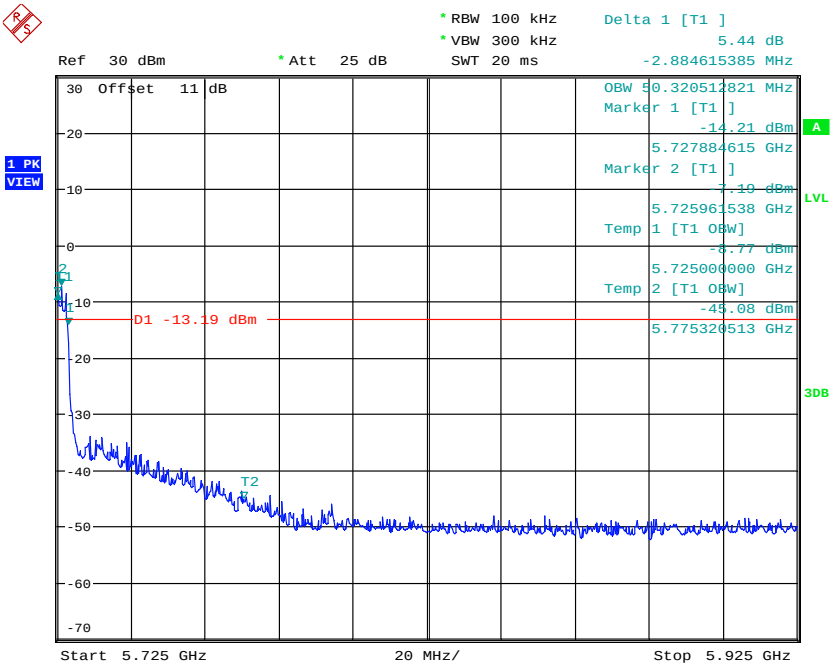

99% OBW & 6DB BANDWIDTH ANT1_11ac80_CH138

Date: 14.JUN.2023 11:43:04

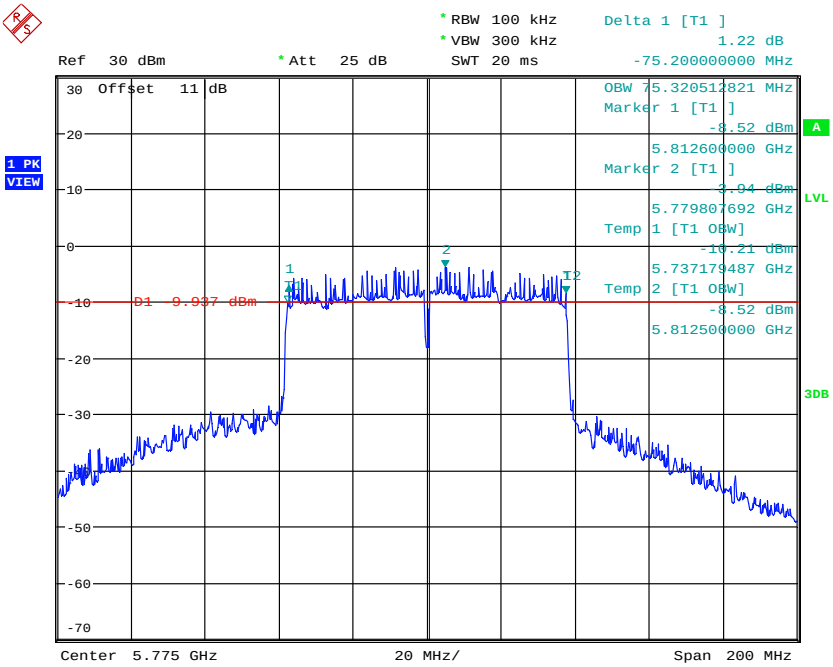

99% OBW & 6DB BANDWIDTH ANT1_11ac80_CH155

Date: 16.MAY.2023 14:51:36

Registration number: W6M22211-22321-C-54
FCC ID: 2ARGX-NGAP

ANT B

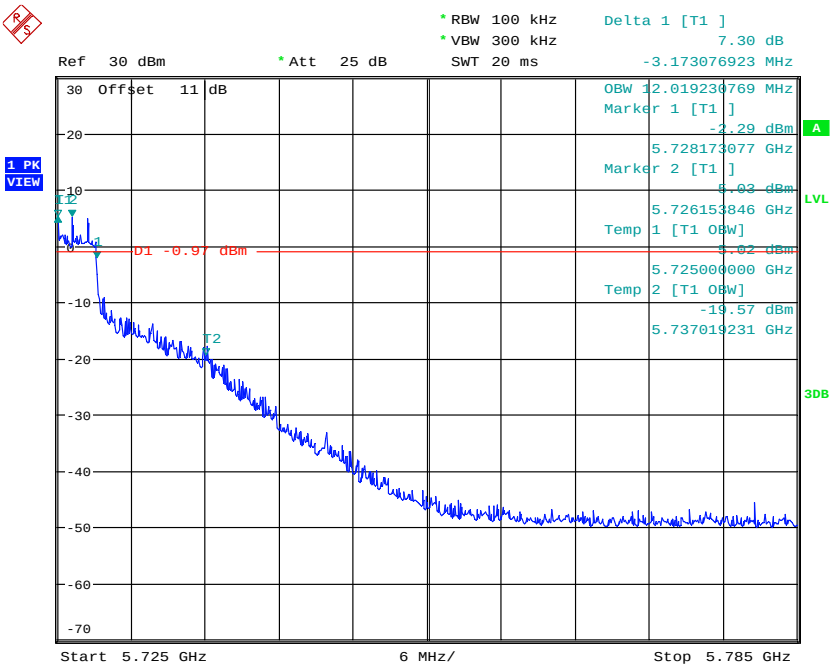

99% OBW & 6DB BANDWIDTH ANT2_11a_CH144

Date: 14.JUN.2023 16:45:33

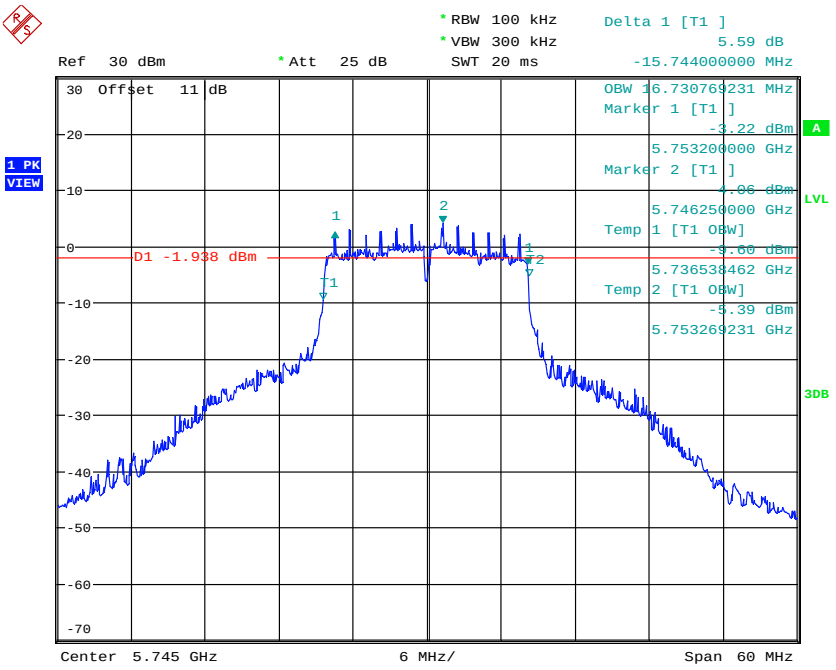

99% OBW & 6DB BANDWIDTH ANT2_11a_CH149

Date: 16.MAY.2023 15:21:01

Registration number: W6M22211-22321-C-54
FCC ID: 2ARGX-NGAP

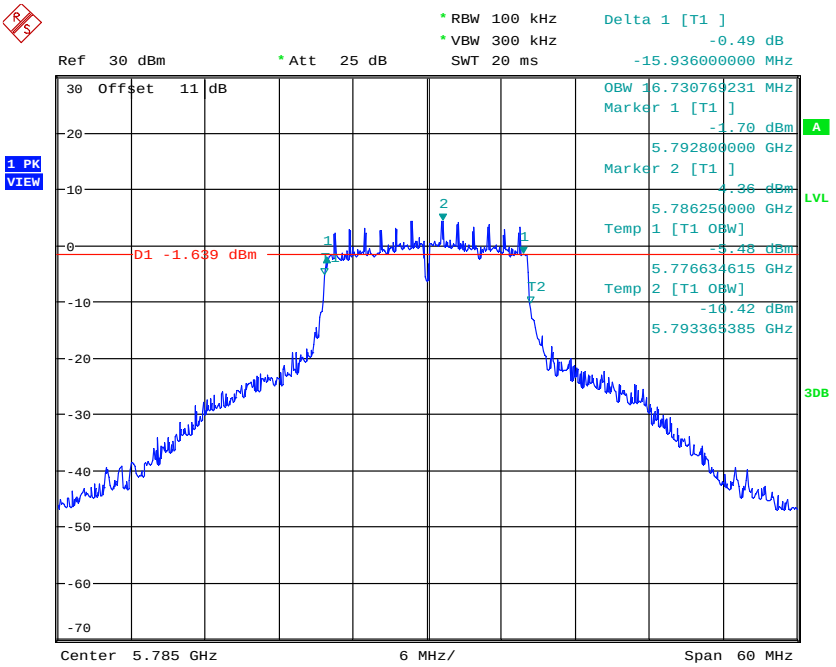

99% OBW & 6DB BANDWIDTH ANT2_11a_CH157

Date: 16.MAY.2023 15:23:19

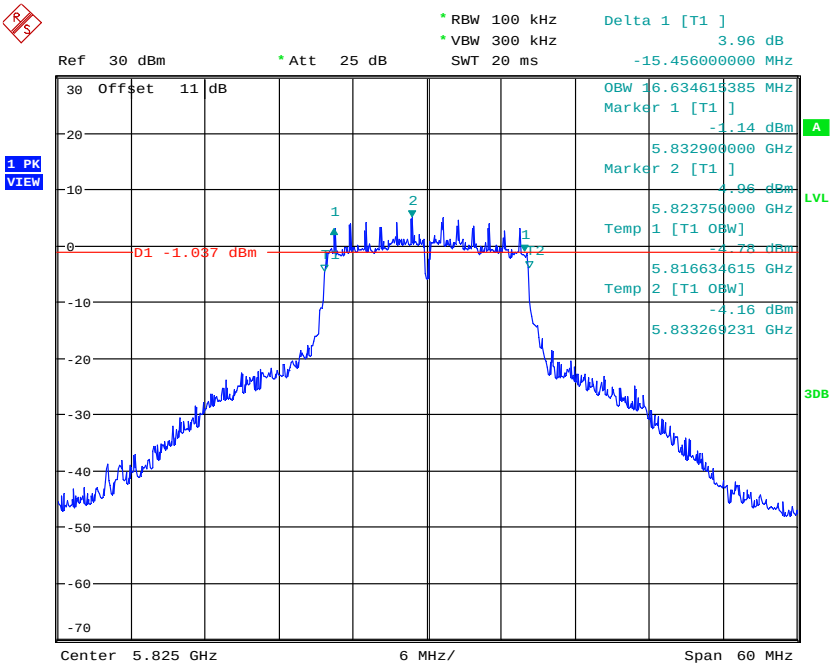

99% OBW & 6DB BANDWIDTH ANT2_11a_CH165

Date: 16.MAY.2023 15:32:18

Registration number: W6M22211-22321-C-54
FCC ID: 2ARGX-NGAP

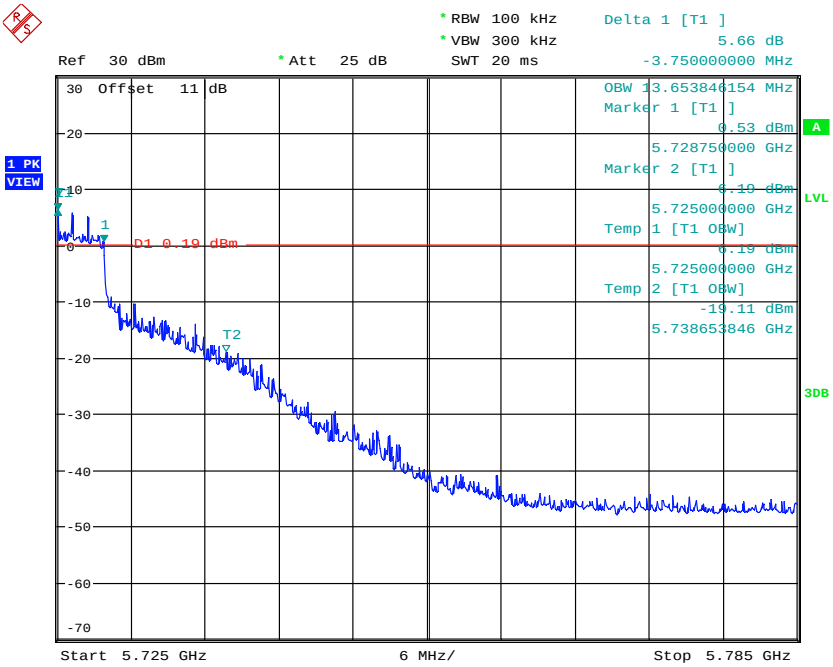

99% OBW & 6DB BANDWIDTH ANT2_11n20_CH144

Date: 16.JUN.2023 09:25:14

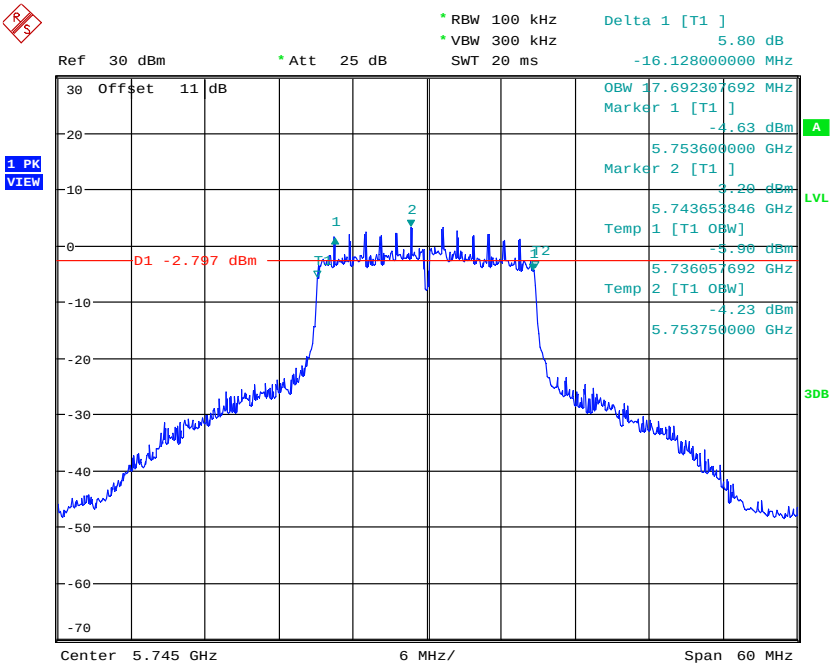

99% OBW & 6DB BANDWIDTH ANT2_11n20_CH149

Date: 16.MAY.2023 15:58:09

Registration number: W6M22211-22321-C-54
FCC ID: 2ARGX-NGAP

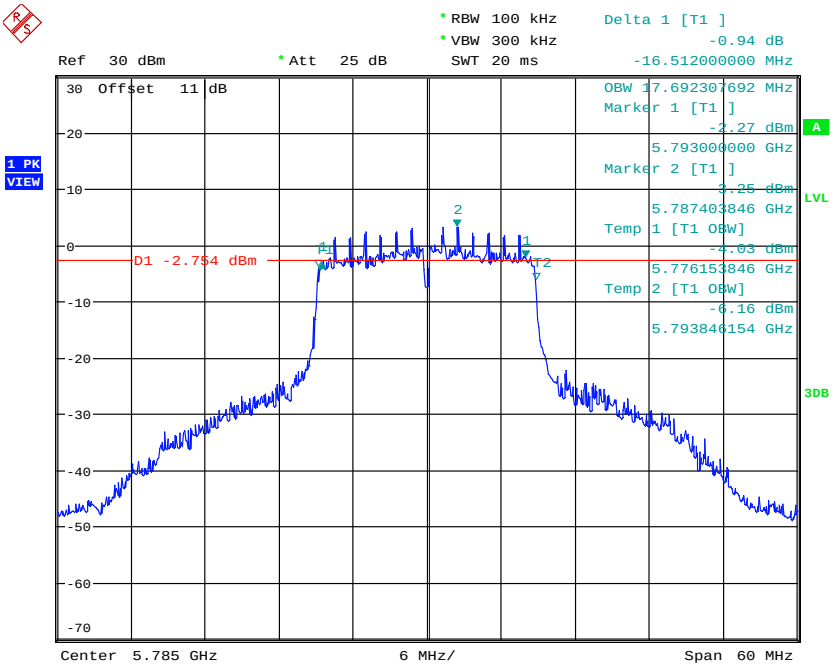

99% OBW & 6DB BANDWIDTH ANT2_11n20_CH157

Date: 16.MAY.2023 15:59:15

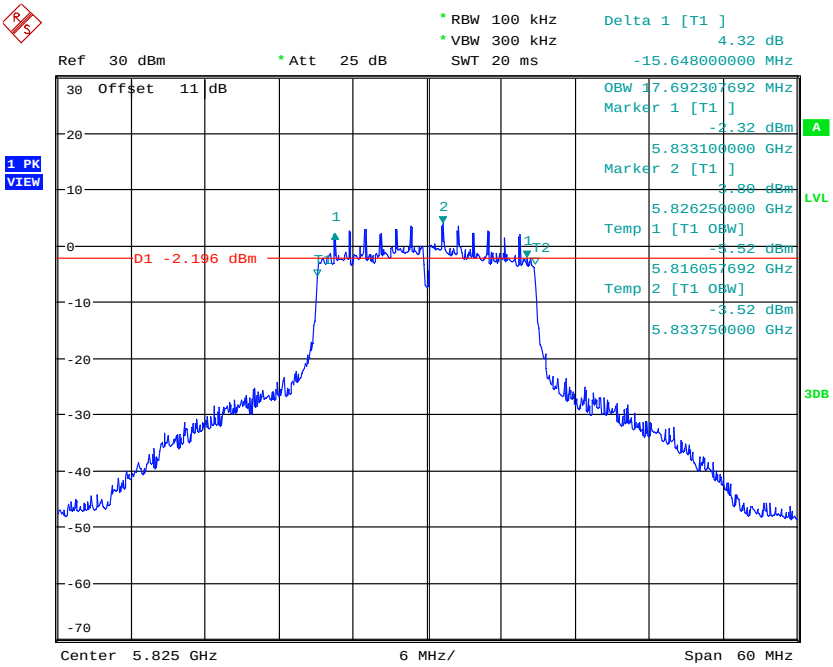

99% OBW & 6DB BANDWIDTH ANT2_11n20_CH165

Date: 16.MAY.2023 16:02:05

Registration number: W6M22211-22321-C-54
FCC ID: 2ARGX-NGAP

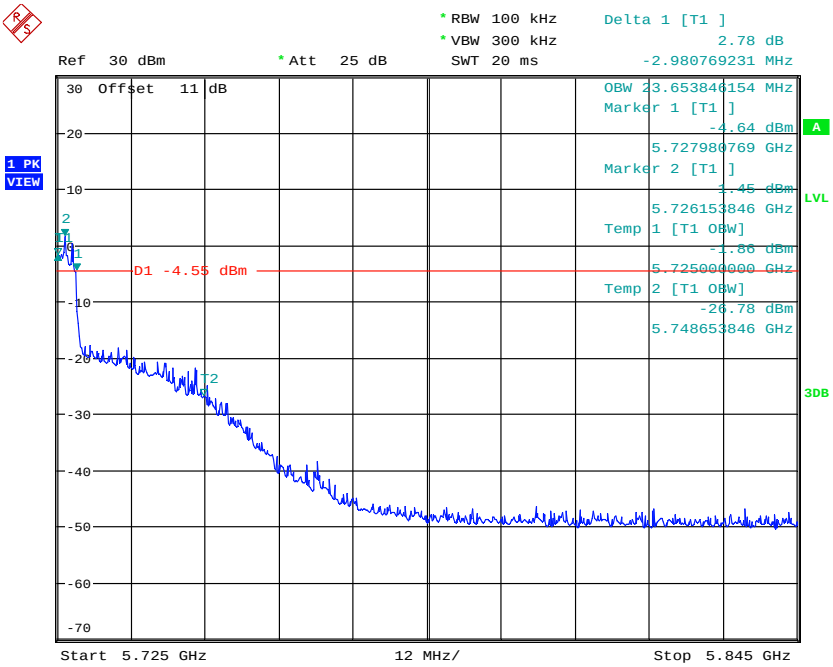

99% OBW & 6DB BANDWIDTH ANT2_11n40_CH142

Date: 14.JUN.2023 16:54:56

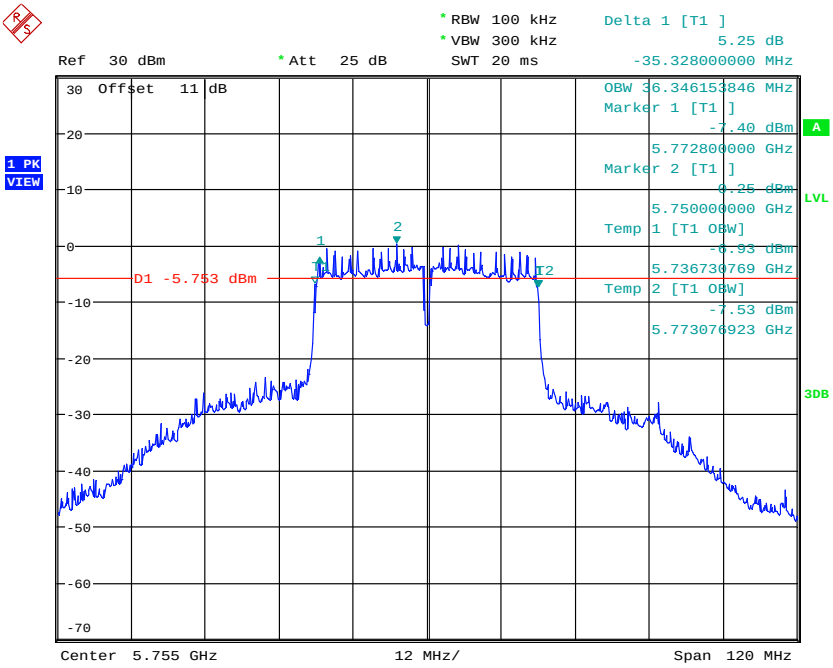

99% OBW & 6DB BANDWIDTH ANT2_11n40_CH151

Date: 16.MAY.2023 16:05:07

Registration number: W6M22211-22321-C-54
FCC ID: 2ARGX-NGAP

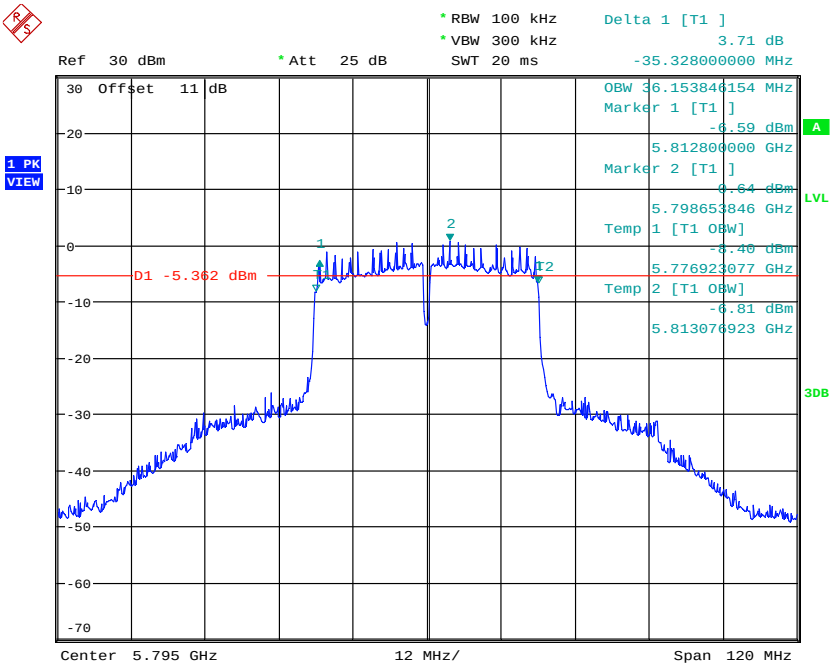

99% OBW & 6DB BANDWIDTH ANT2_11n40_CH159

Date: 16.MAY.2023 16:06:13

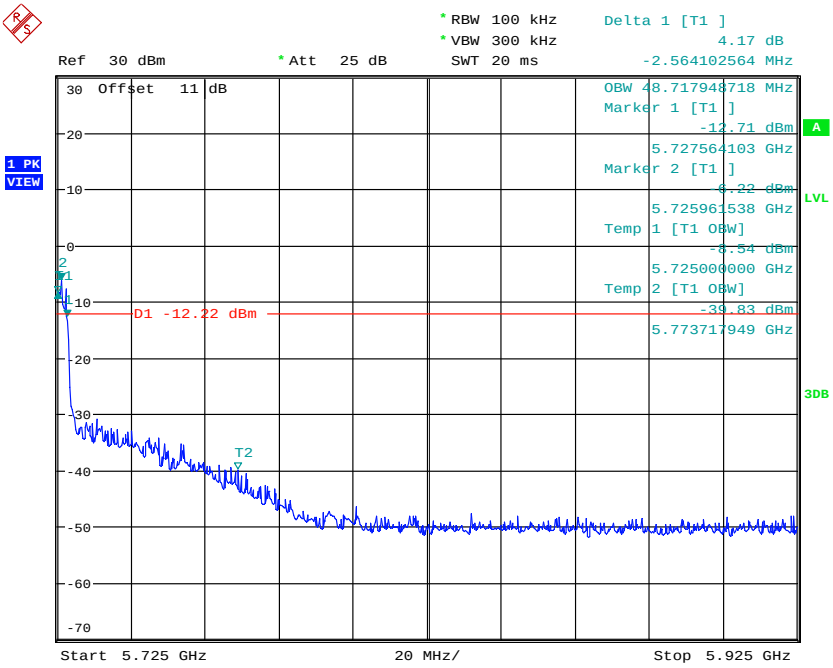

99% OBW & 6DB BANDWIDTH ANT2_11ac80_CH138

Date: 14.JUN.2023 17:00:40

Registration number: W6M22211-22321-C-54
FCC ID: 2ARGX-NGAP

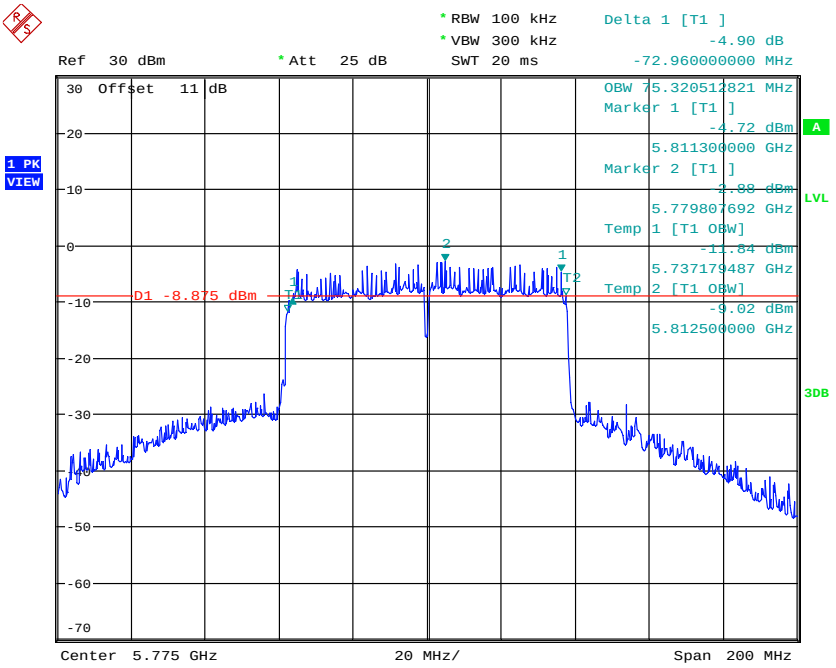

99% OBW & 6DB BANDWIDTH ANT2_11ac80_CH155
Date: 16.MAY.2023 16:09:31

Registration number: W6M22211-22321-C-54
FCC ID: 2ARGX-NGAP

3.4 Peak Power Spectral Density, FCC 15.407 (a)

According to §15.407(a)
For the band 5.15-5.25 GHz, the peak power spectral density shall not exceed 17 dBm/MHz for master device and 11 dBm/MHz for mobile/portable client device.
For the band 5.25-5.35 GHz and 5.47-5.725 GHz, the peak power spectral density shall not exceed 11 dBm/MHz.
For the band 5.725-5.850 GHz, the peak power spectral density shall not exceed 30 dBm/500kHz.

Test date: May 24, 2023-May 28, 2023
Temperature: 26.8 ˚C
Humidity: 54.1 %
Tester: Sora

Band	Mode	Channel	Conducted power with DF		Combine (dBm)	DF (dB)	Limit (dBm/MHz)
			Antenna 1 (dBm/MHz)	Antenna 2 (dBm/MHz)			
NII-1	802.11a	Ch 36 : 5180 MHz	2.78	3.79	-	0.19	17.00
		Ch 44 : 5220 MHz	3.28	3.81	-	0.19	17.00
		Ch 48 : 5240 MHz	2.86	4.25	-	0.19	17.00
	802.11n 20M	Ch 36 : 5180 MHz	1.35	2.66	5.06	0.70	17.00
		Ch 44 : 5220 MHz	1.71	2.52	5.14	0.70	17.00
		Ch 48 : 5240 MHz	2.14	2.62	5.40	0.70	17.00
	802.11n 40M	Ch 38 : 5190 MHz	-0.92	0.08	2.62	1.24	17.00
		Ch 46 : 5230 MHz	-0.43	0.63	3.15	1.24	17.00
	802.11ac 80M	Ch 42 : 5210 MHz	-3.92	-3.20	-0.53	0.77	17.00
NII-2A	802.11a	Ch 52 : 5260 MHz	1.06	3.71	-	0.19	11.00
		Ch 60 : 5300 MHz	0.83	2.82	-	0.19	11.00
		Ch 64 : 5320 MHz	1.50	2.72	-	0.19	11.00
	802.11n 20M	Ch 52 : 5260 MHz	0.55	2.59	4.70	0.70	11.00
		Ch 60 : 5300 MHz	0.14	1.89	4.11	0.70	11.00
		Ch 64 : 5320 MHz	1.01	1.60	4.32	0.70	11.00
	802.11n 40M	Ch 54 : 5270 MHz	-2.35	0.09	2.05	1.24	11.00
		Ch 62 : 5310 MHz	-2.31	-0.69	1.59	1.24	11.00
	802.11ac 80M	Ch 58 : 5290 MHz	-6.69	-4.43	-2.40	0.77	11.00
NII-2C	802.11a	Ch 100 : 5500 MHz	1.99	3.53	-	0.19	11.00
		Ch 116 : 5580 MHz	3.21	4.96	-	0.19	11.00
		Ch 140 : 5700 MHz	3.21	4.04	-	0.19	11.00
		Ch 144 : 5720 MHz	7.30	7.53	-	0.19	11.00

	802.11n 20M	Ch 100 : 5500 MHz	0.96	2.54	4.83	0.70	11.00
		Ch 116 : 5580 MHz	3.70	4.20	6.97	0.70	11.00
		Ch 140 : 5700 MHz	2.38	3.33	5.89	0.70	11.00
		Ch 144 : 5720 MHz	6.68	5.31	9.06	0.70	11.00
	802.11n 40M	Ch 102 : 5510 MHz	-1.64	0.44	2.54	1.24	11.00
		Ch 110 : 5550 MHz	-0.66	0.19	2.80	1.24	11.00
		Ch 134 : 5670 MHz	-1.67	0.42	2.51	1.24	11.00
		Ch 142 : 5710 MHz	3.63	3.87	6.77	1.24	11.00
	802.11ac 80M	Ch 106 : 5530 MHz	-4.93	-3.42	-1.09	0.77	11.00
		Ch 138 : 5690 MHz	-4.54	-4.94	-1.72	0.77	11.00
NII-3	802.11a	Ch 144 : 5720 MHz	1.99	3.37	-	0.19	30.00
		Ch 149 : 5745 MHz	-1.07	0.35	-	0.19	30.00
		Ch 157 : 5785 MHz	0.20	0.47	-	0.19	30.00
		Ch 165 : 5825 MHz	0.11	1.48	-	0.19	30.00
	802.11n 20M	Ch 144 : 5720 MHz	1.31	2.41	4.90	0.70	30.00
		Ch 149 : 5745 MHz	-2.12	-0.67	1.67	0.70	30.00
		Ch 157 : 5785 MHz	-0.61	-0.26	2.58	0.70	30.00
		Ch 165 : 5825 MHz	-1.47	0.34	2.54	0.70	30.00
	802.11n 40M	Ch 142 : 5710 MHz	-0.73	-0.52	2.39	1.24	30.00
		Ch 151 : 5755 MHz	-4.56	-3.32	-0.88	1.24	30.00
		Ch 159 : 5795 MHz	-3.08	-2.36	0.31	1.24	30.00
	802.11ac 80M	Ch 138: 5690 MHz	-10.44	-10.50	-7.45	0.77	30.00
		Ch 155: 5775 MHz	-7.82	-7.04	-4.40	0.77	30.00
Note : NII-3 Limit is dBm/500kHz							

Registration number: W6M22211-22321-C-54
FCC ID: 2ARGX-NGAP

ANT A
5.15 GHz ~ 5.25 GHz

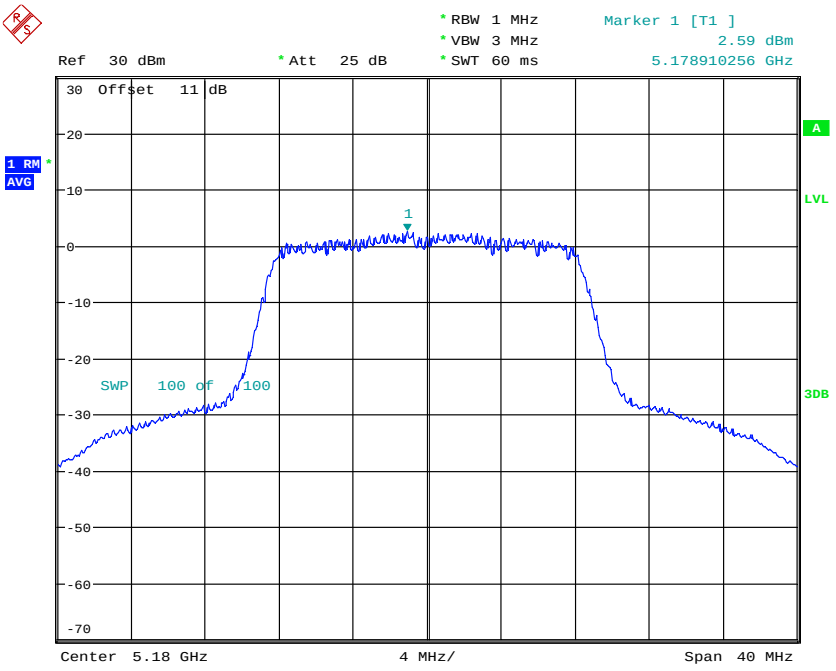

POWER DENSITY AV ANT111aCH36
Date: 16.MAY.2023 11:44:50

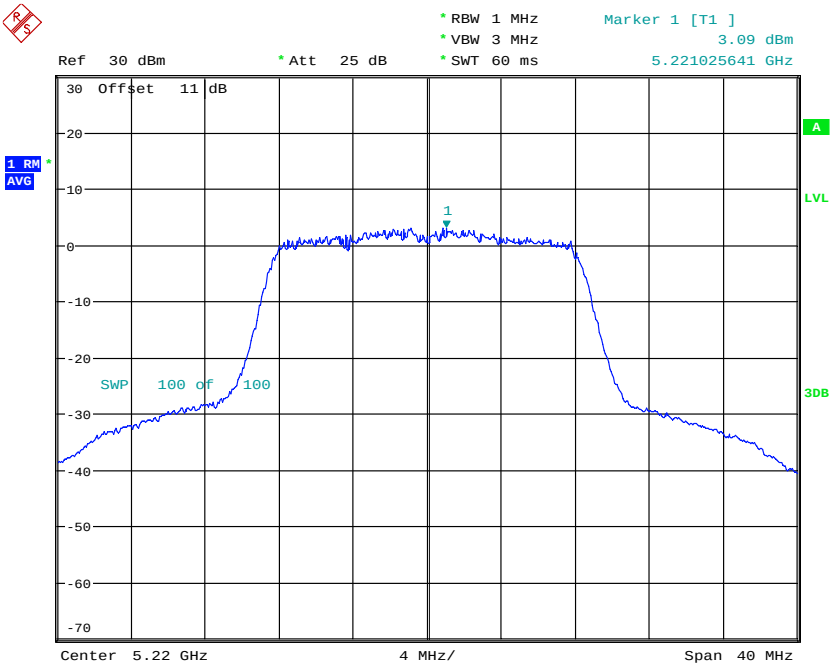

POWER DENSITY AV ANT111aCH44
Date: 16.MAY.2023 11:48:38

Registration number: W6M22211-22321-C-54
FCC ID: 2ARGX-NGAP

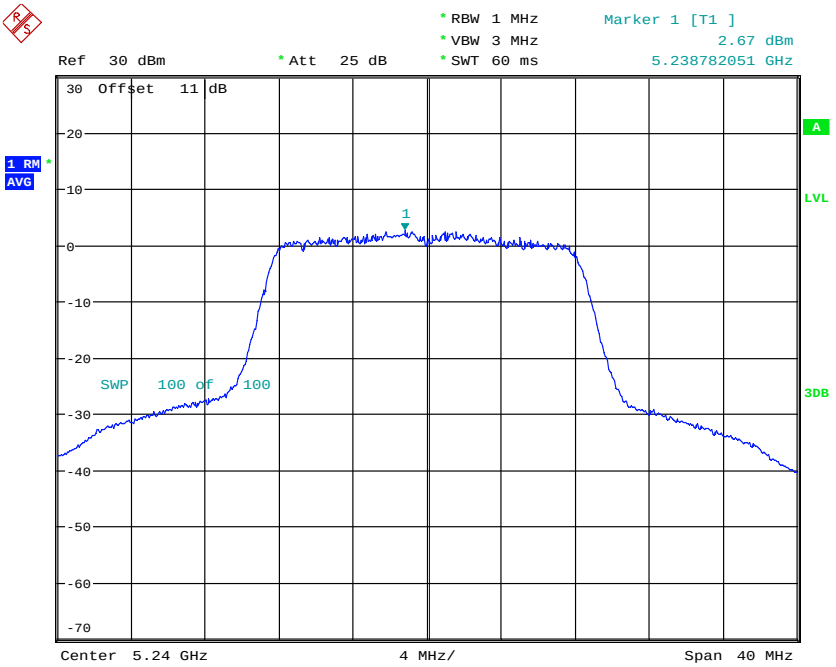

POWER DENSITY AV ANT111aCH48
Date: 16.MAY.2023 11:51:40

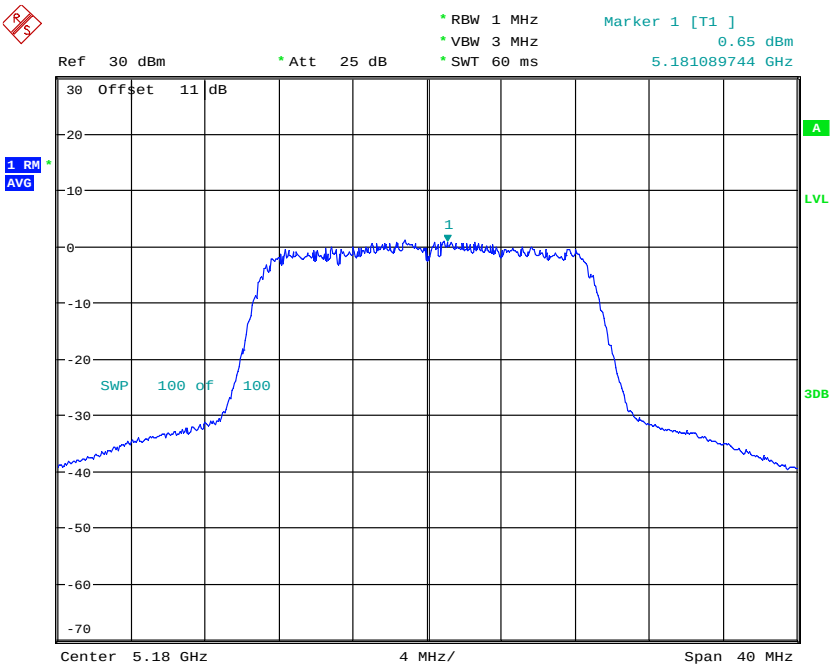

POWER DENSITY AV ANT111n20CH36
Date: 16.MAY.2023 11:53:11

Registration number: W6M22211-22321-C-54
FCC ID: 2ARGX-NGAP

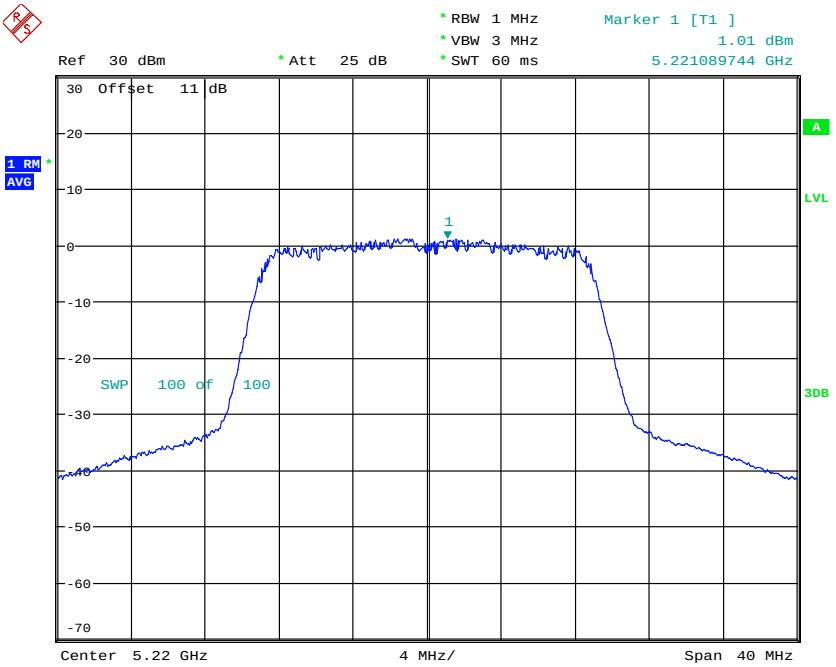

POWER DENSITY AV ANT111n20CH44
Date: 2.JUN.2023 09:30:27

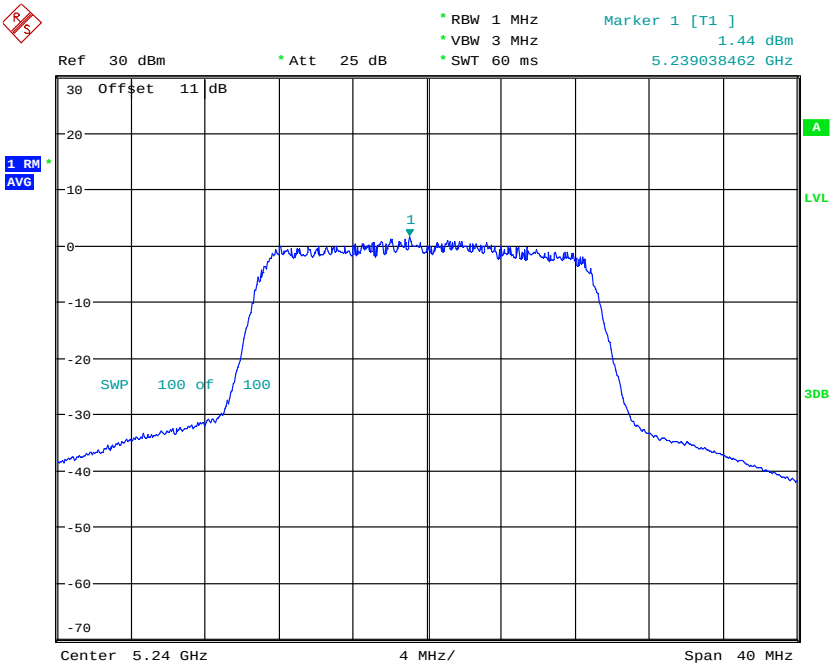

POWER DENSITY AV ANT111n20CH48
Date: 16.MAY.2023 11:56:32

Registration number: W6M22211-22321-C-54
FCC ID: 2ARGX-NGAP

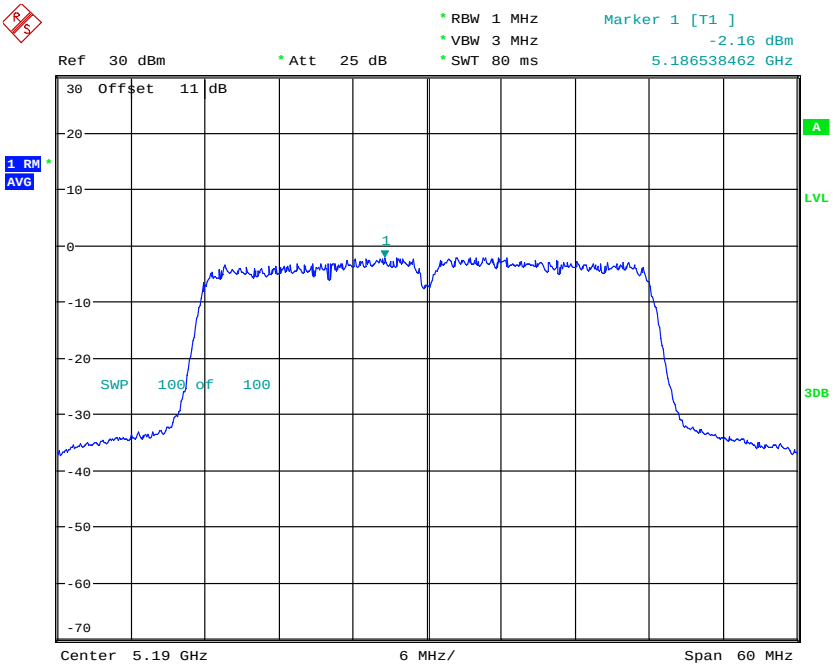

POWER DENSITY AV ANT111n40CH38
Date: 16.MAY.2023 11:59:06

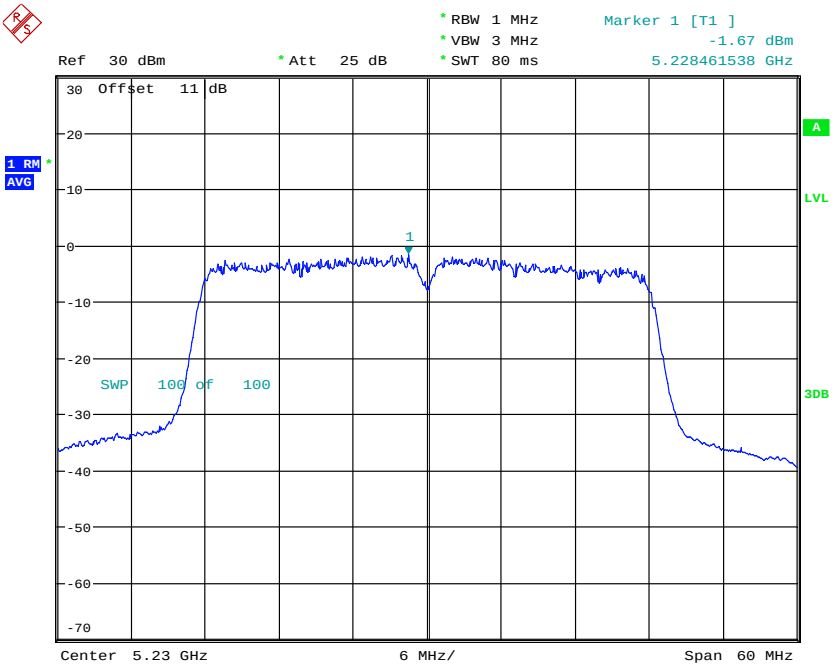

POWER DENSITY AV ANT111n40CH46
Date: 16.MAY.2023 12:00:14

Registration number: W6M22211-22321-C-54
FCC ID: 2ARGX-NGAP

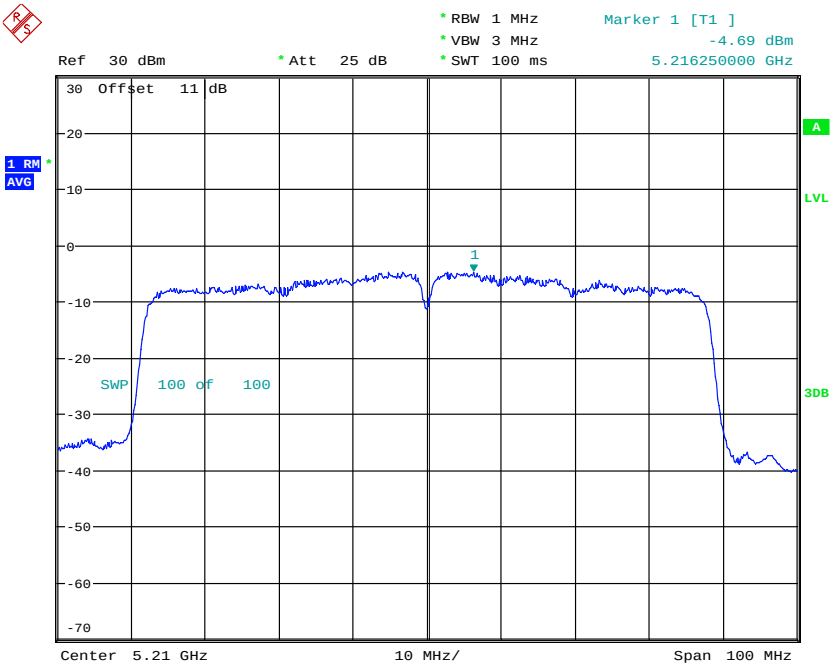

POWER DENSITY AV ANT111ac80CH42
Date: 16.MAY.2023 12:04:01

5.25 GHz ~ 5.35 GHz

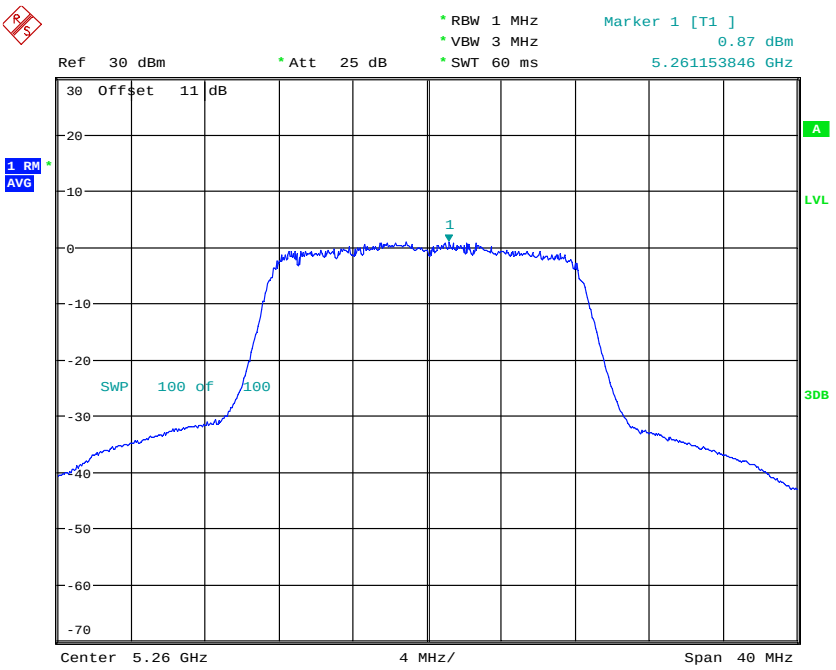

POWER DENSITY AV ANT111aCH52
Date: 16.MAY.2023 12:44:58

Registration number: W6M22211-22321-C-54
FCC ID: 2ARGX-NGAP

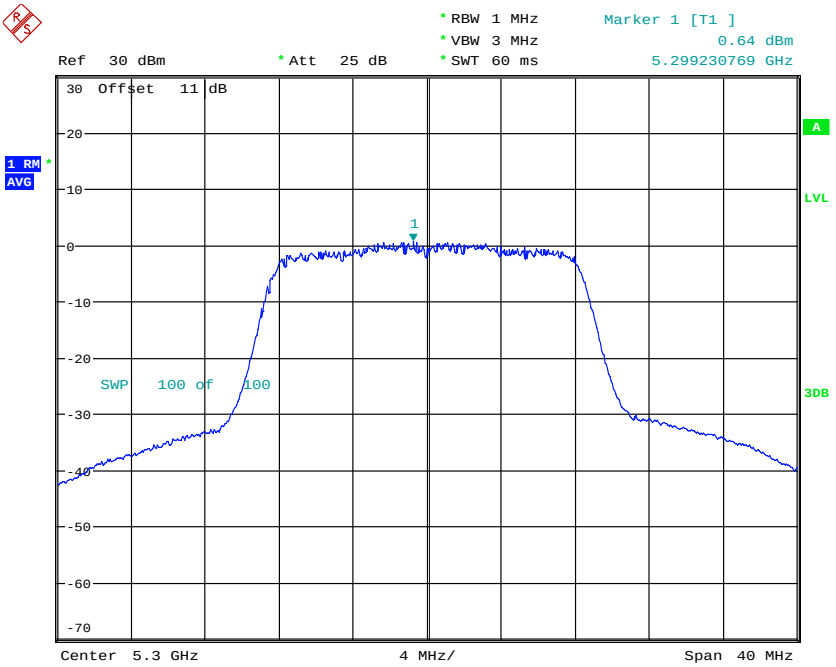

POWER DENSITY AV ANT111aCH60
Date: 16.MAY.2023 12:45:56

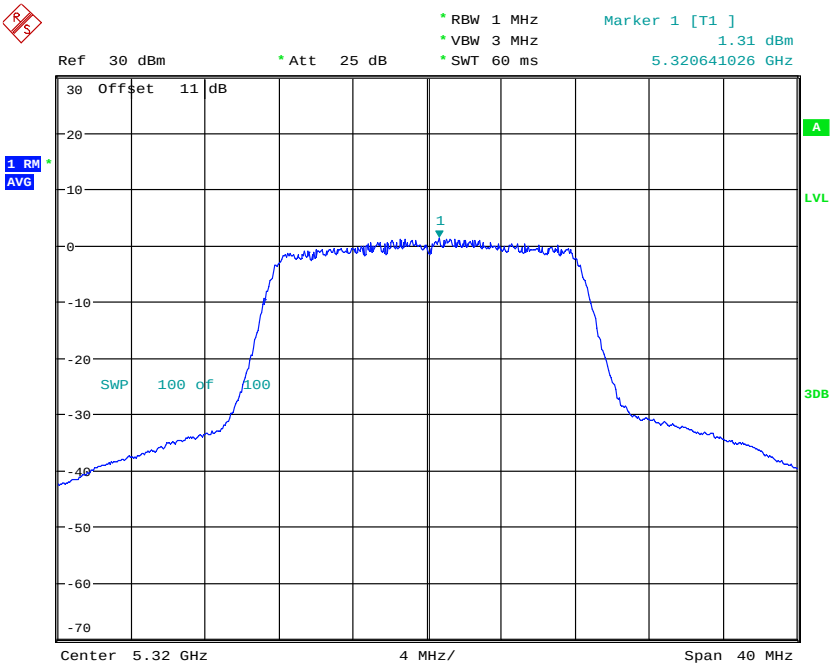

POWER DENSITY AV ANT111aCH64
Date: 16.MAY.2023 12:50:23

Registration number: W6M22211-22321-C-54
FCC ID: 2ARGX-NGAP

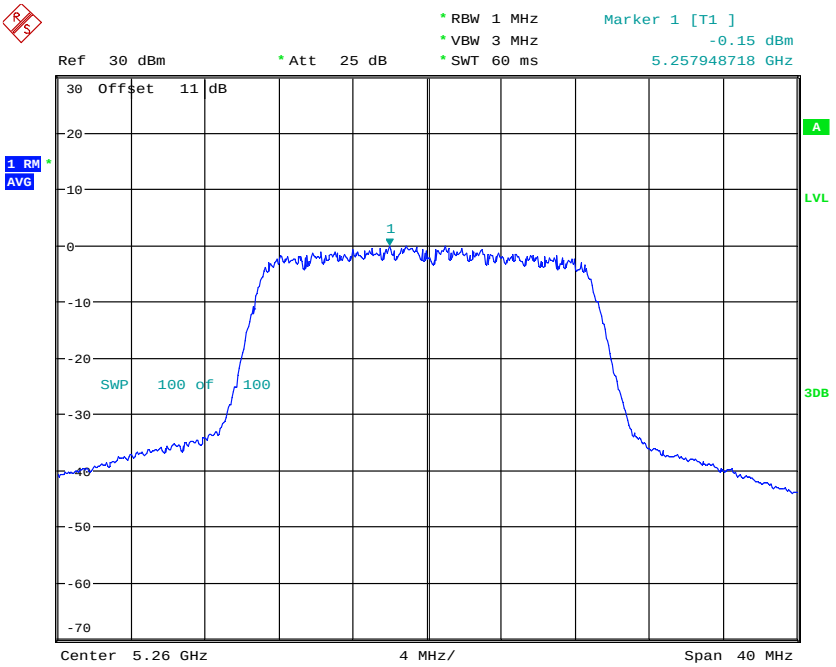

POWER DENSITY AV ANT111n20CH52
Date: 16.MAY.2023 12:38:41

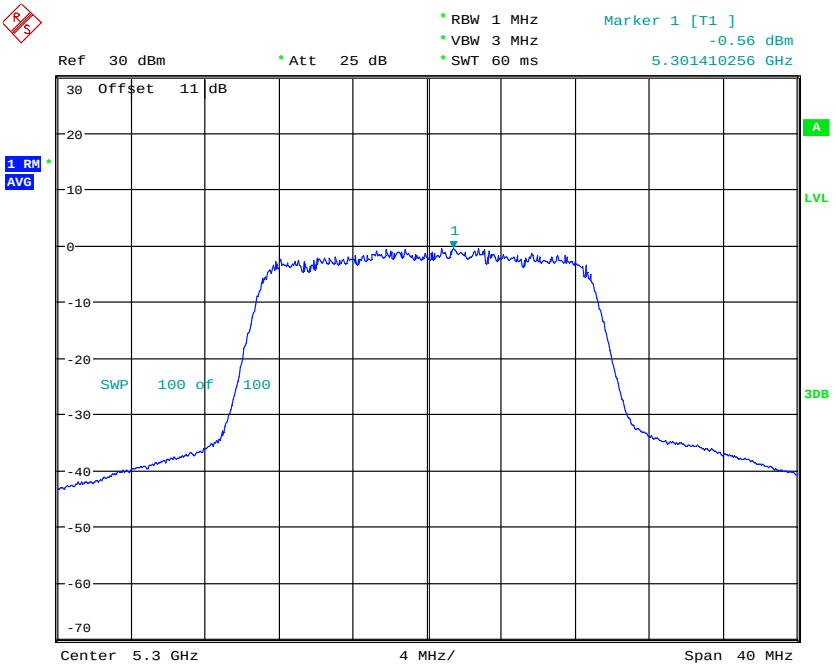

POWER DENSITY AV ANT111n20CH60
Date: 16.MAY.2023 12:39:52

Registration number: W6M22211-22321-C-54
FCC ID: 2ARGX-NGAP

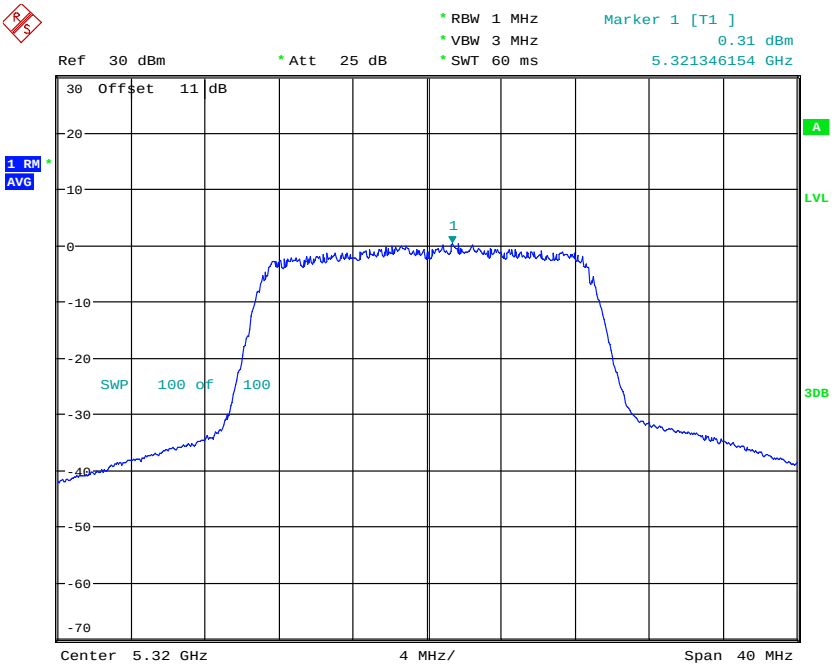

POWER DENSITY AV ANT111n20CH64
Date: 16.MAY.2023 12:42:28

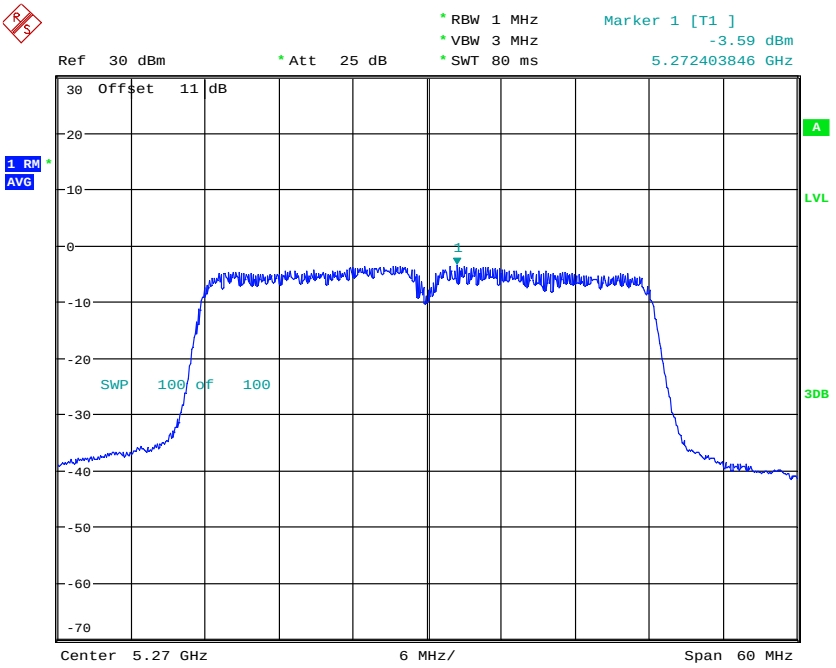

POWER DENSITY AV ANT111n40CH54
Date: 16.MAY.2023 12:34:44

Registration number: W6M22211-22321-C-54
FCC ID: 2ARGX-NGAP

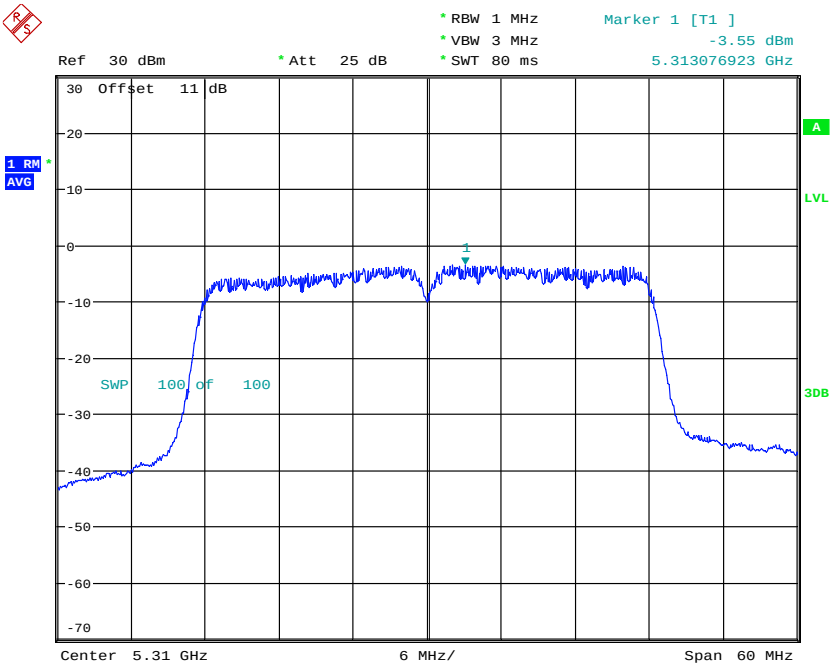

POWER DENSITY AV ANT111n40CH62
Date: 16.MAY.2023 12:36:06

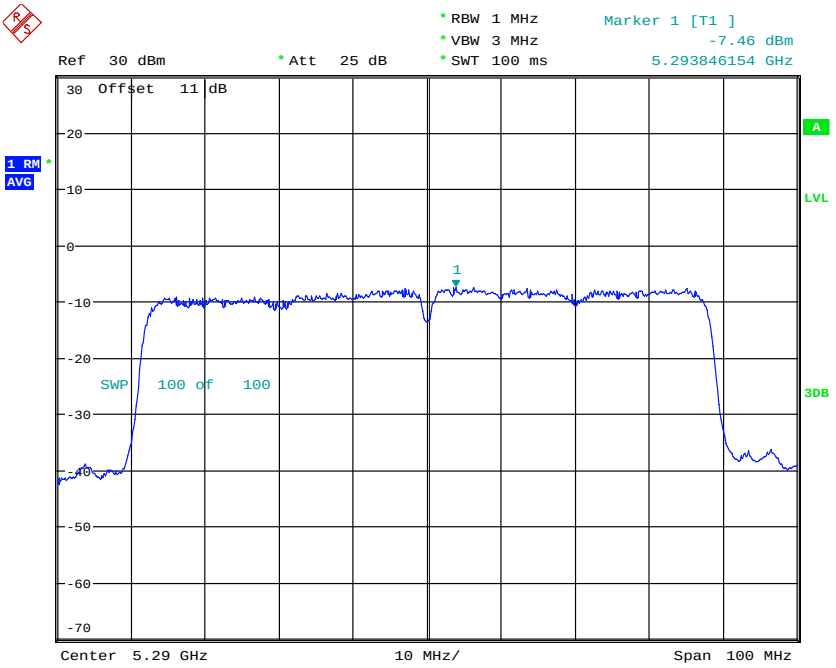

POWER DENSITY AV ANT111ac80CH58
Date: 16.MAY.2023 12:31:39

Registration number: W6M22211-22321-C-54
FCC ID: 2ARGX-NGAP

5.47 GHz ~ 5.725 GHz

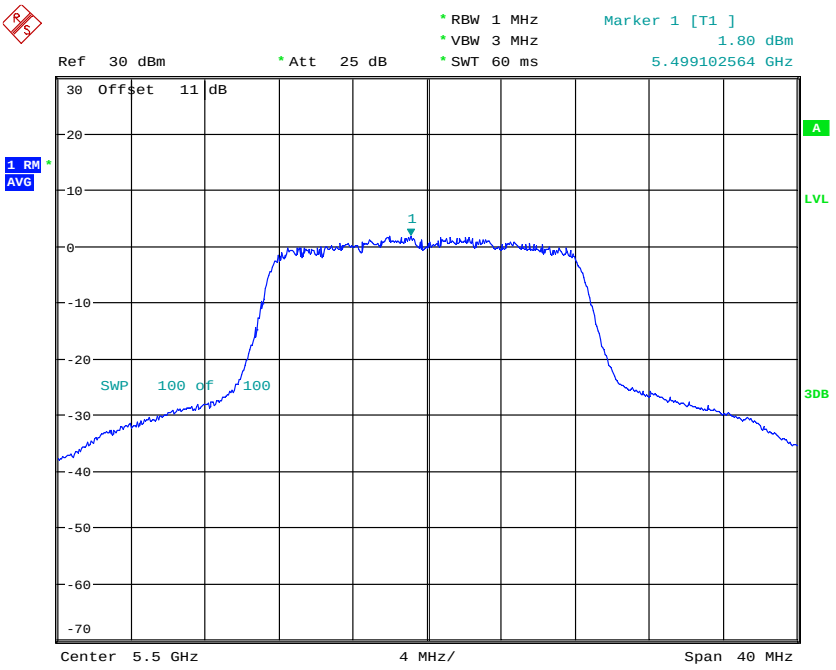

POWER DENSITY AV ANT111aCH100
Date: 16.MAY.2023 12:55:22

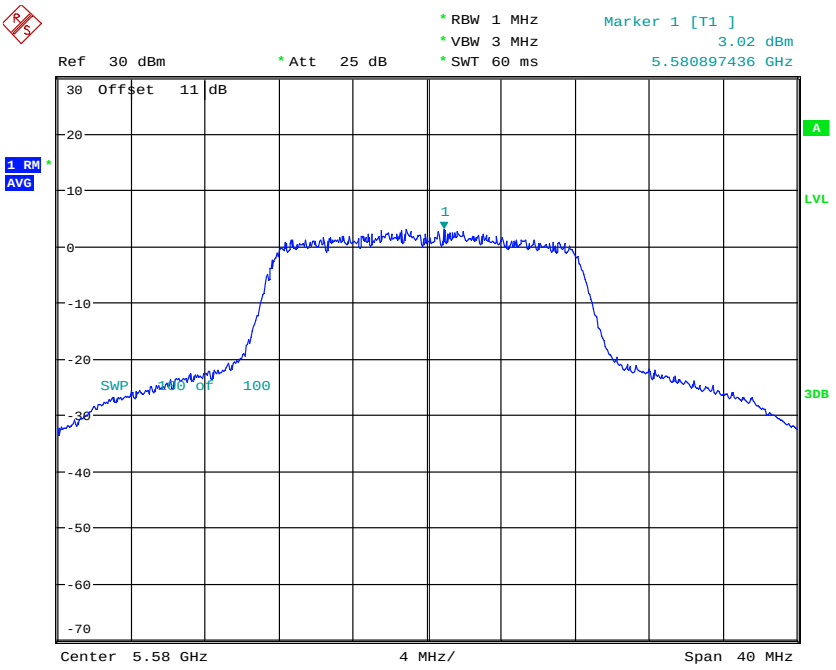

POWER DENSITY AV ANT111aCH116
Date: 16.MAY.2023 12:56:53

Registration number: W6M22211-22321-C-54
FCC ID: 2ARGX-NGAP

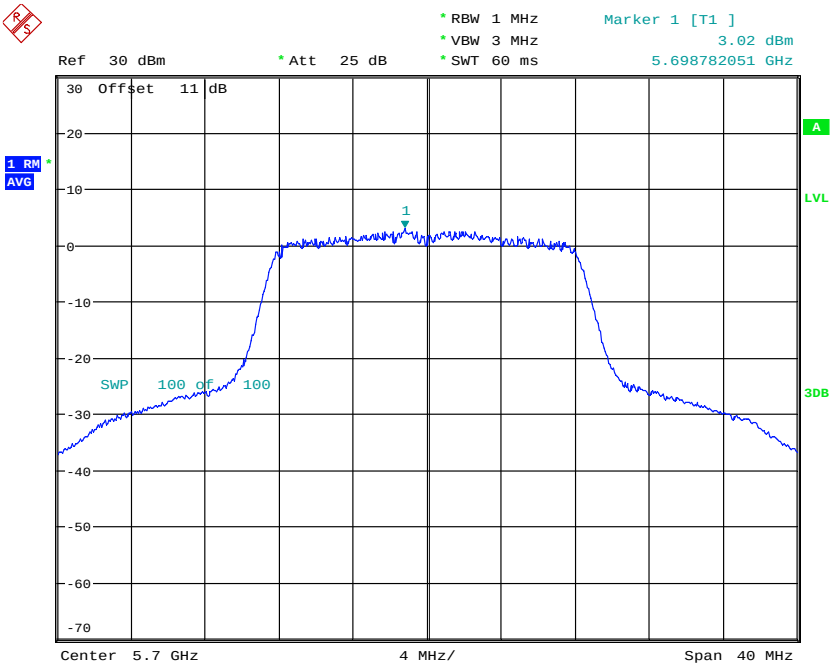

POWER DENSITY AV ANT111aCH140
Date: 16.MAY.2023 12:59:48

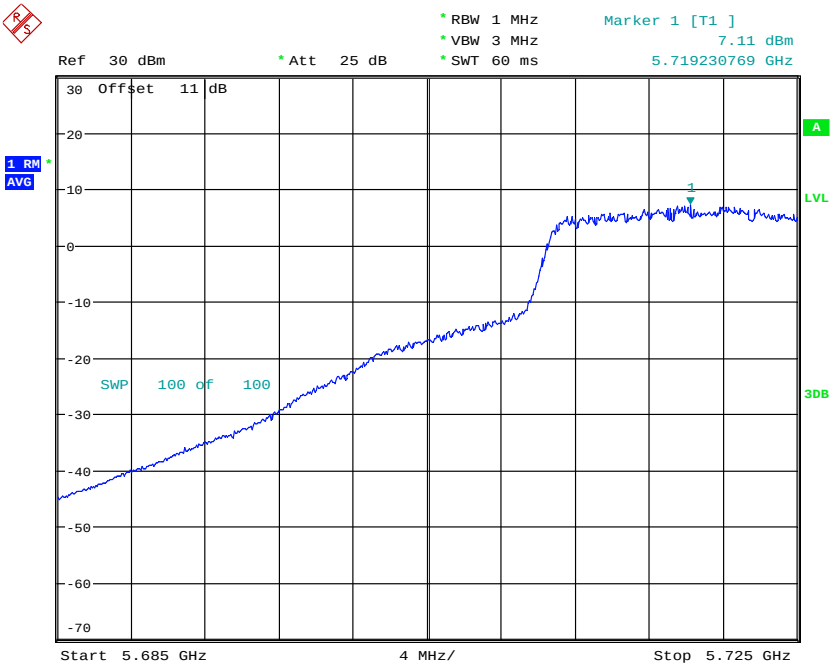

POWER DENSITY AV ANT111aCH144
Date: 16.JUN.2023 08:23:53

Registration number: W6M22211-22321-C-54
FCC ID: 2ARGX-NGAP

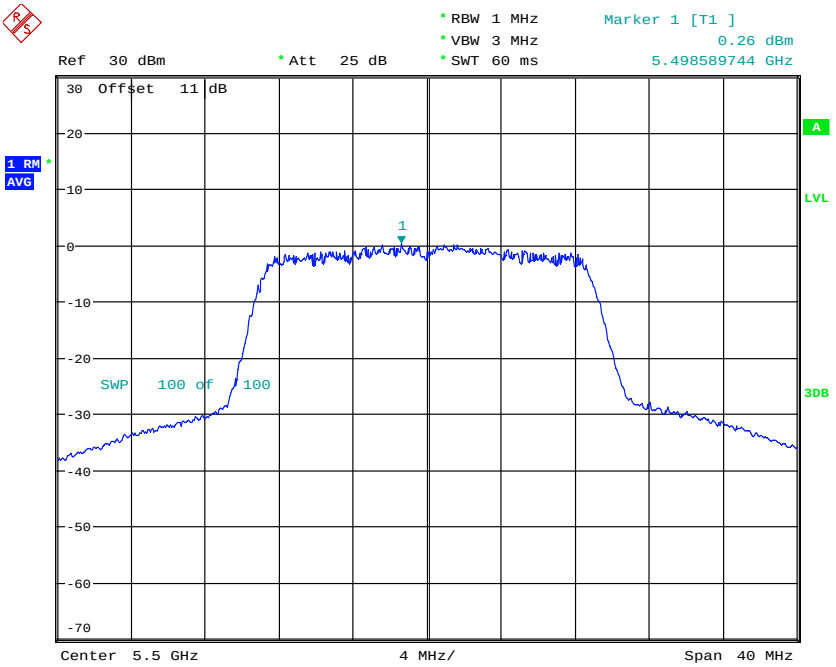

POWER DENSITY AV ANT111n20CH100
Date: 16.MAY.2023 13:01:13

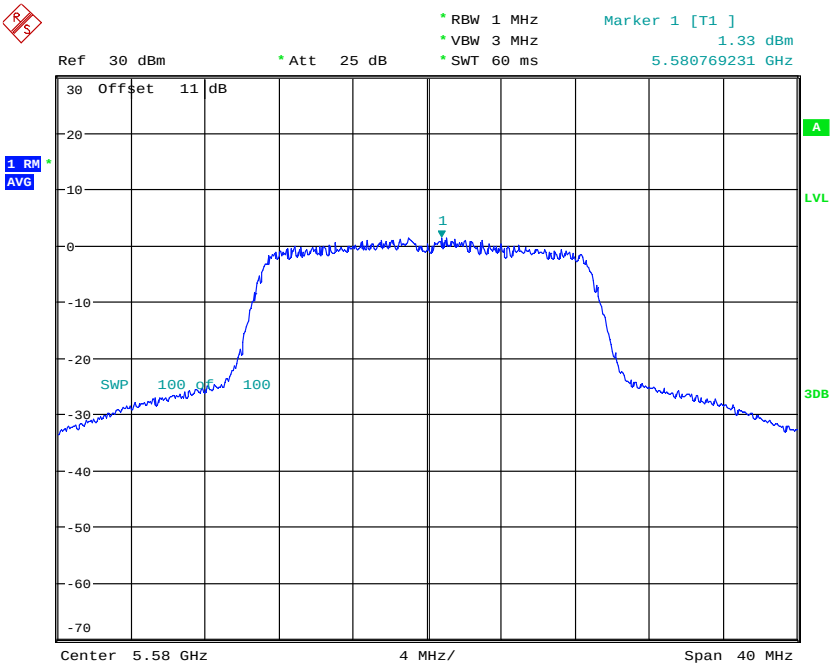

POWER DENSITY AV ANT111n20CH116
Date: 16.MAY.2023 13:04:21

Registration number: W6M22211-22321-C-54
FCC ID: 2ARGX-NGAP

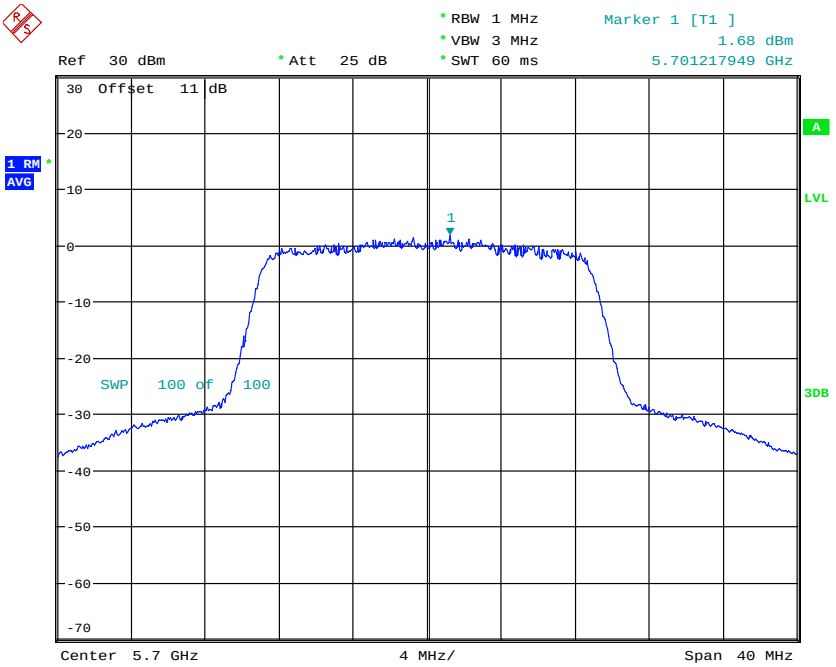

POWER DENSITY AV ANT111n20CH140
Date: 16.MAY.2023 13:05:46

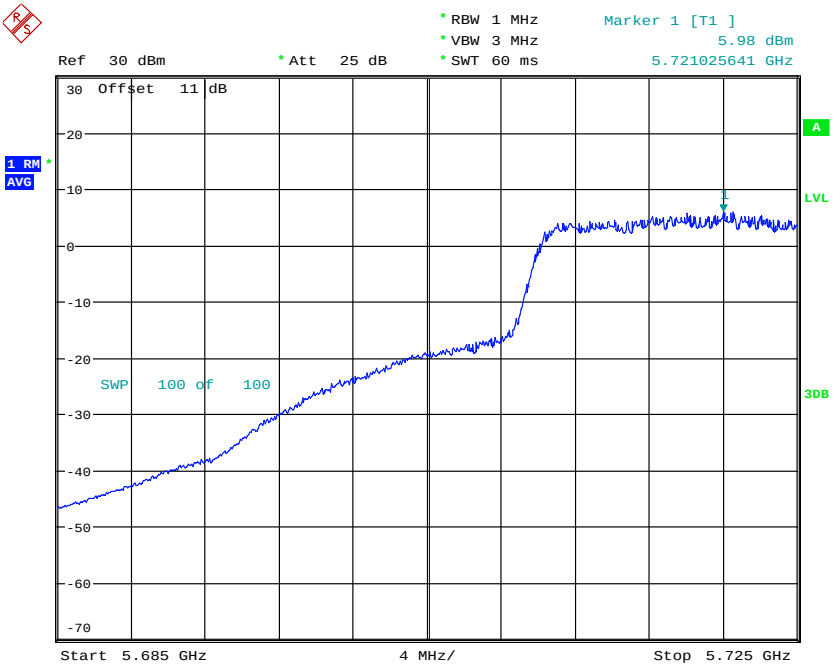

POWER DENSITY AV ANT111n20CH144
Date: 16.JUN.2023 08:24:21

Registration number: W6M22211-22321-C-54
FCC ID: 2ARGX-NGAP

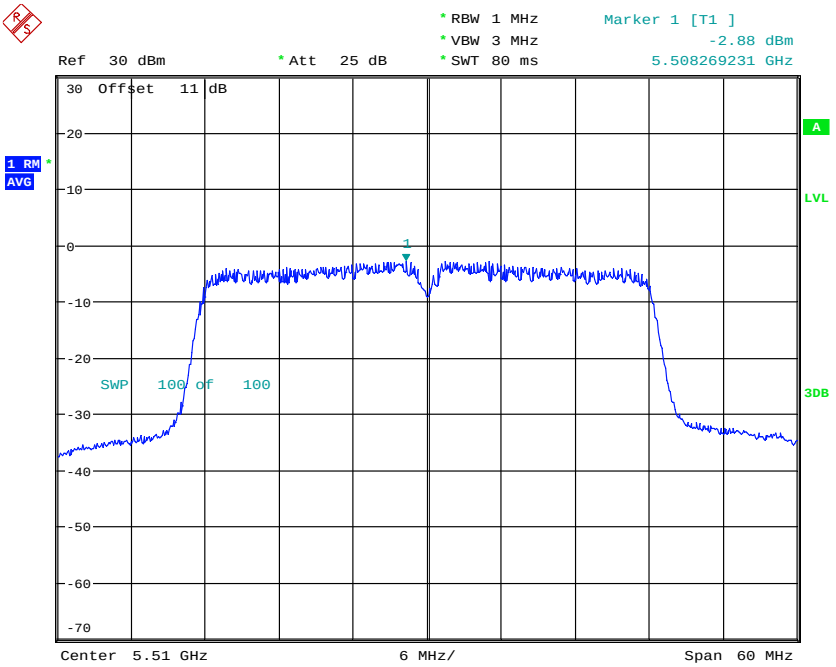

POWER DENSITY AV ANT111n40CH102
Date: 28.MAY.2023 19:09:04

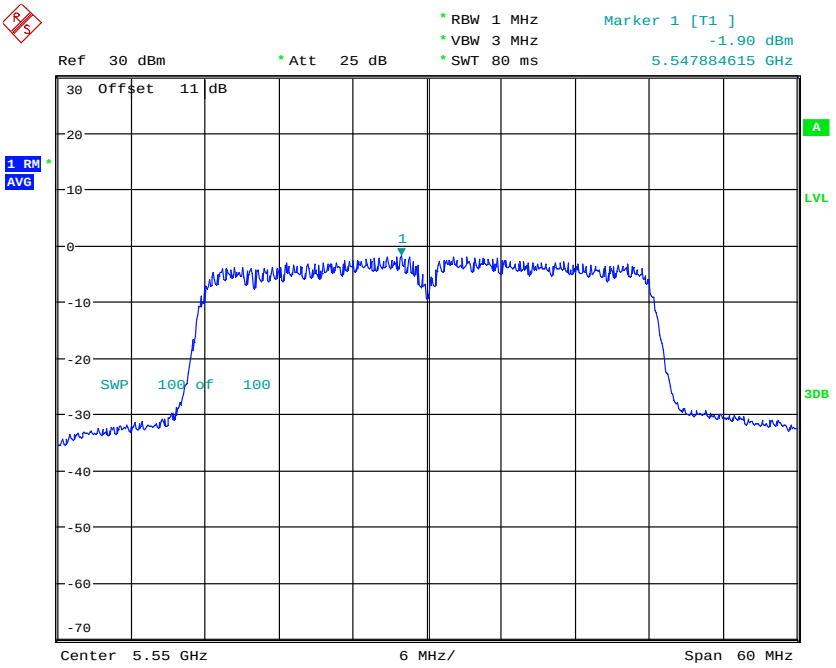

POWER DENSITY AV ANT111n40CH110
Date: 16.MAY.2023 13:18:14

Registration number: W6M22211-22321-C-54
FCC ID: 2ARGX-NGAP

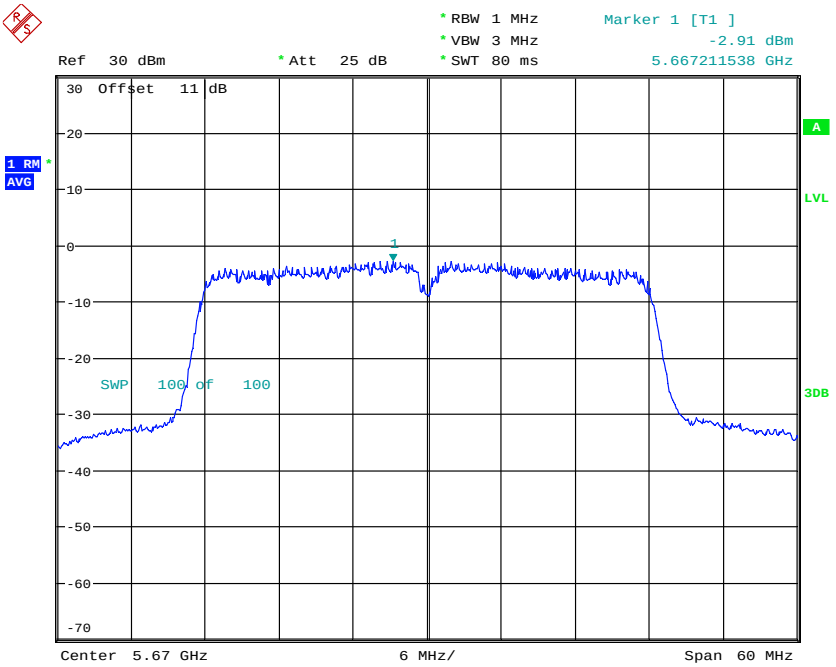

POWER DENSITY AV ANT111n40CH134
Date: 28.MAY.2023 19:11:57

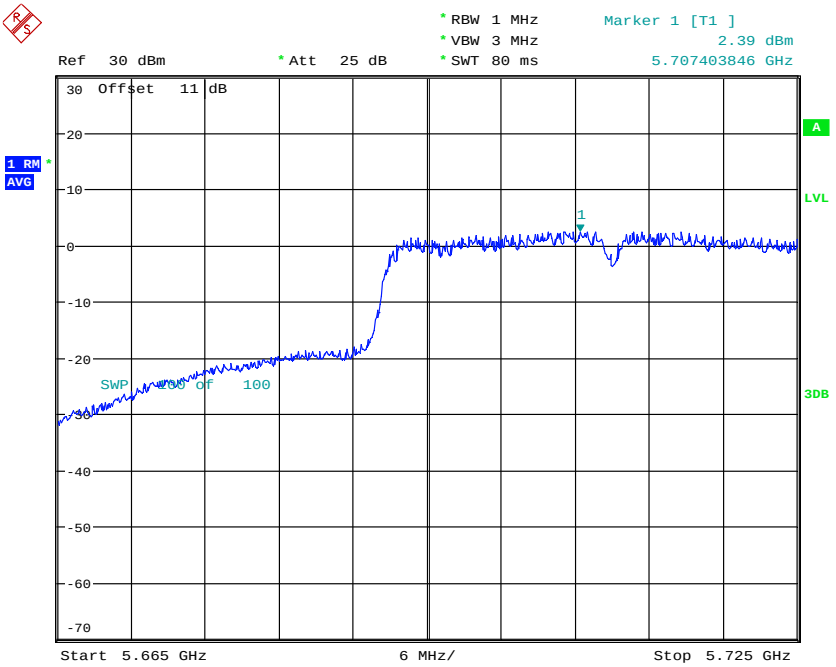

POWER DENSITY AV ANT111n40CH142
Date: 16.JUN.2023 08:28:17

Registration number: W6M22211-22321-C-54
FCC ID: 2ARGX-NGAP

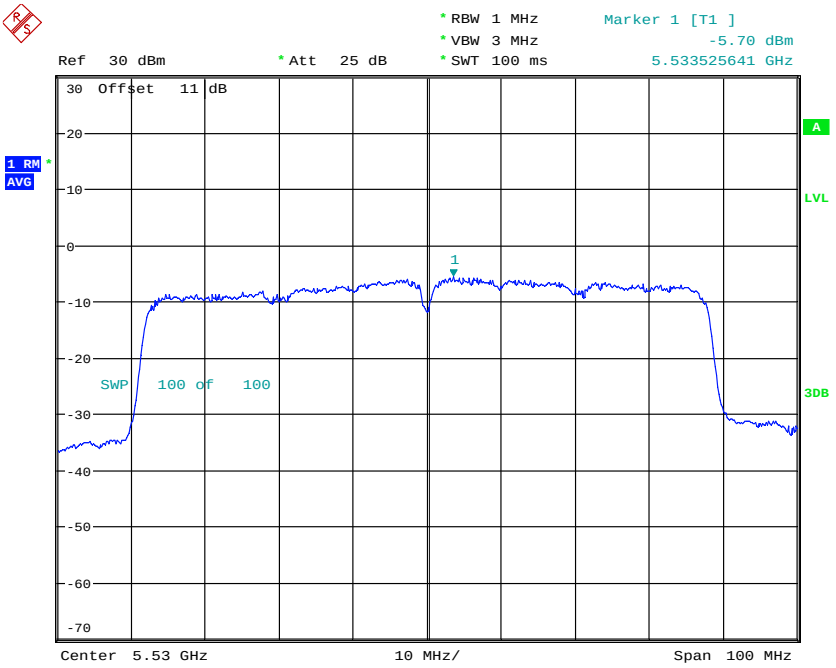

POWER DENSITY AV ANT111ac80CH106
Date: 16.MAY.2023 13:20:57

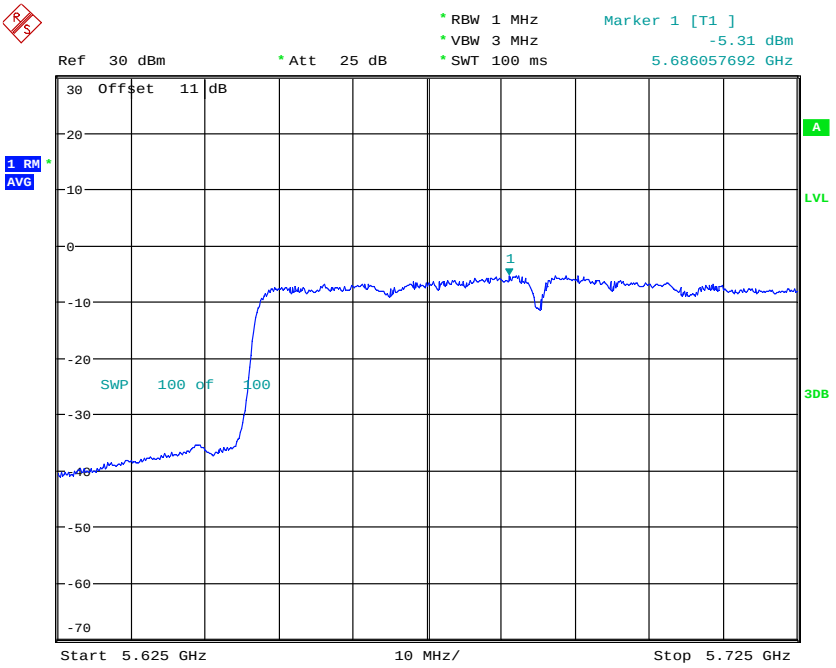

POWER DENSITY AV ANT111ac80CH138
Date: 14.JUN.2023 14:22:45

Registration number: W6M22211-22321-C-54
FCC ID: 2ARGX-NGAP

5.725 GHz ~ 5.85 GHz

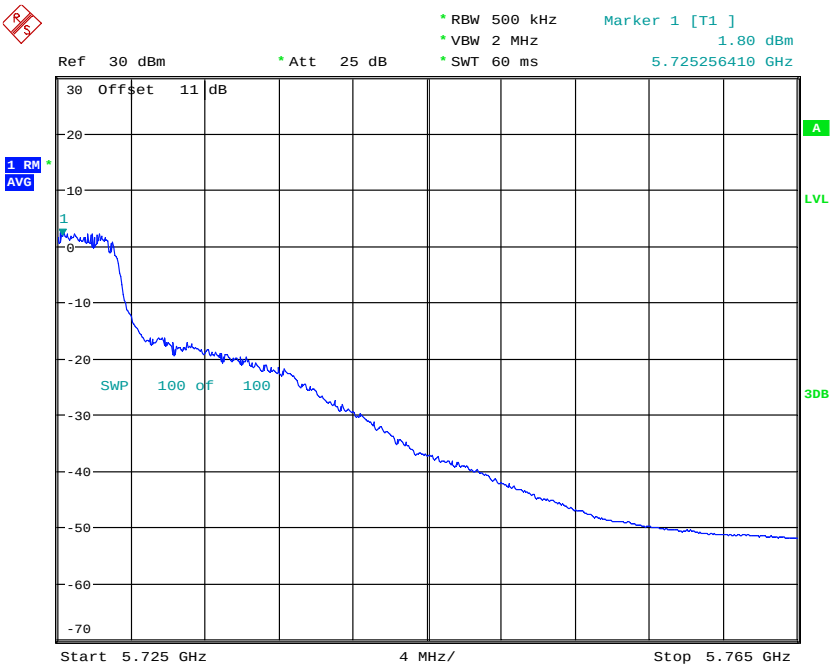

POWER DENSITY AV ANT111aCH144
Date: 16.JUN.2023 08:33:48

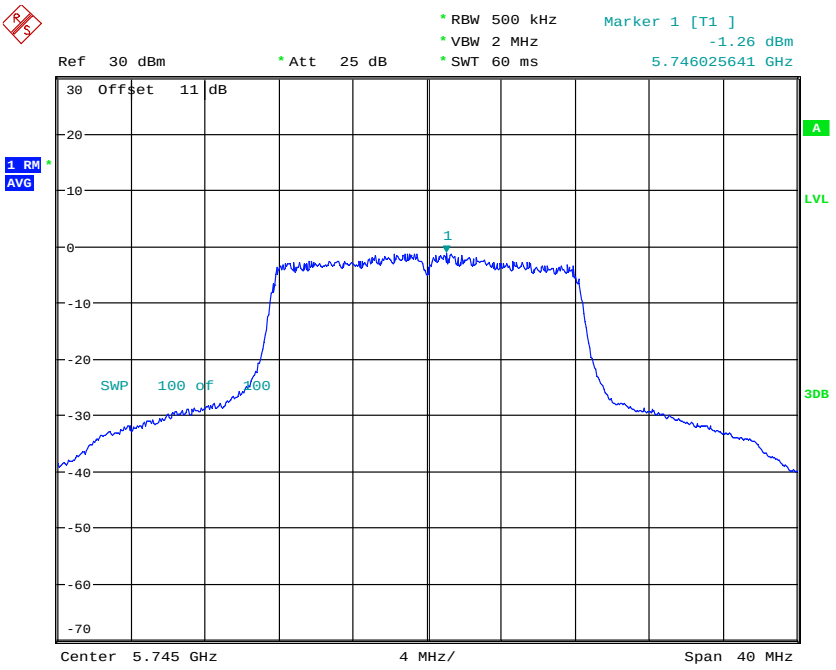

POWER DENSITY AV ANT111aCH149
Date: 16.MAY.2023 15:06:34

Registration number: W6M22211-22321-C-54
FCC ID: 2ARGX-NGAP

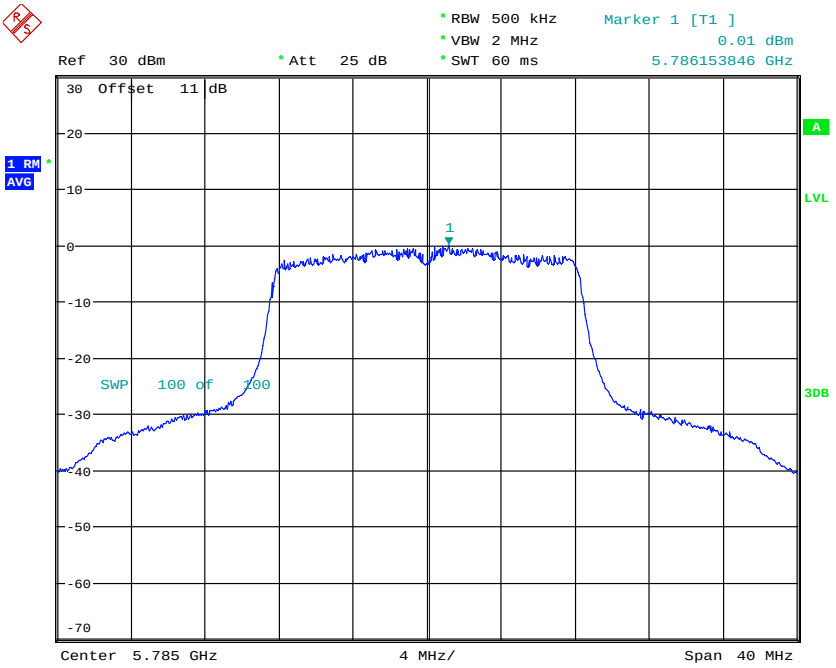

POWER DENSITY AV ANT111aCH157
Date: 16.MAY.2023 15:08:37

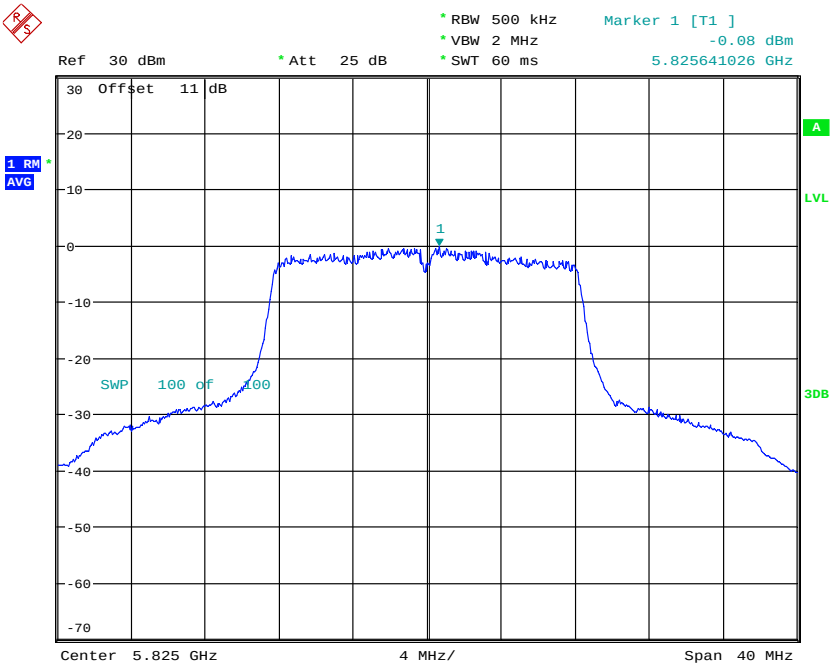

POWER DENSITY AV ANT111aCH165
Date: 16.MAY.2023 15:09:49

Registration number: W6M22211-22321-C-54
FCC ID: 2ARGX-NGAP

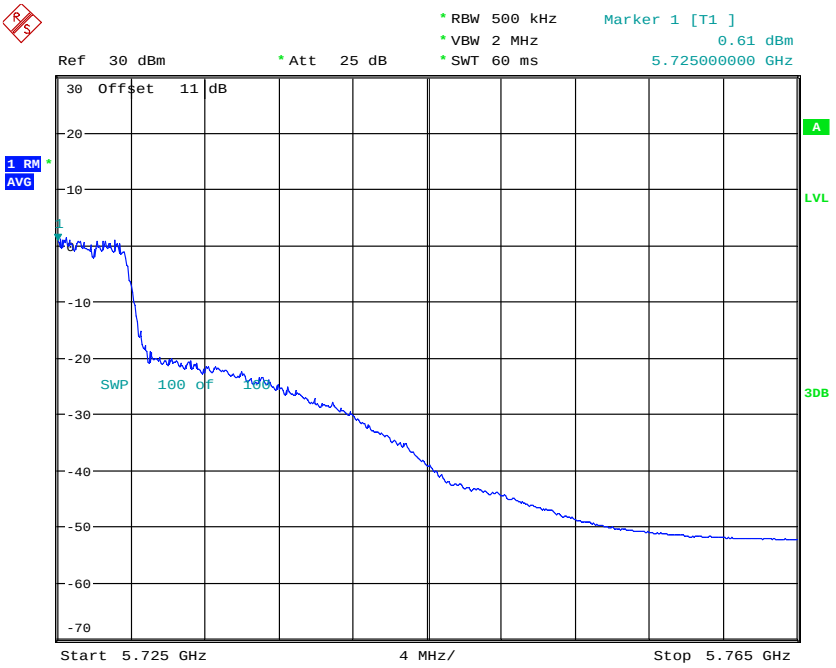

POWER DENSITY AV ANT111n20CH144
Date: 16.JUN.2023 08:33:23

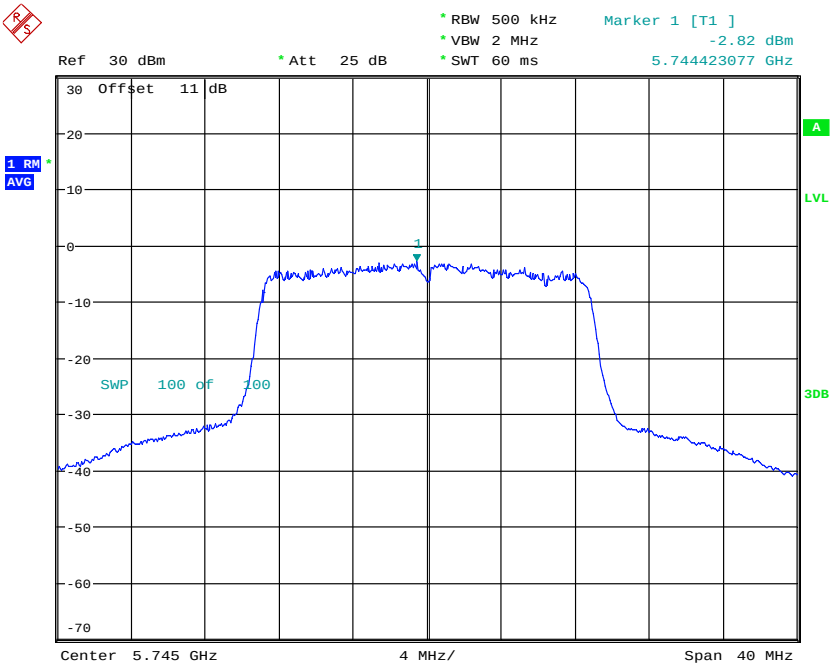

POWER DENSITY AV ANT111n20CH149
Date: 16.MAY.2023 15:01:54

Registration number: W6M22211-22321-C-54
FCC ID: 2ARGX-NGAP

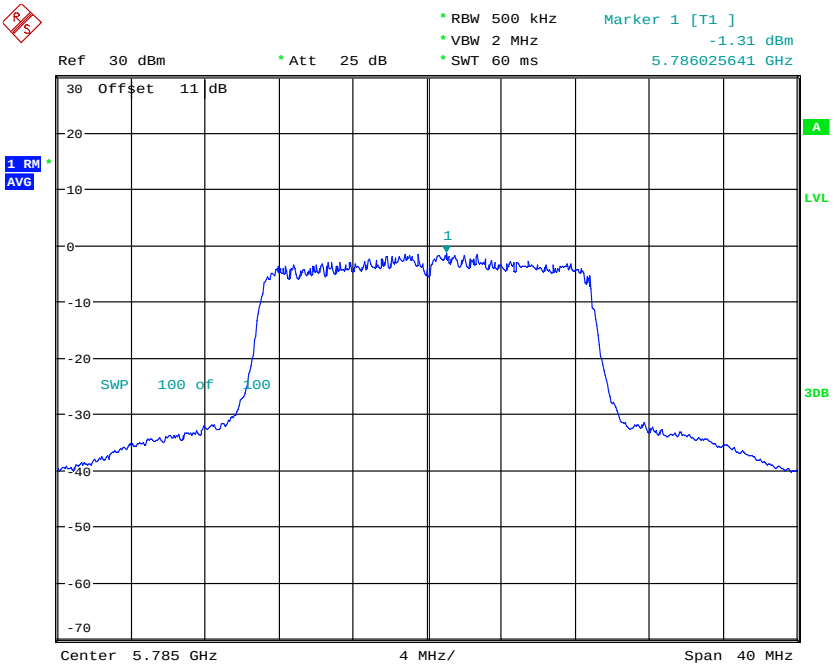

POWER DENSITY AV ANT111n20CH157
Date: 16.MAY.2023 15:03:06

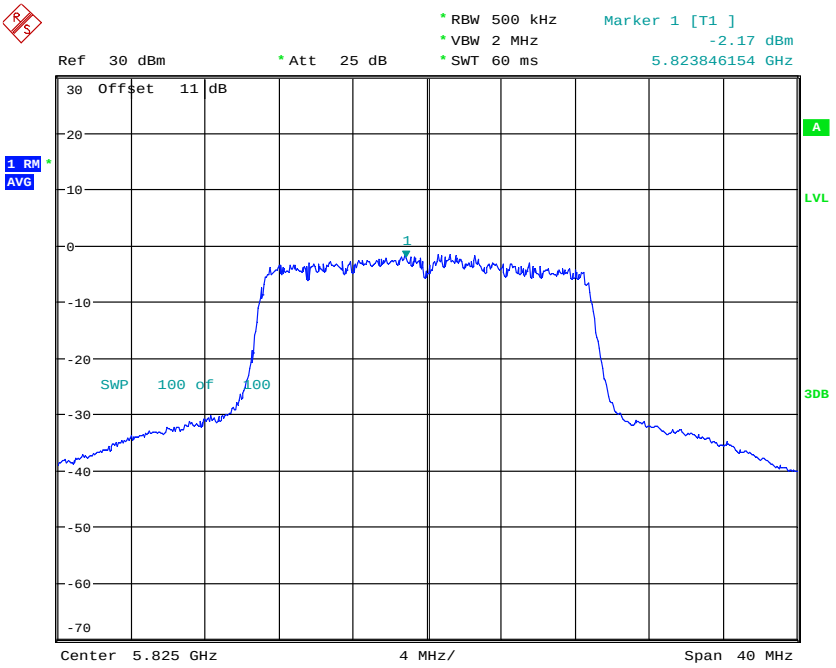

POWER DENSITY AV ANT111n20CH165
Date: 16.MAY.2023 15:05:09

Registration number: W6M22211-22321-C-54
FCC ID: 2ARGX-NGAP

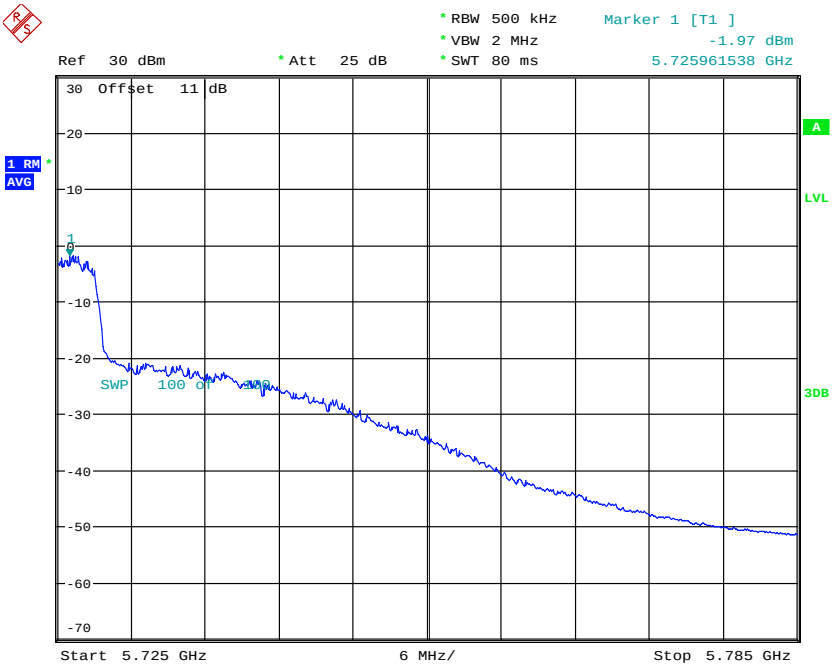

POWER DENSITY AV ANT111n40CH142
Date: 16.JUN.2023 08:28:58

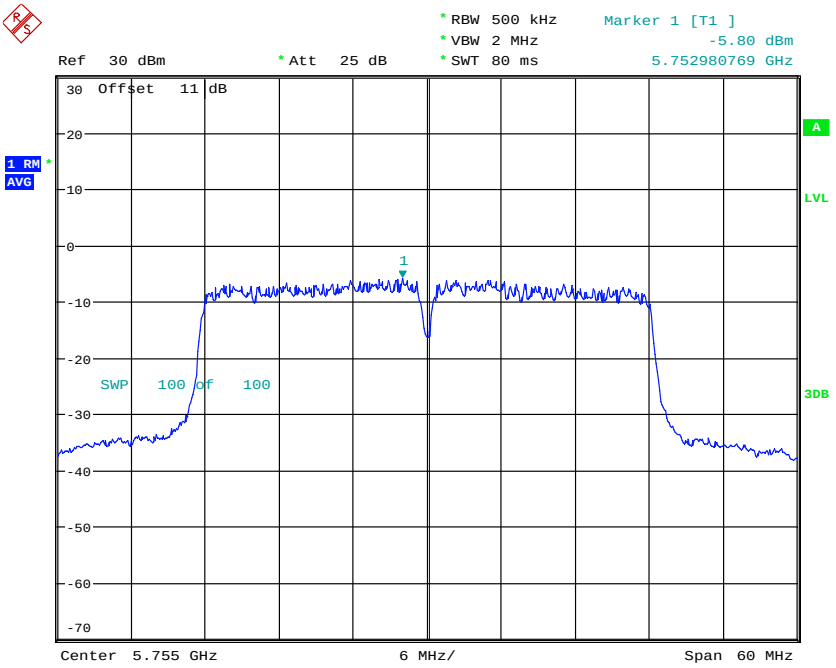

POWER DENSITY AV ANT111n40CH151
Date: 16.MAY.2023 14:55:37

Registration number: W6M22211-22321-C-54
FCC ID: 2ARGX-NGAP

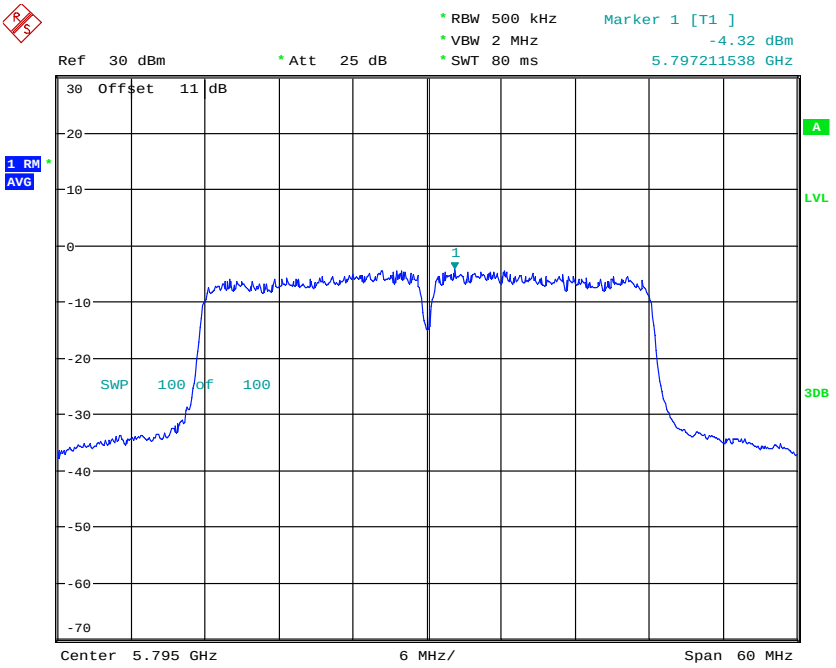

POWER DENSITY AV ANT111n40CH159
Date: 16.MAY.2023 14:58:37

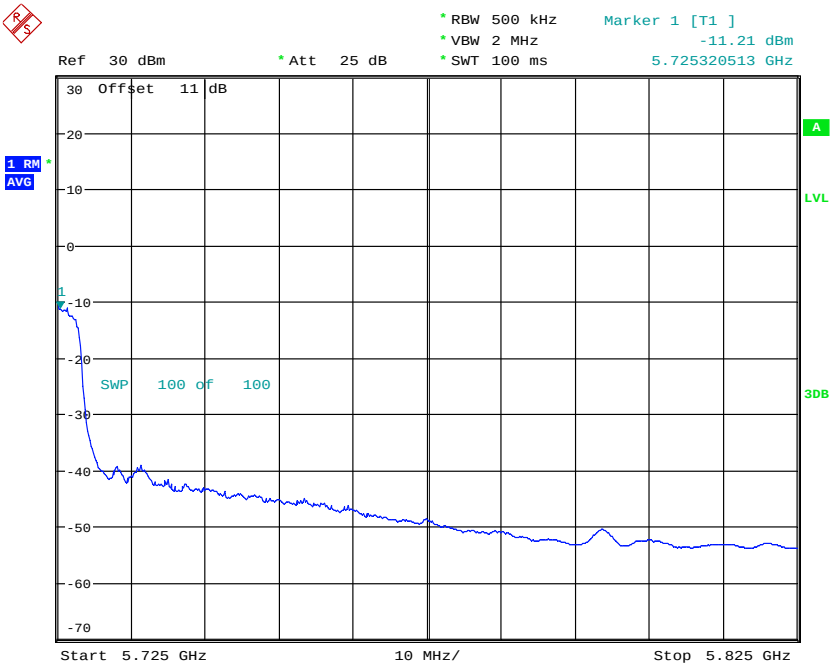

POWER DENSITY AV ANT111ac80CH138
Date: 14.JUN.2023 14:34:53

Registration number: W6M22211-22321-C-54
FCC ID: 2ARGX-NGAP

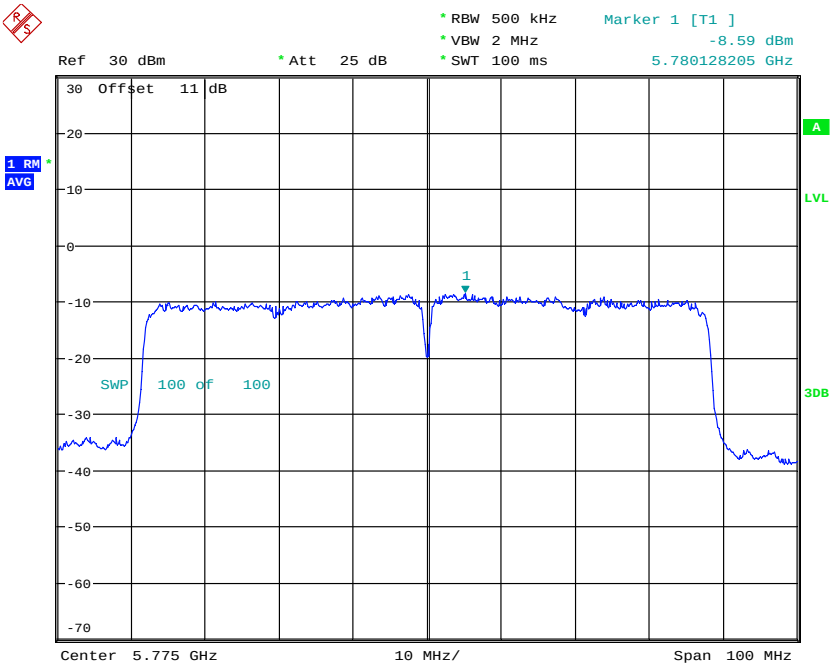

POWER DENSITY AV ANT111ac80CH155
Date: 16.MAY.2023 14:51:21

ANT B
5.15 GHz ~ 5.25 GHz

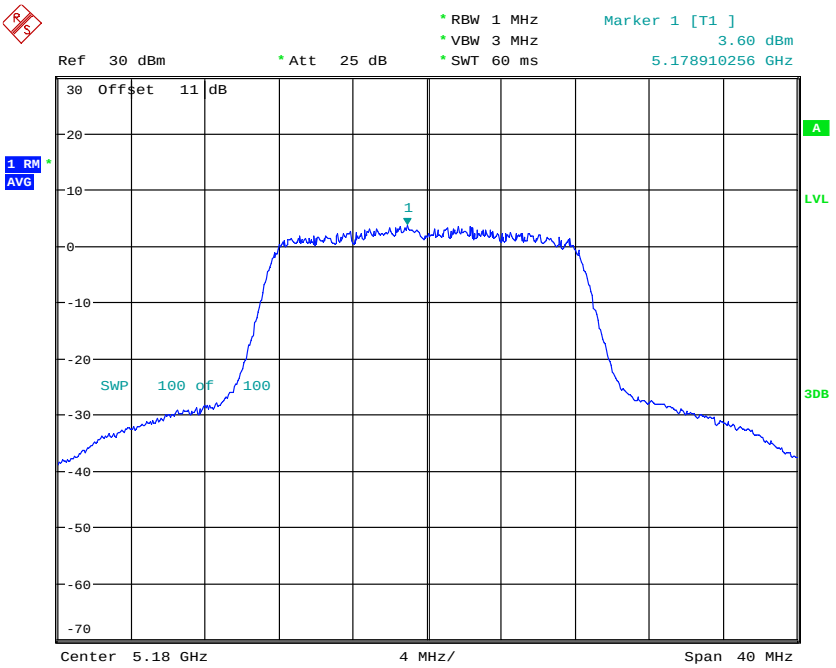

POWER DENSITY AV ANT211aCH36
Date: 16.MAY.2023 16:16:07

Registration number: W6M22211-22321-C-54
FCC ID: 2ARGX-NGAP

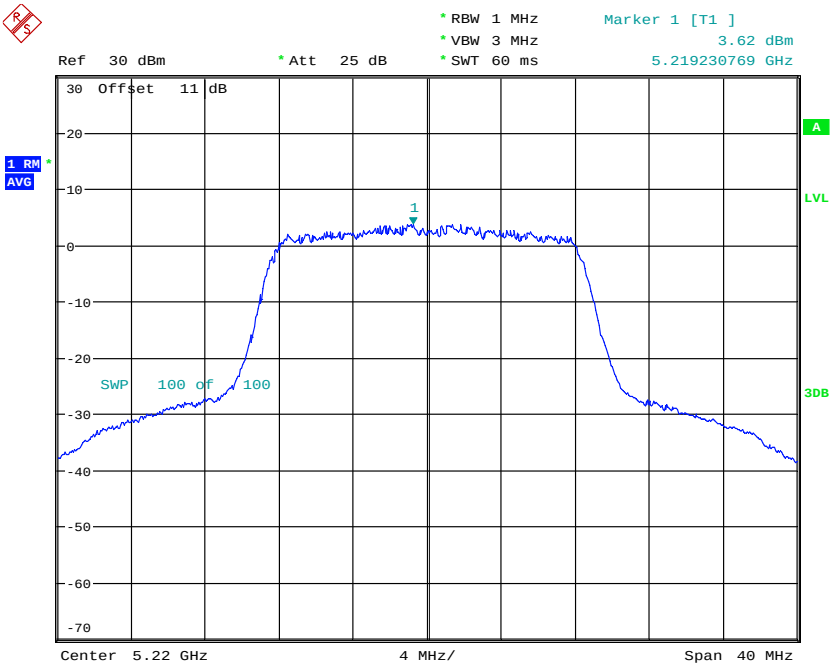

POWER DENSITY AV ANT211aCH44
Date: 16.MAY.2023 16:17:18

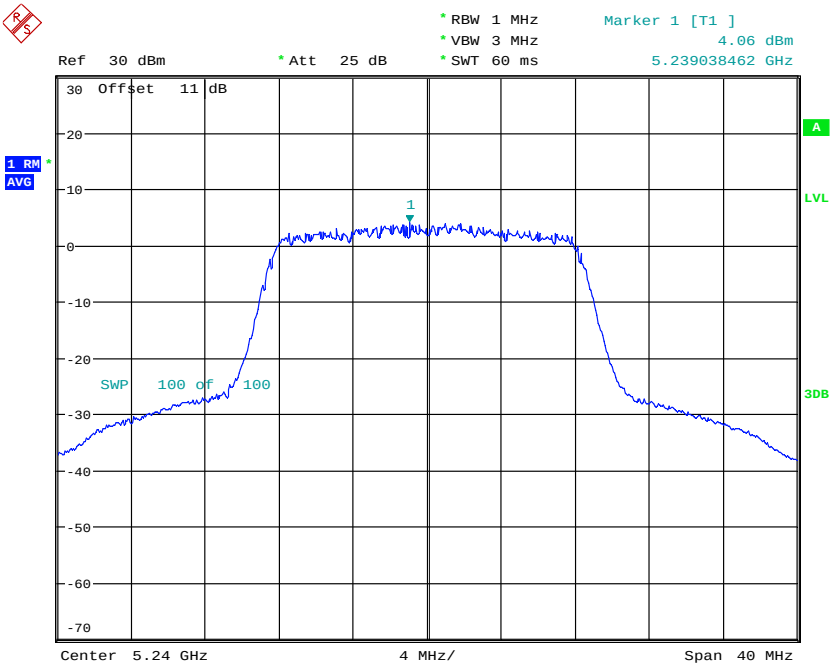

POWER DENSITY AV ANT211aCH48
Date: 16.MAY.2023 16:20:01

Registration number: W6M22211-22321-C-54
FCC ID: 2ARGX-NGAP

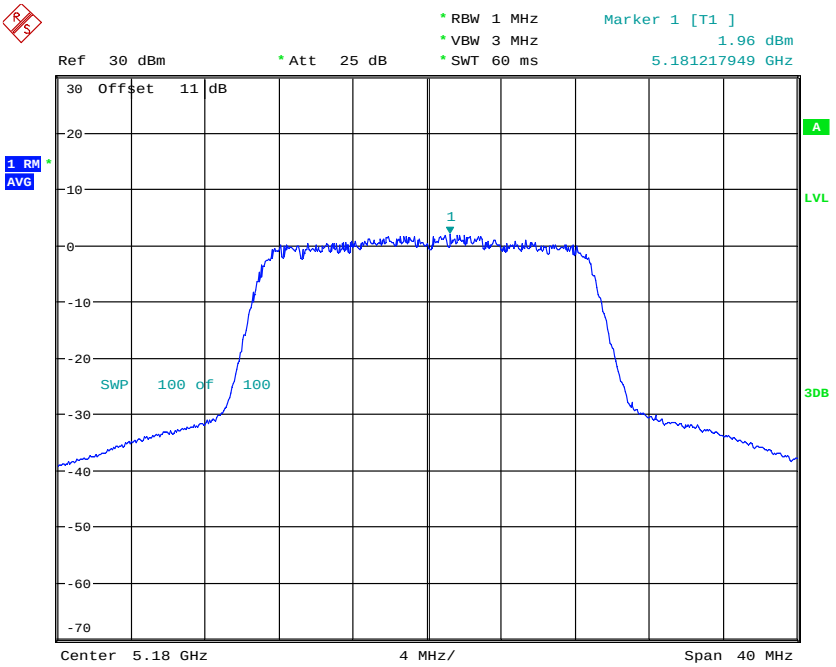

POWER DENSITY AV ANT211n20CH36
Date: 16.MAY.2023 16:21:19

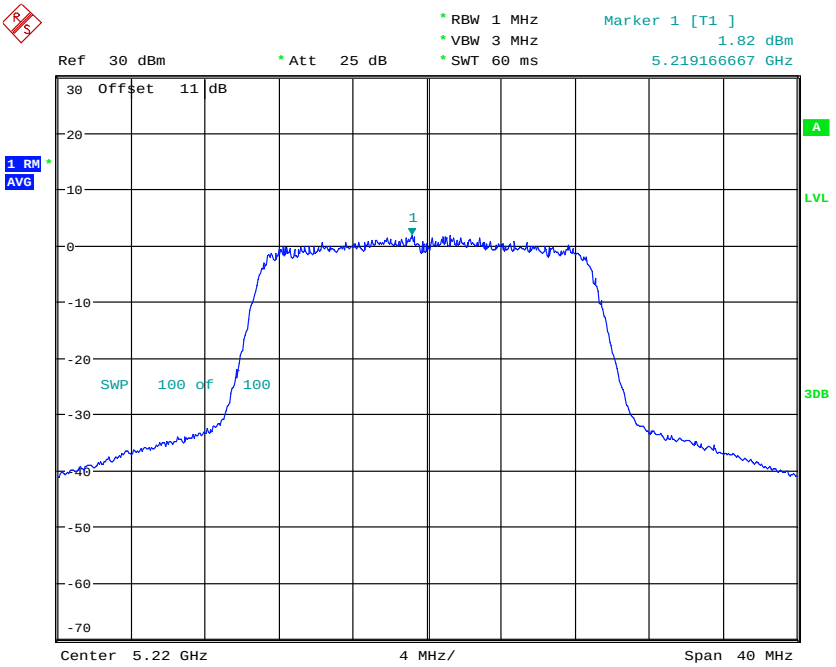

POWER DENSITY AV ANT211n20CH44
Date: 2.JUN.2023 09:33:29

Registration number: W6M22211-22321-C-54
FCC ID: 2ARGX-NGAP

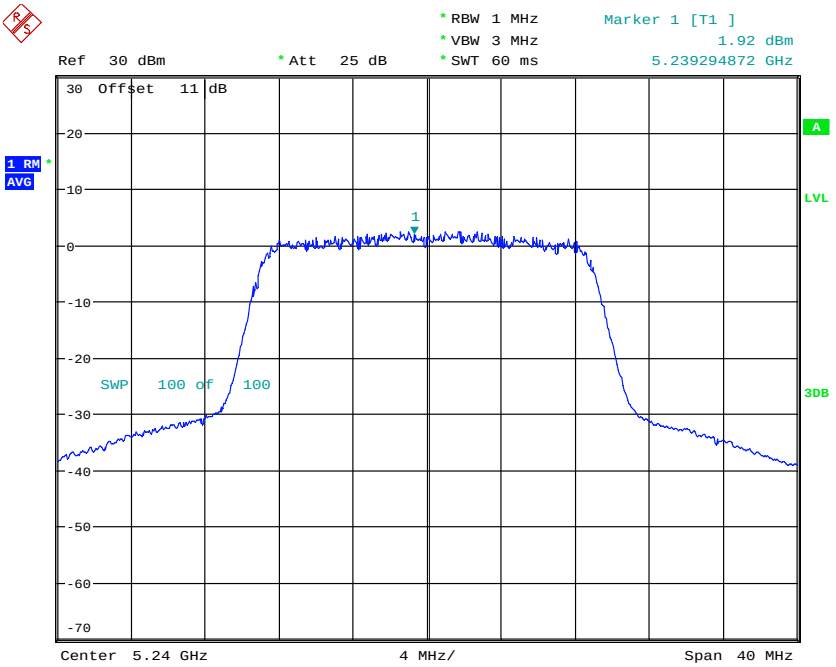

POWER DENSITY AV ANT211n20CH48
Date: 16.MAY.2023 16:33:53

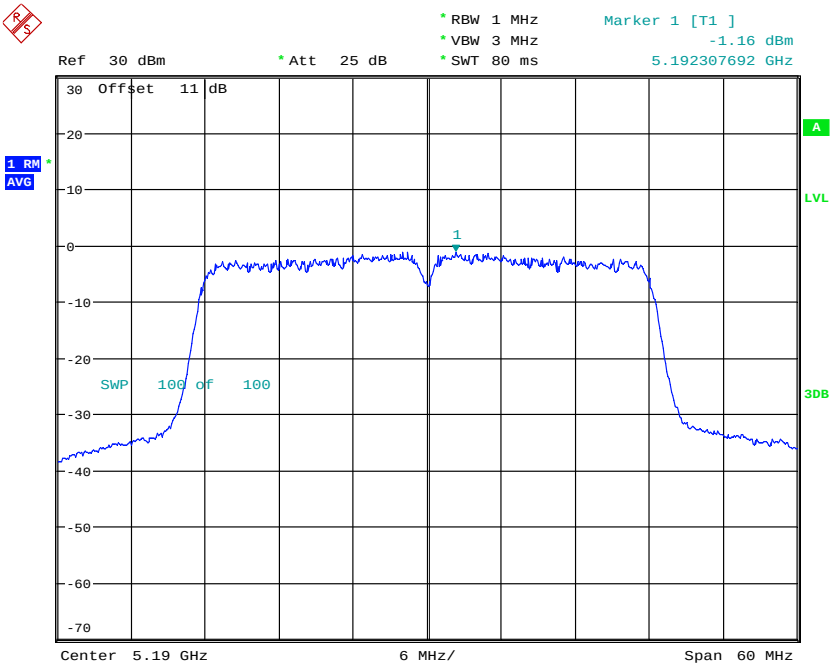

POWER DENSITY AV ANT211n40CH38
Date: 16.MAY.2023 16:36:22

Registration number: W6M22211-22321-C-54
FCC ID: 2ARGX-NGAP

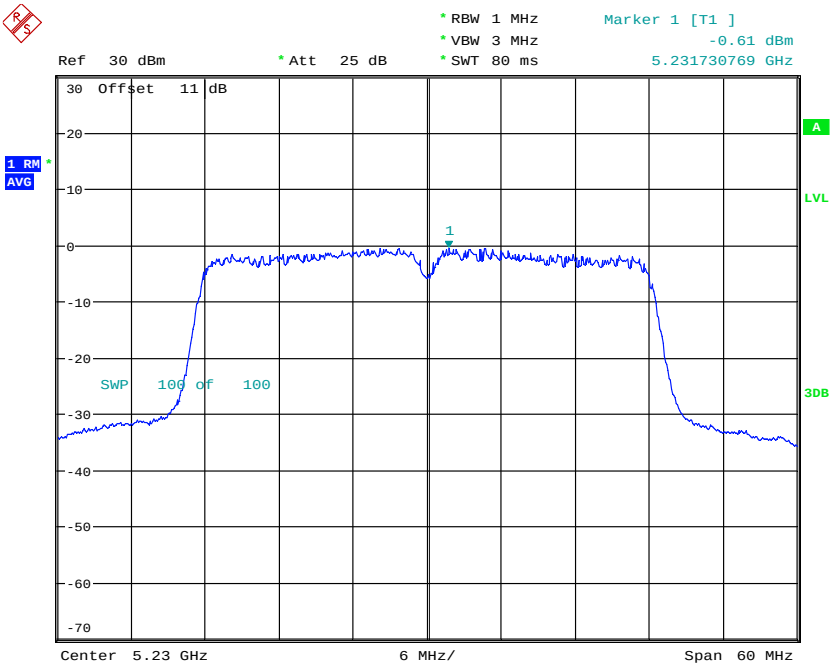

POWER DENSITY AV ANT211n40CH46
Date: 16.MAY.2023 16:37:37

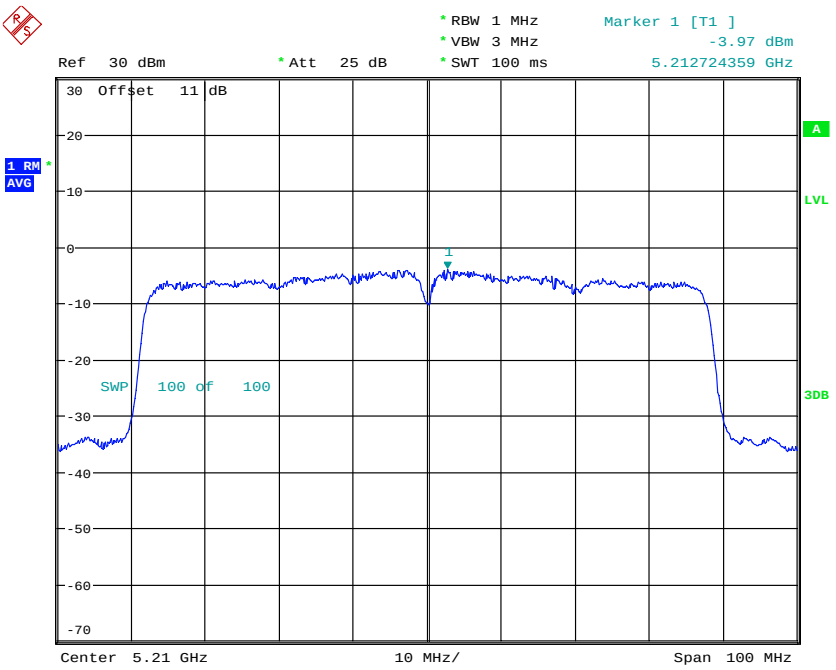

POWER DENSITY AV ANT211ac80CH42
Date: 16.MAY.2023 16:43:50

Registration number: W6M22211-22321-C-54
FCC ID: 2ARGX-NGAP

5.25 GHz ~ 5.35 GHz

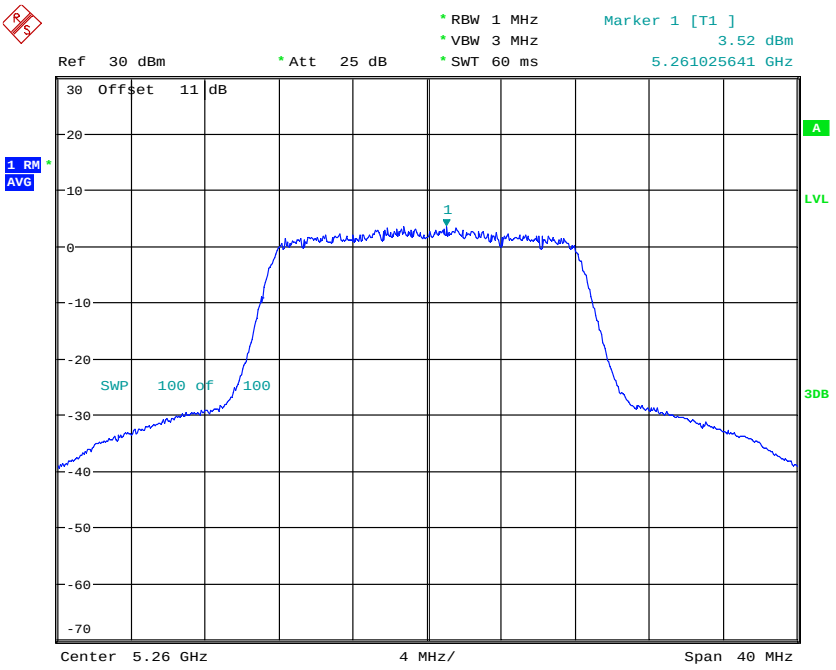

POWER DENSITY AV ANT211aCH52
Date: 16.MAY.2023 17:00:32

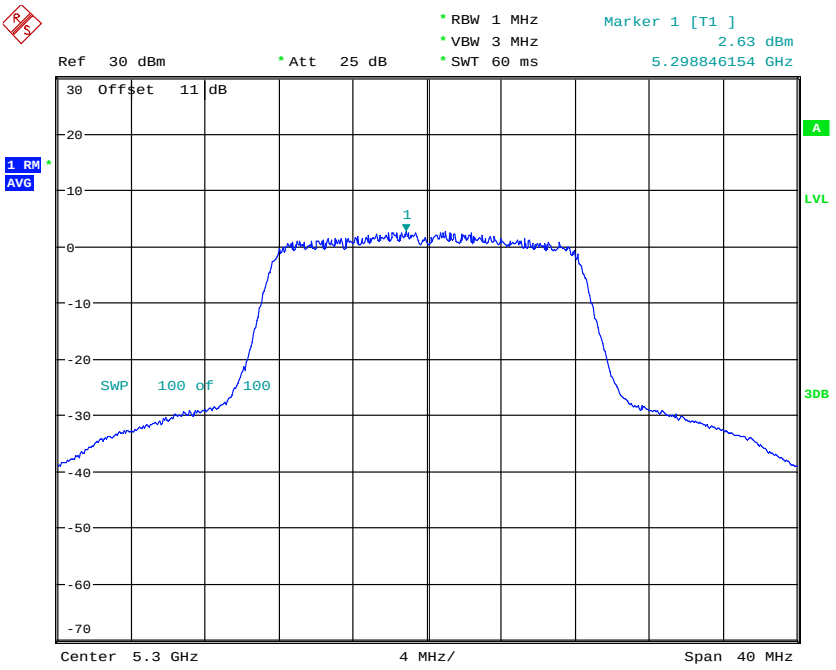

POWER DENSITY AV ANT211aCH60
Date: 16.MAY.2023 17:02:42

Registration number: W6M22211-22321-C-54
FCC ID: 2ARGX-NGAP

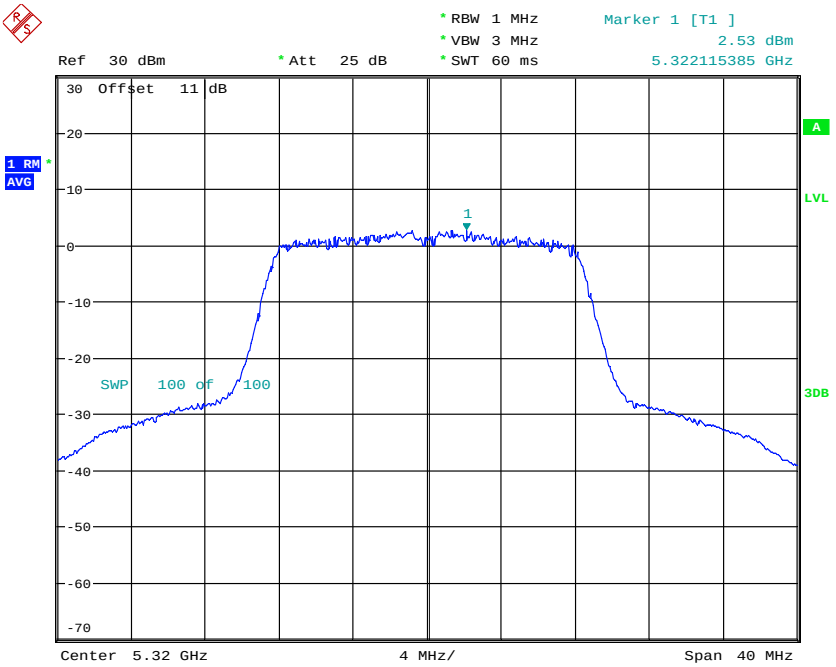

POWER DENSITY AV ANT211aCH64
Date: 16.MAY.2023 17:03:47

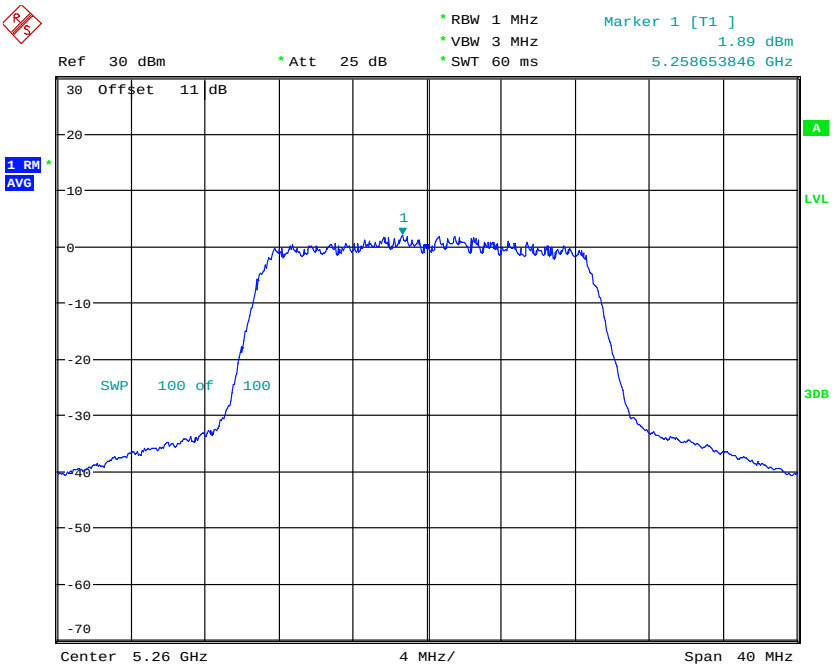

POWER DENSITY AV ANT211n20CH52
Date: 16.MAY.2023 16:56:12

Registration number: W6M22211-22321-C-54
FCC ID: 2ARGX-NGAP

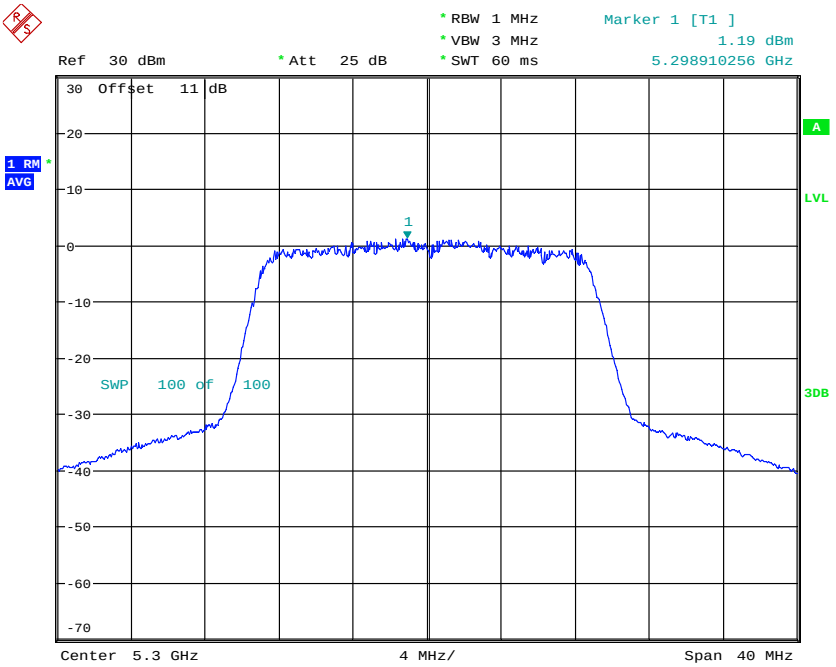

POWER DENSITY AV ANT211n20CH60
Date: 16.MAY.2023 16:57:17

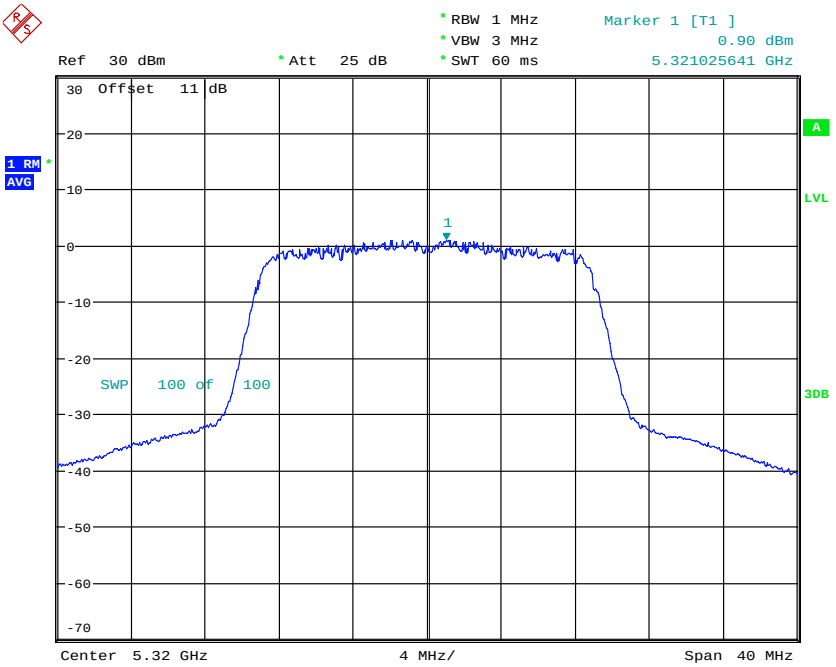

POWER DENSITY AV ANT211n20CH64
Date: 16.MAY.2023 16:59:27

Registration number: W6M22211-22321-C-54
FCC ID: 2ARGX-NGAP

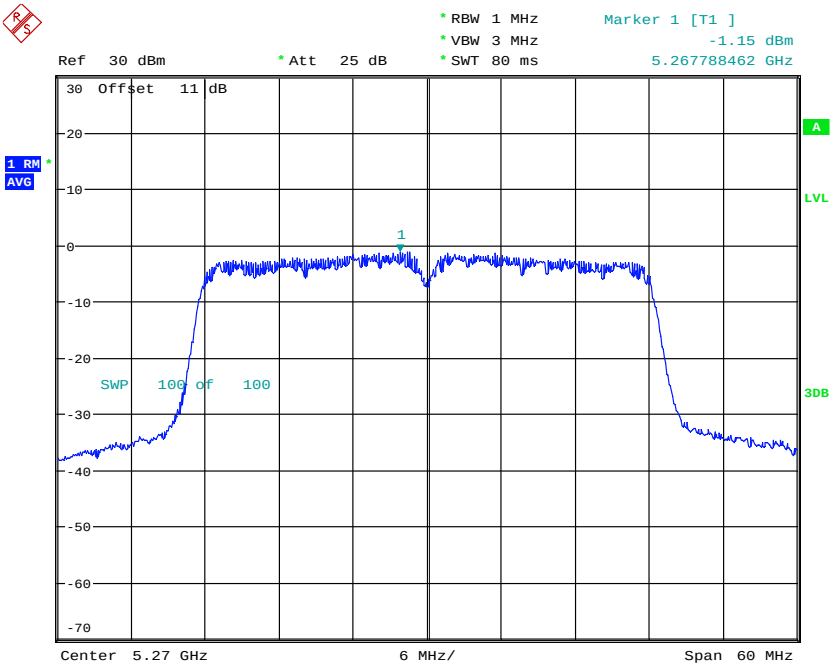

POWER DENSITY AV ANT211n40CH54
Date: 16.MAY.2023 16:53:07

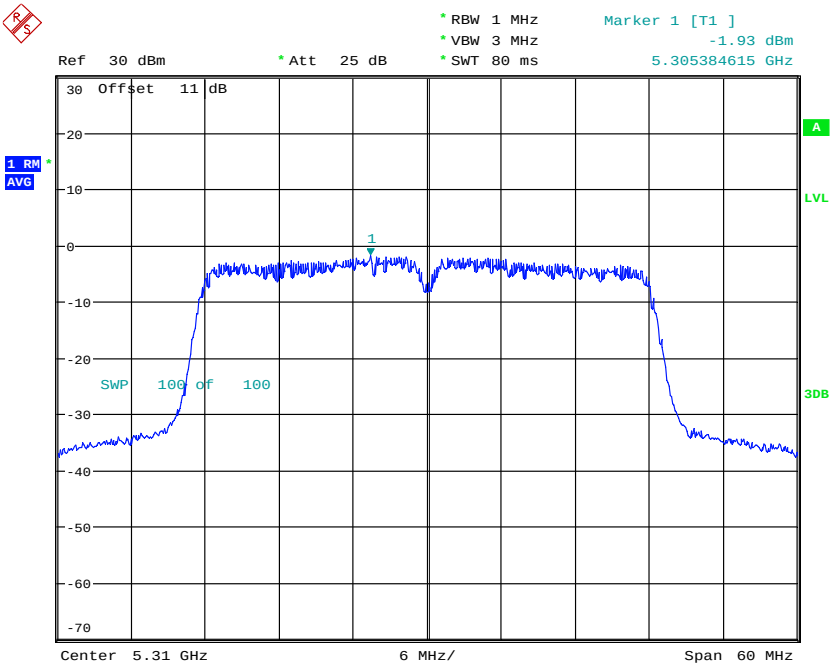

POWER DENSITY AV ANT211n40CH62
Date: 16.MAY.2023 16:54:07

Registration number: W6M22211-22321-C-54
FCC ID: 2ARGX-NGAP

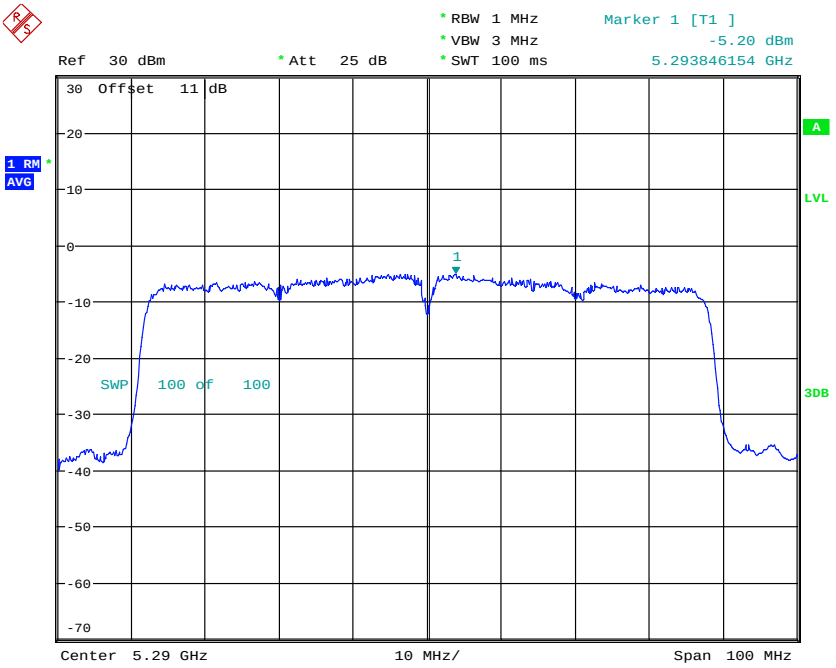

POWER DENSITY AV ANT211ac80CH58
Date: 16.MAY.2023 16:41:17

5.47 GHz ~ 5.725 GHz

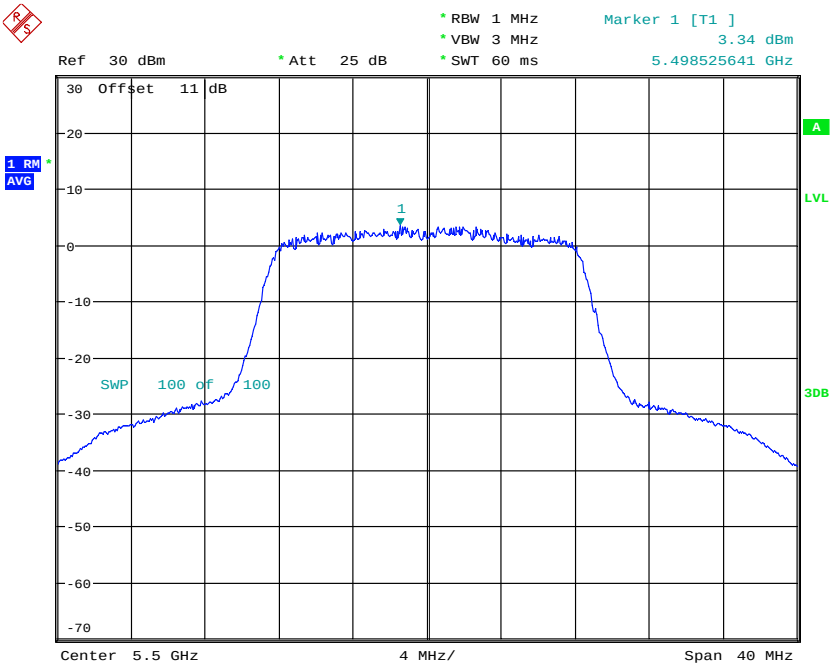

POWER DENSITY AV ANT211aCH100
Date: 16.MAY.2023 17:31:05

Registration number: W6M22211-22321-C-54
FCC ID: 2ARGX-NGAP

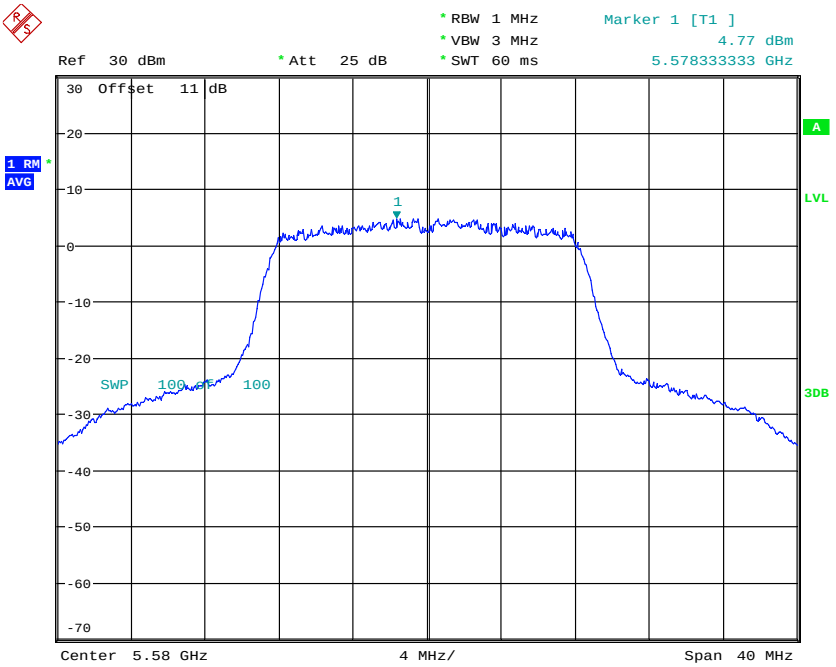

POWER DENSITY AV ANT211aCH116
Date: 16.MAY.2023 17:32:10

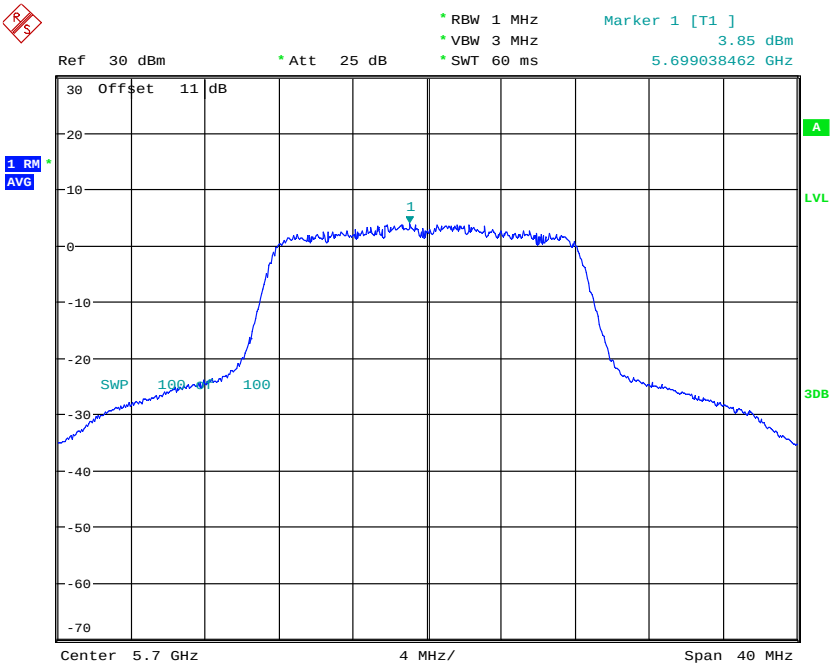

POWER DENSITY AV ANT211aCH140
Date: 16.MAY.2023 17:34:14

Registration number: W6M22211-22321-C-54
FCC ID: 2ARGX-NGAP

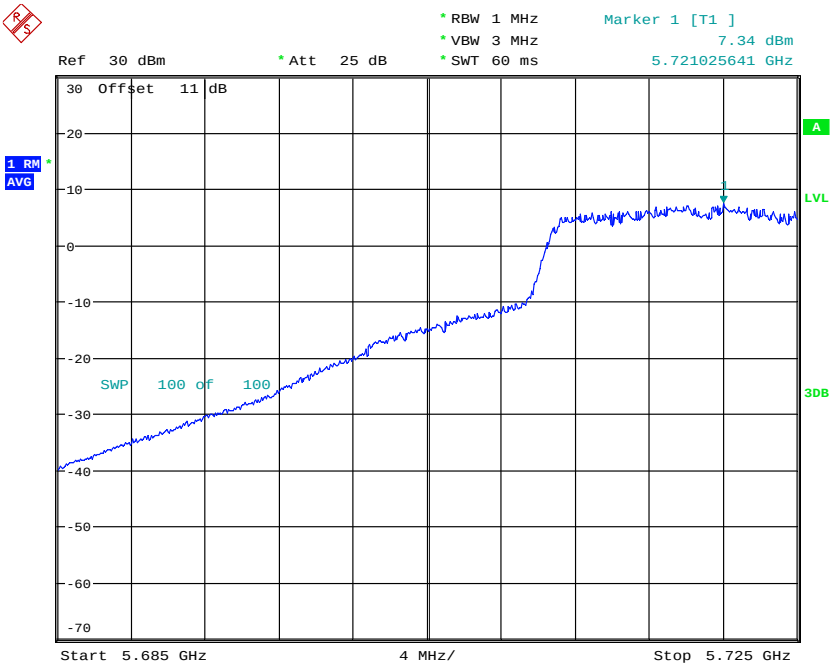

POWER DENSITY AV ANT211aCH144
Date: 16.JUN.2023 08:43:38

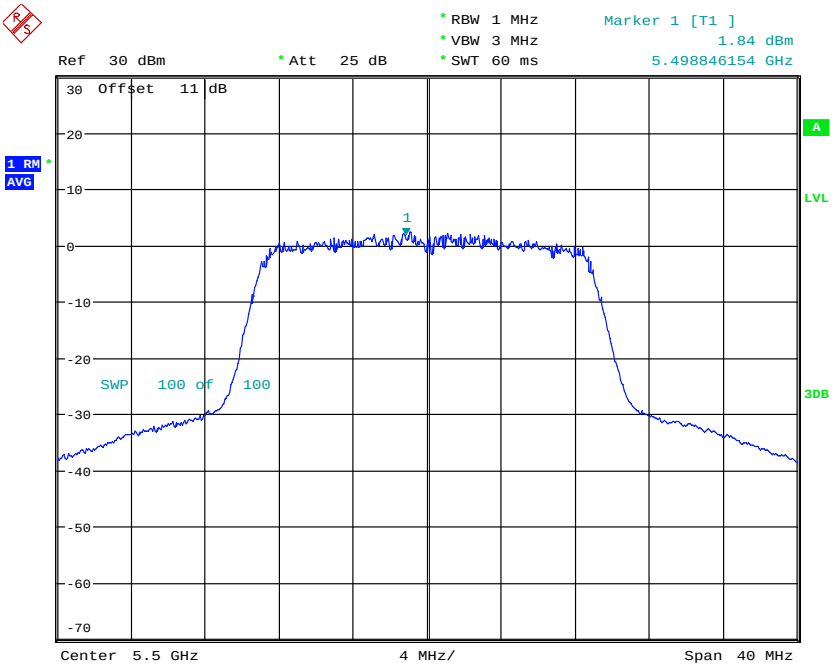

POWER DENSITY AV ANT211n20CH100
Date: 16.MAY.2023 17:24:35

Registration number: W6M22211-22321-C-54
FCC ID: 2ARGX-NGAP

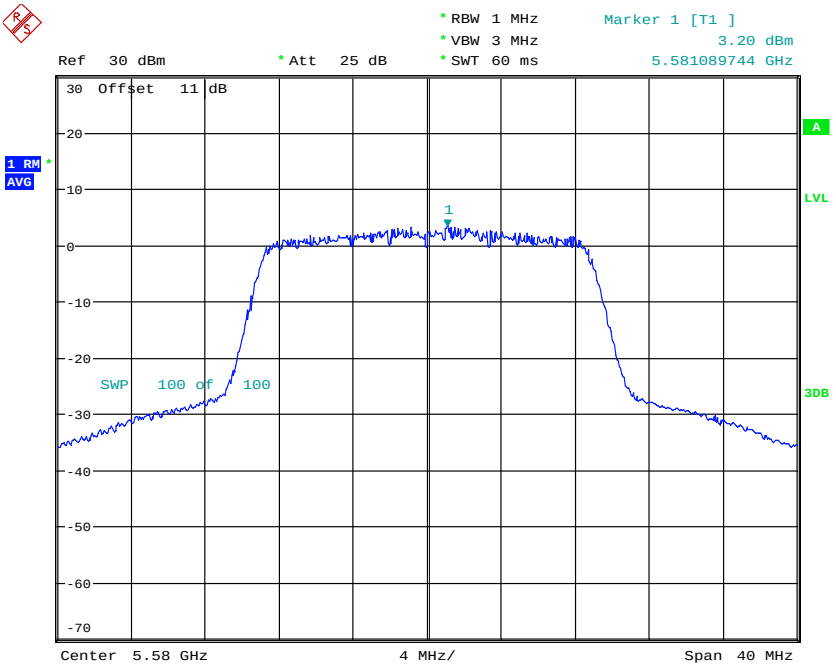

POWER DENSITY AV ANT211n20CH116
Date: 16.MAY.2023 17:26:45

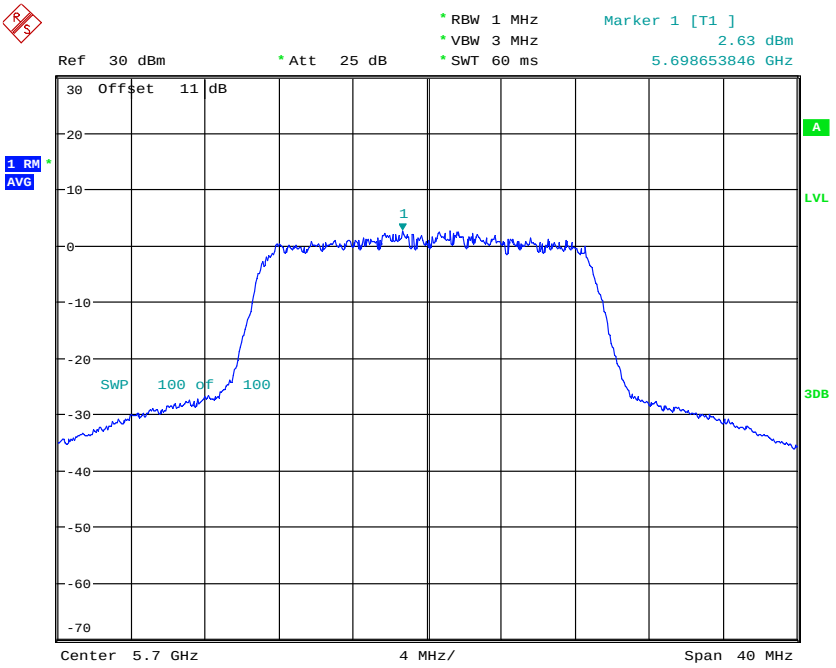

POWER DENSITY AV ANT211n20CH140
Date: 16.MAY.2023 17:27:44

Registration number: W6M22211-22321-C-54
FCC ID: 2ARGX-NGAP

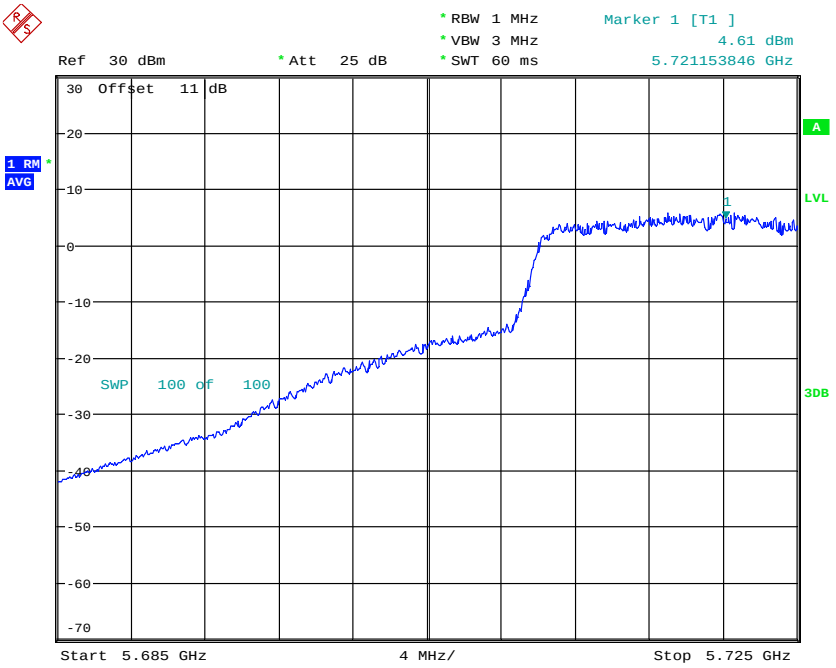

POWER DENSITY AV ANT211n20CH144
Date: 16.JUN.2023 08:40:23

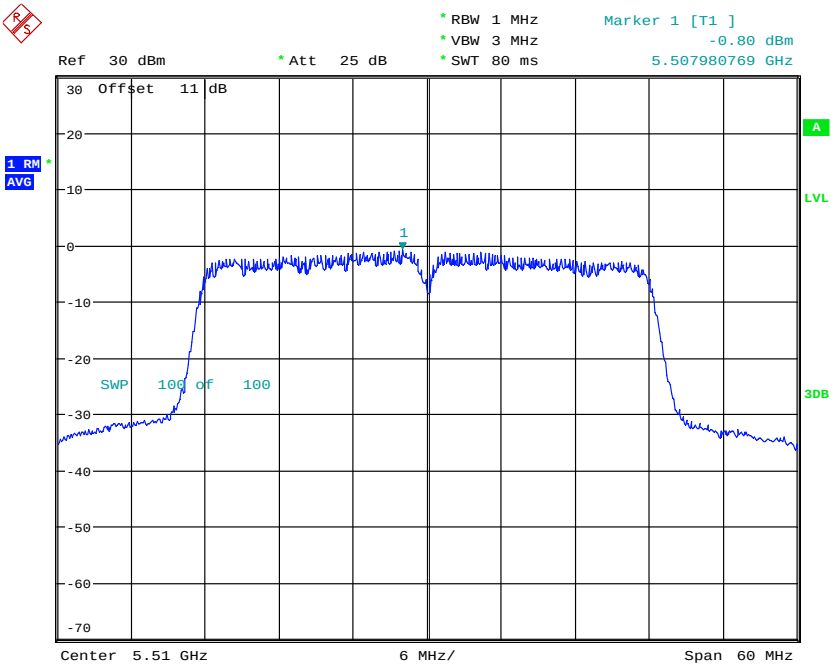

POWER DENSITY AV ANT211n40CH102
Date: 16.MAY.2023 17:36:07

Registration number: W6M22211-22321-C-54
FCC ID: 2ARGX-NGAP

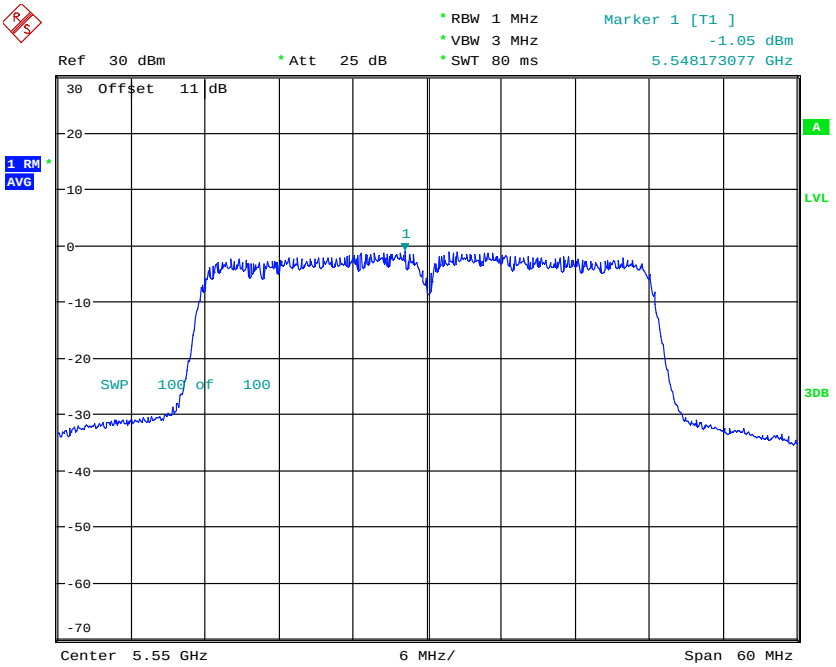

POWER DENSITY AV ANT211n40CH110
Date: 16.MAY.2023 17:39:45

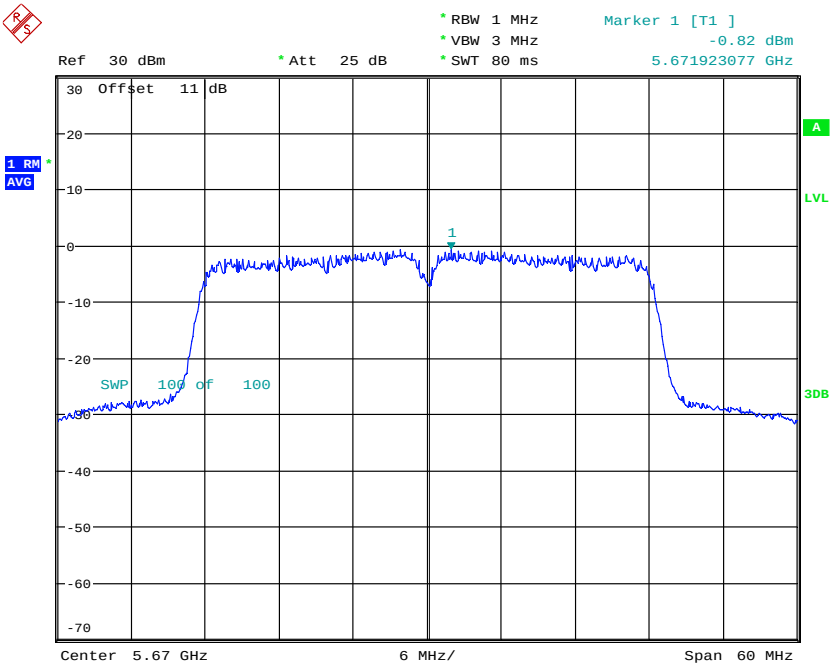

POWER DENSITY AV ANT211n40CH134
Date: 16.MAY.2023 17:38:15

Registration number: W6M22211-22321-C-54
FCC ID: 2ARGX-NGAP

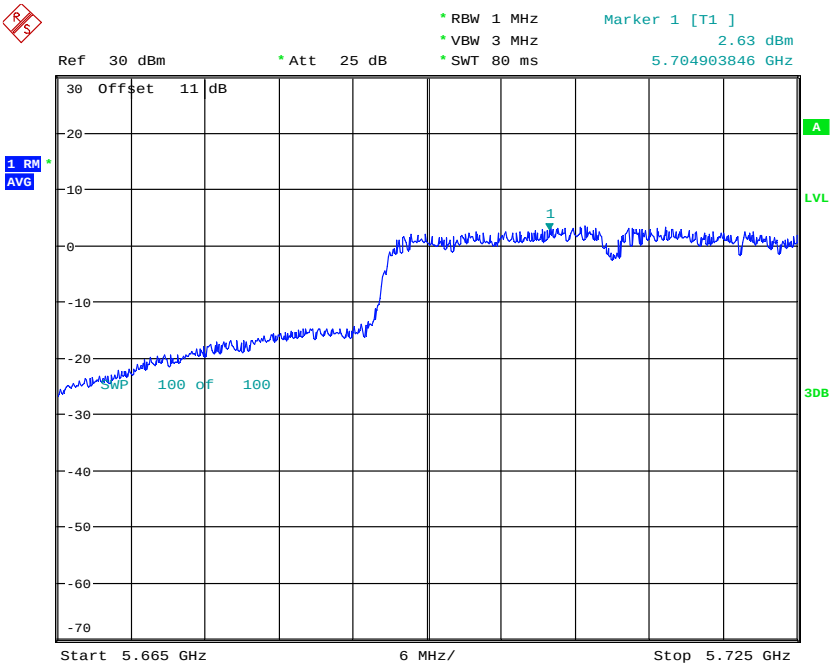

POWER DENSITY AV ANT211n40CH142
Date: 16.JUN.2023 08:39:41

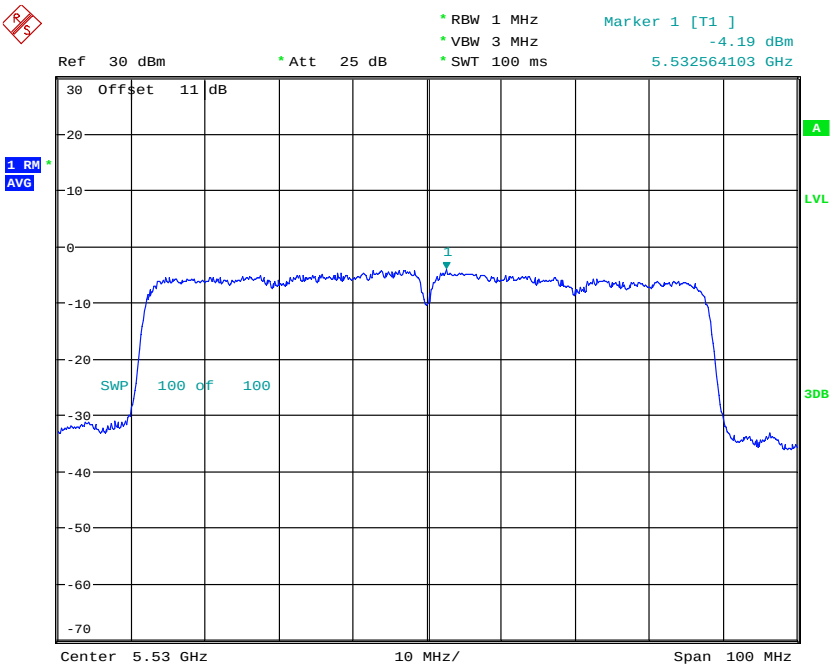

POWER DENSITY AV ANT211ac80CH106
Date: 16.MAY.2023 17:42:03

Registration number: W6M22211-22321-C-54
FCC ID: 2ARGX-NGAP

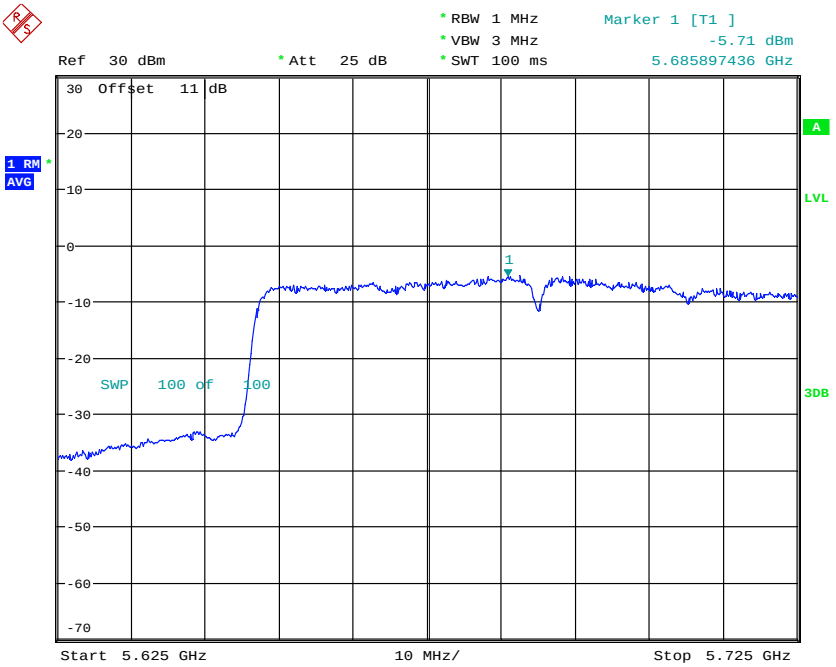

POWER DENSITY AV ANT211ac80CH138
Date: 14.JUN.2023 15:14:57

5.725 GHz ~ 5.85 GHz

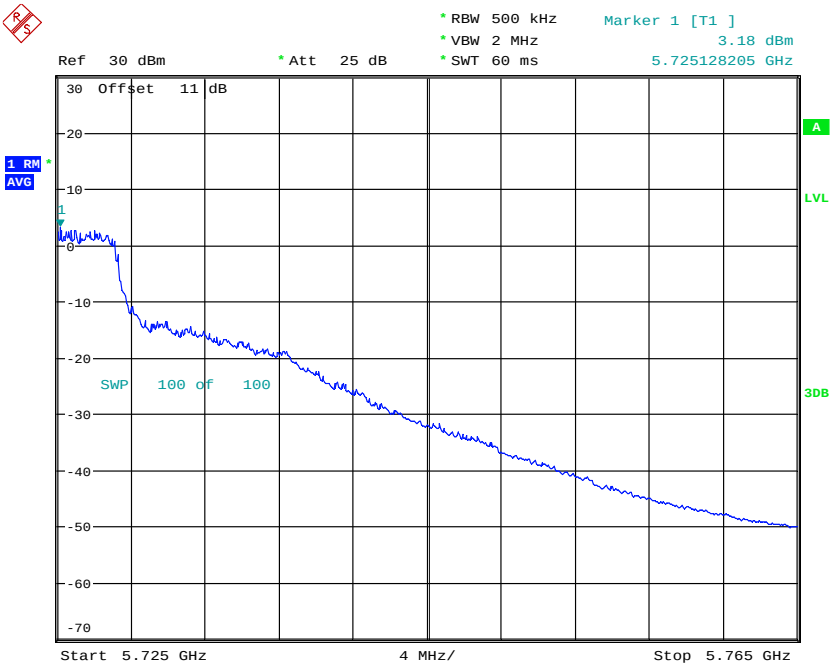

POWER DENSITY AV ANT211aCH144
Date: 16.JUN.2023 08:34:14

Registration number: W6M22211-22321-C-54
FCC ID: 2ARGX-NGAP

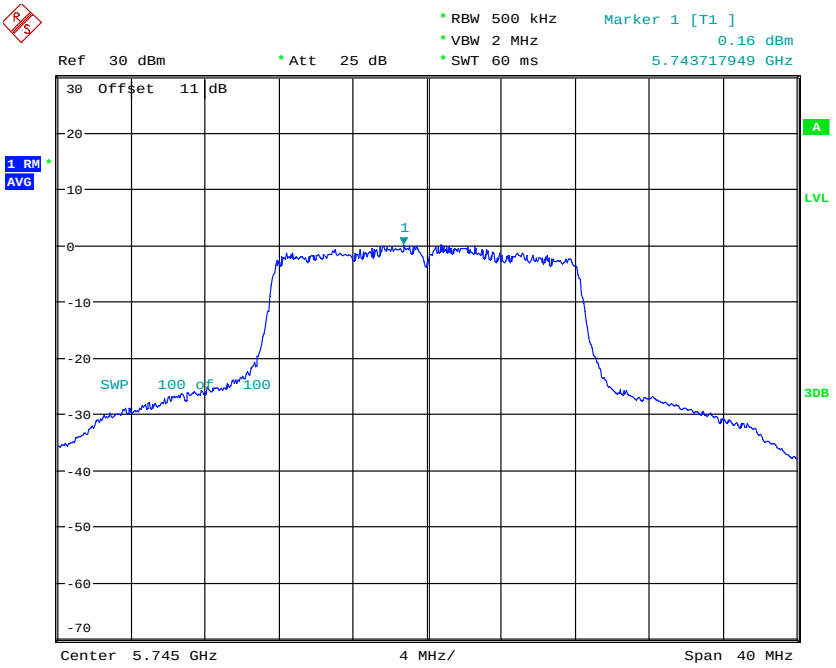

POWER DENSITY AV ANT211aCH149
Date: 16.MAY.2023 15:20:45

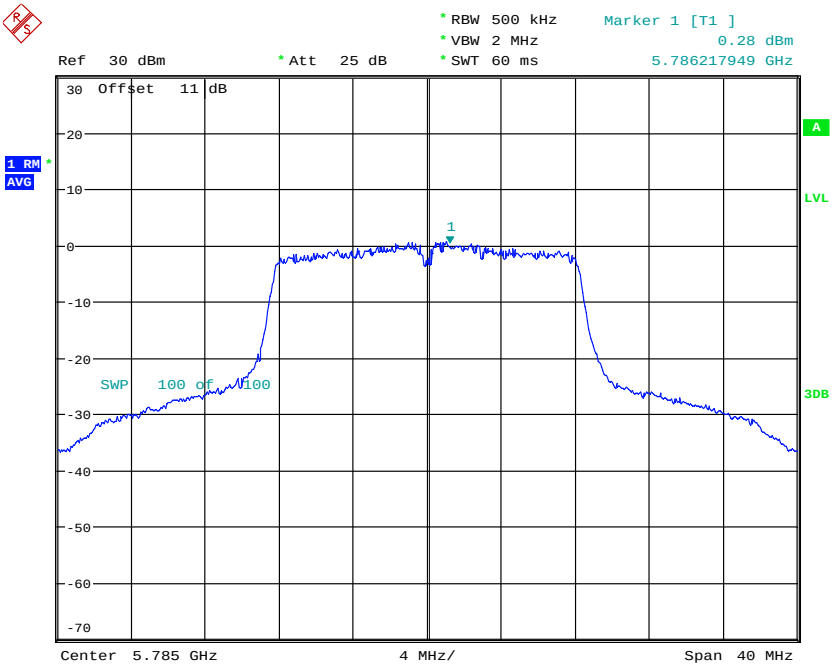

POWER DENSITY AV ANT211aCH157
Date: 16.MAY.2023 15:23:02

Registration number: W6M22211-22321-C-54
FCC ID: 2ARGX-NGAP

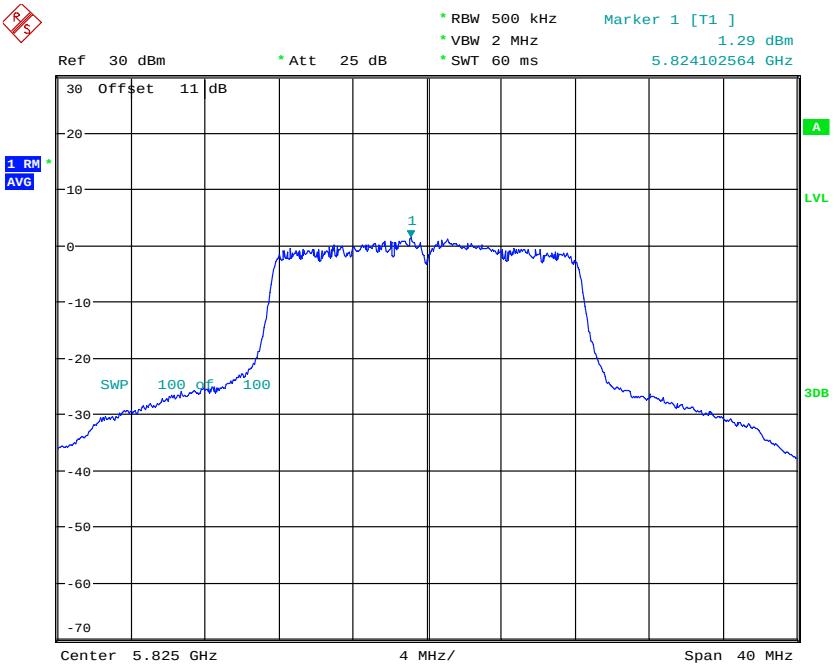

POWER DENSITY AV ANT211aCH165
Date: 16.MAY.2023 15:32:01

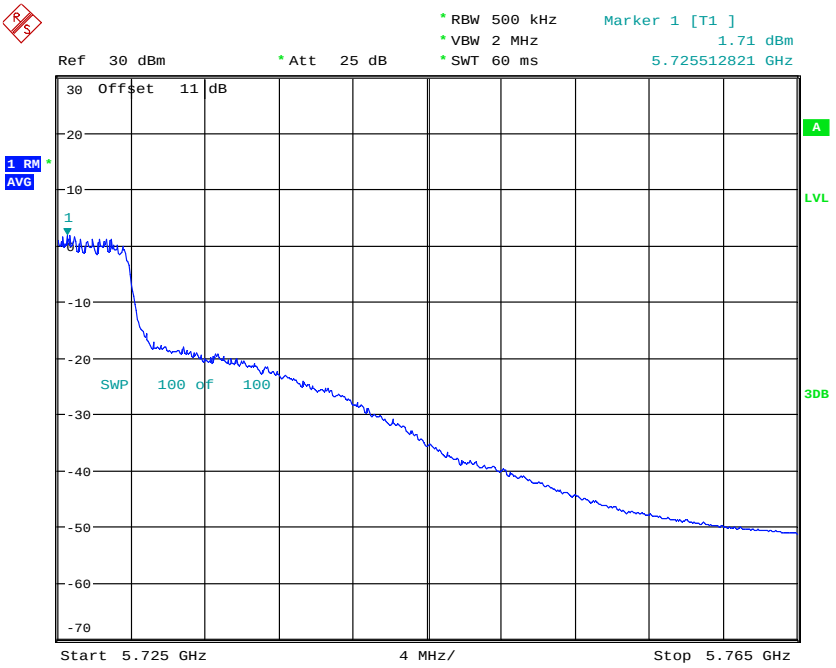

POWER DENSITY AV ANT211n20CH144
Date: 16.JUN.2023 08:34:40

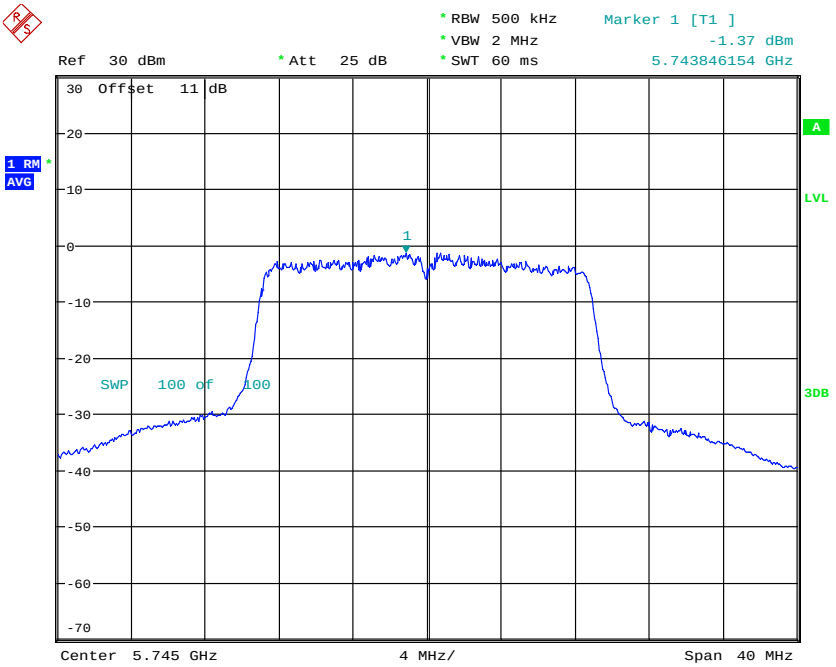

POWER DENSITY AV ANT211n20CH149

Date: 16.MAY.2023 15:57:55

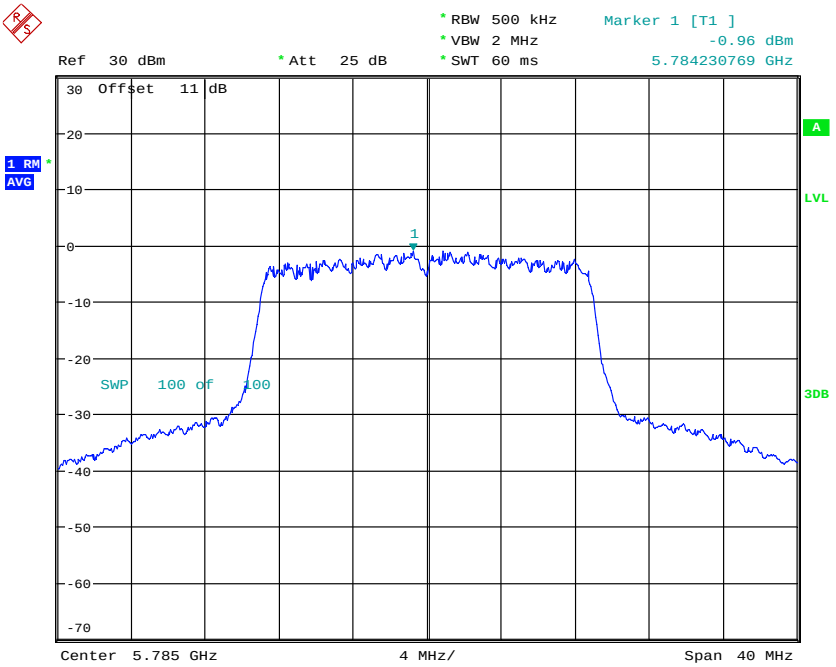

POWER DENSITY AV ANT211n20CH157

Date: 16.MAY.2023 15:59:00

Registration number: W6M22211-22321-C-54
FCC ID: 2ARGX-NGAP

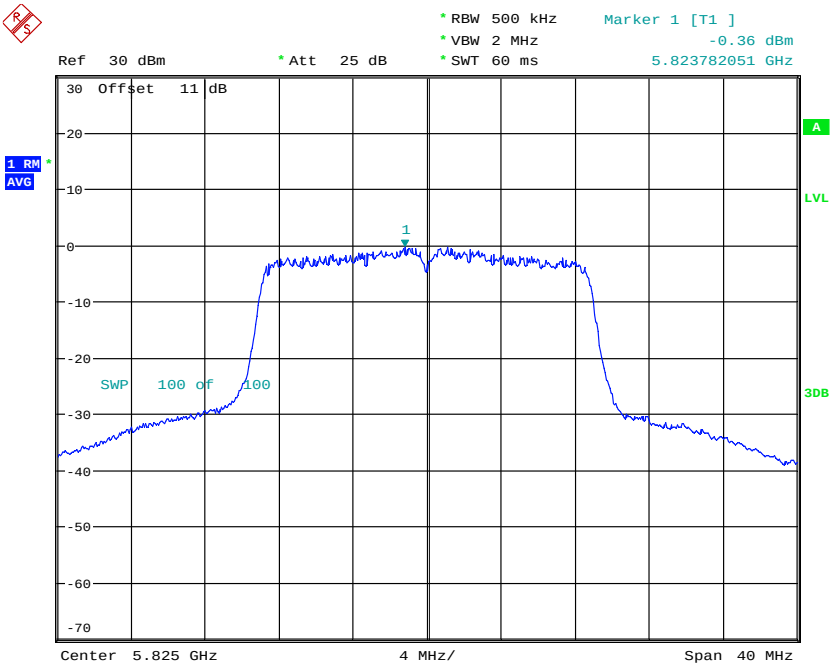

POWER DENSITY AV ANT211n20CH165
Date: 16.MAY.2023 16:01:49

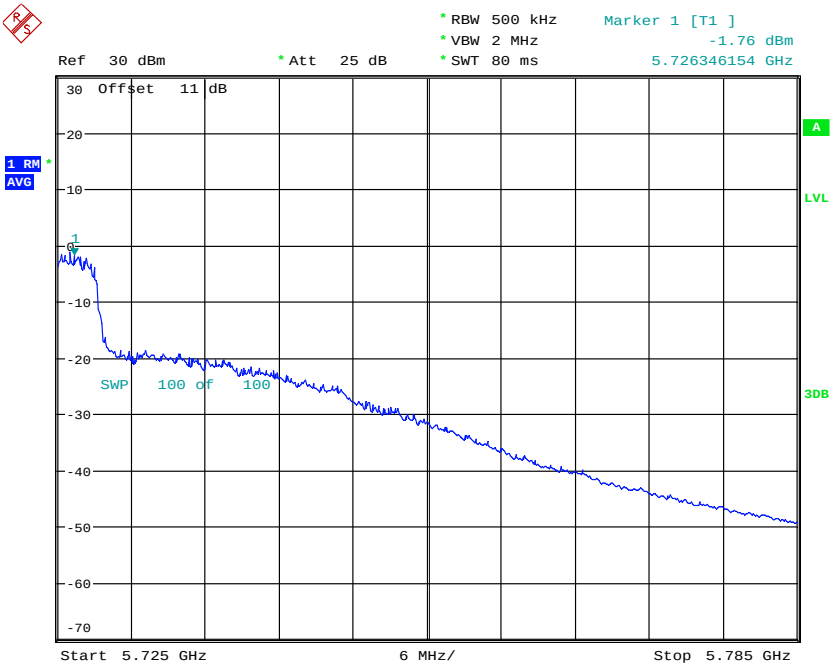

POWER DENSITY AV ANT211n40CH142
Date: 16.JUN.2023 08:39:01

Registration number: W6M22211-22321-C-54
FCC ID: 2ARGX-NGAP

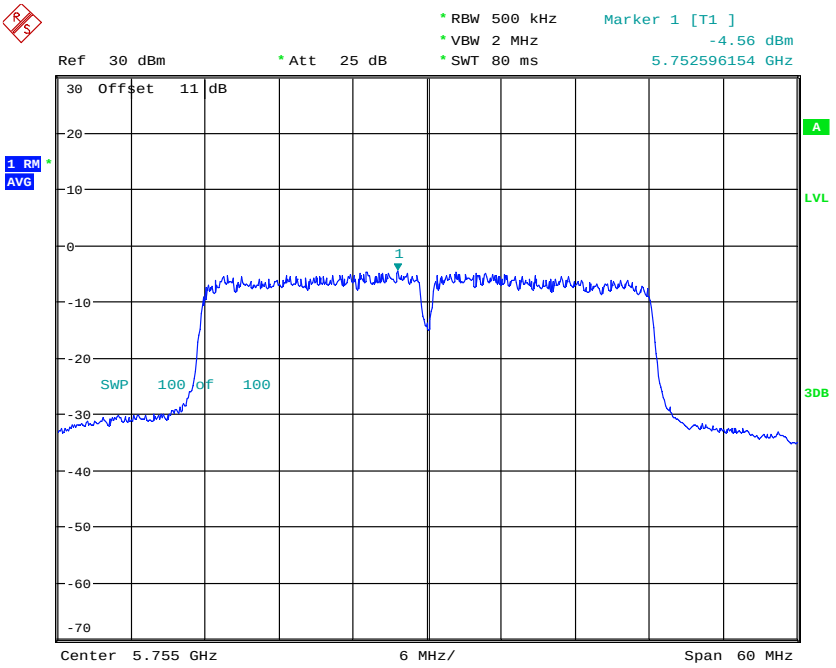

POWER DENSITY AV ANT211n40CH151
Date: 16.MAY.2023 16:04:52

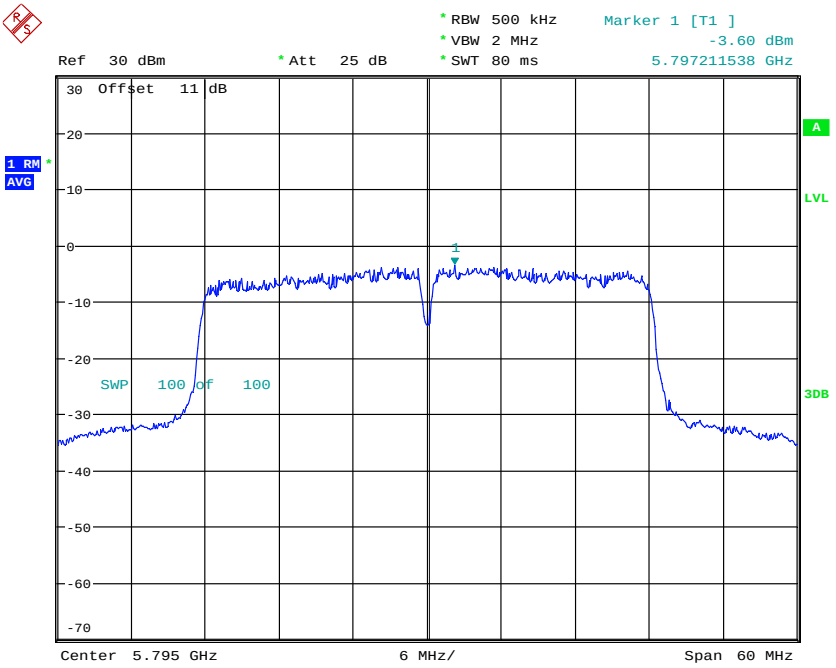

POWER DENSITY AV ANT211n40CH159
Date: 16.MAY.2023 16:05:59

Registration number: W6M22211-22321-C-54
FCC ID: 2ARGX-NGAP

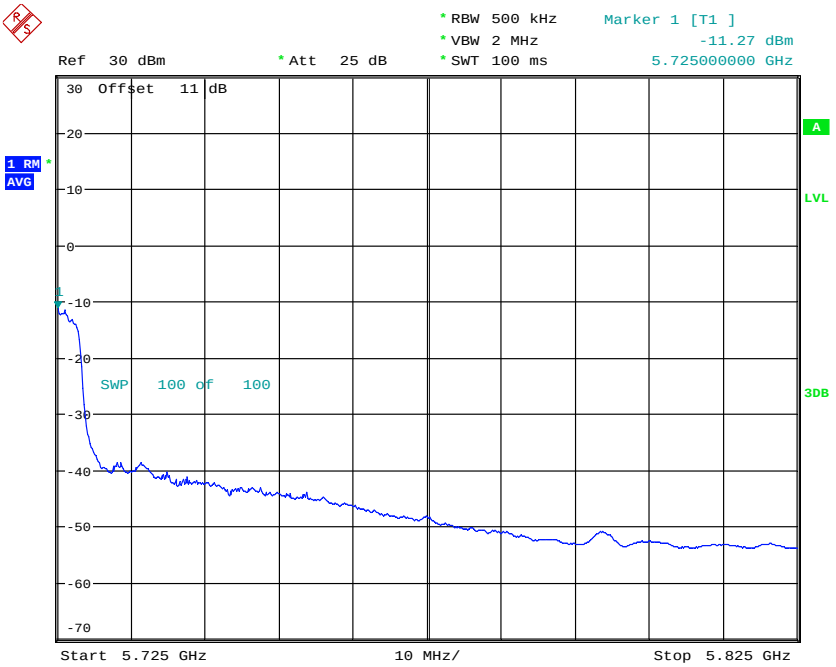

POWER DENSITY AV ANT211ac80CH138
Date: 14.JUN.2023 15:14:02

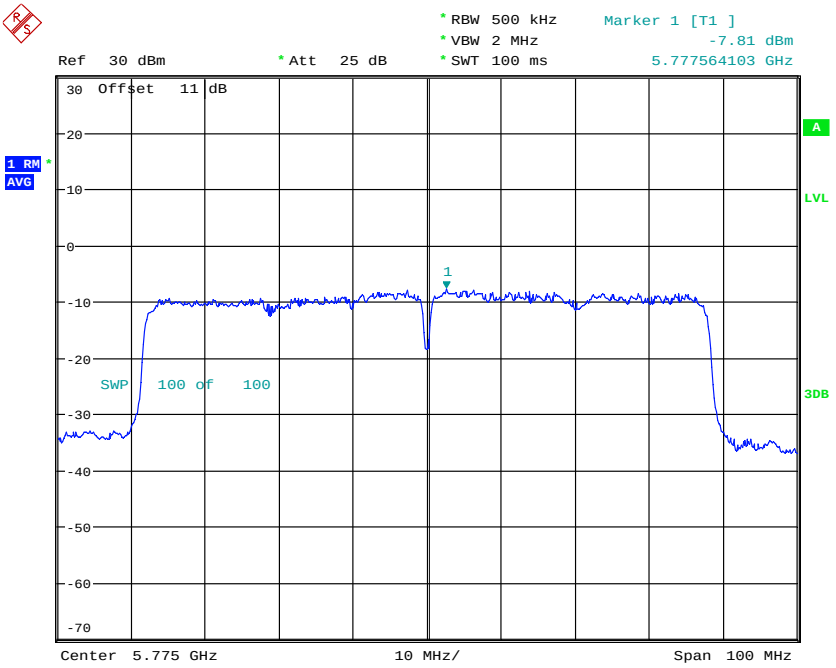

POWER DENSITY AV ANT211ac80CH155
Date: 16.MAY.2023 16:09:15

Test equipment used: ETSTW-RE 055, ETSTW-RE 050

3.5 Undesirable emission limits, FCC 15.407 (b)

1. For transmitters operating in the 5.15–5.25 GHz band: all emissions out-side of the 5.15–5.35 GHz band shall not exceed an EIRP of –27 dBm/MHz.
2. For transmitters operating in the 5.25–5.35 GHz band: all emissions out-side of the 5.15–5.35 GHz band shall not exceed an EIRP of –27 dBm/MHz. De-vices operating in the 5.25–5.35 GHz band that generate emissions in the 5.15–5.25 GHz band must meet all appli-cable technical requirements for operation in the 5.15–5.25 GHz band (including indoor use) or alternatively meet an out-of-band emission EIRP limit of -27 dBm/MHz in the 5.15–5.25 GHz band.
3. For transmitters operating in the 5.47–5.725 GHz band: all emissions out-side of the 5.47–5.725 GHz band shall not exceed an EIRP of -27 dBm/MHz.
4. For transmitters operating in the 5.725–5.850 GHz band: All emissions shall be limited to a level of −27 dBm/MHz at 75 MHz or more above or below the band edge increasing linearly to 10 dBm/MHz at 25 MHz above or below the band edge, and from 25 MHz above or below the band edge increasing linearly to a level of 15.6 dBm/MHz at 5 MHz above or below the band edge, and from 5 MHz above or below the band edge increasing linearly to a level of 27 dBm/MHz at the band edge.
5. The emission measurements shall be performed using a minimum resolution bandwidth of 1 MHz. A lower resolution bandwidth may be employed near the band edge, when necessary, provided the measured energy is integrated to show the total power over 1 MHz.
6. Unwanted emissions below 1 GHz must comply with the general field strength limits set forth in § 15.209.
7. According to According to KDB 789033 D02 General UNII Test Procedures v01, as specified in 15.407(b), emissions above 1000 MHz that are outside of the restricted bands are subject to a peak emission limit of -27 dBm/MHz (or -17 dBm/MHz as specified in 15.407(b)(4)). However, an out-of-band emission that complies with both the average and peak limits of 15.209 is not required to satisfy the -27 dBm/MHz or -17 dBm/MHz peak emission limit.
8. If radiated measurements are performed, field strength is then converted to EIRP as follows:
   (i) EIRP = ((E*d)^2) / 30, where: E is the field strength in V/m; d is the measurement distance in meters. EIRP is the equivalent isotropically radiated power in watts.
   (ii) Working in dB units, the above equation is equivalent to: EIRP[dBm] = E[dBμV/m] + 20 log(d[meters]) - 104.77.
   (iii) Or, if d is 3 meters: EIRP[dBm] = E[dBμV/m] - 95.2.

Applicable to	Limit	
☒	FIELD STRENGTH at 3m (dBμV/m)	
	PK	AV
	74	54
☐	EIRP LIMIT (dBm)	EQUIVALENT FIELD STRENGTH at 3m (dBμV/m)
	PK	PK
	-27	68.3

Registration number: W6M22211-22321-C-54
FCC ID: 2ARGX-NGAP

Model:	AP7633-USB	Date:	--			
Mode:	--	Temperature:	--	°C	Engineer:	--
Polarization:	Horizontal	Humidity:	--	%		

Frequency (MHz)	Reading (dBuV)	Detector	Factor (dB)	Result (dBuV/m)	Limit (dBuV/m)	Margin (dB)	Table Degree (Deg.)	Ant. High (cm)
--	--	--	--	--	--	--	--	--
--	--	--	--	--	--	--	--	--
--	--	--	--	--	--	--	--	--

Frequency (MHz)	Reading (dBuV)		Factor (dB)	Result (dBuV/m)		Limit (dBuV/m)		Margin (dB)	Table Degree (Deg.)	Ant. High (cm)
	Peak	Ave.	Corr.	Peak	Ave.	Peak	Ave.			
--	--	--	--	--	--	--	--	--	--	--
--	--	--	--	--	--	--	--	--	--	--

Polarization: Vertical

Frequency (MHz)	Reading (dBuV)	Detector	Factor (dB)	Result (dBuV/m)	Limit (dBuV/m)	Margin (dB)	Table Degree (Deg.)	Ant. High (cm)
--	--	--	--	--	--	--	--	--
--	--	--	--	--	--	--	--	--
--	--	--	--	--	--	--	--	--

Frequency (MHz)	Reading (dBuV)		Factor (dB)	Result (dBuV/m)		Limit (dBuV/m)		Margin (dB)	Table Degree (Deg.)	Ant. High (cm)
	Peak	Ave.	Corr.	Peak	Ave.	Peak	Ave.			
--	--	--	--	--	--	--	--	--	--	--
--	--	--	--	--	--	--	--	--	--	--

Test equipment used: ETSTW-RE 004, ETSTW-RE 030, ETSTW-RE 152, ETSTW-RE 088, ETSTW-RE 018

Explanation: After evaluated, the test result in this report adopt the worst case to measure, please see attached diagrams in appendix.

3.6 Automatic Discontinuation of transmission, FCC 15.407 (c)

The device shall automatically discontinue transmission in case of either absence of information to transmit or operational failure.
This function will be declared by manufacturer.

3.7 Reserved, FCC 15.407 (d)

3.8 Indoor Operation Restriction, FCC 15.407 (e)

Within the 5.15–5.25 GHz band, U- NII devices will be restricted to indoor operations to reduce any potential for harmful interference to co-channel MSS operations. This equipment has to be declared by manufacturer of the final product as content of the user manual.

3.9 Transmit Power Control (TPC)

Transmit power control (TPC). U-NII devices operating in the 5.25-5.35 GHz band and the 5.47-5.725 GHz band shall employ a TPC mechanism. The U-NII device is required to have the capability to operate at least 6 dB below the mean EIRP value of 30 dBm. A TPC mechanism is not required for systems with an e.i.r.p. of less than 500 mW.

Explanation: Max put power of the EUT is less than 500 mW (27dBm) so this test item is not required.

Registration number: W6M22211-22321-C-54
FCC ID: 2ARGX-NGAP

3.10 Dynamic Frequency Selection (DFS)

3.10.1 DFS Detection Threshold

Test date: May 24, 2023-May 28, 2023
Temperature: 26.8 ˚C
Humidity: 54.1 %
Tester: Sora

Radar Type
Type0 Radar Signal at 5500MHz

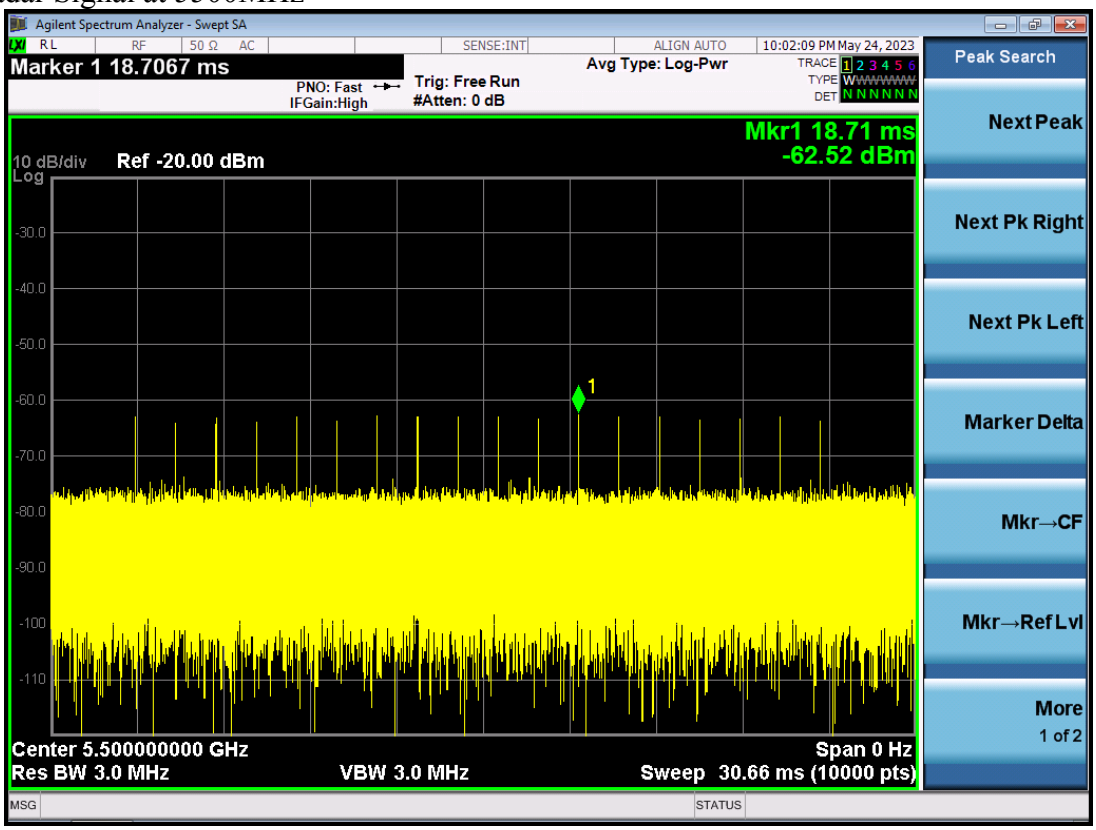

Registration number: W6M22211-22321-C-54
FCC ID: 2ARGX-NGAP

Type1 Radar Signal at 5500MHz

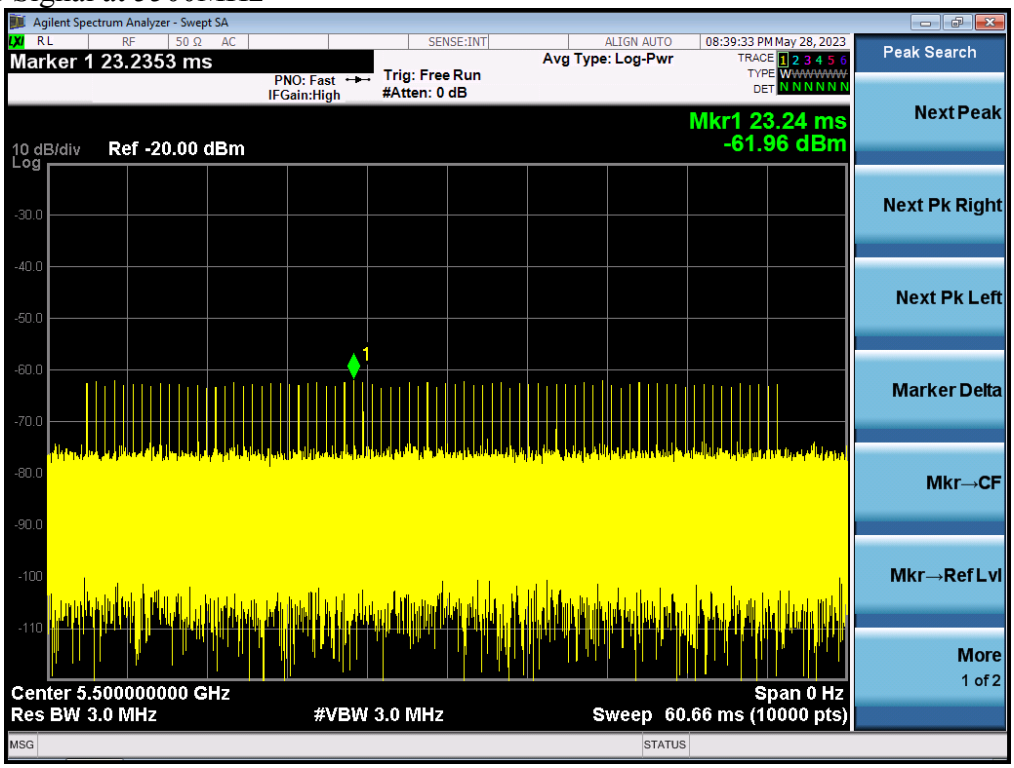

Type2 Radar Signal at 5500MHz

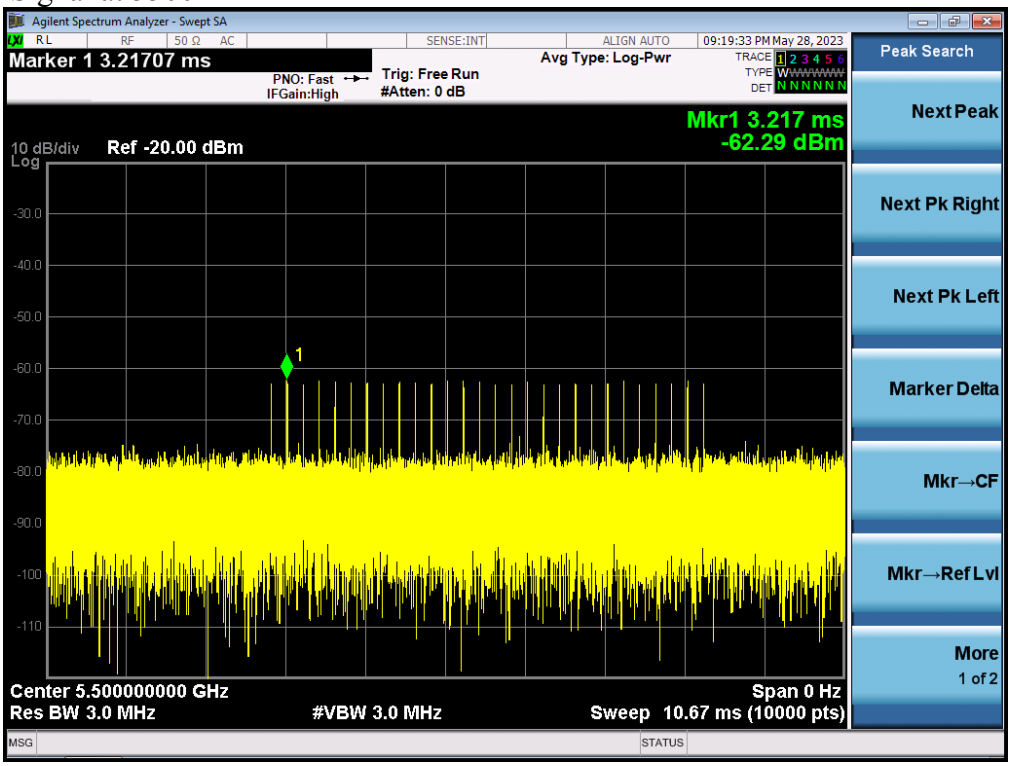

Registration number: W6M22211-22321-C-54
FCC ID: 2ARGX-NGAP

Type3 Radar Signal at 5500MHz

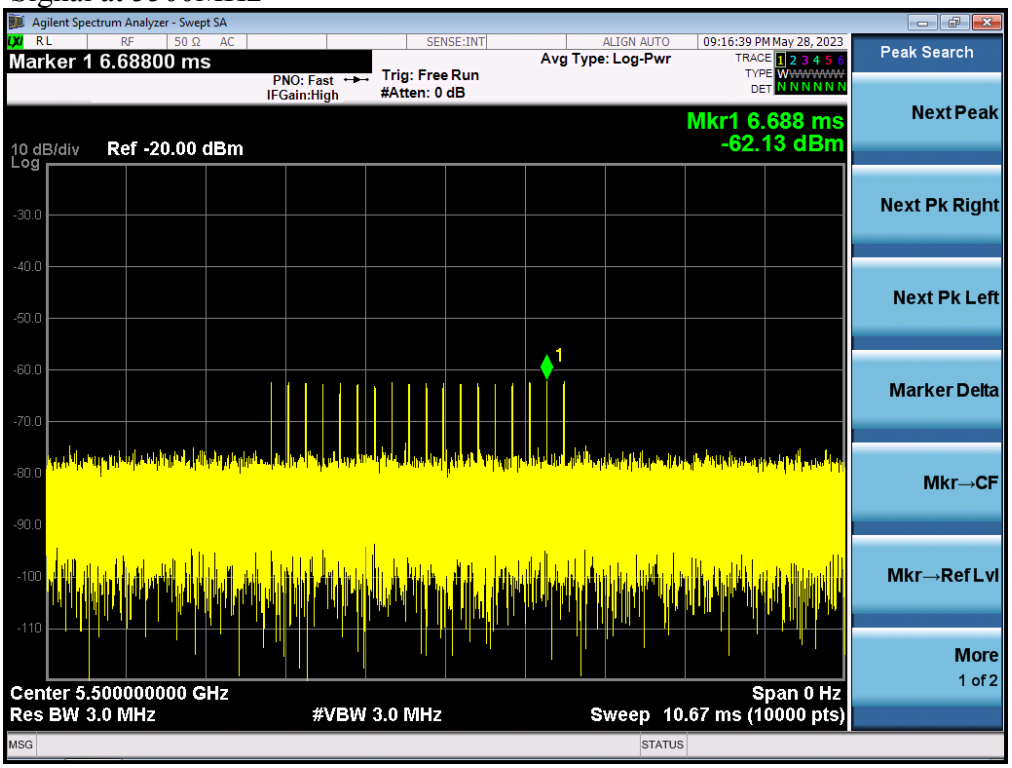

Type4 Radar Signal at 5500MHz

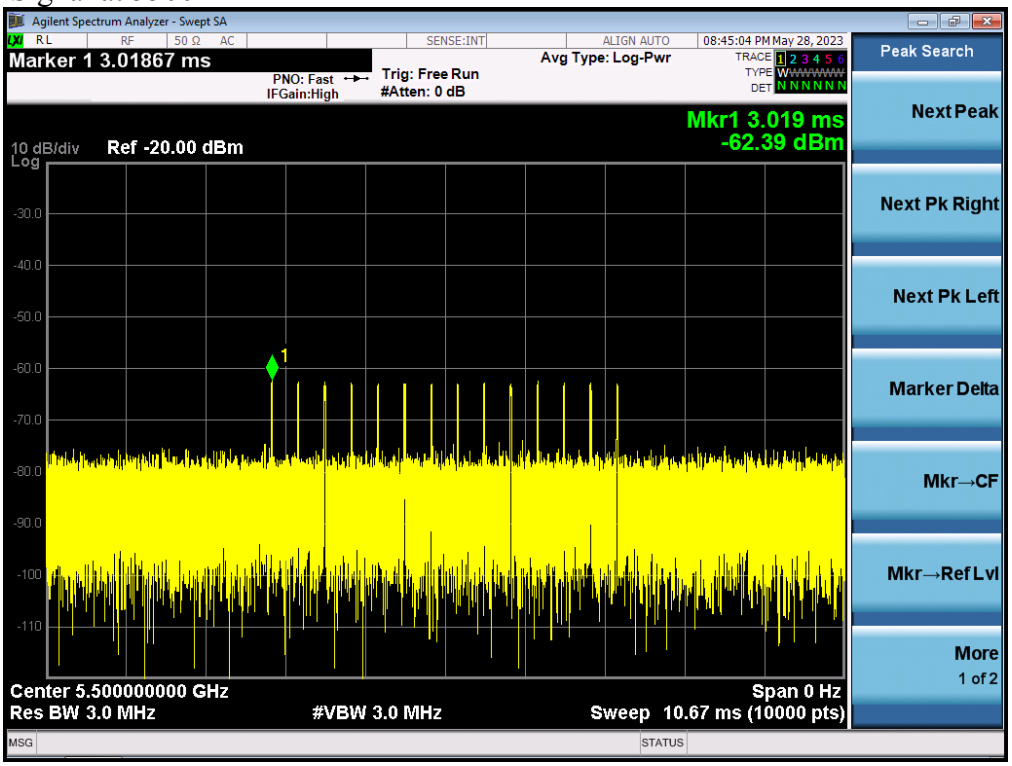

Registration number: W6M22211-22321-C-54
FCC ID: 2ARGX-NGAP

Type5 Radar Signal at 5500MHz

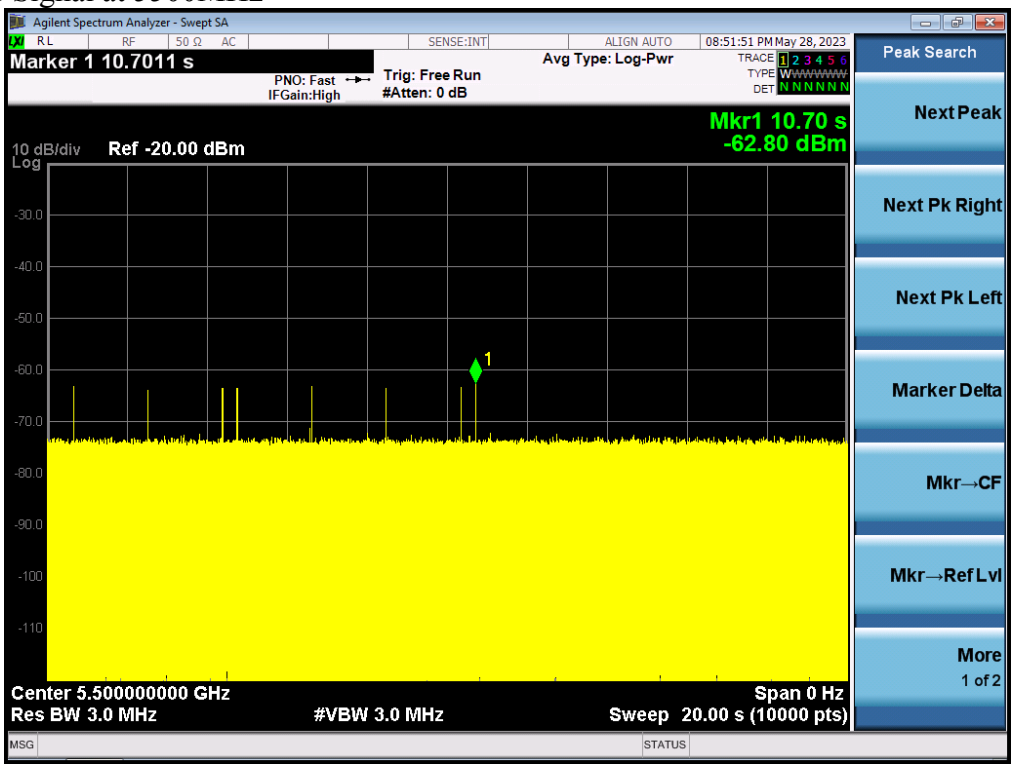

Type6 Radar Signal at 5500MHz

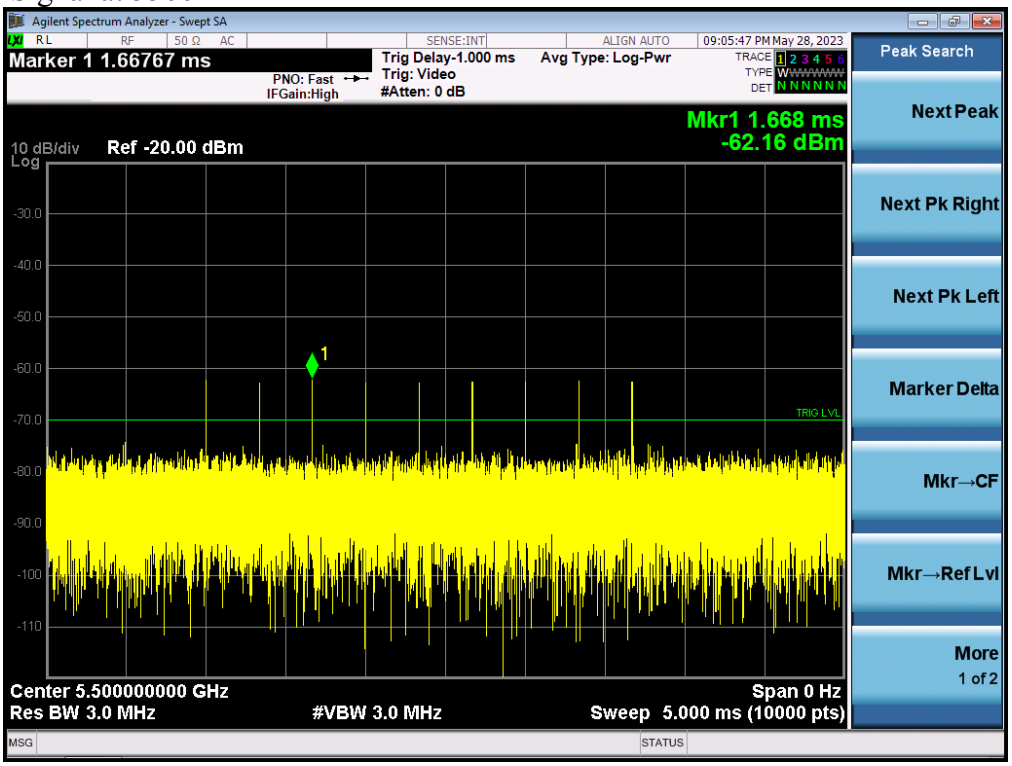

Registration number: W6M22211-22321-C-54
FCC ID: 2ARGX-NGAP

Type0 Radar Signal at 5510MHz

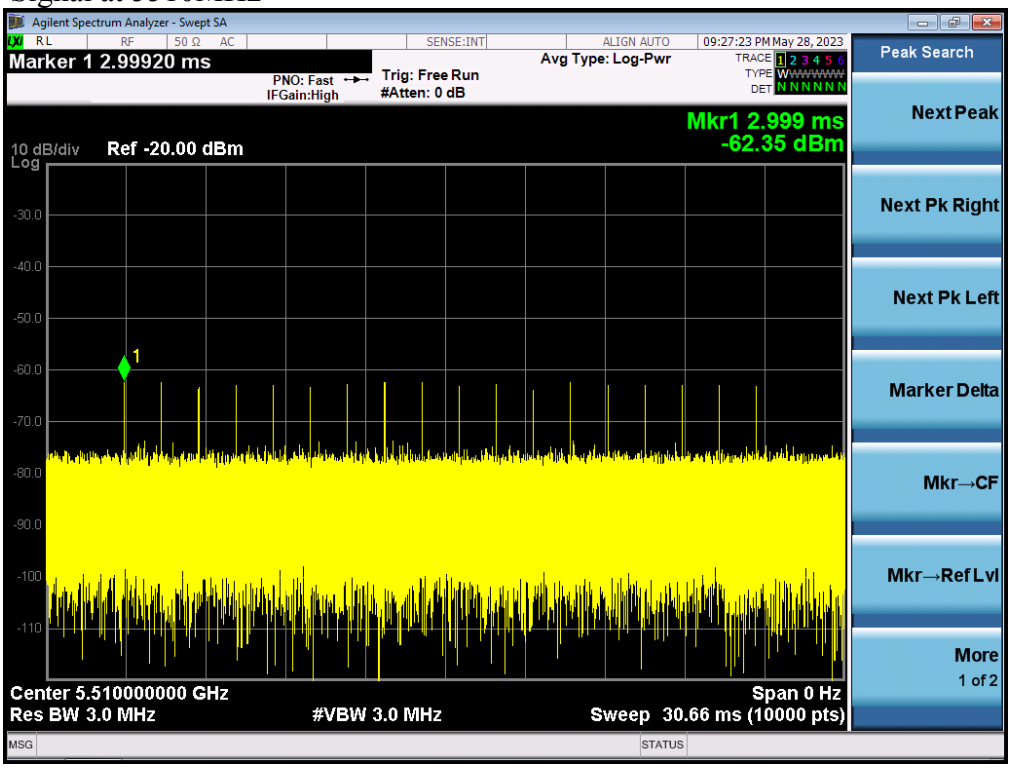

Type1 Radar Signal at 5510MHz

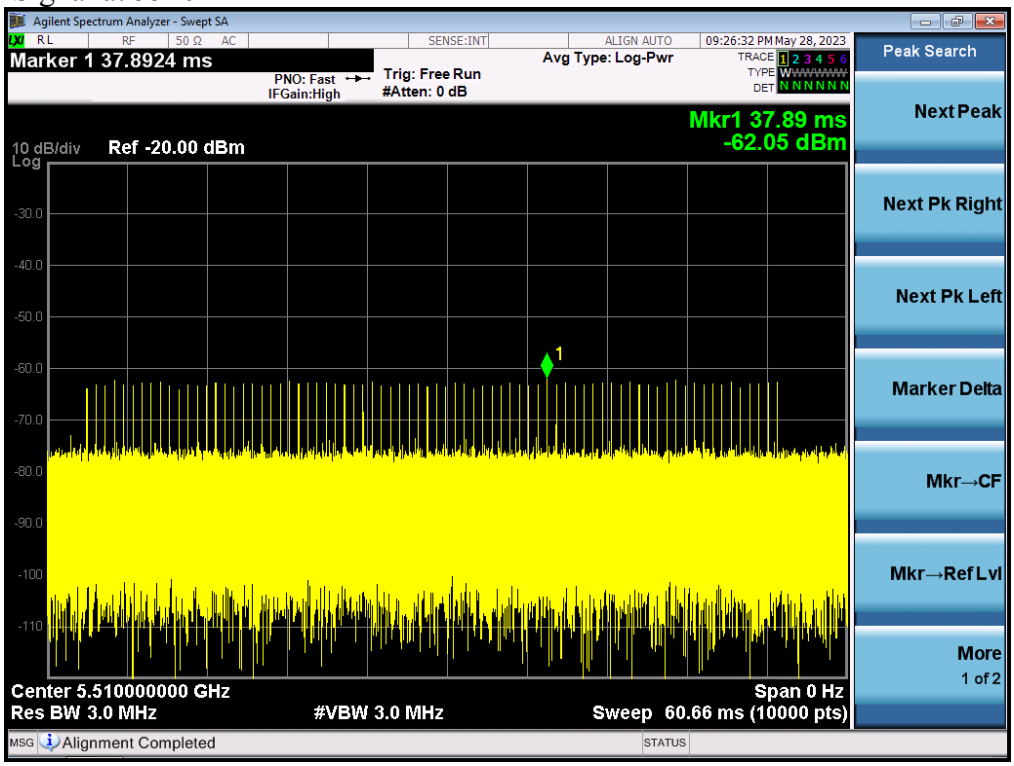

Registration number: W6M22211-22321-C-54
FCC ID: 2ARGX-NGAP

Type2 Radar Signal at 5510MHz

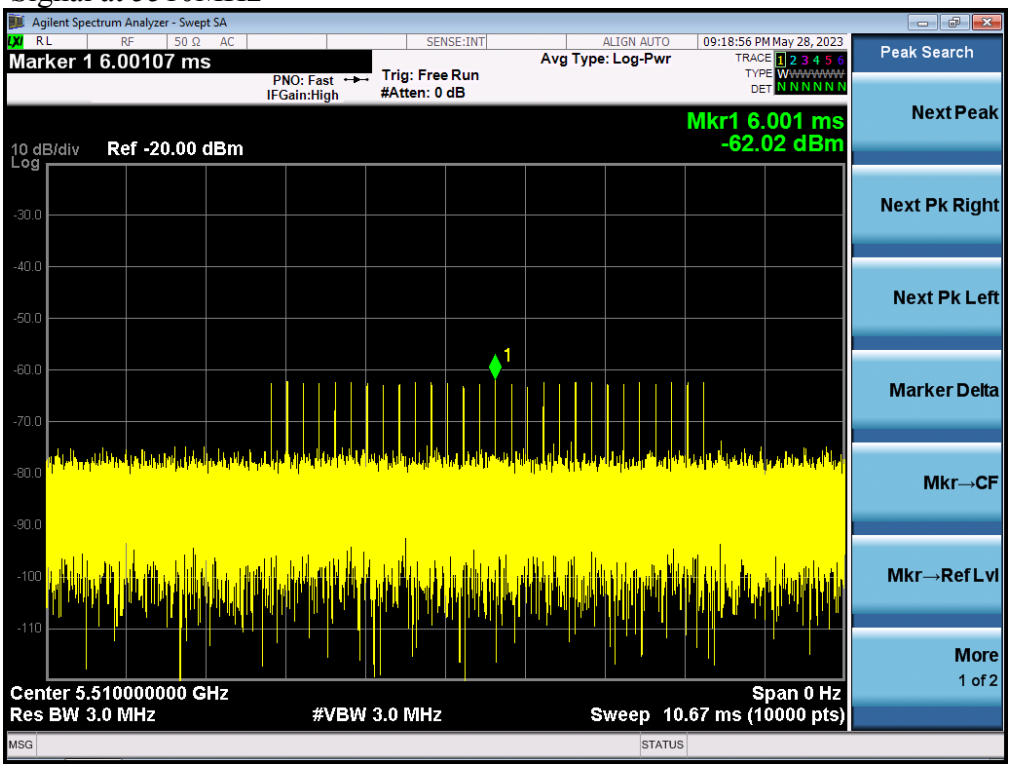

Type3 Radar Signal at 5510MHz

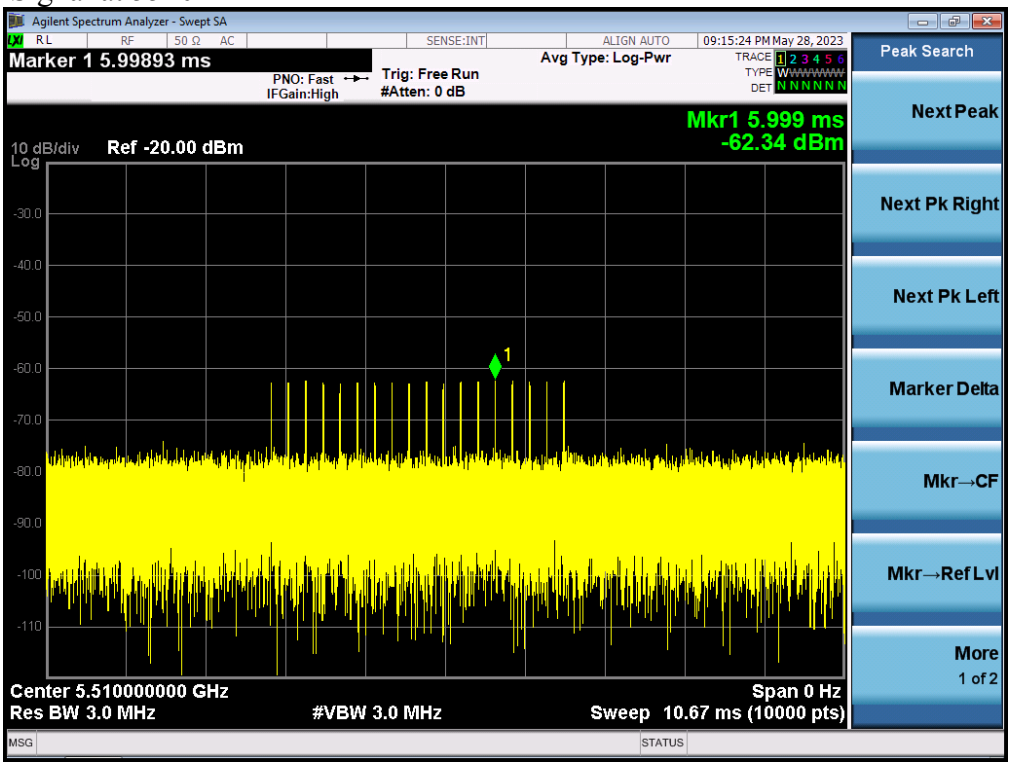

Registration number: W6M22211-22321-C-54
FCC ID: 2ARGX-NGAP

Type4 Radar Signal at 5510MHz

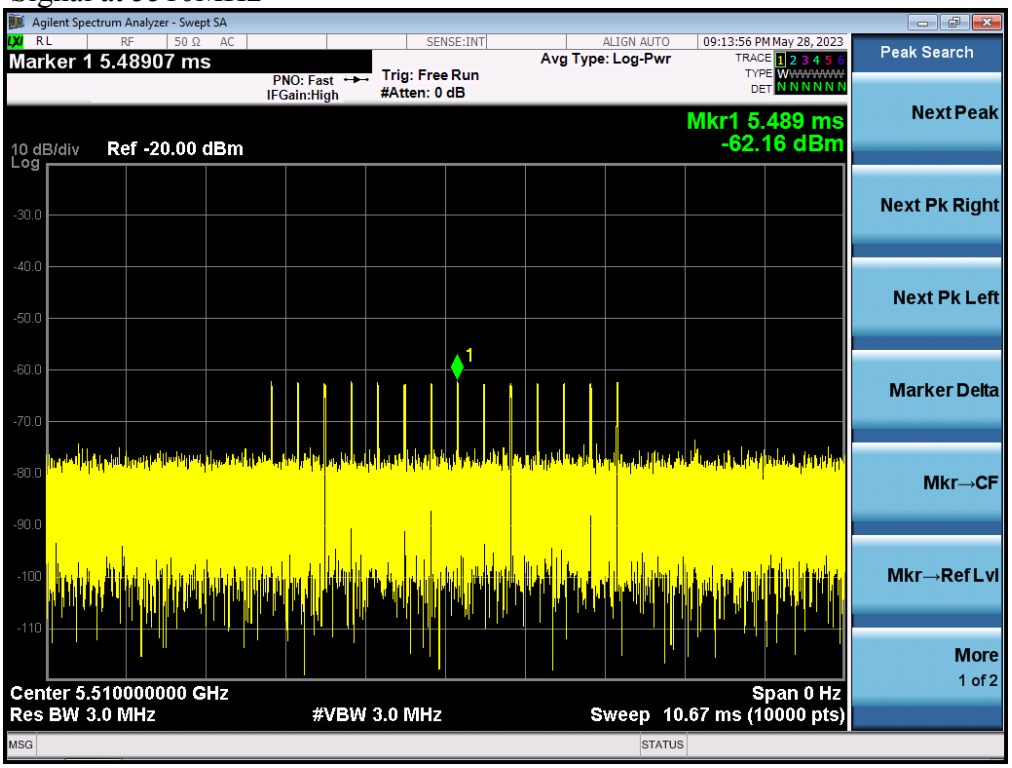

Type5 Radar Signal at 5510MHz

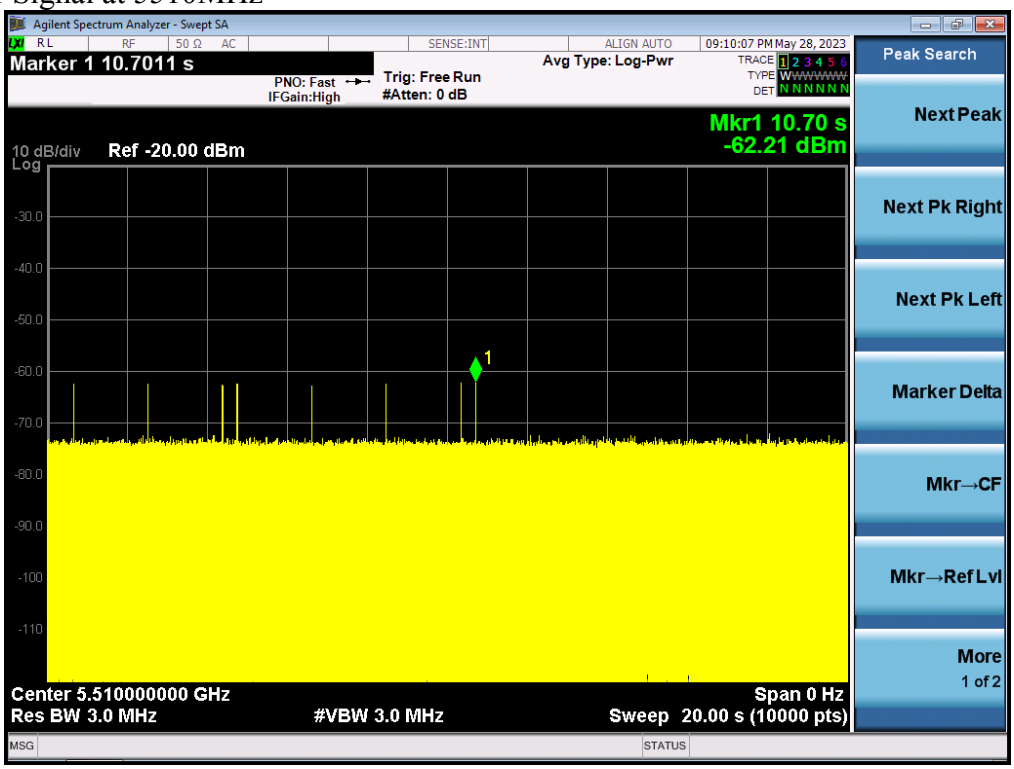

Registration number: W6M22211-22321-C-54
FCC ID: 2ARGX-NGAP

Type6 Radar Signal at 5510MHz

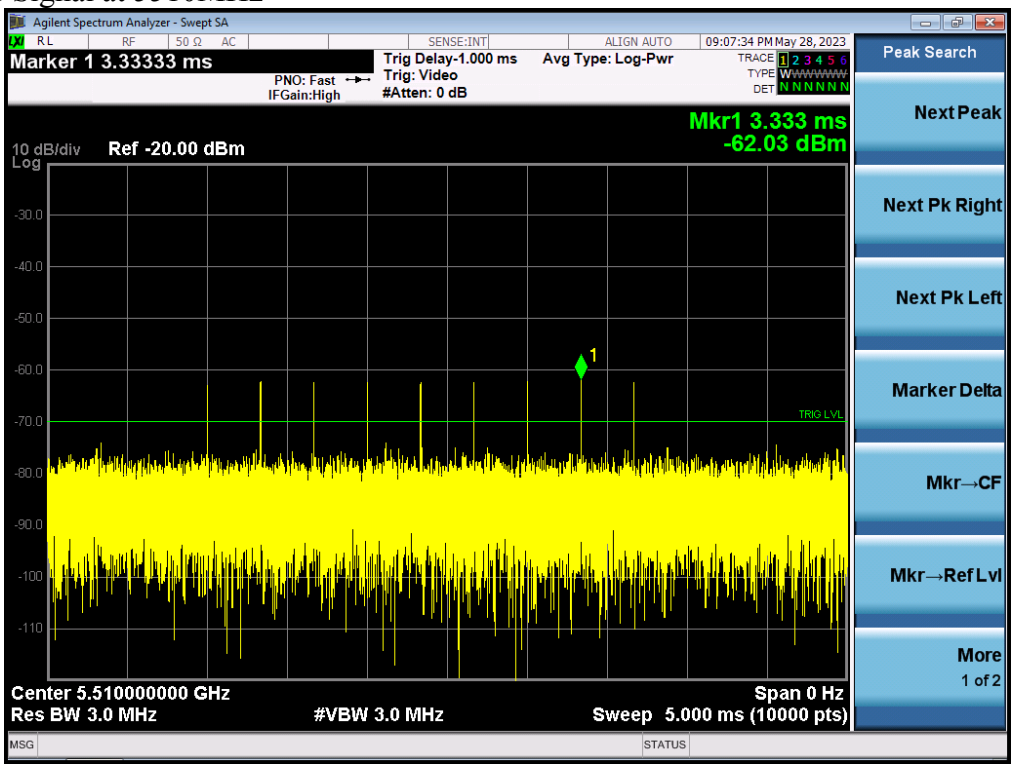

Type0 Radar Signal at 5530MHz

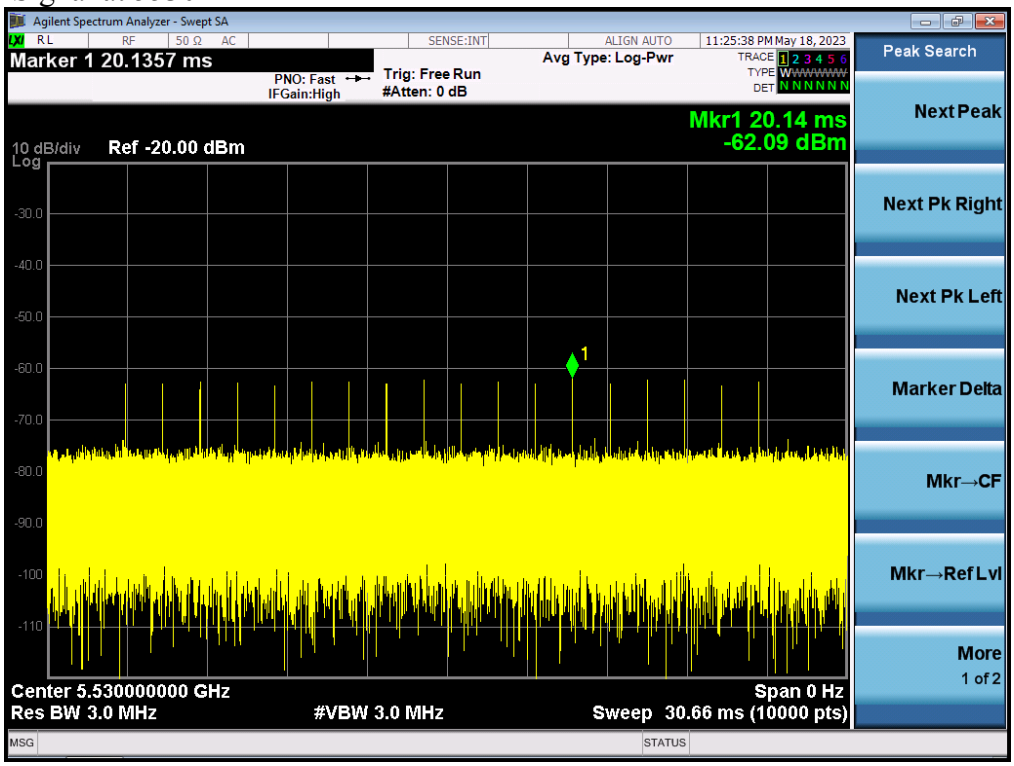

Registration number: W6M22211-22321-C-54
FCC ID: 2ARGX-NGAP

Type1 Radar Signal at 5530MHz

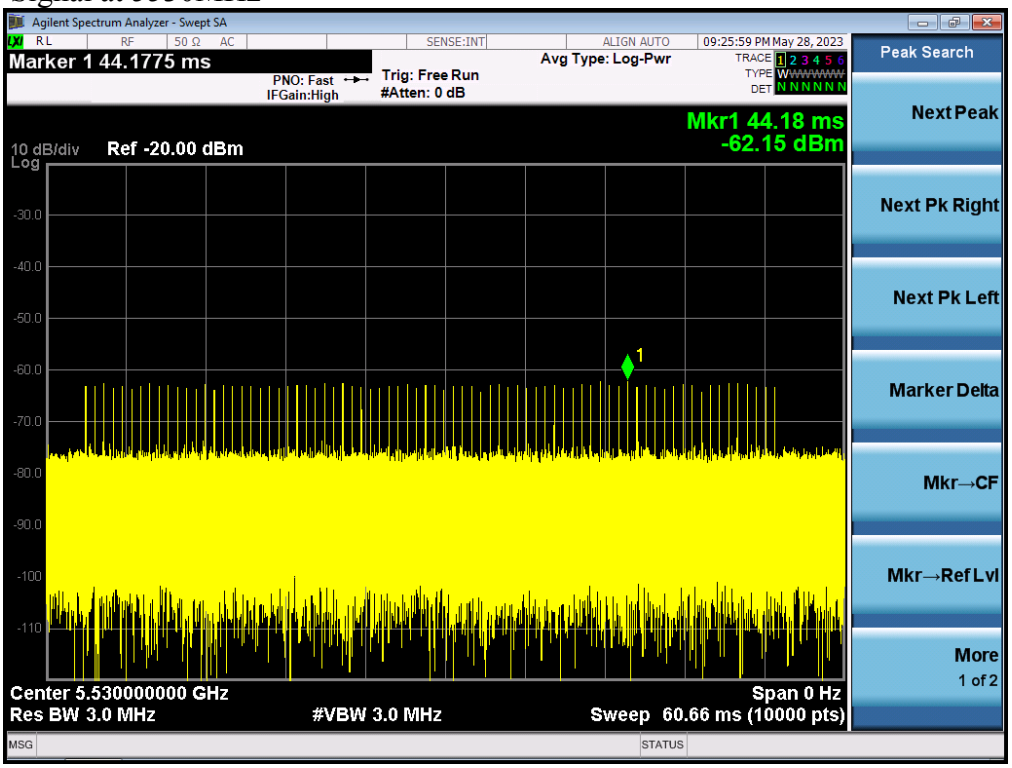

Type2 Radar Signal at 5530MHz

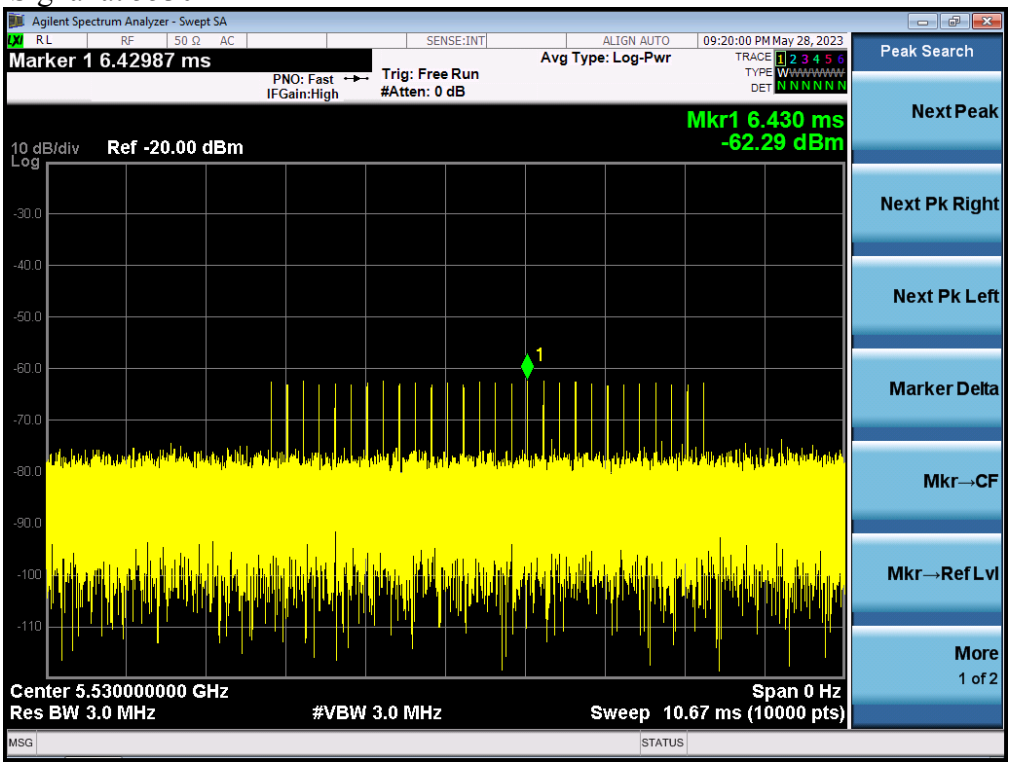

Registration number: W6M22211-22321-C-54
FCC ID: 2ARGX-NGAP

Type3 Radar Signal at 5530MHz

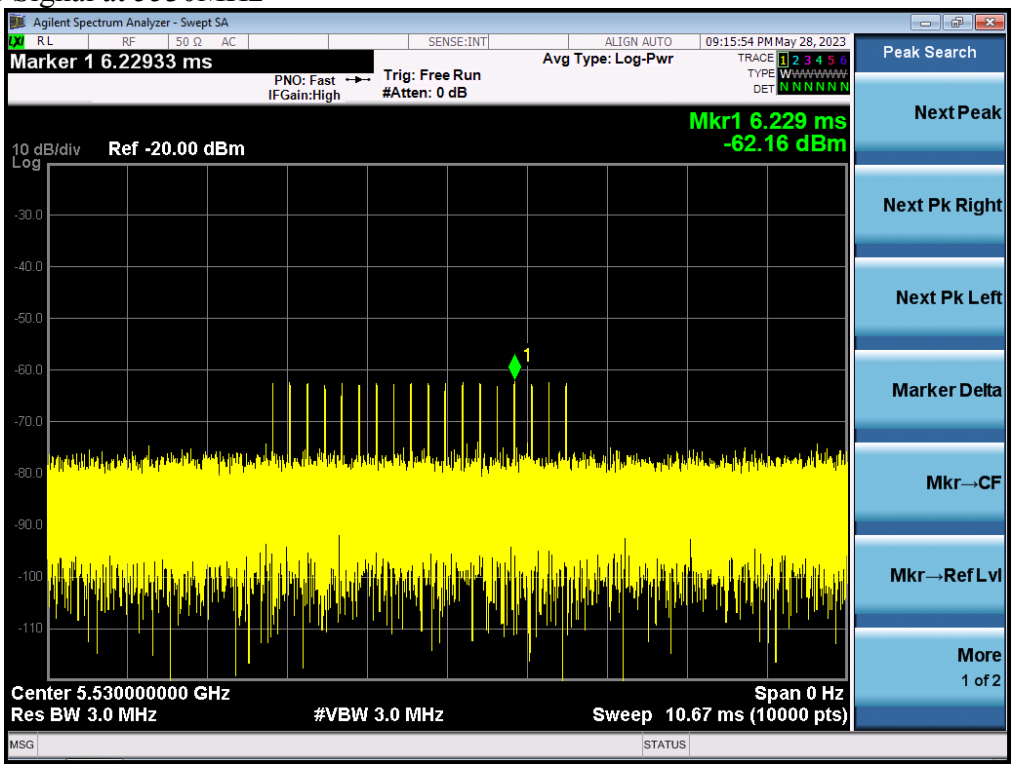

Type4 Radar Signal at 5530MHz

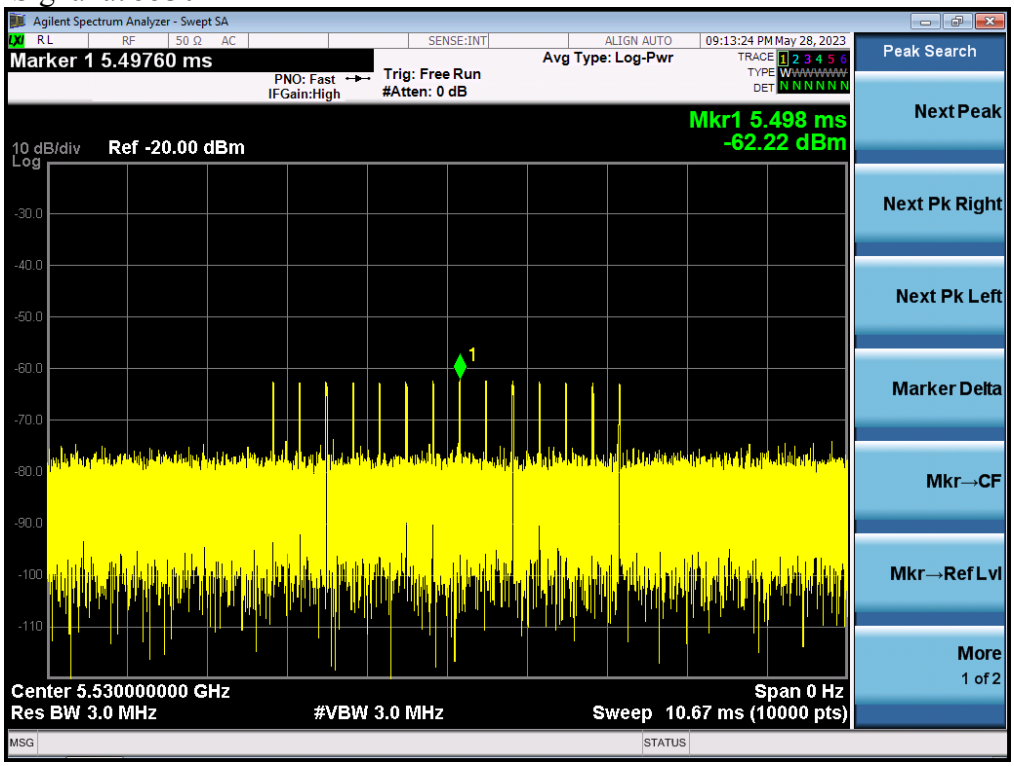

Registration number: W6M22211-22321-C-54
FCC ID: 2ARGX-NGAP

Type5 Radar Signal at 5530MHz

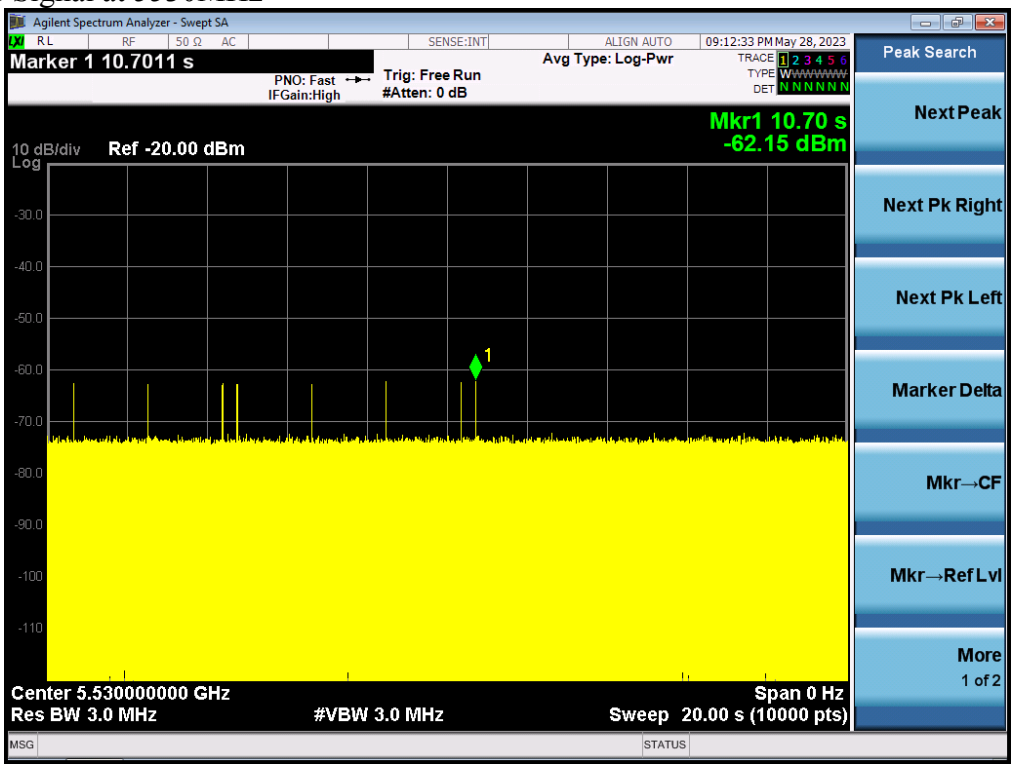

Type6 Radar Signal at 5530MHz

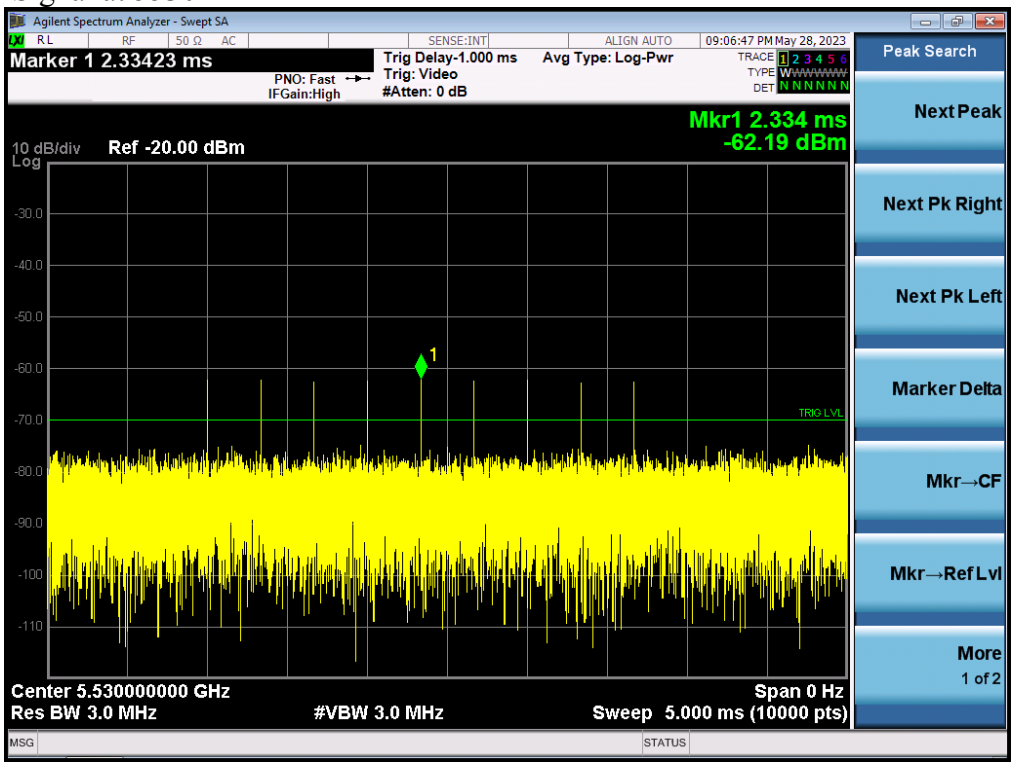

Registration number: W6M22211-22321-C-54
FCC ID: 2ARGX-NGAP

Traffic plot

Traffic Plot at 5500MHz

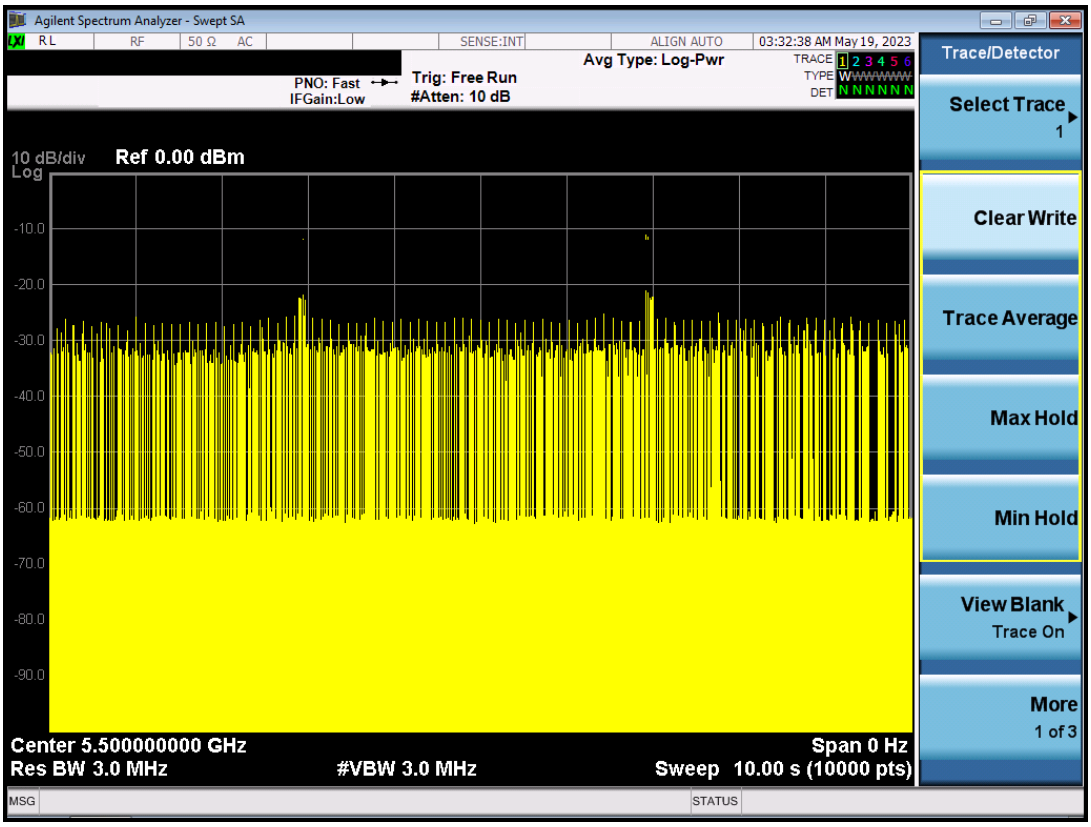

Traffic Plot at 5510MHz

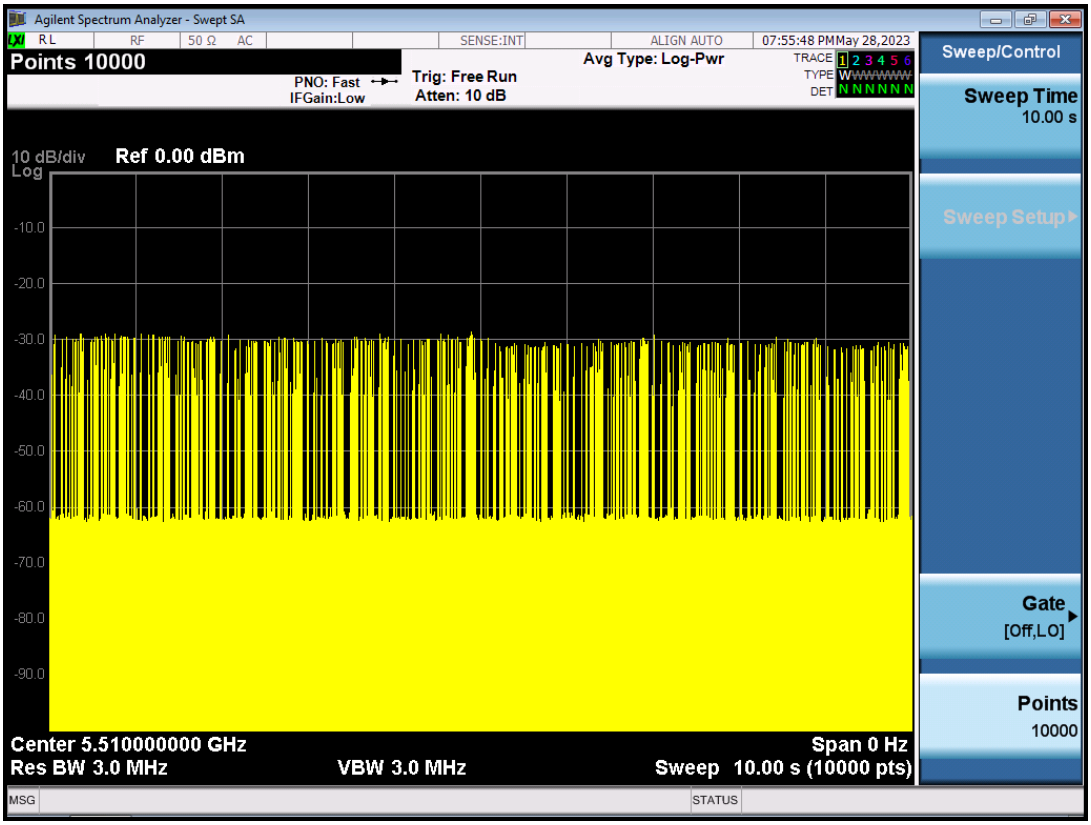

Registration number: W6M22211-22321-C-54
FCC ID: 2ARGX-NGAP

Traffic Plot at 5530MHz

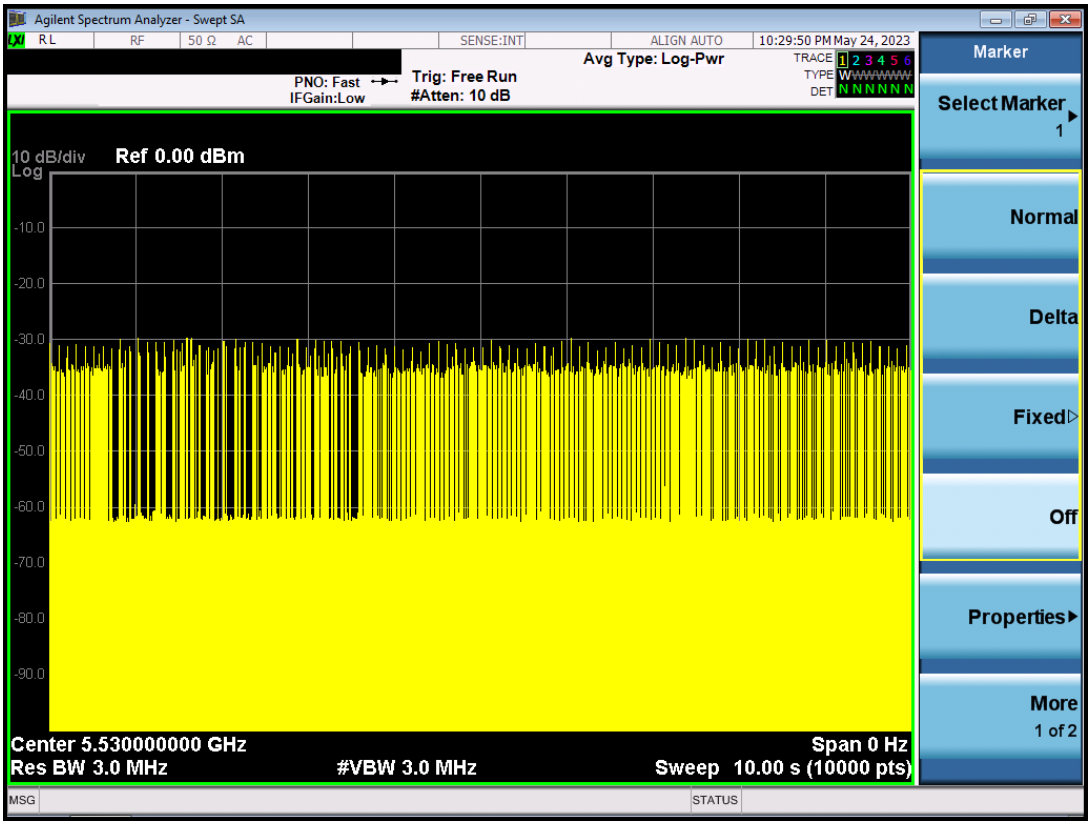

Non Traffic Plot

Non-Traffic Plot at 5500MHz

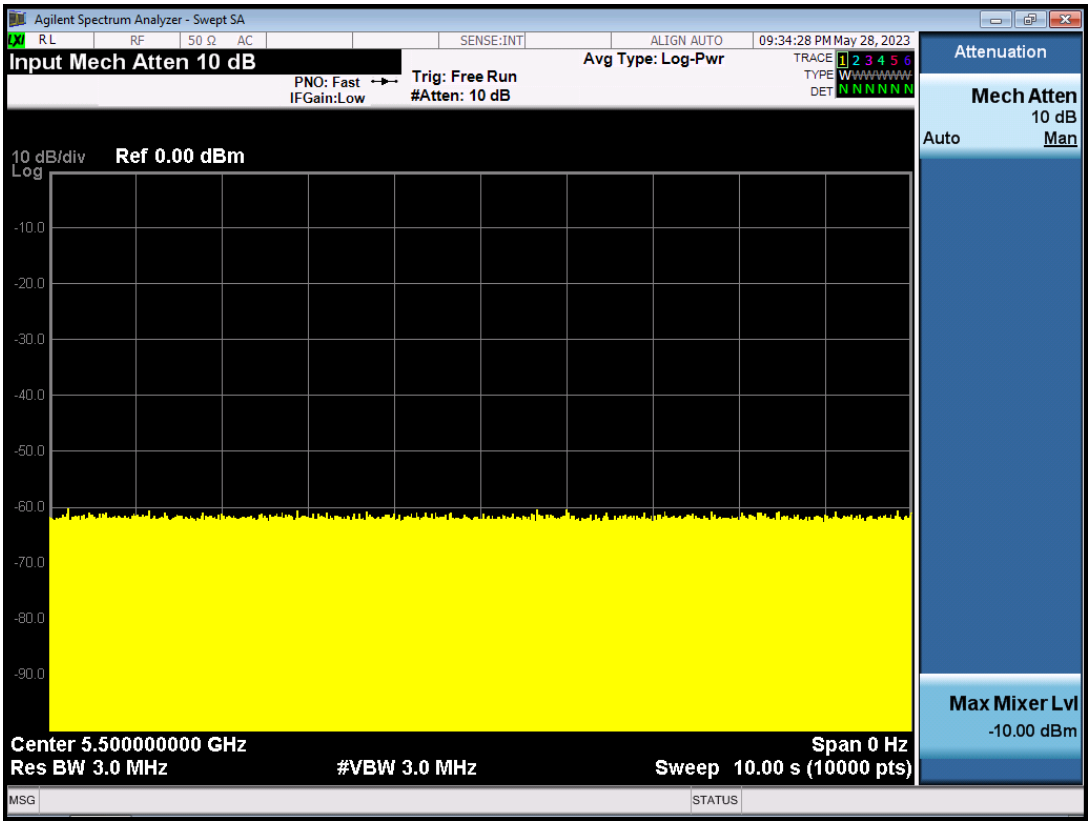

Registration number: W6M22211-22321-C-54
FCC ID: 2ARGX-NGAP

Non-Traffic Plot at 5510MHz

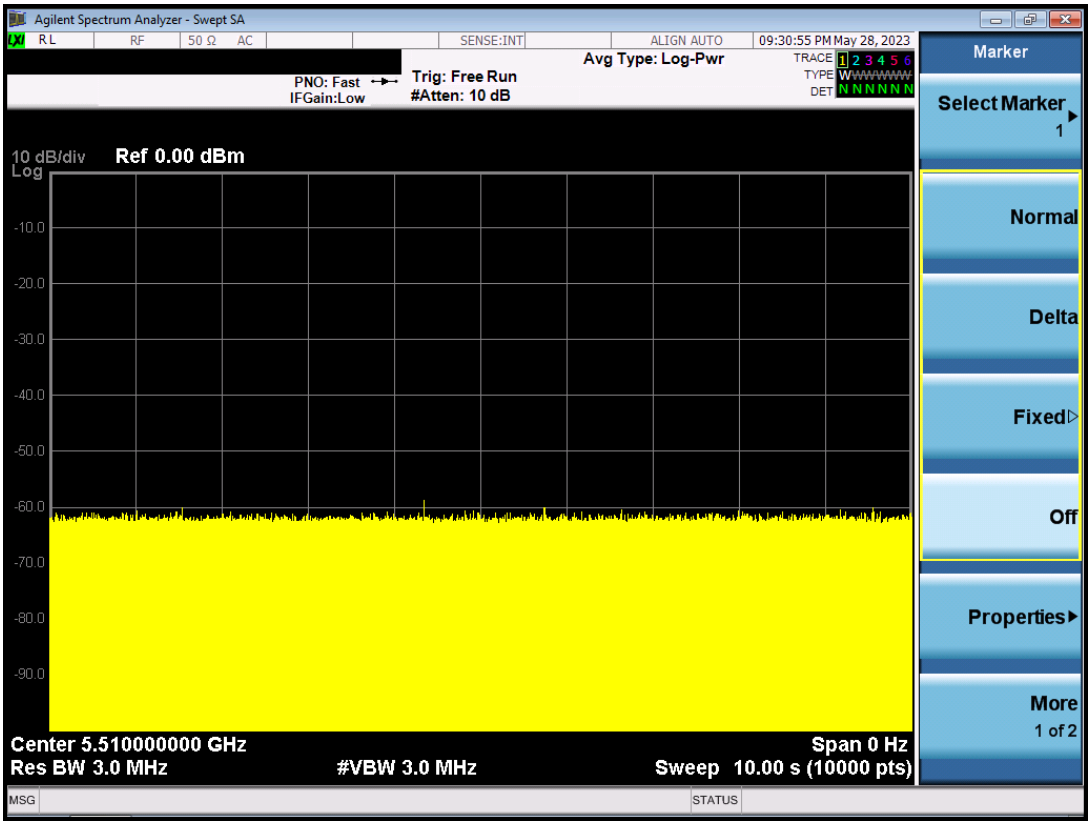

Non-Traffic Plot at 5530MHz

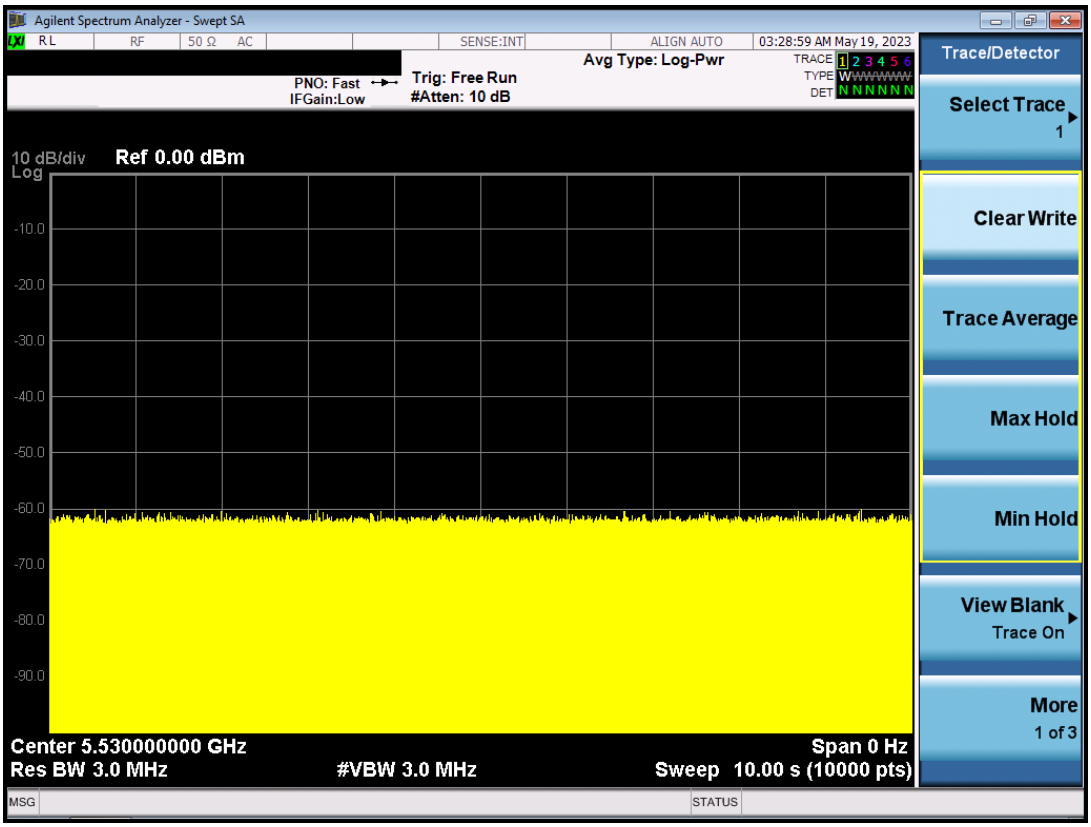

Test equipment used: ETSTW-RE 133, ETSTW-RE 134

3.10.2 UNII Detection Bandwidth

EUT Frequency=5500MHz											
Radar Frequency (MHz)	DFS Detection Trials (1=Detection, 0= No Detection)										
	1	2	3	4	5	6	7	8	9	10	Detection Rate (%)
5489	0	0	0	0	0	0	0	0	0	0	0%
5490(FL)	1	1	1	1	1	1	1	1	1	1	100%
5491	1	1	1	1	1	1	1	1	1	1	100%
5492	1	1	1	1	1	1	1	1	1	1	100%
5493	1	1	1	1	1	1	1	1	1	1	100%
5494	1	1	1	1	1	1	1	1	1	1	100%
5495	1	1	1	1	1	1	1	1	1	1	100%
5500(FC)	1	1	1	1	1	1	1	1	1	1	100%
5505	1	1	1	1	1	1	1	1	1	1	100%
5506	1	1	1	1	1	1	1	1	1	1	100%
5507	1	1	1	1	1	1	1	1	1	1	100%
5508	1	1	1	1	1	1	1	1	1	1	100%
5509	1	1	1	1	1	1	1	1	1	1	100%
5510(FH)	1	1	1	1	1	1	1	1	1	1	100%
5511	0	0	0	0	0	0	0	0	0	0	0%
Detection Bandwidth = FH-FL = 5510MHz-5490MHz = 20MHz											
UNII Detection Bandwidth Min. Limit (MHz) = EUT 99% Bandwidth = 18.173076923MHz (see note)											

Registration number: W6M22211-22321-C-54
FCC ID: 2ARGX-NGAP

EUT Frequency=5510MHz											
Radar Frequency (MHz)	DFS Detection Trials (1=Detection, 0= No Detection)										
	1	2	3	4	5	6	7	8	9	10	Detection Rate (%)
5489	0	0	0	0	0	0	0	0	0	0	0%
5490(FL)	1	1	1	1	0	1	1	1	1	1	90%
5491	1	1	1	1	1	0	1	1	1	1	90%
5492	1	1	1	1	1	1	1	1	1	1	100%
5493	1	1	0	1	1	1	1	1	1	1	90%
5494	1	1	1	1	1	1	1	1	1	1	100%
5495	1	1	0	1	1	1	1	1	1	1	90%
5500	1	1	1	1	1	1	1	1	1	1	100%
5505	1	1	1	1	1	1	1	1	0	1	90%
5510(FC)	1	1	1	1	1	1	1	1	1	1	100%
5515	1	1	1	1	0	1	1	1	1	1	90%
5520	1	1	1	1	1	1	1	1	1	1	100%
5525	1	1	1	1	1	1	1	1	1	1	100%
5526	1	1	0	1	1	1	1	1	1	1	90%
5527	1	1	1	1	1	1	1	1	1	1	100%
5528	1	1	1	1	1	1	1	1	1	1	100%
5529	1	1	1	1	1	1	1	1	1	1	100%
5530(FH)	1	1	1	1	0	1	1	1	1	1	90%
5531											0%
Detection Bandwidth = FH-FL = 5530MHz-5490MHz = 40MHz											
UNII Detection Bandwidth Min. Limit (MHz) = EUT 99% Bandwidth = 36.538461538MHz(see note)											

Registration number: W6M22211-22321-C-54
FCC ID: 2ARGX-NGAP

EUT Frequency=5510MHz											
Radar Frequency (MHz)	DFS Detection Trials (1=Detection, 0= No Detection)										
	1	2	3	4	5	6	7	8	9	10	Detection Rate (%)
5489	0	0	0	0	0	0	0	0	0	0	0%
5490(FL)	1	1	1	1	1	1	1	0	1	1	90%
5491	1	1	1	1	1	1	1	1	1	1	100%
5492	1	1	1	1	1	1	1	1	1	1	100%
5493	1	1	1	1	1	1	1	1	1	1	100%
5494	1	1	1	1	1	1	1	1	1	1	100%
5495	1	1	1	1	1	1	1	1	1	1	100%
5500	1	1	1	1	1	1	1	1	1	1	100%
5505	1	1	1	1	1	1	1	1	1	1	100%
5510	1	1	1	1	1	1	1	1	1	1	100%
5515	1	1	1	1	1	1	1	1	1	1	100%
5520	1	1	1	1	1	1	1	1	1	1	100%
5525	1	1	1	1	1	1	1	1	1	1	100%
5530(FC)	1	1	1	1	1	1	1	1	1	1	100%
5535	1	1	1	1	1	1	1	1	1	1	100%
5540	1	1	1	1	1	1	1	1	1	1	100%
5545	1	1	1	1	1	1	1	1	1	1	100%
5550	1	1	1	1	1	1	1	1	1	1	100%
5555	1	1	1	1	1	1	1	1	1	1	100%
5560	1	1	1	1	1	1	1	1	1	1	100%
5565	1	1	1	1	1	1	1	1	1	1	100%
5566	1	1	1	1	1	1	1	1	1	1	100%
5567	1	1	1	1	1	1	1	1	1	1	100%
5568	1	1	1	1	1	1	1	1	1	1	100%
5569	1	1	1	1	1	1	1	1	1	1	100%
5570(FH)	1	1	1	1	1	0	1	1	1	1	90%
5571	0	0	0	0	0	0	0	0	0	0	0%
Detection Bandwidth = FH-FL = 5570MHz-5490MHz = 80MHz											
UNII Detection Bandwidth Min. Limit (MHz) = EUT 99% Bandwidth = 75.961538462MHz (see note)											

Test equipment used: ETSTW-RE 133, ETSTW-RE 134

3.10.3 Initial Channel Availability Check Time-5500 MHz

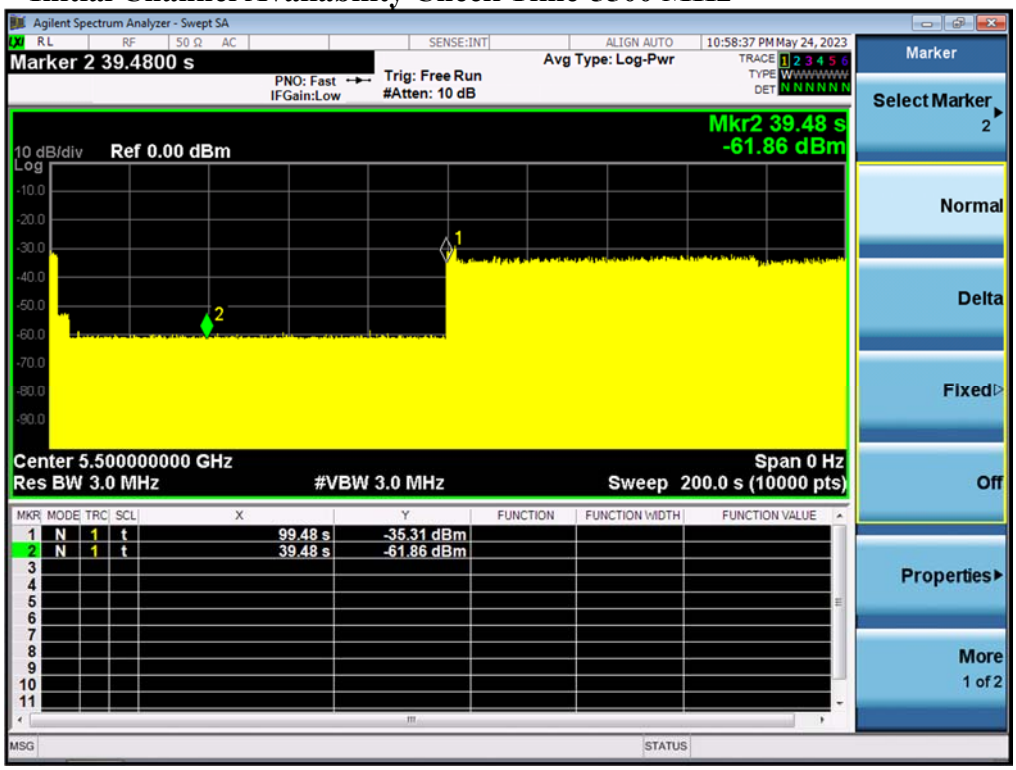

Test equipment used: ETSTW-RE 133, ETSTW-RE 134

3.10.4 Radar Burst at the Beginning of the Channel Availability Check Time-5500 MHz

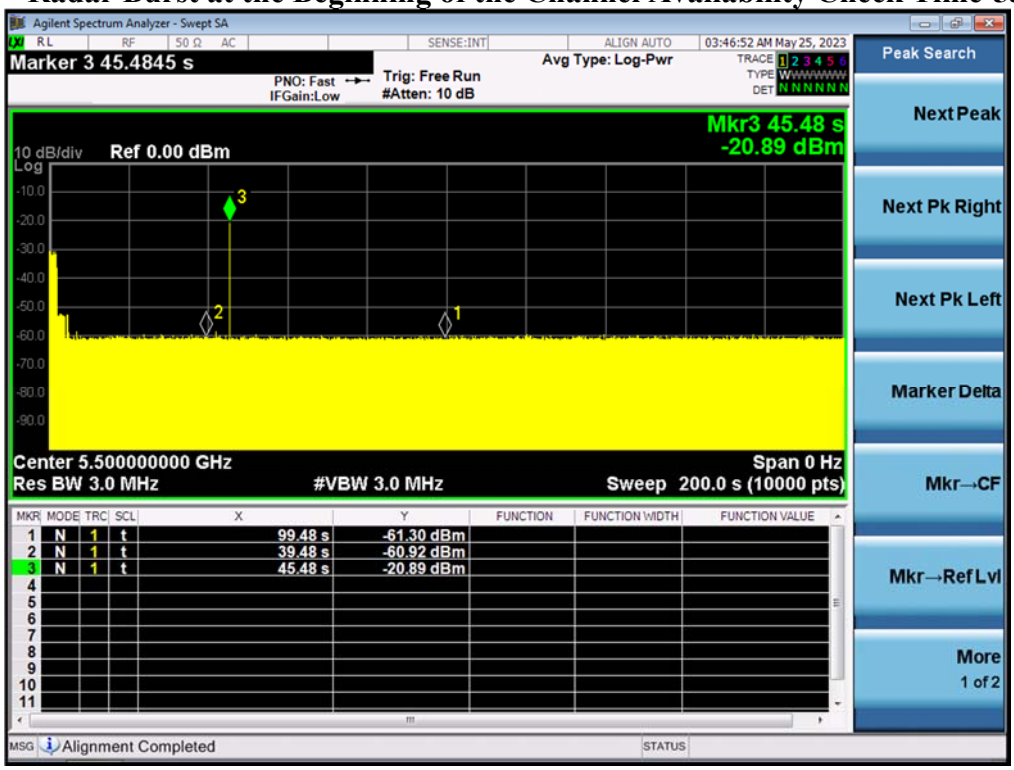

Test equipment used: ETSTW-RE 133, ETSTW-RE 134

3.10.5 Radar Burst at the End of the Channel Availability Check Time- 5500 MHz

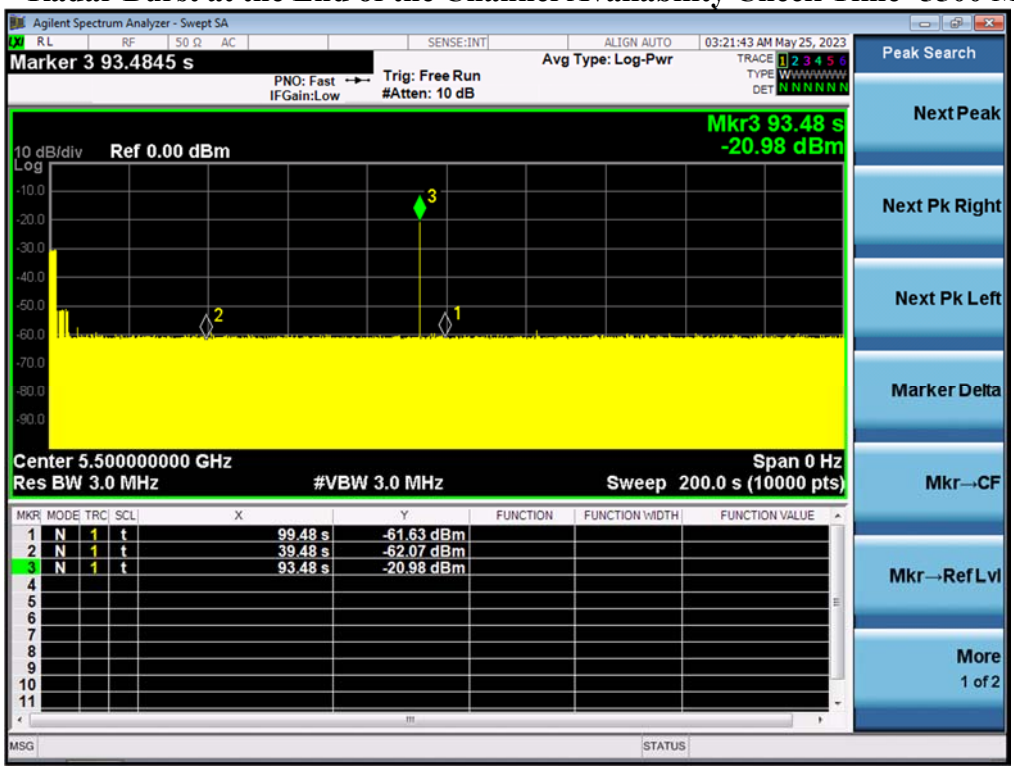

Test equipment used: ETSTW-RE 133, ETSTW-RE 134

3.10.6 In-Service Monitoring for Channel Move Time, Channel Closing Transmission Time and Non-Occupancy Period

Result :
Test date: May 24, 2023-May 28, 2023
Temperature: 26.8 ˚C
Humidity: 54.1 %
Tester: Sora

Parameter (at 5530MHz)	Test Result	Limit
	Type0	
Channel Move Time (ms)	0.588s	<10s
Channel Close Transmission Time (ms)	12ms	< 60ms
30Minutes Non-Occupancy Time	Pass	>1800s

Note: The Channel Close Transmission Time is compromised 200 milliseconds starting at the beginning of the Channel Move Time plus the additional intermittent control signal required to facilitate channel-move operation (an aggregate of 60milliseconds) during the remainder of the 10seconds period.

Registration number: W6M22211-22321-C-54
FCC ID: 2ARGX-NGAP

In-Service Monitoring Channel Move Time

Type0 radar signal at 5530MHz

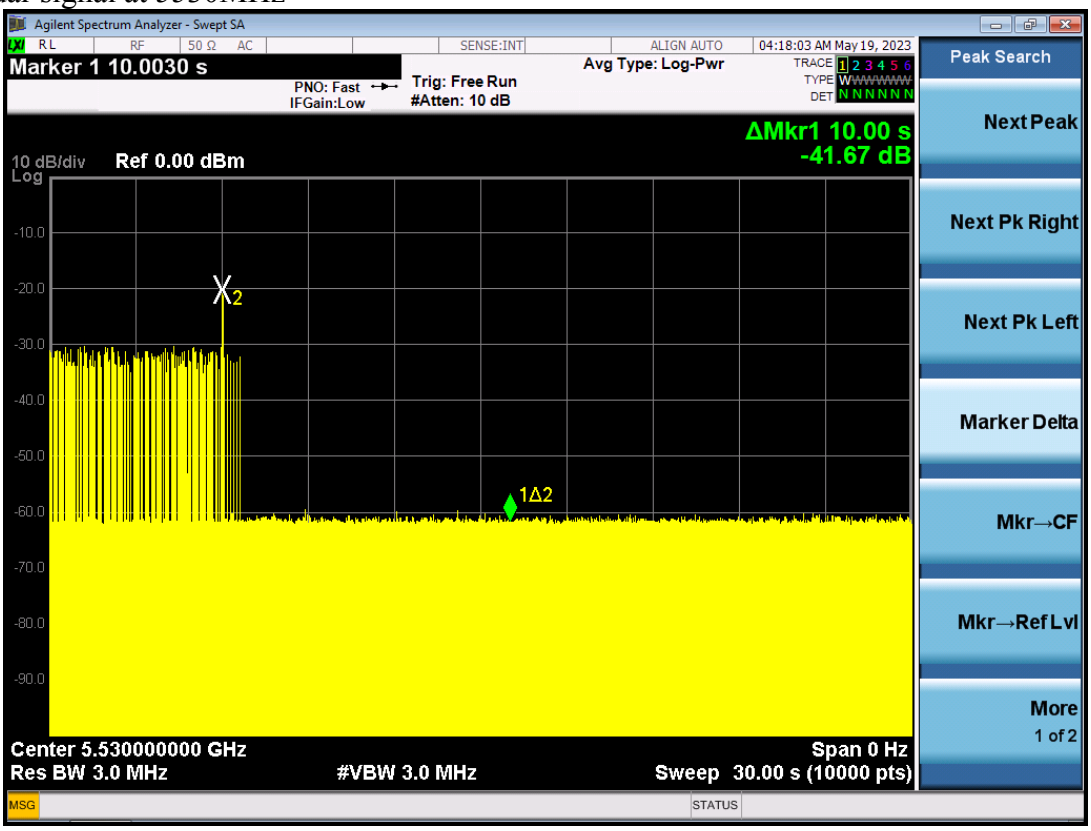

In-Service Monitoring for Channel Closing Transmission Time

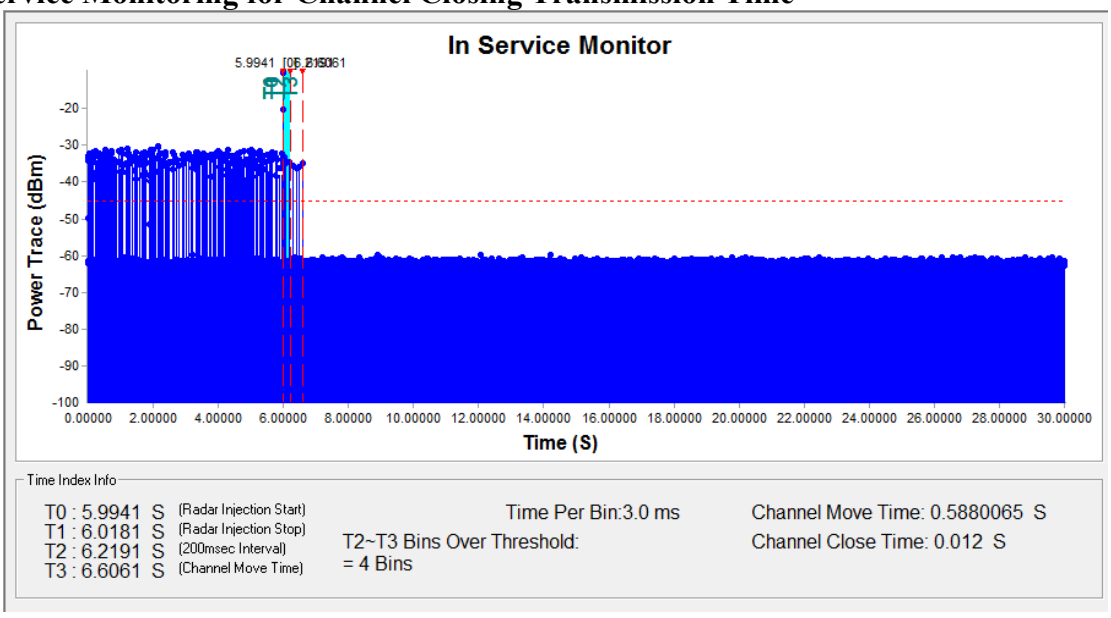

Frequency (MHz)	Bandwidth (MHz)	Radar Type	Test Result (ms)	Limit	Result
5530	80	Type 0	12	60ms	Compliance

Registration number: W6M22211-22321-C-54
FCC ID: 2ARGX-NGAP

In-Service Monitoring for Non-Occupancy Period

Type0 radar signal at 5530MHz

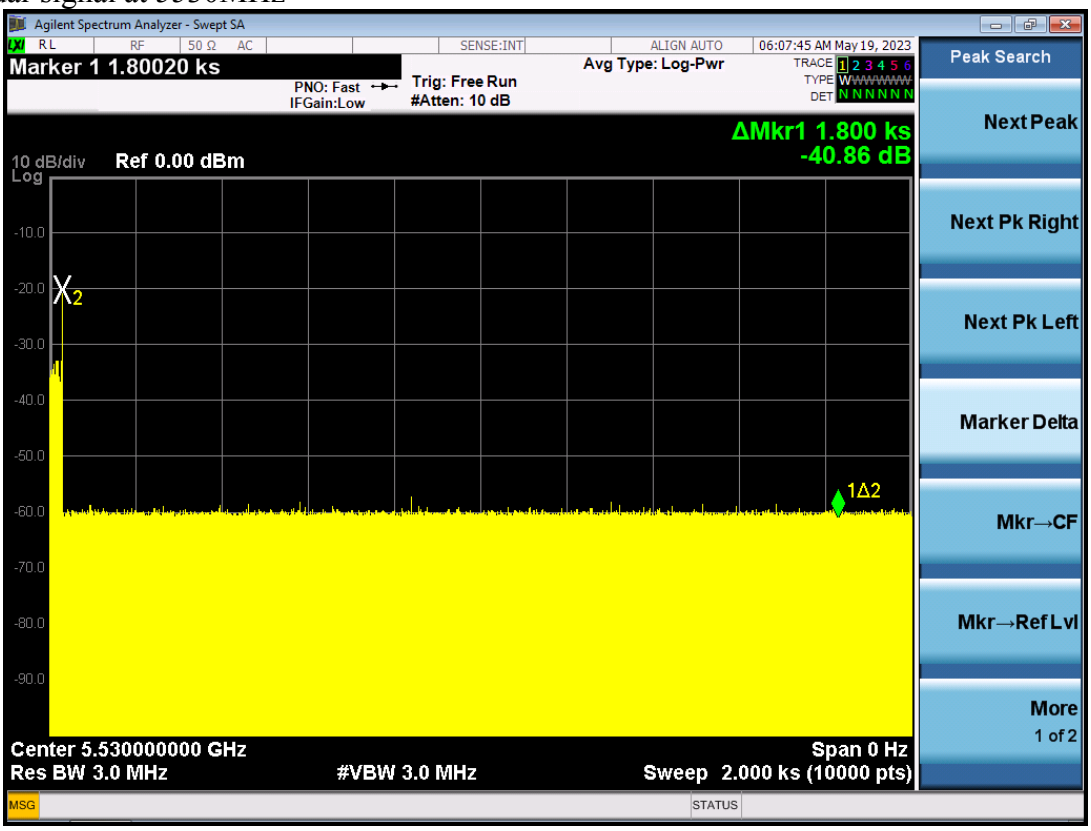

Test equipment used: ETSTW-RE 133, ETSTW-RE 134

3.10.7 Statistical Performance Check

Modulation Mode: 802.11n20 (HT20)
Type 1 Radar Statistical Performance

Trail #	Test Freq. (MHz)	Pulse Width (us)	PRI (us)	Pulses / Burst	1=Detection 0=No Detection
1	5500	1	938	57	1
2	5500	1	698	76	1
3	5500	1	618	86	1
4	5500	1	538	99	1
5	5500	1	878	61	1
6	5500	1	3066	18	1
7	5500	1	638	83	1
8	5500	1	918	58	1
9	5500	1	838	63	1
10	5500	1	858	62	1
11	5500	1	798	67	1
12	5500	1	718	74	1
13	5500	1	578	92	1
14	5500	1	598	89	1
15	5500	1	558	95	1
16	5500	1	2536	21	1
17	5500	1	966	55	1
18	5500	1	827	64	1
19	5500	1	2501	22	1
20	5500	1	2595	21	1
21	5500	1	1114	48	1
22	5500	1	1302	41	1
23	5500	1	3045	18	1
24	5500	1	1624	33	1
25	5500	1	2878	19	1
26	5500	1	1027	52	1
27	5500	1	2485	22	1
28	5500	1	1600	33	1
29	5500	1	1172	46	1
30	5500	1	1177	45	1
Detection Percentage (%)					100%

Registration number: W6M22211-22321-C-54
FCC ID: 2ARGX-NGAP

Type 2 Radar Statistical Performance

Trail #	Test Freq. (MHz)	Pulse Width (us)	PRI (us)	Pulses / Burst	1=Detection 0=No Detection
1	5500	3.2	179	26	1
2	5500	1.1	207	23	1
3	5500	2.1	230	24	1
4	5500	4.8	200	29	1
5	5500	3.9	214	28	1
6	5500	2.9	222	26	1
7	5500	3.2	204	26	1
8	5500	2.5	192	25	1
9	5500	3.1	164	26	1
10	5500	1.2	156	23	1
11	5500	3.9	210	27	1
12	5500	4.6	201	29	1
13	5500	3.2	162	26	1
14	5500	2.2	197	25	1
15	5500	4.5	163	29	1
16	5500	3	203	26	1
17	5500	5	168	29	1
18	5500	2.4	217	25	1
19	5500	2.9	191	26	1
20	5500	2.3	166	25	1
21	5500	3.7	150	27	1
22	5500	2.2	176	25	1
23	5500	4.9	195	29	1
24	5500	2.9	202	26	1
25	5500	2.5	178	25	1
26	5500	1.1	206	23	1
27	5500	3.8	155	27	1
28	5500	4.7	157	29	1
29	5500	2.4	224	25	1
30	5500	4.2	159	28	1
Detection Percentage (%)					100%

Registration number: W6M22211-22321-C-54
FCC ID: 2ARGX-NGAP

Type 3 Radar Statistical Performance

Trail #	Test Freq. (MHz)	Pulse Width (us)	PRI (us)	Pulses / Burst	1=Detection 0=No Detection
1	5500	8.2	355	17	1
2	5500	6.1	487	16	1
3	5500	7.1	344	16	1
4	5500	9.8	288	18	1
5	5500	8.9	230	18	1
6	5500	7.9	432	17	1
7	5500	8.2	207	17	1
8	5500	7.5	443	17	1
9	5500	8.1	439	17	1
10	5500	6.2	223	16	1
11	5500	8.9	208	18	1
12	5500	9.6	463	18	1
13	5500	8.2	441	17	1
14	5500	7.2	323	16	1
15	5500	9.5	297	18	1
16	5500	8	412	17	1
17	5500	10	324	18	1
18	5500	7.4	271	17	1
19	5500	7.9	349	17	1
20	5500	7.3	409	16	1
21	5500	8.7	373	18	1
22	5500	7.2	254	16	1
23	5500	9.9	274	18	1
24	5500	7.9	278	17	1
25	5500	7.5	317	17	1
26	5500	6.1	260	16	1
27	5500	8.8	211	18	1
28	5500	9.7	272	18	1
29	5500	7.4	264	17	1
30	5500	9.2	284	18	1
Detection Percentage (%)					100%

Registration number: W6M22211-22321-C-54
FCC ID: 2ARGX-NGAP

Type 4 Radar Statistical Performance

Trail #	Test Freq. (MHz)	Pulse Width (us)	PRI (us)	Pulses / Burst	1=Detection 0=No Detection
1	5500	16	355	14	1
2	5500	11.3	487	12	1
3	5500	13.5	344	13	1
4	5500	19.4	288	16	1
5	5500	17.5	230	15	1
6	5500	15.3	432	14	1
7	5500	15.9	207	14	1
8	5500	14.3	443	13	1
9	5500	15.8	439	14	1
10	5500	11.5	223	12	1
11	5500	17.4	208	15	1
12	5500	19	463	16	1
13	5500	16	441	14	1
14	5500	13.8	323	13	1
15	5500	18.9	297	16	1
16	5500	15.5	412	14	1
17	5500	19.9	324	16	1
18	5500	14.1	271	13	1
19	5500	15.2	349	14	1
20	5500	13.8	409	13	1
21	5500	17.1	373	15	1
22	5500	13.8	254	13	1
23	5500	19.8	274	16	1
24	5500	15.3	278	14	1
25	5500	14.5	317	13	1
26	5500	11.3	260	12	1
27	5500	17.3	211	15	1
28	5500	19.2	272	16	1
29	5500	14.2	264	13	1
30	5500	18.2	284	15	1
Detection Percentage (%)					100%

Registration number: W6M22211-22321-C-54
FCC ID: 2ARGX-NGAP

Type 5 Radar Statistical Performance

Center Freq(MHz)	Low Edge(MHz)	High Edge(MHz)	Test Freq (MHz)	1=Detection 0=No Detection
5500	5490	5510		
Trail #	Chirp	offset		
1	13	--	5500	1
2	12	--	5500	1
3	12	--	5500	1
4	10	--	5500	1
5	10	--	5500	1
6	18	--	5500	1
7	19	--	5500	1
8	5	--	5500	1
9	6	--	5500	1
10	9	--	5500	1
11	12	4.8	5494.8	1
12	20	8	5498	1
13	7	2.8	5492.8	1
14	13	5.2	5495.2	1
15	18	7.2	5497.2	1
16	13	5.2	5495.2	1
17	17	6.8	5496.8	1
18	16	6.4	5496.4	1
19	6	2.4	5492.4	1
20	17	6.8	5496.8	1
21	12	4.8	5505.2	1
22	14	5.6	5504.4	1
23	13	5.2	5504.8	1
24	5	2	5508	1
25	19	7.6	5502.4	1
26	10	4	5506	1
27	15	6	5504	1
28	16	6.4	5503.6	1
29	5	2	5508	1
30	15	6	5504	1
Detection Percentage (%)				100%

Registration number: W6M22211-22321-C-54
FCC ID: 2ARGX-NGAP

Type 6 Radar Statistical Performance

Trail #	Test Freq. (MHz)	Pulse Width (us)	PRI (us)	Pulses Per Hop	1=Detection 0=No Detection
1	5500	1	333.3	9	1
2	5500	1	333.3	9	1
3	5500	1	333.3	9	1
4	5500	1	333.3	9	1
5	5500	1	333.3	9	1
6	5500	1	333.3	9	1
7	5500	1	333.3	9	1
8	5500	1	333.3	9	1
9	5500	1	333.3	9	1
10	5500	1	333.3	9	1
11	5500	1	333.3	9	1
12	5500	1	333.3	9	1
13	5500	1	333.3	9	1
14	5500	1	333.3	9	1
15	5500	1	333.3	9	1
16	5500	1	333.3	9	1
17	5500	1	333.3	9	1
18	5500	1	333.3	9	1
19	5500	1	333.3	9	1
20	5500	1	333.3	9	1
21	5500	1	333.3	9	1
22	5500	1	333.3	9	1
23	5500	1	333.3	9	1
24	5500	1	333.3	9	1
25	5500	1	333.3	9	1
26	5500	1	333.3	9	1
27	5500	1	333.3	9	1
28	5500	1	333.3	9	1
29	5500	1	333.3	9	1
30	5500	1	333.3	9	1
Detection Percentage (%)					100%

Registration number: W6M22211-22321-C-54
FCC ID: 2ARGX-NGAP

Modulation Mode: 802.11n40 (HT40)
Type 1 Radar Statistical Performance

Trail #	Test Freq. (MHz)	Pulse Width (us)	PRI (us)	Pulses / Burst	1=Detection 0=No Detection
1	5510	1	938	57	1
2	5510	1	698	76	1
3	5510	1	618	86	1
4	5510	1	538	99	1
5	5510	1	878	61	1
6	5510	1	3066	18	1
7	5510	1	638	83	1
8	5510	1	918	58	1
9	5510	1	838	63	1
10	5510	1	858	62	1
11	5510	1	798	67	1
12	5510	1	718	74	1
13	5510	1	578	92	1
14	5510	1	598	89	1
15	5510	1	558	95	1
16	5510	1	2536	21	1
17	5510	1	966	55	1
18	5510	1	827	64	1
19	5510	1	2501	22	1
20	5510	1	2595	21	1
21	5510	1	1114	48	1
22	5510	1	1302	41	1
23	5510	1	3045	18	1
24	5510	1	1624	33	1
25	5510	1	2878	19	1
26	5510	1	1027	52	1
27	5510	1	2485	22	1
28	5510	1	1600	33	1
29	5510	1	1172	46	1
30	5510	1	1177	45	1
Detection Percentage (%)					100%

Registration number: W6M22211-22321-C-54
FCC ID: 2ARGX-NGAP

Type 2 Radar Statistical Performance

Trail #	Test Freq. (MHz)	Pulse Width (us)	PRI (us)	Pulses / Burst	1=Detection 0=No Detection
1	5510	3.2	179	26	1
2	5510	1.1	207	23	1
3	5510	2.1	230	24	1
4	5510	4.8	200	29	1
5	5510	3.9	214	28	1
6	5510	2.9	222	26	1
7	5510	3.2	204	26	1
8	5510	2.5	192	25	1
9	5510	3.1	164	26	1
10	5510	1.2	156	23	1
11	5510	3.9	210	27	1
12	5510	4.6	201	29	1
13	5510	3.2	162	26	1
14	5510	2.2	197	25	1
15	5510	4.5	163	29	1
16	5510	3	203	26	1
17	5510	5	168	29	1
18	5510	2.4	217	25	1
19	5510	2.9	191	26	1
20	5510	2.3	166	25	1
21	5510	3.7	150	27	1
22	5510	2.2	176	25	1
23	5510	4.9	195	29	1
24	5510	2.9	202	26	1
25	5510	2.5	178	25	1
26	5510	1.1	206	23	1
27	5510	3.8	155	27	1
28	5510	4.7	157	29	1
29	5510	2.4	224	25	1
30	5510	4.2	159	28	1
Detection Percentage (%)					100%

Registration number: W6M22211-22321-C-54
FCC ID: 2ARGX-NGAP

Type 3 Radar Statistical Performance

Trail #	Test Freq. (MHz)	Pulse Width (us)	PRI (us)	Pulses / Burst	1=Detection 0=No Detection
1	5510	8.2	355	17	1
2	5510	6.1	487	16	1
3	5510	7.1	344	16	1
4	5510	9.8	288	18	1
5	5510	8.9	230	18	1
6	5510	7.9	432	17	1
7	5510	8.2	207	17	1
8	5510	7.5	443	17	1
9	5510	8.1	439	17	1
10	5510	6.2	223	16	1
11	5510	8.9	208	18	1
12	5510	9.6	463	18	1
13	5510	8.2	441	17	1
14	5510	7.2	323	16	1
15	5510	9.5	297	18	1
16	5510	8	412	17	1
17	5510	10	324	18	1
18	5510	7.4	271	17	1
19	5510	7.9	349	17	1
20	5510	7.3	409	16	1
21	5510	8.7	373	18	1
22	5510	7.2	254	16	1
23	5510	9.9	274	18	1
24	5510	7.9	278	17	1
25	5510	7.5	317	17	1
26	5510	6.1	260	16	1
27	5510	8.8	211	18	1
28	5510	9.7	272	18	1
29	5510	7.4	264	17	1
30	5510	9.2	284	18	1
Detection Percentage (%)					100%

Type 4 Radar Statistical Performance

Trail #	Test Freq. (MHz)	Pulse Width (us)	PRI (us)	Pulses / Burst	1=Detection 0=No Detection
1	5510	16	355	14	1
2	5510	11.3	487	12	1
3	5510	13.5	344	13	1
4	5510	19.4	288	16	1
5	5510	17.5	230	15	1
6	5510	15.3	432	14	1
7	5510	15.9	207	14	1
8	5510	14.3	443	13	1
9	5510	15.8	439	14	1
10	5510	11.5	223	12	1
11	5510	17.4	208	15	1
12	5510	19	463	16	1
13	5510	16	441	14	1
14	5510	13.8	323	13	1
15	5510	18.9	297	16	1
16	5510	15.5	412	14	1
17	5510	19.9	324	16	1
18	5510	14.1	271	13	1
19	5510	15.2	349	14	1
20	5510	13.8	409	13	1
21	5510	17.1	373	15	1
22	5510	13.8	254	13	1
23	5510	19.8	274	16	1
24	5510	15.3	278	14	1
25	5510	14.5	317	13	1
26	5510	11.3	260	12	1
27	5510	17.3	211	15	1
28	5510	19.2	272	16	1
29	5510	14.2	264	13	1
30	5510	18.2	284	15	1
Detection Percentage (%)					100%

Type 5 Radar Statistical Performance

Center Freq(MHz)	Low Edge(MHz)	High Edge(MHz)	Test Freq (MHz)	1=Detection 0=No Detection
5510	5490	5530		
Trail #	Chirp	offset		
1	13	--	5510	1
2	12	--	5510	1
3	12	--	5510	1
4	10	--	5510	1
5	10	--	5510	1
6	18	--	5510	1
7	19	--	5510	1
8	5	--	5510	1
9	6	--	5510	1
10	9	--	5510	1
11	12	4.8	5494.8	1
12	20	8	5498	1
13	7	2.8	5492.8	1
14	13	5.2	5495.2	1
15	18	7.2	5497.2	1
16	13	5.2	5495.2	1
17	17	6.8	5496.8	1
18	16	6.4	5496.4	1
19	6	2.4	5492.4	1
20	17	6.8	5496.8	1
21	12	4.8	5525.2	1
22	14	5.6	5524.4	1
23	13	5.2	5524.8	1
24	5	2	5528	1
25	19	7.6	5522.4	1
26	10	4	5526	1
27	15	6	5524	1
28	16	6.4	5523.6	1
29	5	2	5528	1
30	15	6	5524	1
Detection Percentage (%)				100%

Registration number: W6M22211-22321-C-54
FCC ID: 2ARGX-NGAP

Type 6 Radar Statistical Performance

Trail #	Test Freq. (MHz)	Pulse Width (us)	PRI (us)	Pulses Per Hop	1=Detection 0=No Detection
1	5510	1	333.3	9	1
2	5510	1	333.3	9	1
3	5510	1	333.3	9	1
4	5510	1	333.3	9	1
5	5510	1	333.3	9	1
6	5510	1	333.3	9	1
7	5510	1	333.3	9	1
8	5510	1	333.3	9	1
9	5510	1	333.3	9	1
10	5510	1	333.3	9	1
11	5510	1	333.3	9	1
12	5510	1	333.3	9	1
13	5510	1	333.3	9	1
14	5510	1	333.3	9	1
15	5510	1	333.3	9	1
16	5510	1	333.3	9	1
17	5510	1	333.3	9	1
18	5510	1	333.3	9	1
19	5510	1	333.3	9	1
20	5510	1	333.3	9	1
21	5510	1	333.3	9	1
22	5510	1	333.3	9	1
23	5510	1	333.3	9	1
24	5510	1	333.3	9	1
25	5510	1	333.3	9	1
26	5510	1	333.3	9	1
27	5510	1	333.3	9	1
28	5510	1	333.3	9	1
29	5510	1	333.3	9	1
30	5510	1	333.3	9	1
Detection Percentage (%)					100%

Registration number: W6M22211-22321-C-54
FCC ID: 2ARGX-NGAP

Modulation Mode: 802.11ac80
Type 1 Radar Statistical Performance

Trail #	Test Freq. (MHz)	Pulse Width (us)	PRI (us)	Pulses / Burst	1=Detection 0=No Detection
1	5530	1	938	57	1
2	5530	1	698	76	1
3	5530	1	618	86	1
4	5530	1	538	99	1
5	5530	1	878	61	1
6	5530	1	3066	18	1
7	5530	1	638	83	1
8	5530	1	918	58	1
9	5530	1	838	63	1
10	5530	1	858	62	1
11	5530	1	798	67	1
12	5530	1	718	74	1
13	5530	1	578	92	1
14	5530	1	598	89	1
15	5530	1	558	95	1
16	5530	1	2536	21	1
17	5530	1	966	55	1
18	5530	1	827	64	1
19	5530	1	2501	22	1
20	5530	1	2595	21	1
21	5530	1	1114	48	1
22	5530	1	1302	41	1
23	5530	1	3045	18	1
24	5530	1	1624	33	1
25	5530	1	2878	19	1
26	5530	1	1027	52	1
27	5530	1	2485	22	1
28	5530	1	1600	33	1
29	5530	1	1172	46	1
30	5530	1	1177	45	1
Detection Percentage (%)					100%

Registration number: W6M22211-22321-C-54
FCC ID: 2ARGX-NGAP

Type 2 Radar Statistical Performance

Trail #	Test Freq. (MHz)	Pulse Width (us)	PRI (us)	Pulses / Burst	1=Detection 0=No Detection
1	5530	3.2	179	26	1
2	5530	1.1	207	23	1
3	5530	2.1	230	24	1
4	5530	4.8	200	29	1
5	5530	3.9	214	28	1
6	5530	2.9	222	26	1
7	5530	3.2	204	26	1
8	5530	2.5	192	25	1
9	5530	3.1	164	26	1
10	5530	1.2	156	23	1
11	5530	3.9	210	27	1
12	5530	4.6	201	29	1
13	5530	3.2	162	26	1
14	5530	2.2	197	25	1
15	5530	4.5	163	29	1
16	5530	3	203	26	1
17	5530	5	168	29	1
18	5530	2.4	217	25	1
19	5530	2.9	191	26	1
20	5530	2.3	166	25	1
21	5530	3.7	150	27	1
22	5530	2.2	176	25	1
23	5530	4.9	195	29	1
24	5530	2.9	202	26	1
25	5530	2.5	178	25	1
26	5530	1.1	206	23	1
27	5530	3.8	155	27	1
28	5530	4.7	157	29	1
29	5530	2.4	224	25	1
30	5530	4.2	159	28	1
Detection Percentage (%)					100%

Registration number: W6M22211-22321-C-54
FCC ID: 2ARGX-NGAP

Type 3 Radar Statistical Performance

Trail #	Test Freq. (MHz)	Pulse Width (us)	PRI (us)	Pulses / Burst	1=Detection 0=No Detection
1	5530	8.2	355	17	1
2	5530	6.1	487	16	1
3	5530	7.1	344	16	1
4	5530	9.8	288	18	1
5	5530	8.9	230	18	1
6	5530	7.9	432	17	1
7	5530	8.2	207	17	1
8	5530	7.5	443	17	1
9	5530	8.1	439	17	1
10	5530	6.2	223	16	1
11	5530	8.9	208	18	1
12	5530	9.6	463	18	1
13	5530	8.2	441	17	1
14	5530	7.2	323	16	1
15	5530	9.5	297	18	1
16	5530	8	412	17	1
17	5530	10	324	18	1
18	5530	7.4	271	17	1
19	5530	7.9	349	17	1
20	5530	7.3	409	16	1
21	5530	8.7	373	18	1
22	5530	7.2	254	16	1
23	5530	9.9	274	18	1
24	5530	7.9	278	17	1
25	5530	7.5	317	17	1
26	5530	6.1	260	16	1
27	5530	8.8	211	18	1
28	5530	9.7	272	18	1
29	5530	7.4	264	17	1
30	5530	9.2	284	18	1
Detection Percentage (%)					100%

Registration number: W6M22211-22321-C-54
FCC ID: 2ARGX-NGAP

Type 4 Radar Statistical Performance

Trail #	Test Freq. (MHz)	Pulse Width (us)	PRI (us)	Pulses / Burst	1=Detection 0=No Detection
1	5530	16	355	14	1
2	5530	11.3	487	12	1
3	5530	13.5	344	13	1
4	5530	19.4	288	16	1
5	5530	17.5	230	15	1
6	5530	15.3	432	14	1
7	5530	15.9	207	14	1
8	5530	14.3	443	13	1
9	5530	15.8	439	14	1
10	5530	11.5	223	12	1
11	5530	17.4	208	15	1
12	5530	19	463	16	1
13	5530	16	441	14	1
14	5530	13.8	323	13	1
15	5530	18.9	297	16	1
16	5530	15.5	412	14	1
17	5530	19.9	324	16	1
18	5530	14.1	271	13	1
19	5530	15.2	349	14	1
20	5530	13.8	409	13	1
21	5530	17.1	373	15	1
22	5530	13.8	254	13	1
23	5530	19.8	274	16	1
24	5530	15.3	278	14	1
25	5530	14.5	317	13	1
26	5530	11.3	260	12	1
27	5530	17.3	211	15	1
28	5530	19.2	272	16	1
29	5530	14.2	264	13	1
30	5530	18.2	284	15	1
Detection Percentage (%)					100%

Registration number: W6M22211-22321-C-54
FCC ID: 2ARGX-NGAP

Type 5 Radar Statistical Performance

Center Freq(MHz)	Low Edge(MHz)	High Edge(MHz)	Test Freq (MHz)	1=Detection 0=No Detection
5530	5490	5570		
Trail #	Chirp	offset		
1	13	--	5530	1
2	12	--	5530	1
3	12	--	5530	1
4	10	--	5530	1
5	10	--	5530	1
6	18	--	5530	1
7	19	--	5530	1
8	5	--	5530	1
9	6	--	5530	1
10	9	--	5530	1
11	12	4.8	5494.8	1
12	20	8	5498	1
13	7	2.8	5492.8	1
14	13	5.2	5495.2	1
15	18	7.2	5497.2	1
16	13	5.2	5495.2	1
17	17	6.8	5496.8	1
18	16	6.4	5496.4	1
19	6	2.4	5492.4	1
20	17	6.8	5496.8	1
21	12	4.8	5565.2	1
22	14	5.6	5564.4	1
23	13	5.2	5564.8	1
24	5	2	5568	1
25	19	7.6	5562.4	1
26	10	4	5566	1
27	15	6	5564	1
28	16	6.4	5563.6	1
29	5	2	5568	1
30	15	6	5564	1
Detection Percentage (%)				100%

Registration number: W6M22211-22321-C-54
FCC ID: 2ARGX-NGAP

Type 6 Radar Statistical Performance

Trail #	Test Freq. (MHz)	Pulse Width (us)	PRI (us)	Pulses Per Hop	1=Detection 0=No Detection
1	5530	1	333.3	9	1
2	5530	1	333.3	9	1
3	5530	1	333.3	9	1
4	5530	1	333.3	9	1
5	5530	1	333.3	9	1
6	5530	1	333.3	9	1
7	5530	1	333.3	9	1
8	5530	1	333.3	9	1
9	5530	1	333.3	9	1
10	5530	1	333.3	9	1
11	5530	1	333.3	9	1
12	5530	1	333.3	9	1
13	5530	1	333.3	9	1
14	5530	1	333.3	9	1
15	5530	1	333.3	9	1
16	5530	1	333.3	9	1
17	5530	1	333.3	9	1
18	5530	1	333.3	9	1
19	5530	1	333.3	9	1
20	5530	1	333.3	9	1
21	5530	1	333.3	9	1
22	5530	1	333.3	9	1
23	5530	1	333.3	9	1
24	5530	1	333.3	9	1
25	5530	1	333.3	9	1
26	5530	1	333.3	9	1
27	5530	1	333.3	9	1
28	5530	1	333.3	9	1
29	5530	1	333.3	9	1
30	5530	1	333.3	9	1
Detection Percentage (%)					100%

Test equipment used: ETSTW-RE 133, ETSTW-RE 134

3.11 Radiated Emissions from Receiver Part

FCC Rule: 15.109

Except for Class A digital devices, the field strength of radiated emissions from unintentional radiators at a distance of 3 meters shall not exceed the following values:

Frequency of Emission (MHz)	Field Strength (microvolts/meter)	Field Strength (dBmicrovolts/meter)
30 – 88	100	40.0
88 – 216	150	43.5
216 – 960	200	46.0
Above 960	500	54.0

Test equipment used: ETSTW-RE 004, ETSTW-RE 030, ETSTW-RE 152, ETSTW-RE 088, ETSTW-RE 018

Explanation: The test results are listed in the separated test report no.: W6M22211-22321-P-15B.

3.12 Power Line Conducted Emission

For an intentional radiator which is designed to be connected to the public utility (AC) power line, the radio frequency voltage that is conducted back onto the AC line on any frequency or frequencies within the band 150 kHz to 30 MHz shall not exceed the limits in the table bellows with this provision shall be based on the measurement of the radio frequency voltage between each power line and ground at the power terminals.

This measurement was transact first with instrumentation using an average and peak detector and a 10 kHz bandwidth. If the peak detector achieves a calculated level, the measurement is repeated by an instrumentation using a quasi-peak detector.

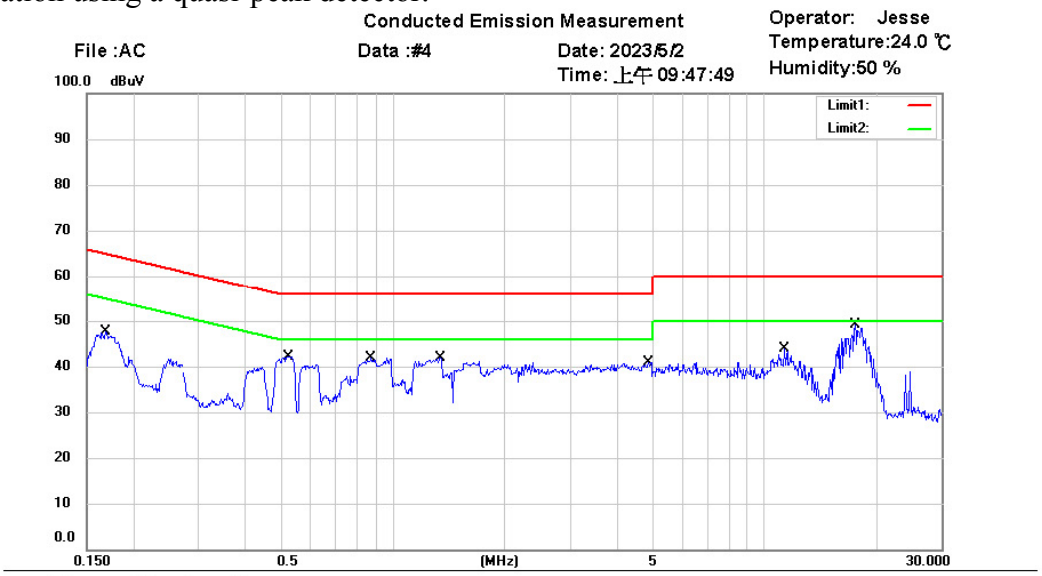

Site : Chamber_03
Condition : FCC Part 15 Class B Conduction (QP)
Phase: N
EUT : W6M22211-22321
Power : 5Vd.c.
M/N:
Test Mode :
Note :

Mk.	Frequency (MHz)	Reading (dBuV)	Detector	Corrected factor(dB)	Result (dBuV)	Limit (dBuV)	Margin (dB)	Comment
	0.1680	33.79	QP	9.59	43.38	65.06	-21.68	
	0.1680	27.79	AVG	9.59	37.38	55.06	-17.68	
	0.5225	29.55	QP	9.64	39.19	56.00	-16.81	
	0.5225	18.11	AVG	9.64	27.75	46.00	-18.25	
	0.8735	28.06	QP	9.66	37.72	56.00	-18.28	
	0.8735	13.29	AVG	9.66	22.95	46.00	-23.05	
	1.3438	28.78	QP	9.65	38.43	56.00	-17.57	
	1.3438	13.45	AVG	9.65	23.10	46.00	-22.90	
	4.8313	25.50	QP	9.72	35.22	56.00	-20.78	
	4.8313	18.21	AVG	9.72	27.93	46.00	-18.07	
	11.3375	29.48	QP	9.83	39.31	60.00	-20.69	
	11.3375	22.83	AVG	9.83	32.66	50.00	-17.34	
	17.5625	34.25	QP	9.97	44.22	60.00	-15.78	
*	17.5625	28.17	AVG	9.97	38.14	50.00	-11.86	

Registration number: W6M22211-22321-C-54
FCC ID: 2ARGX-NGAP

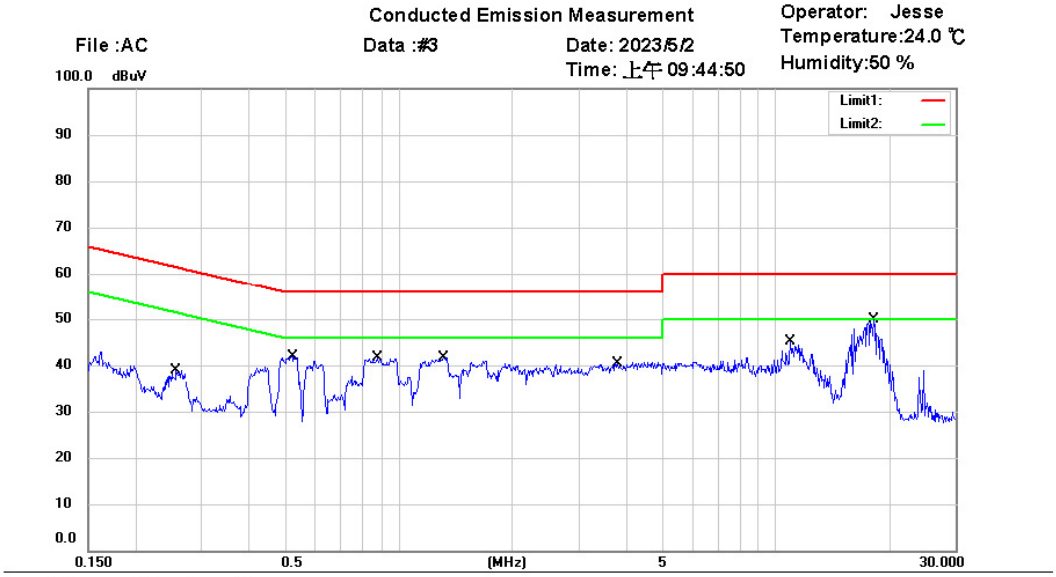

Site : Chamber_03
Condition : FCC Part 15 Class B Conduction (QP)
EUT : W6M22211-22321
M/N:
Test Mode :
Note :
Phase: L1
Power : 5Vd.c.

Mk.	Frequency (MHz)	Reading (dBuV)	Detector	Corrected factor(dB)	Result (dBuV)	Limit (dBuV)	Margin (dB)	Comment
	0.2561	24.25	QP	9.64	33.89	61.56	-27.67	
	0.2561	17.09	AVG	9.64	26.73	51.56	-24.83	
	0.5225	29.51	QP	9.67	39.18	56.00	-16.82	
	0.5225	18.06	AVG	9.67	27.73	46.00	-18.27	
	0.8802	28.06	QP	9.69	37.75	56.00	-18.25	
	0.8802	13.52	AVG	9.69	23.21	46.00	-22.79	
	1.3123	27.32	QP	9.68	37.00	56.00	-19.00	
	1.3123	14.95	AVG	9.68	24.63	46.00	-21.37	
	3.7940	23.91	QP	9.72	33.63	56.00	-22.37	
	3.7940	14.12	AVG	9.72	23.84	46.00	-22.16	
	10.9500	27.12	QP	9.93	37.05	60.00	-22.95	
	10.9500	18.18	AVG	9.93	28.11	50.00	-21.89	
	18.1500	33.13	QP	10.10	43.23	60.00	-16.77	
*	18.1500	23.96	AVG	10.10	34.06	50.00	-15.94	

Note: 1. The formula of measured value as: Test Result = Reading + Correction Factor
2. The Correction Factor = Cable Loss + LISN Insertion Loss + Pulse Limit Loss
3. Detector function in the form : PK = Peak, QP = Quasi Peak, AV = Average
4. All not in the table noted test results are more than 20 dB below the relevant limits.
5. Up Line: QP Limit Line, Down Line: Ave Limit Line.

Limits:

Frequency of Emission (MHz)	Conducted Limit (dBuV)	
	Quasi Peak	Average
0.15-0.5	66 to 56	56 to 46
0.5-5	56	46
5-30	60	50

Test equipment used: ETSTW-CE 001, ETSTW-CE 003, ETSTW-CE 016, ETSTW-RE 045, ETSTW-Cable 047, ETSTW-SW 002