说明书52*70MM　　物料号：

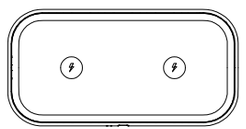

USER GUIDE

Wireless Charger

INSTRUCTION

MODEL: MC-008

APPEARANCE AND FUNCTION

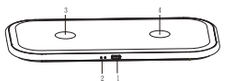

1.Micro USB connection
2.Charge and discharge red/blue indication light
3.Wireless charge zone
4.Wireless charge zone

SPECIFICATION

- Model：MC-008
- Size：188x95x10mm
- Input：5V⎓ 2.0A　9V⎓ 1.5A
- Output：Out1/5V⎓1.0A　Out2/5V⎓1.0A
- Power：Out1+Out2=10W(Max)
- Working temoerature：-5-45°C
- Weight：132g

ITEM LIST

- Wireless charger X1
- Instruction X1
- Charge cable X1
- Specific accessories are based on real products

INSTRUCTION

Figure 1

- Charging cable Interface: MIcro USB

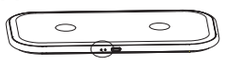

Figure 2

- Charging display: after power on the red and blue light display at the same time, light 3 seconds after the red and blue lights out, into the standby State.

Figure 3

- Charging ways and requirements: wireless charging by power, red and blue lights flashing at the same time, the hand must be led wireless charging collection module, automatically recharge, mobile phone wireless charging display a red light and blue light 6 seconds long breath, automatically disconnected after fully charged, the red light and blue light automatically extinguished, lack of power and phone overtemperature red and blue lights automatically out.

Figure 4

- When using wireless charger, place it in the correct way as shown in Figure 4.

PRECAUTIONS

- Do not cruelty throw, carry, knock or drop the wireless charger. This may cause damage to the charger and its internal circuits.
- Do not put this product in water or fire, prevent the wireless charger exposure to sunlight or rain for long time.
- Do not store the wireless charger under environments with high temperature, flammable liquid, gas or other flammable and explosive objects.
- Place the wireless charger in a dry environment when not in use.
- Do not disassemble the product or use a product which is already damaged.
- Disconnect to the power after charging.
- Please read the instruction carefully before use.
- Digital devices charging mode: by wireless charge, with a distance between 2 to 12mm。

www.miniso.jp　Designed by Japan,Made in China

RoHS

株式会社 名創優品産業
〒104-0061東京都中央区銀座3-10-7
銀座京屋大厦7階
MINISO INDUSTRIES CO.,LTD.
GINZA KYOYA BLDG. 7F
3-10-7 GINZA, CHUO-KU, TOKYO 104-0061, JAPAN

MINISO JAPAN

FCC CONTENT

- This device complies with Part 15 of the FCC Rules, Operation is subject to the following two conditions:
- (1) This device may not cause harmful interference
- (2) This device must accept any interference received, including interference that may cause undesired operation.
- Please note that changes or modifications not expressly approved by the party responsible for compliance could void the user's authority to operate the equipment.

NOTE:This equipment has been tested and found to comply with the limits for a Class B digital device, pursuant to Part 15 of the FCC Rules.Thess limits are designed to provide reasonable protection against harmful interference in a residential installation. This equipment generates, uses and can radio frequency energy and, if not installedand used in accordance with the instructions, may cause harmfulinterference will not occur in a particular installation. If this equipmentdoes cause harmful interference to radio or television reception, which can be determined by turning the equipment off and on, the user is encouragedto try to correct the interference by one or more of the following measures:
--Reorient or relocate the receiving antenna.—Connet the equipment into an outleton a circuit different drom that towhich the receiver is connected. --Consult the dealer or an experienced radio/TV technican for help.
Please note that changes or modifications not expressly approved by the partyresponsible for compliance could void user’s authority to operate the equipment.

FCC Warning

This device complies with part 15 of the FCC Rules. Operation is subject to the following two conditions:
(1) This device may not cause harmful interference, and
(2) this device must accept any interference received, including interference that may cause undesired operation.

Any Changes or modifications not expressly approved by the party responsible for compliance could void the user's authority to operate the equipment.

Note: This equipment has been tested and found to comply with the limits for a Class B digital device, pursuant to part 15 of the FCC Rules. These limits are designed to provide reasonable protection against harmful interference in a residential installation. This equipment generates uses and can radiate radio frequency energy and, if not installed and used in accordance with the instructions, may cause harmful interference to radio communications. However, there is no guarantee that interference will not occur in a particular installation. If this equipment does cause harmful interference to radio or television reception, which can be determined by turning the equipment off and on, the user is encouraged to try to correct the interference by one or more of the following measures:

-Reorient or relocate the receiving antenna.
-Increase the separation between the equipment and receiver.
-Connect the equipment into an outlet on a circuit different from that to which the receiver is connected.
-Consult the dealer or an experienced radio/TV technician for help.

This equipment complies with FCC radiation exposure limits set forth for an uncontrolled environment. This equipment should be installed and operated with minimum distance 20cm between the radiator & your body.