Mode:	**802.11b**	**Test Frequency :**	**2462MHz**
Temp./Hum.(%H):	**26℃/56%RH**	**Polarziation:**	**Horizontal**

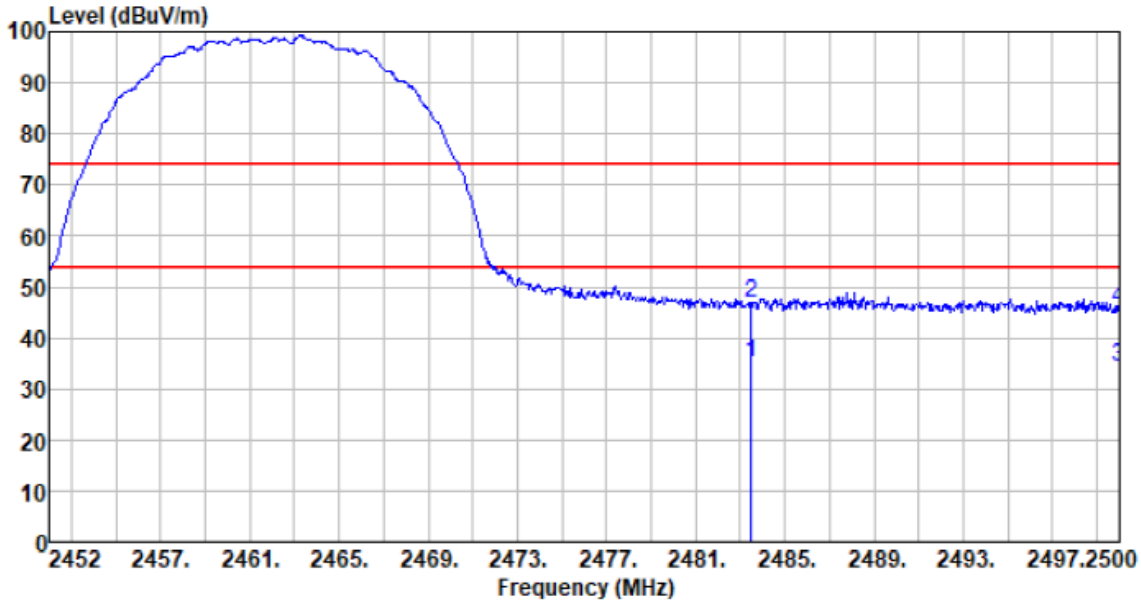

Freq MHz	Reading level dBuV	Antenna factor dB/m	Cable loss dB	Preamp factor dB	level dBuV	Limit level dBuV/m	Over limit dB	Remark
2483.488	26.78	27.66	5.47	24.80	35.11	54.00	-18.89	Average
2483.488	38.39	27.66	5.47	24.80	46.72	74.00	-27.28	Peak
2500.000	25.94	27.70	5.49	24.86	34.27	54.00	-19.73	Average
2500.000	37.41	27.70	5.49	24.86	45.74	74.00	-28.26	Peak

Mode:	**802.11b**	**Test Frequency :**	**2462MHz**
Temp./Hum.(%H):	**26℃/56%RH**	**Polarziation:**	**Vertical**

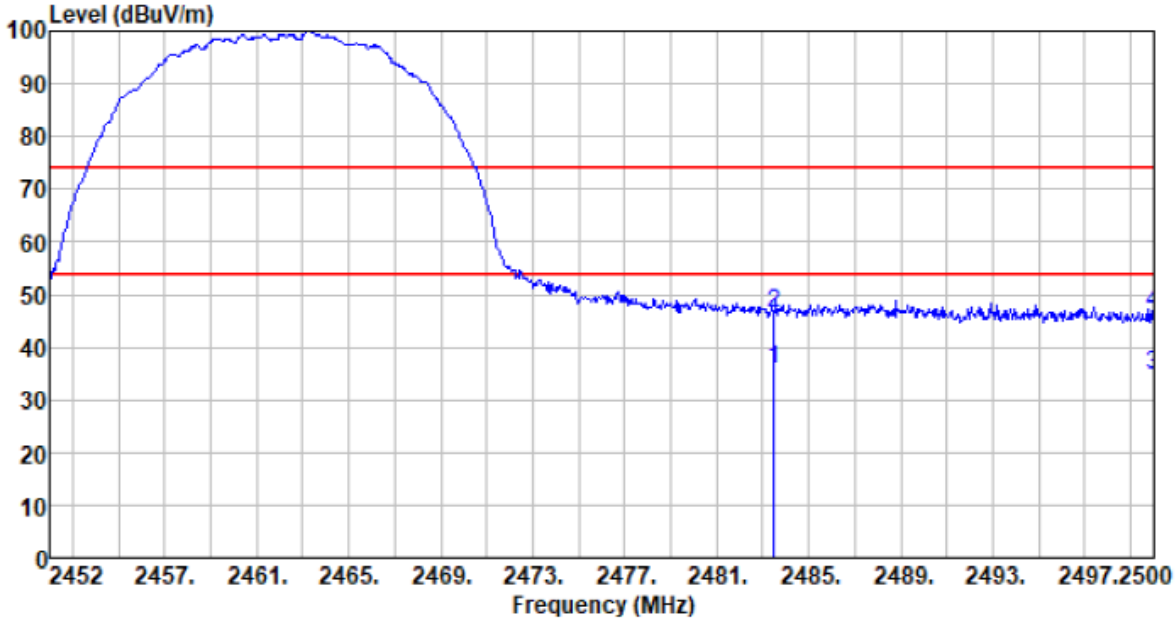

Freq MHz	Reading level dBuV	Antenna factor dB/m	Cable loss dB	Preamp factor dB	level dBuV	Limit level dBuV/m	Over limit dB	Remark
2483.488	27.29	27.66	5.47	24.80	35.62	54.00	-18.38	Average
2483.488	38.16	27.66	5.47	24.80	46.49	74.00	-27.51	Peak
2500.000	26.28	27.70	5.49	24.86	34.61	54.00	-19.39	Average
2500.000	38.19	27.70	5.49	24.86	46.52	74.00	-27.48	Peak

Mode:	**802.11g**	**Test Frequency :**	**2412MHz**
Temp./Hum.(%H):	**26℃/56%RH**	**Polarziation:**	**Horizontal**

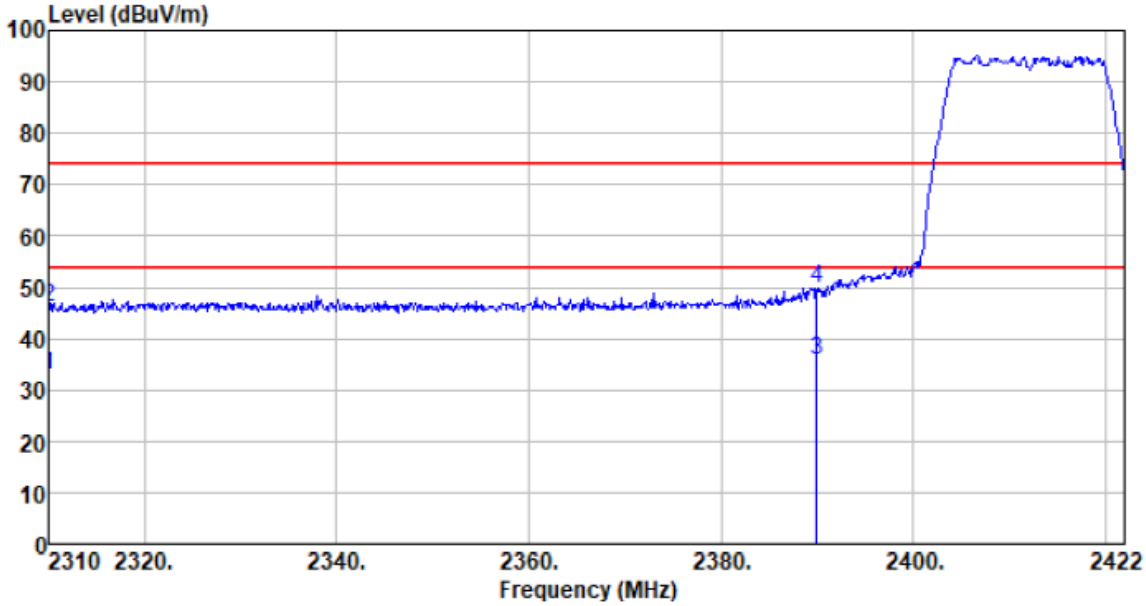

Freq MHz	Reading level dBuV	Antenna factor dB/m	Cable loss dB	Preamp factor dB	level dBuV	Limit level dBuV/m	Over limit dB	Remark
2310.000	24.87	27.14	5.30	24.64	32.67	54.00	-21.33	Average
2310.000	38.33	27.14	5.30	24.64	46.13	74.00	-27.87	Peak
2390.000	27.83	27.37	5.38	24.71	35.87	54.00	-18.13	Average
2390.000	41.87	27.37	5.38	24.71	49.91	74.00	-24.09	Peak

Mode:	**802.11g**	**Test Frequency :**	**2412MHz**
Temp./Hum.(%H):	**26℃/56%RH**	**Polarziation:**	**Vertical**

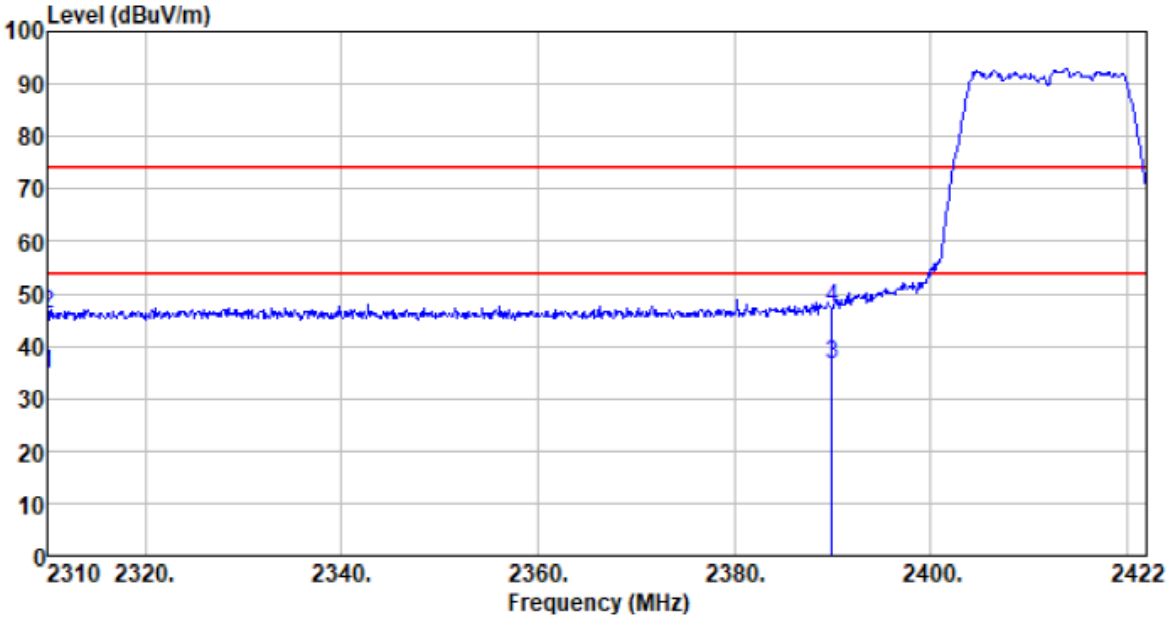

Freq MHz	Reading level dBuV	Antenna factor dB/m	Cable loss dB	Preamp factor dB	level dBuV	Limit level dBuV/m	Over limit dB	Remark
2310.000	26.89	27.14	5.30	24.64	34.69	54.00	-19.31	Average
2310.000	38.15	27.14	5.30	24.64	45.95	74.00	-28.05	Peak
2390.000	28.43	27.37	5.38	24.71	36.47	54.00	-17.53	Average
2390.000	39.06	27.37	5.38	24.71	47.10	74.00	-26.90	Peak

Mode:	**802.11g**	**Test Frequency :**	**2462MHz**
Temp./Hum.(%H):	**26℃/56%RH**	**Polarziation:**	**Horizontal**

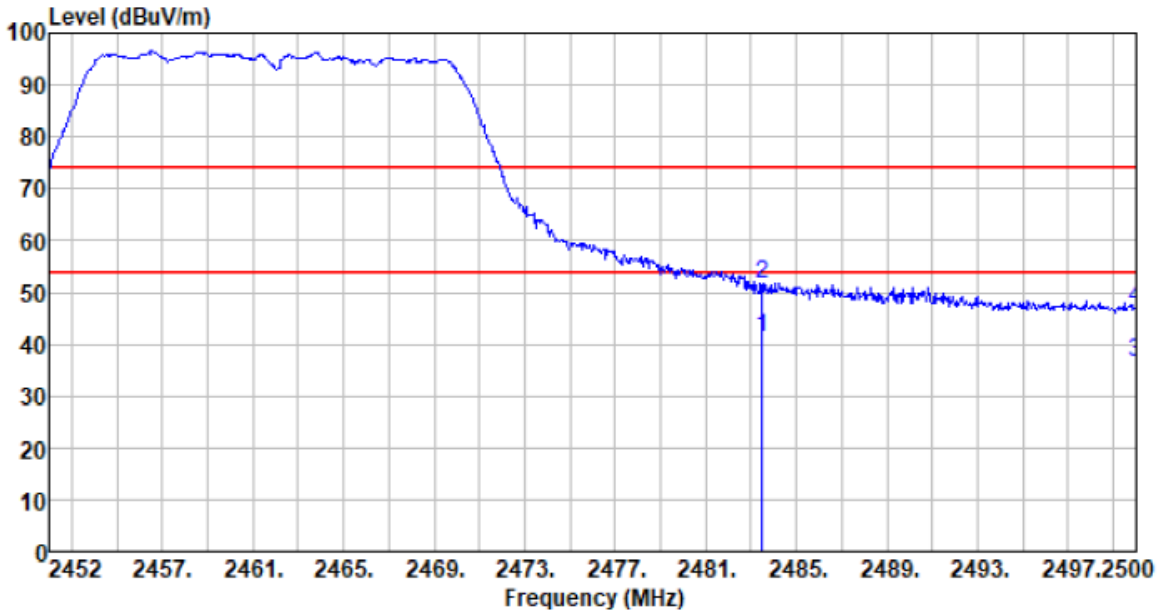

Freq MHz	Reading level dBuV	Antenna factor dB/m	Cable loss dB	Preamp factor dB	level dBuV	Limit level dBuV/m	Over limit dB	Remark
2483.500	32.85	27.66	5.47	24.80	41.18	54.00	-12.82	Average
2483.500	43.51	27.66	5.47	24.80	51.84	74.00	-22.16	Peak
2500.000	28.04	27.70	5.49	24.86	36.37	54.00	-17.63	Average
2500.000	38.62	27.70	5.49	24.86	46.95	74.00	-27.05	Peak

Mode:	**802.11g**	**Test Frequency :**	**2462MHz**
Temp./Hum.(%H):	**26℃/56%RH**	**Polarziation:**	**Vertical**

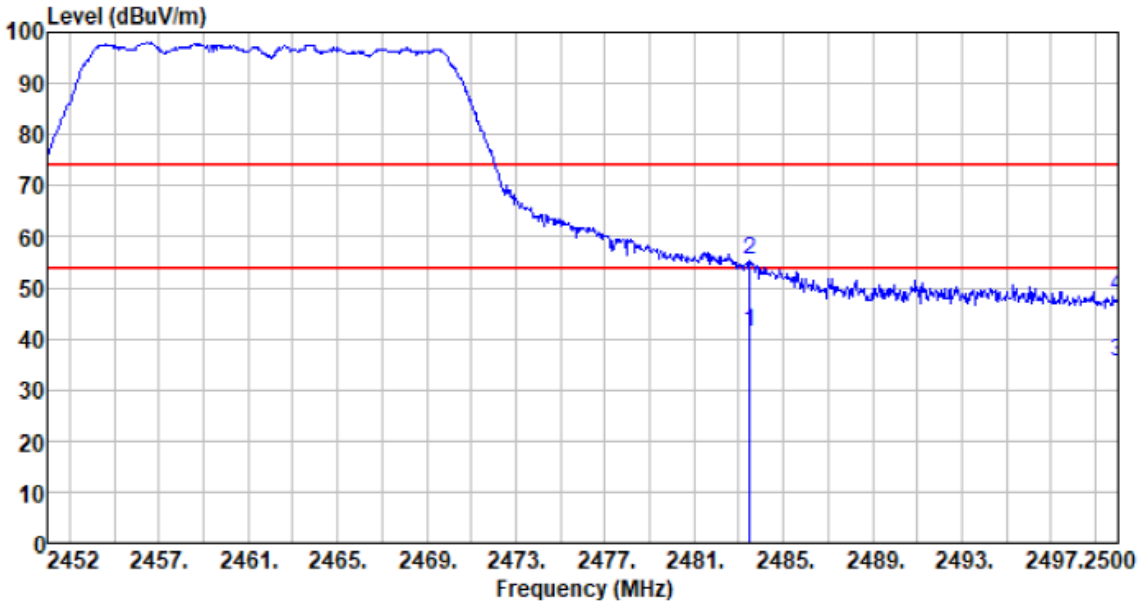

Freq MHz	Reading level dBuV	Antenna factor dB/m	Cable loss dB	Preamp factor dB	level dBuV	Limit level dBuV/m	Over limit dB	Remark
2483.500	33.12	27.66	5.47	24.80	41.45	54.00	-12.55	Average
2483.500	47.03	27.66	5.47	24.80	55.36	74.00	-18.64	Peak
2500.000	27.24	27.70	5.49	24.86	35.57	54.00	-18.43	Average
2500.000	40.05	27.70	5.49	24.86	48.38	74.00	-25.62	Peak

Mode:	**802.11n(HT20)**	**Test Frequency :**	**2412MHz**
Temp./Hum.(%H):	**26℃/56%RH**	**Polarziation:**	**Horizontal**

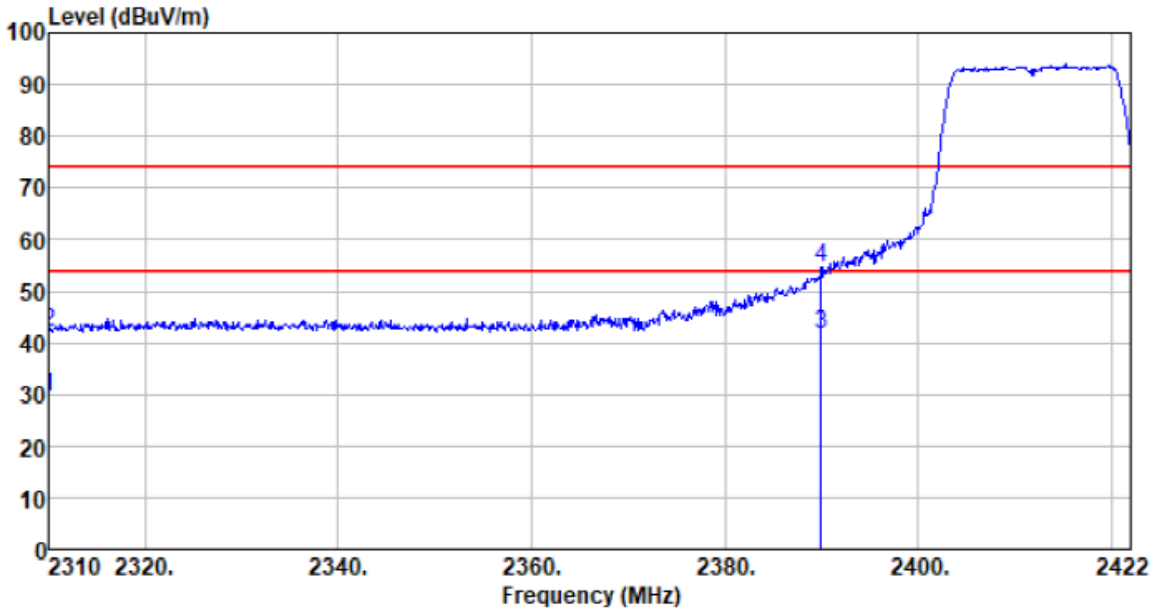

Freq MHz	Reading level dBuV	Antenna factor dB/m	Cable loss dB	Preamp factor dB	level dBuV	Limit level dBuV/m	Over limit dB	Remark
2310.000	21.81	27.14	5.30	24.64	29.61	54.00	-24.39	Average
2310.000	34.40	27.14	5.30	24.64	42.20	74.00	-31.80	Peak
2390.000	33.81	27.37	5.38	24.71	41.85	54.00	-12.15	Average
2390.000	46.48	27.37	5.38	24.71	54.52	74.00	-19.48	Peak

Mode:	**802.11n(HT20)**	**Test Frequency :**	**2412MHz**
Temp./Hum.(%H):	**26℃/56%RH**	**Polarziation:**	**Vertical**

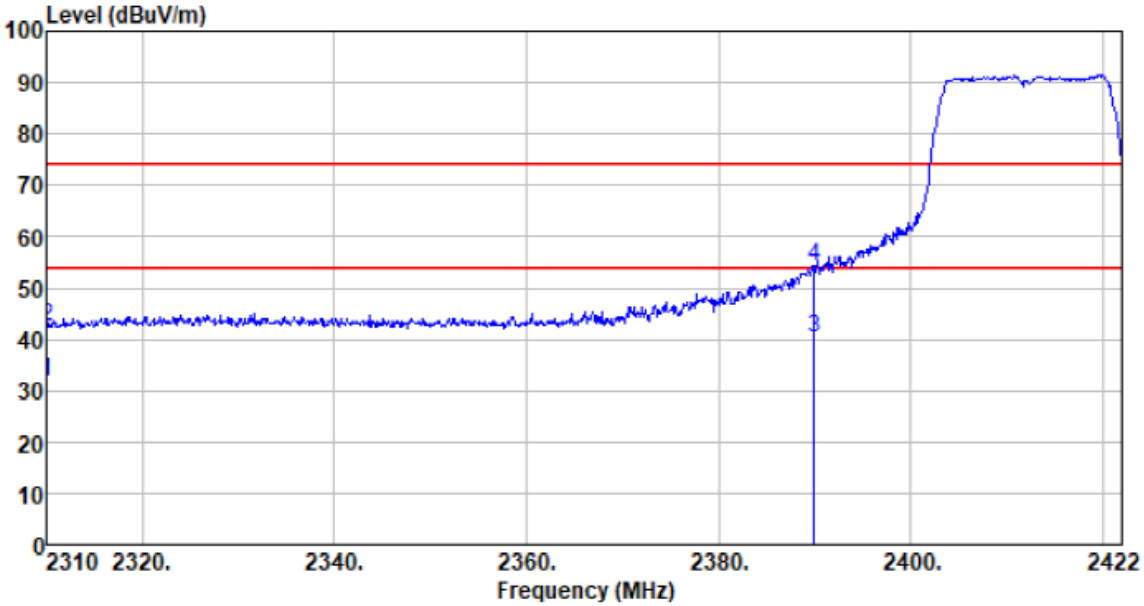

Freq MHz	Reading level dBuV	Antenna factor dB/m	Cable loss dB	Preamp factor dB	level dBuV	Limit level dBuV/m	Over limit dB	Remark
2310.000	23.93	27.14	5.30	24.64	31.73	54.00	-22.27	Average
2310.000	34.63	27.14	5.30	24.64	42.43	74.00	-31.57	Peak
2390.000	32.01	27.37	5.38	24.71	40.05	54.00	-13.95	Average
2390.000	46.23	27.37	5.38	24.71	54.27	74.00	-19.73	Peak

Mode:	**802.11n(HT20)**	**Test Frequency :**	**2462MHz**
Temp./Hum.(%H):	**26℃/56%RH**	**Polarziation:**	**Horizontal**

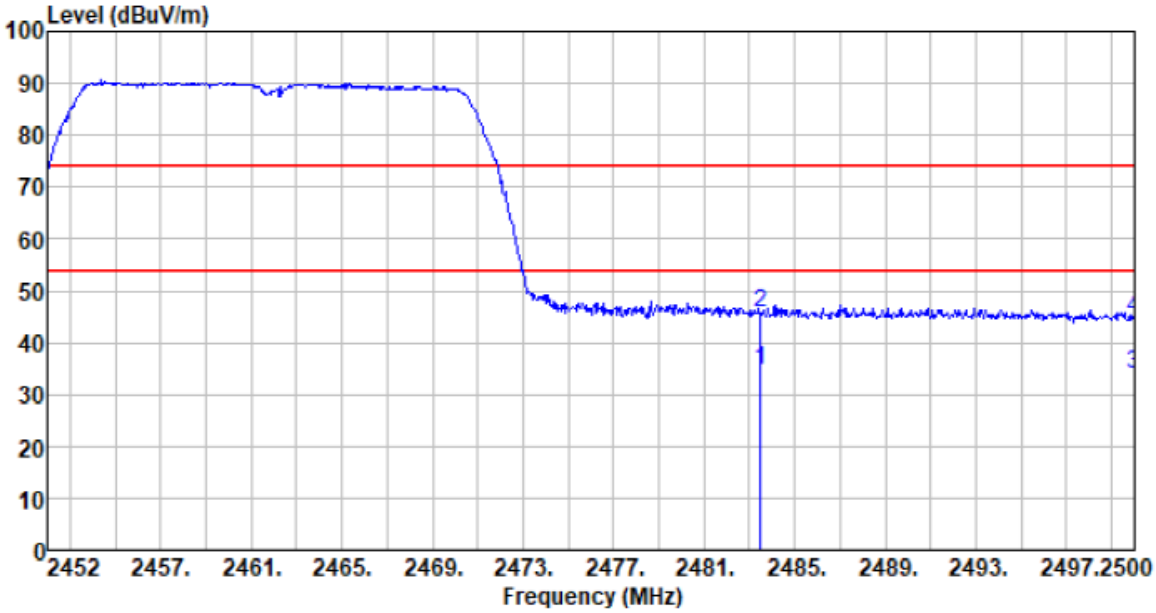

Freq MHz	Reading level dBuV	Antenna factor dB/m	Cable loss dB	Preamp factor dB	level dBuV	Limit level dBuV/m	Over limit dB	Remark
2483.500	26.34	27.66	5.47	24.80	34.67	54.00	-19.33	Average
2483.500	37.54	27.66	5.47	24.80	45.87	74.00	-28.13	Peak
2500.000	25.46	27.70	5.49	24.86	33.79	54.00	-20.21	Average
2500.000	36.43	27.70	5.49	24.86	44.76	74.00	-29.24	Peak

Mode:	**802.11n(HT20)**	**Test Frequency :**	**2462MHz**
Temp./Hum.(%H):	**26℃/56%RH**	**Polarziation:**	**Vertical**

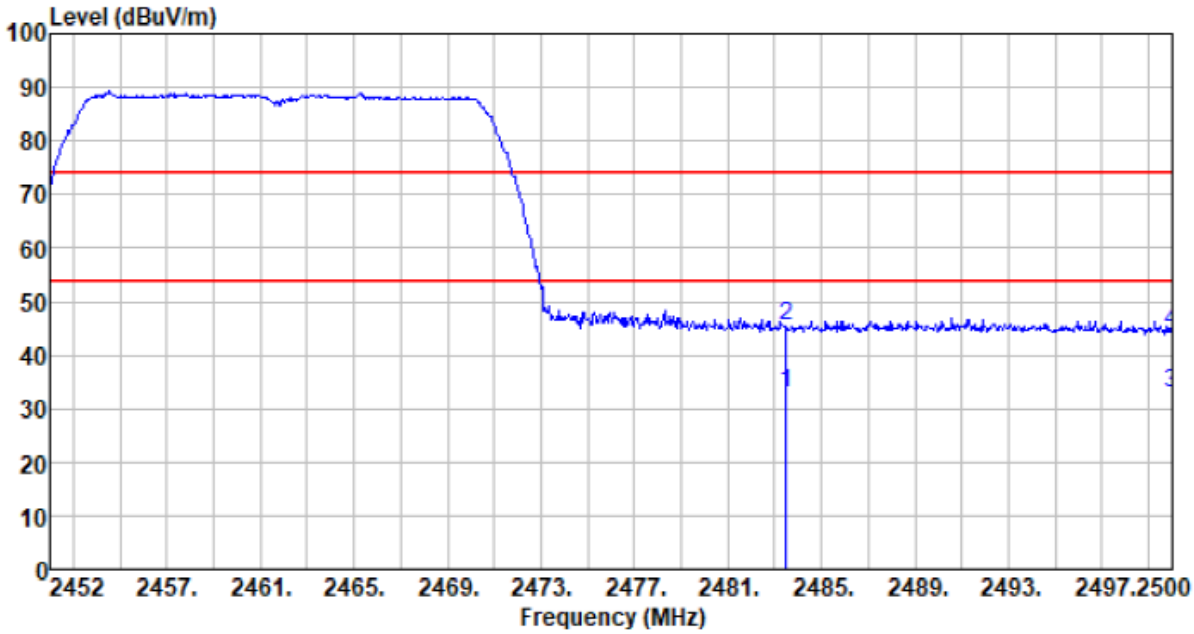

Freq MHz	Reading level dBuV	Antenna factor dB/m	Cable loss dB	Preamp factor dB	level dBuV	Limit level dBuV/m	Over limit dB	Remark
2483.500	24.54	27.66	5.47	24.80	32.87	54.00	-21.13	Average
2483.500	37.13	27.66	5.47	24.80	45.46	74.00	-28.54	Peak
2500.000	24.53	27.70	5.49	24.86	32.86	54.00	-21.14	Average
2500.000	36.05	27.70	5.49	24.86	44.38	74.00	-29.62	Peak

Mode:	**802.11n(HT40)**	**Test Frequency :**	**2422MHz**
Temp./Hum.(%H):	**26℃/56%RH**	**Polarziation:**	**Horizontal**

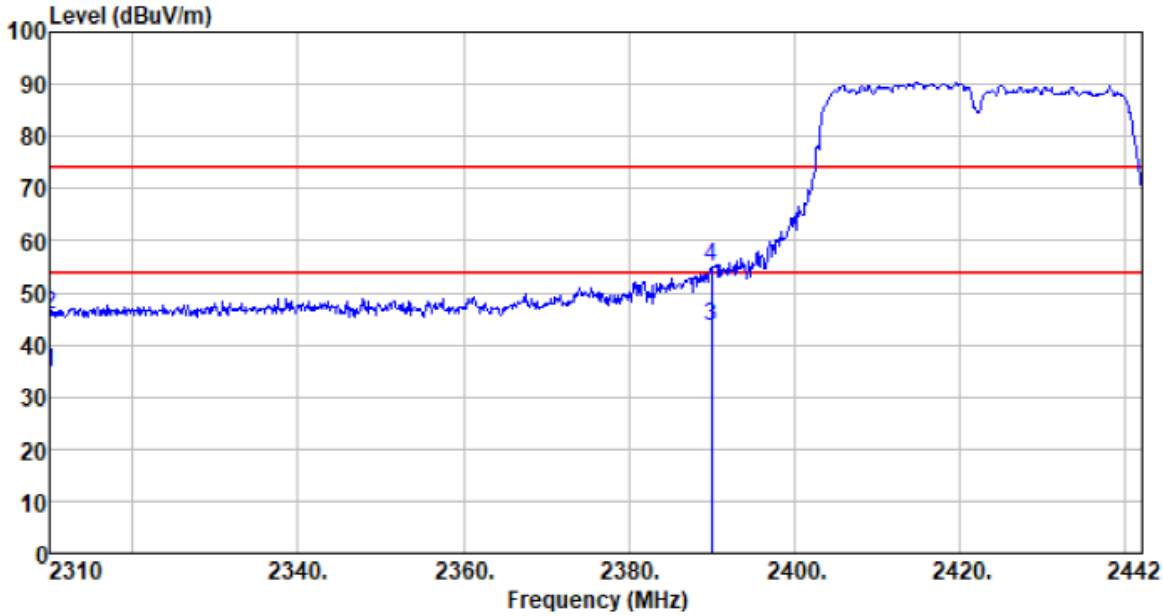

Freq MHz	Reading level dBuV	Antenna factor dB/m	Cable loss dB	Preamp factor dB	level dBuV	Limit level dBuV/m	Over limit dB	Remark
2310.000	27.04	27.14	5.30	24.64	34.84	54.00	-19.16	Average
2310.000	37.95	27.14	5.30	24.64	45.75	74.00	-28.25	Peak
2390.000	35.37	27.37	5.38	24.71	43.41	54.00	-10.59	Average
2390.000	46.94	27.37	5.38	24.71	54.98	74.00	-19.02	Peak

Mode:	**802.11n(HT40)**	**Test Frequency :**	**2422MHz**
Temp./Hum.(%H):	**26℃/56%RH**	**Polarziation:**	**Vertical**

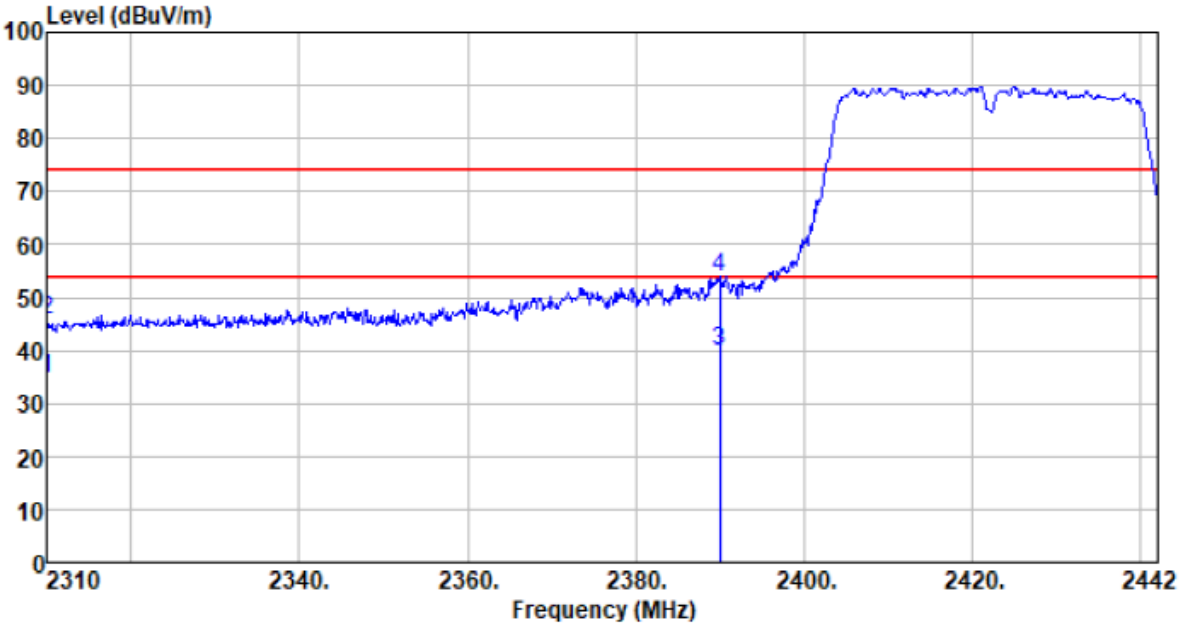

Freq MHz	Reading level dBuV	Antenna factor dB/m	Cable loss dB	Preamp factor dB	level dBuV	Limit level dBuV/m	Over limit dB	Remark
2310.000	27.04	27.14	5.30	24.64	34.84	54.00	-19.16	Average
2310.000	38.02	27.14	5.30	24.64	45.82	74.00	-28.18	Peak
2390.000	31.67	27.37	5.38	24.71	39.71	54.00	-14.29	Average
2390.000	45.71	27.37	5.38	24.71	53.75	74.00	-20.25	Peak

Mode:	**802.11n(HT40)**	**Test Frequency :**	**2452MHz**
Temp./Hum.(%H):	**26℃/56%RH**	**Polarziation:**	**Horizontal**

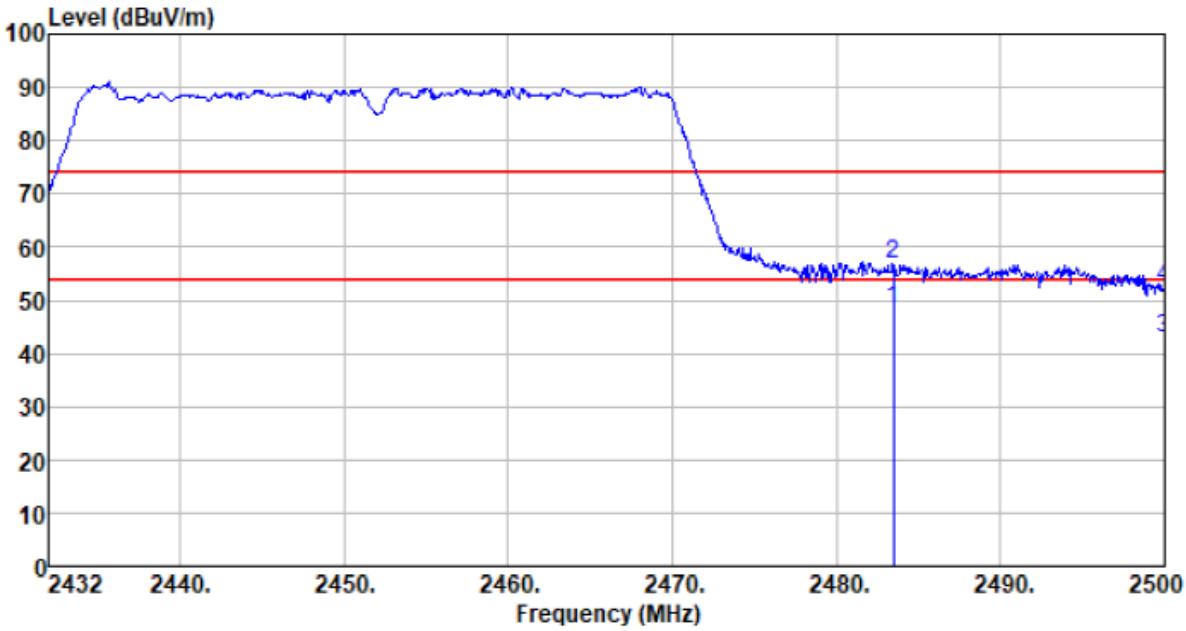

Freq MHz	Reading level dBuV	Antenna factor dB/m	Cable loss dB	Preamp factor dB	level dBuV	Limit level dBuV/m	Over limit dB	Remark
2483.500	39.92	27.66	5.47	24.80	48.25	54.00	-5.75	Average
2483.500	48.43	27.66	5.47	24.80	56.76	74.00	-17.24	Peak
2500.000	34.54	27.70	5.49	24.86	42.87	54.00	-11.13	Average
2500.000	43.92	27.70	5.49	24.86	52.25	74.00	-21.75	Peak

Mode:	**802.11n(HT40)**	**Test Frequency :**	**2452MHz**
Temp./Hum.(%H):	**26℃/56%RH**	**Polarziation:**	**Vertical**

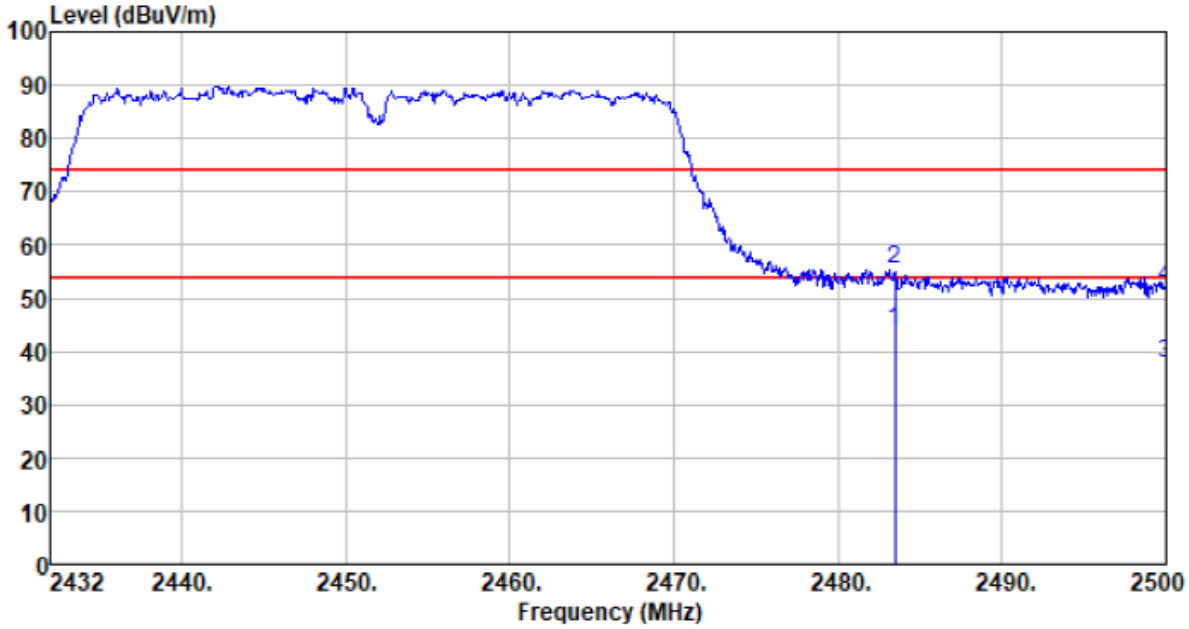

Freq MHz	Reading level dBuV	Antenna factor dB/m	Cable loss dB	Preamp factor dB	level dBuV	Limit level dBuV/m	Over limit dB	Remark
2483.500	35.74	27.66	5.47	24.80	44.07	54.00	-9.93	Average
2483.500	46.85	27.66	5.47	24.80	55.18	74.00	-18.82	Peak
2500.000	29.14	27.70	5.49	24.86	37.47	54.00	-16.53	Average
2500.000	43.83	27.70	5.49	24.86	52.16	74.00	-21.84	Peak

Remarks:

1. *Final Level =Receiver Read level + Antenna Factor + Cable Loss – Preamplifier Factor*
2. *The emission levels of other frequencies are very lower than the limit and not show in test report.*
3. *The pre-test were performed on lowest, middle and highest frequencies, only the worst case's (lowest and highest frequencies) data was showed.*

7.7 Spurious Emission

7.7.1 Conducted Emission Method

Test Requirement:	FCC Part15 C Section 15.247 (d)
Test Method:	KDB558074 D01 DTS Meas Guidance V05
Limit:	In any 100 kHz bandwidth outside the frequency band in which the spread spectrum intentional radiator is operating, the radio frequency power that is produced by the intentional radiator shall be at least 20 dB below that in the 100 kHz bandwidth within the band that contains the highest level of the desired power, based on either an RF conducted or a radiated measurement.
Test setup:	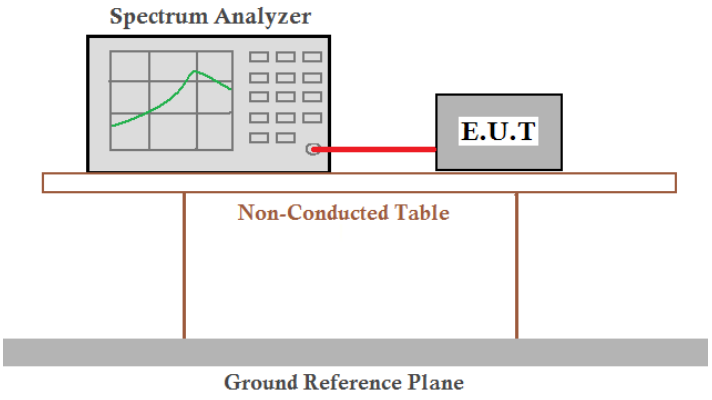
Test Instruments:	Refer to section 6.0 for details
Test mode:	Refer to section 5.2 for details
Test results:	Pass

Test plot as follows:

Test mode:	802.11b

Lowest channel

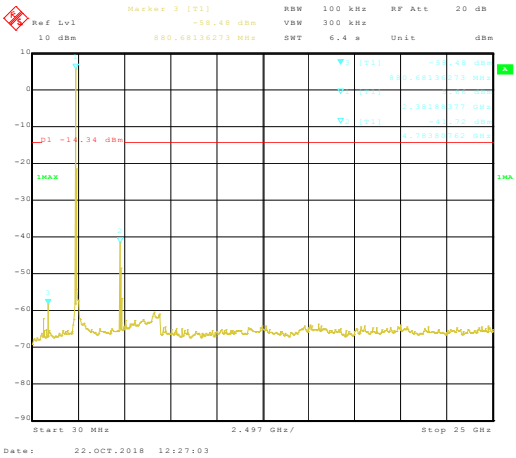

30MHz~25GHz

Middle channel

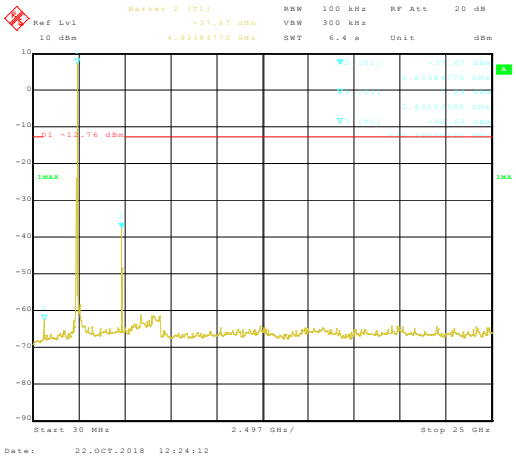

30MHz~25GHz

Highest channel

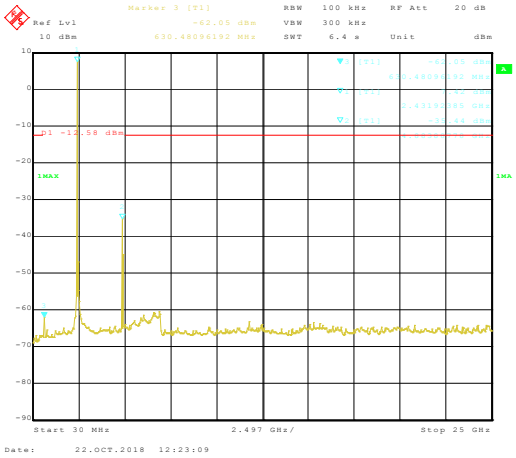

30MHz~25GHz

Test mode:	802.11g

Lowest channel

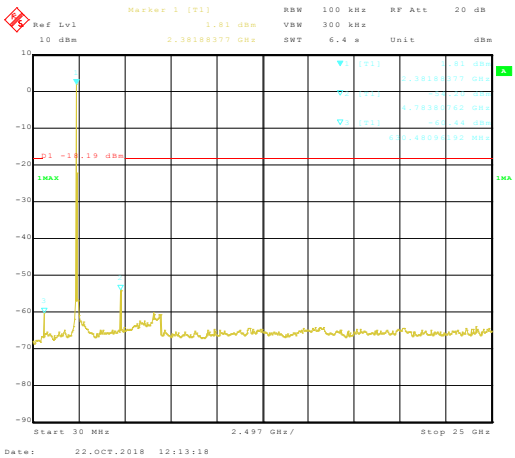

30MHz~25GHz

Middle channel

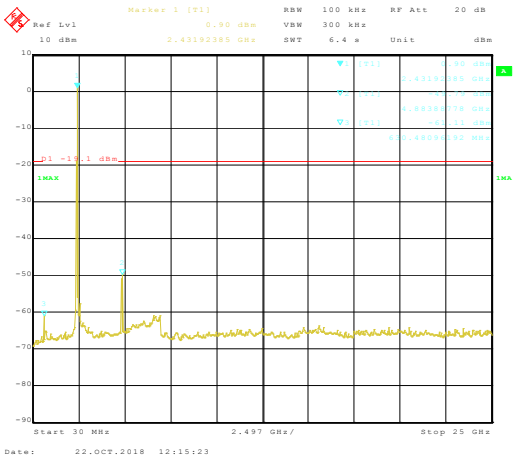

30MHz~25GHz

Highest channel

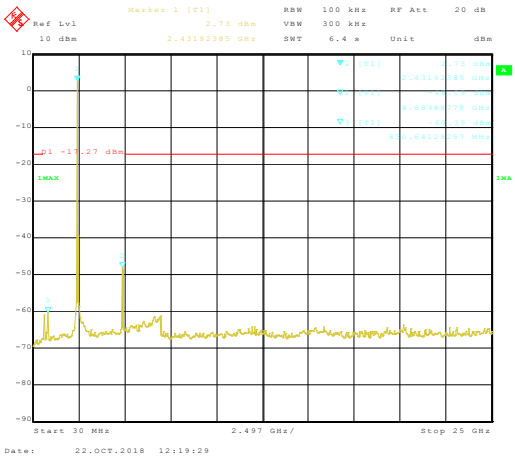

30MHz~25GHz

Test mode:	802.11n(HT20)

Lowest channel

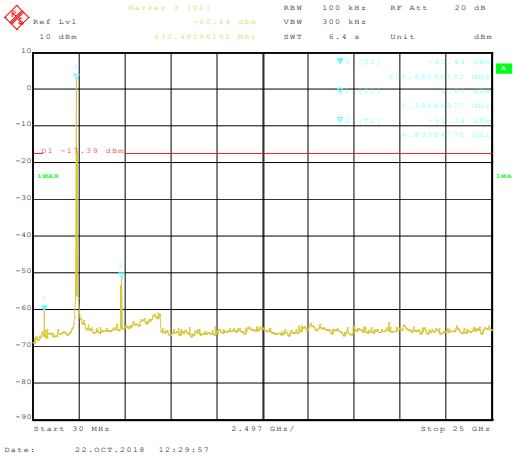

30MHz~25GHz

Middle channel

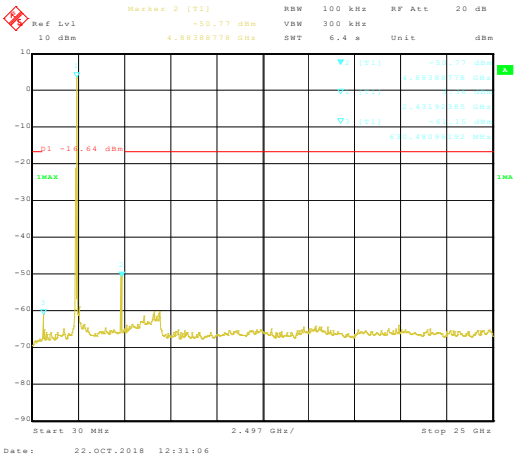

30MHz~25GHz

Highest channel

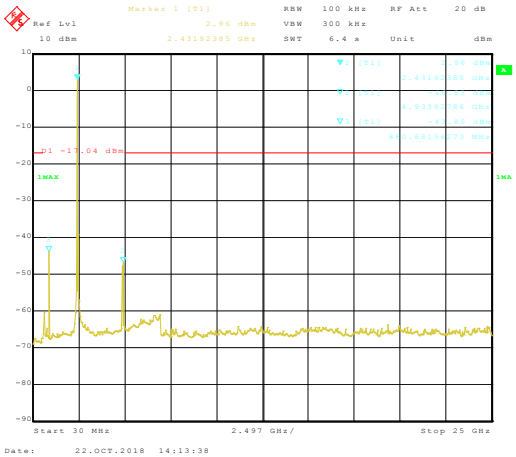

30MHz~25GHz

Test mode:	802.11n(HT40)

Lowest channel

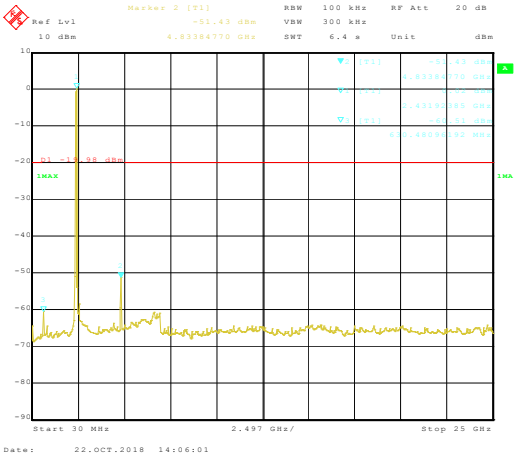

30MHz~25GHz

Middle channel

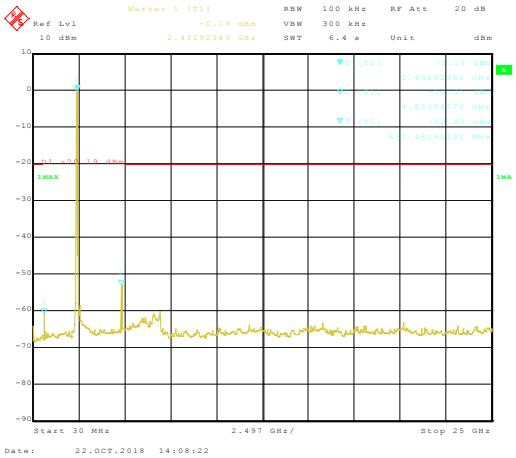

30MHz~25GHz

Highest channel

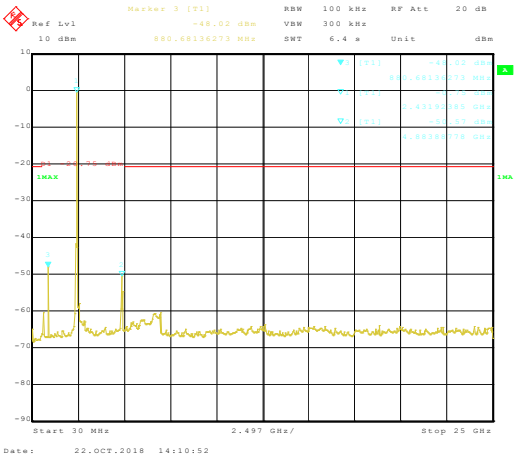

30MHz~25GHz

7.7.2 Radiated Emission Method

Test Requirement:	FCC Part15 C Section 15.209
Test Method:	ANSI C63.10:2013
Test Frequency Range:	9kHz to 25GHz
Test site:	Measurement Distance: 3m
Receiver setup:	

Frequency	Detector	RBW	VBW	Value
30MHz-1GHz	Quasi-peak	120KHz	300KHz	Quasi-peak
Above 1GHz	Peak	1MHz	3MHz	Peak
	Peak	1MHz	10Hz	Average

Limit:

Frequency	Limit (uV/m)	Value	Measurement Distance
30MHz-88MHz	100	QP	3m
88MHz-216MHz	150	QP	
216MHz-960MHz	200	QP	
960MHz-1GHz	500	QP	
Above 1GHz	500	Average	
	5000	Peak	

Test setup:

For radiated emissions from 9kHz to 30MHz

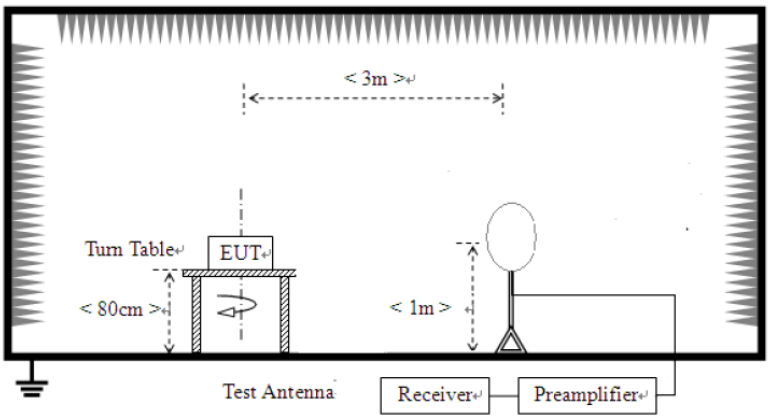

For radiated emissions from 30MHz to1GHz

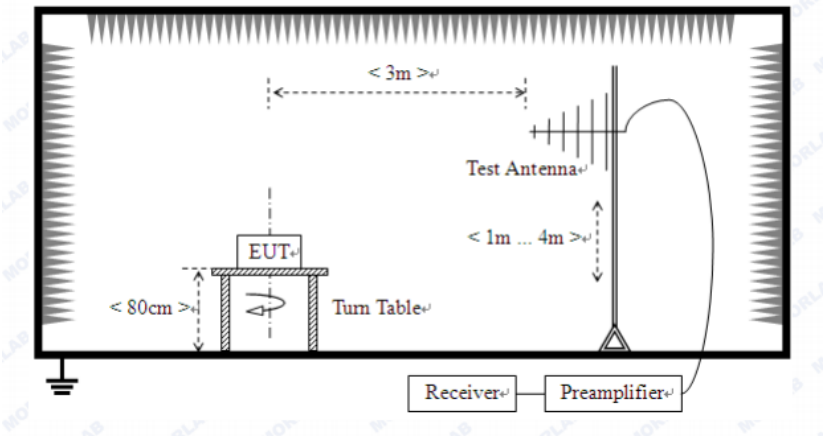

For radiated emissions above 1GHz

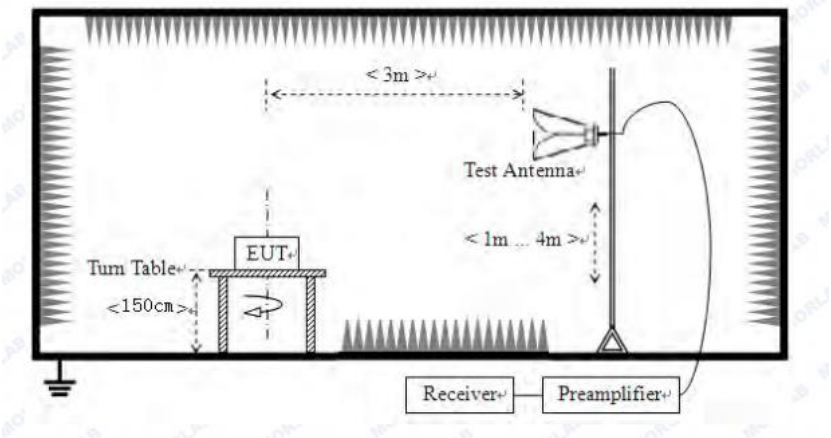

Test Procedure:	1. The EUT was placed on the top of a rotating table (0.8m for below 1G and 1.5m for above 1G) above the ground at a 3 meter camber. The table was rotated 360 degrees to determine the position of the highest radiation. 2. The EUT was set 3 meters away from the interference-receiving antenna, which was mounted on the top of a variable-height antenna tower. 3. The antenna height is varied from one meter to four meters above the ground to determine the maximum value of the field strength. Both horizontal and vertical polarizations of the antenna are set to make the measurement. 4. For each suspected emission, the EUT was arranged to its worst case and then the antenna was tuned to heights from 1 meter to 4 meters and the rota table was turned from 0 degrees to 360 degrees to find the maximum reading. 5. The test-receiver system was set to Peak Detect Function and Specified Bandwidth with Maximum Hold Mode. 6. If the emission level of the EUT in peak mode was 10dB lower than the

	limit specified, then testing could be stopped and the peak values of the EUT would be reported. Otherwise the emissions that did not have 10dB margin would be re-tested one by one using peak, quasi-peak or average method as specified and then reported in a data sheet.
Test Instruments:	Refer to section 6.0 for details
Test mode:	Refer to section 5.2 for details
Test voltage:	AC120V 60Hz
Test results:	Pass

Remark:

Pre-scan all kind of the place mode (X-axis, Y-axis, Z-axis), and found the Y-axis which it is worse case.

Measurement data:

- **9kHz~30MHz**

The low frequency, which started from 9 kHz to 30 MHz, was pre-scanned and the result which was 20 dB lower than the limit line per 15.31(o) was not reported.

■ **Below 1GHz**

Mode:	**Transmitting mode**	**Test by:**	**Bill**
Temp./Hum.(%H):	**26℃/56%RH**	**Polarziation:**	**Horizontal**

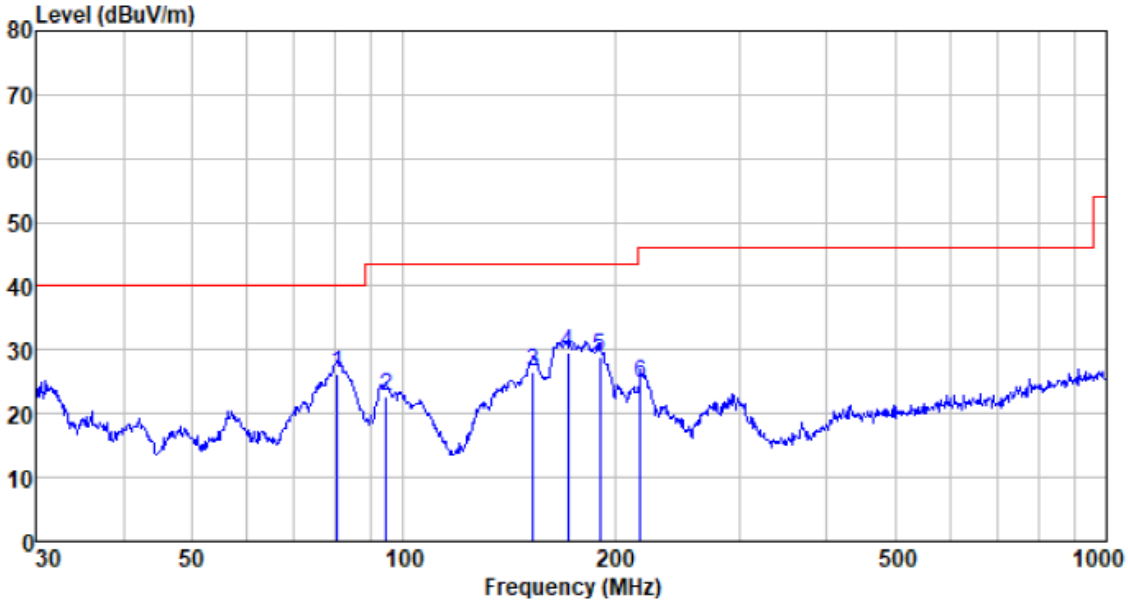

Freq MHz	Reading level dBuV	Antenna factor dB/m	Cable loss dB	Preamp factor dB	level dBuV	Limit level dBuV/m	Over limit dB	Remark
80.644	54.24	7.65	1.03	36.55	26.37	40.00	-13.63	QP
94.428	47.02	11.38	1.15	36.68	22.87	43.50	-20.63	QP
152.664	54.36	7.80	1.59	37.09	26.66	43.50	-16.84	QP
171.393	56.41	8.53	1.69	37.19	29.44	43.50	-14.06	QP
190.405	54.49	9.90	1.79	37.29	28.89	43.50	-14.61	QP
217.544	49.28	11.05	1.95	37.35	24.93	46.00	-21.07	QP

Mode:	**Transmitting mode**	**Test by:**	**Bill**
Temp./Hum.(%H):	**26℃/56%RH**	**Polarziation:**	**Vertical**

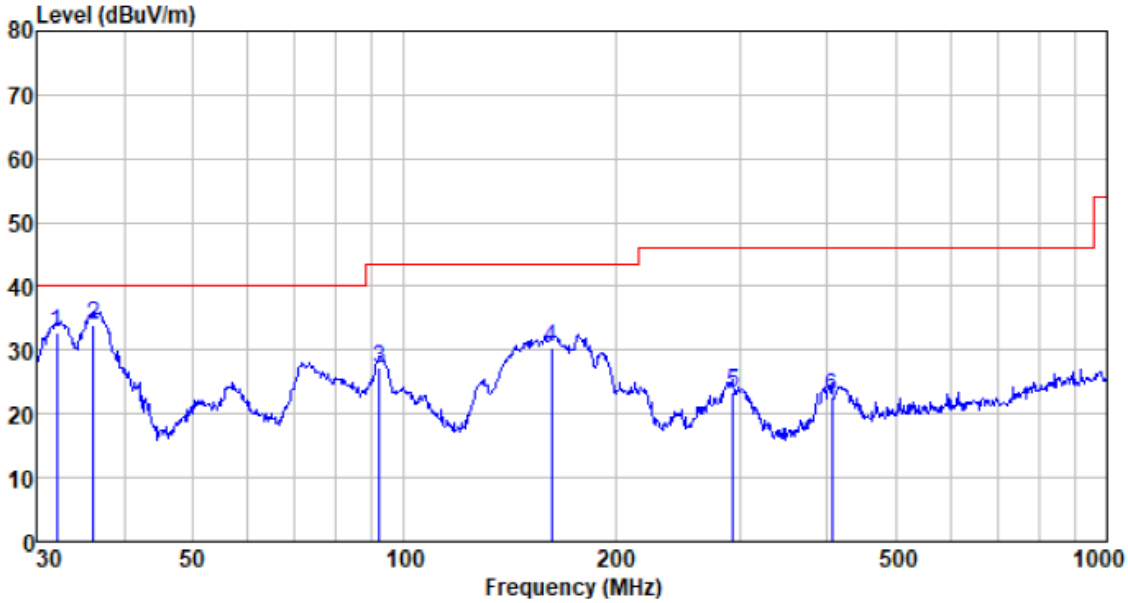

Freq MHz	Reading level dBuV	Antenna factor dB/m	Cable loss dB	Preamp factor dB	level dBuV	Limit level dBuV/m	Over limit dB	Remark
32.067	56.11	11.24	0.57	35.15	32.77	40.00	-7.23	QP
36.127	57.22	11.52	0.62	35.43	33.93	40.00	-6.07	QP
92.139	51.56	11.04	1.13	36.66	27.07	43.50	-16.43	QP
162.041	57.48	8.34	1.64	37.14	30.32	43.50	-13.18	QP
294.114	45.10	13.45	2.33	37.42	23.46	46.00	-22.54	QP
406.088	41.93	15.46	2.88	37.52	22.75	46.00	-23.25	QP

■ **Above 1GHz**

Test mode:	802.11b	Test channel:	Lowest

Peak value:

Frequency (MHz)	Read Level (dBuV)	Antenna Factor (dB/m)	Cable Loss (dB)	Preamp Factor (dB)	Level (dBuV/m)	Limit Line (dBuV/m)	Over Limit (dB)	polarization
4824.00	40.95	31.79	8.62	32.10	49.26	74.00	-24.74	Vertical
7236.00	34.64	36.19	11.68	31.97	50.54	74.00	-23.46	Vertical
9648.00	33.01	38.07	14.16	31.56	53.68	74.00	-20.32	Vertical
12060.00	*					74.00		Vertical
14472.00	*					74.00		Vertical
16884.00	*					74.00		Vertical
4824.00	39.52	31.79	8.62	32.10	47.83	74.00	-26.17	Horizontal
7236.00	34.33	36.19	11.68	31.97	50.23	74.00	-23.77	Horizontal
9648.00	32.57	38.07	14.16	31.56	53.24	74.00	-20.76	Horizontal
12060.00	*					74.00		Horizontal
14472.00	*					74.00		Horizontal
16884.00	*					74.00		Horizontal

Average value:

Frequency (MHz)	Read Level (dBuV)	Antenna Factor (dB/m)	Cable Loss (dB)	Preamp Factor (dB)	Level (dBuV/m)	Limit Line (dBuV/m)	Over Limit (dB)	polarization
4824.00	29.99	31.79	8.62	32.10	38.30	54.00	-15.70	Vertical
7236.00	23.49	36.19	11.68	31.97	39.39	54.00	-14.61	Vertical
9648.00	23.35	38.07	14.16	31.56	44.02	54.00	-9.98	Vertical
12060.00	*					54.00		Vertical
14472.00	*					54.00		Vertical
16884.00	*					54.00		Vertical
4824.00	29.02	31.79	8.62	32.10	37.33	54.00	-16.67	Horizontal
7236.00	22.90	36.19	11.68	31.97	38.80	54.00	-15.20	Horizontal
9648.00	22.31	38.07	14.16	31.56	42.98	54.00	-11.02	Horizontal
12060.00	*					54.00		Horizontal
14472.00	*					54.00		Horizontal
16884.00	*					54.00		Horizontal

Remarks:

1. *Final Level =Receiver Read level + Antenna Factor + Cable Loss – Preamplifier Factor*
2. *"*", means this data is the too weak instrument of signal is unable to test.*
3. *The emission levels of other frequencies are very lower than the limit and not show in test report.*

Test mode:	802.11b	Test channel:	Middle

Peak value:

Frequency (MHz)	Read Level (dBuV)	Antenna Factor (dB/m)	Cable Loss (dB)	Preamp Factor (dB)	Level (dBuV/m)	Limit Line (dBuV/m)	Over Limit (dB)	polarization
4874.00	39.90	31.85	8.66	32.12	48.29	74.00	-25.71	Vertical
7311.00	34.64	36.37	11.71	31.91	50.81	74.00	-23.19	Vertical
9748.00	33.98	38.27	14.25	31.56	54.94	74.00	-19.06	Vertical
12185.00	*					74.00		Vertical
14622.00	*					74.00		Vertical
17059.00	*					74.00		Vertical
4874.00	40.29	31.85	8.66	32.12	48.68	74.00	-25.32	Horizontal
7311.00	33.23	36.37	11.71	31.91	49.40	74.00	-24.60	Horizontal
9748.00	33.85	38.27	14.25	31.56	54.81	74.00	-19.19	Horizontal
12185.00	*					74.00		Horizontal
14622.00	*					74.00		Horizontal
17059.00	*					74.00		Horizontal

Average value:

Frequency (MHz)	Read Level (dBuV)	Antenna Factor (dB/m)	Cable Loss (dB)	Preamp Factor (dB)	Level (dBuV/m)	Limit Line (dBuV/m)	Over Limit (dB)	polarization
4874.00	30.71	31.85	8.66	32.12	39.10	54.00	-14.90	Vertical
7311.00	22.94	36.37	11.71	31.91	39.11	54.00	-14.89	Vertical
9748.00	23.22	38.27	14.25	31.56	44.18	54.00	-9.82	Vertical
12185.00	*					54.00		Vertical
14622.00	*					54.00		Vertical
17059.00	*					54.00		Vertical
4874.00	30.37	31.85	8.66	32.12	38.76	54.00	-15.24	Horizontal
7311.00	22.31	36.37	11.71	31.91	38.48	54.00	-15.52	Horizontal
9748.00	23.56	38.27	14.25	31.56	44.52	54.00	-9.48	Horizontal
12185.00	*					54.00		Horizontal
14622.00	*					54.00		Horizontal
17059.00	*					54.00		Horizontal

Remarks:

1. *Final Level =Receiver Read level + Antenna Factor + Cable Loss – Preamplifier Factor*
2. *"*", means this data is the too weak instrument of signal is unable to test.*
3. *The emission levels of other frequencies are very lower than the limit and not show in test report.*

Test mode:	802.11b	Test channel:	Highest

Peak value:

Frequency (MHz)	Read Level (dBuV)	Antenna Factor (dB/m)	Cable Loss (dB)	Preamp Factor (dB)	Level (dBuV/m)	Limit Line (dBuV/m)	Over Limit (dB)	polarization
4924.00	45.82	31.90	8.70	32.15	54.27	74.00	-19.73	Vertical
7386.00	35.56	36.49	11.76	31.83	51.98	74.00	-22.02	Vertical
9848.00	37.45	38.62	14.31	31.77	58.61	74.00	-15.39	Vertical
12310.00	*					74.00		Vertical
14772.00	*					74.00		Vertical
17234.00	*					74.00		Vertical
4924.00	44.98	31.90	8.70	32.15	53.43	74.00	-20.57	Horizontal
7386.00	34.39	36.49	11.76	31.83	50.81	74.00	-23.19	Horizontal
9848.00	33.59	38.62	14.31	31.77	54.75	74.00	-19.25	Horizontal
12310.00	*					74.00		Horizontal
14772.00	*					74.00		Horizontal
17234.00	*					74.00		Horizontal

Average value:

Frequency (MHz)	Read Level (dBuV)	Antenna Factor (dB/m)	Cable Loss (dB)	Preamp Factor (dB)	Level (dBuV/m)	Limit Line (dBuV/m)	Over Limit (dB)	polarization
4924.00	36.66	31.90	8.70	32.15	45.11	54.00	-8.89	Vertical
7386.00	25.46	36.49	11.76	31.83	41.88	54.00	-12.12	Vertical
9848.00	25.94	38.62	14.31	31.77	47.10	54.00	-6.90	Vertical
12310.00	*					54.00		Vertical
14772.00	*					54.00		Vertical
17234.00	*					54.00		Vertical
4924.00	35.30	31.90	8.70	32.15	43.75	54.00	-10.25	Horizontal
7386.00	23.76	36.49	11.76	31.83	40.18	54.00	-13.82	Horizontal
9848.00	22.84	38.62	14.31	31.77	44.00	54.00	-10.00	Horizontal
12310.00	*					54.00		Horizontal
14772.00	*					54.00		Horizontal
17234.00	*					54.00		Horizontal

Remarks:

1. *Final Level =Receiver Read level + Antenna Factor + Cable Loss – Preamplifier Factor*
2. *"*", means this data is the too weak instrument of signal is unable to test.*
3. *The emission levels of other frequencies are very lower than the limit and not show in test report.*

Test mode:	802.11g	Test channel:	lowest

Peak value:

Frequency (MHz)	Read Level (dBuV)	Antenna Factor (dB/m)	Cable Loss (dB)	Preamp Factor (dB)	Level (dBuV/m)	Limit Line (dBuV/m)	Over Limit (dB)	polarization
4824.00	40.01	31.79	8.62	32.10	48.32	74.00	-25.68	Vertical
7236.00	34.04	36.19	11.68	31.97	49.94	74.00	-24.06	Vertical
9648.00	32.58	38.07	14.16	31.56	53.25	74.00	-20.75	Vertical
12060.00	*					74.00		Vertical
14472.00	*					74.00		Vertical
16884.00	*					74.00		Vertical
4824.00	38.72	31.79	8.62	32.10	47.03	74.00	-26.97	Horizontal
7236.00	33.81	36.19	11.68	31.97	49.71	74.00	-24.29	Horizontal
9648.00	32.17	38.07	14.16	31.56	52.84	74.00	-21.16	Horizontal
12060.00	*					74.00		Horizontal
14472.00	*					74.00		Horizontal
16884.00	*					74.00		Horizontal

Average value:

Frequency (MHz)	Read Level (dBuV)	Antenna Factor (dB/m)	Cable Loss (dB)	Preamp Factor (dB)	Level (dBuV/m)	Limit Line (dBuV/m)	Over Limit (dB)	polarization
4824.00	29.11	31.79	8.62	32.10	37.42	54.00	-16.58	Vertical
7236.00	22.91	36.19	11.68	31.97	38.81	54.00	-15.19	Vertical
9648.00	22.94	38.07	14.16	31.56	43.61	54.00	-10.39	Vertical
12060.00	*					54.00		Vertical
14472.00	*					54.00		Vertical
16884.00	*					54.00		Vertica
4824.00	28.27	31.79	8.62	32.10	36.58	54.00	-17.42	Horizontal
7236.00	22.40	36.19	11.68	31.97	38.30	54.00	-15.70	Horizontal
9648.00	21.92	38.07	14.16	31.56	42.59	54.00	-11.41	Horizontal
12060.00	*					54.00		Horizontal
14472.00	*					54.00		Horizontal
16884.00	*					54.00		Horizontal

Remarks:

1. *Final Level =Receiver Read level + Antenna Factor + Cable Loss – Preamplifier Factor*
2. *"*", means this data is the too weak instrument of signal is unable to test.*
3. *The emission levels of other frequencies are very lower than the limit and not show in test report.*

Test mode:	802.11g	Test channel:	Middle

Peak value:

Frequency (MHz)	Read Level (dBuV)	Antenna Factor (dB/m)	Cable Loss (dB)	Preamp Factor (dB)	Level (dBuV/m)	Limit Line (dBuV/m)	Over Limit (dB)	polarization
4874.00	39.11	31.85	8.66	32.12	47.50	74.00	-26.50	Vertical
7311.00	34.14	36.37	11.71	31.91	50.31	74.00	-23.69	Vertical
9748.00	33.63	38.27	14.25	31.56	54.59	74.00	-19.41	Vertical
12185.00	*					74.00		Vertical
14622.00	*					74.00		Vertical
17059.00	*					74.00		Vertical
4874.00	39.63	31.85	8.66	32.12	48.02	74.00	-25.98	Horizontal
7311.00	32.80	36.37	11.71	31.91	48.97	74.00	-25.03	Horizontal
9748.00	33.52	38.27	14.25	31.56	54.48	74.00	-19.52	Horizontal
12185.00	*					74.00		Horizontal
14622.00	*					74.00		Horizontal
17059.00	*					74.00		Horizontal

Average value:

Frequency (MHz)	Read Level (dBuV)	Antenna Factor (dB/m)	Cable Loss (dB)	Preamp Factor (dB)	Level (dBuV/m)	Limit Line (dBuV/m)	Over Limit (dB)	polarization
4874.00	29.98	31.85	8.66	32.12	38.37	54.00	-15.63	Vertical
7311.00	22.46	36.37	11.71	31.91	38.63	54.00	-15.37	Vertical
9748.00	22.88	38.27	14.25	31.56	43.84	54.00	-10.16	Vertical
12185.00	*					54.00		Vertical
14622.00	*					54.00		Vertical
17059.00	*					54.00		Vertical
4874.00	29.75	31.85	8.66	32.12	38.14	54.00	-15.86	Horizontal
7311.00	21.89	36.37	11.71	31.91	38.06	54.00	-15.94	Horizontal
9748.00	23.24	38.27	14.25	31.56	44.20	54.00	-9.80	Horizontal
12185.00	*					54.00		Horizontal
14622.00	*					54.00		Horizontal
17059.00	*					54.00		Horizontal

Remarks:

1. *Final Level =Receiver Read level + Antenna Factor + Cable Loss – Preamplifier Factor*
2. *"*", means this data is the too weak instrument of signal is unable to test.*
3. *The emission levels of other frequencies are very lower than the limit and not show in test report.*

Test mode:	802.11g	Test channel:	Highest

Peak value:

Frequency (MHz)	Read Level (dBuV)	Antenna Factor (dB/m)	Cable Loss (dB)	Preamp Factor (dB)	Level (dBuV/m)	Limit Line (dBuV/m)	Over Limit (dB)	polarization
4924.00	44.47	31.90	8.70	32.15	52.92	74.00	-21.08	Vertical
7386.00	34.71	36.49	11.76	31.83	51.13	74.00	-22.87	Vertical
9848.00	36.84	38.62	14.31	31.77	58.00	74.00	-16.00	Vertical
12310.00	*					74.00		Vertical
14772.00	*					74.00		Vertical
17234.00	*					74.00		Vertical
4924.00	43.84	31.90	8.70	32.15	52.29	74.00	-21.71	Horizontal
7386.00	33.64	36.49	11.76	31.83	50.06	74.00	-23.94	Horizontal
9848.00	33.03	38.62	14.31	31.77	54.19	74.00	-19.81	Horizontal
12310.00	*					74.00		Horizontal
14772.00	*					74.00		Horizontal
17234.00	*					74.00		Horizontal

Average value:

Frequency (MHz)	Read Level (dBuV)	Antenna Factor (dB/m)	Cable Loss (dB)	Preamp Factor (dB)	Level (dBuV/m)	Limit Line (dBuV/m)	Over Limit (dB)	polarization
4924.00	35.42	31.90	8.70	32.15	43.87	54.00	-10.13	Vertical
7386.00	24.63	36.49	11.76	31.83	41.05	54.00	-12.95	Vertical
9848.00	25.35	38.62	14.31	31.77	46.51	54.00	-7.49	Vertical
12310.00	*					54.00		Vertical
14772.00	*					54.00		Vertical
17234.00	*					54.00		Vertical
4924.00	34.23	31.90	8.70	32.15	42.68	54.00	-11.32	Horizontal
7386.00	23.04	36.49	11.76	31.83	39.46	54.00	-14.54	Horizontal
9848.00	22.29	38.62	14.31	31.77	43.45	54.00	-10.55	Horizontal
12310.00	*					54.00		Horizontal
14772.00	*					54.00		Horizontal
17234.00	*					54.00		Horizontal

Remarks:

1. *Final Level =Receiver Read level + Antenna Factor + Cable Loss – Preamplifier Factor*
2. *"*", means this data is the too weak instrument of signal is unable to test.*
3. *The emission levels of other frequencies are very lower than the limit and not show in test report.*