Test mode:	802.11n(HT20)	Test channel:	Lowest

Peak value:

Frequency (MHz)	Read Level (dBuV)	Antenna Factor (dB/m)	Cable Loss (dB)	Preamp Factor (dB)	Level (dBuV/m)	Limit Line (dBuV/m)	Over Limit (dB)	polarization
4824.00	39.97	31.79	8.62	32.10	48.28	74.00	-25.72	Vertical
7236.00	34.02	36.19	11.68	31.97	49.92	74.00	-24.08	Vertical
9648.00	32.57	38.07	14.16	31.56	53.24	74.00	-20.76	Vertical
12060.00	*					74.00		Vertical
14472.00	*					74.00		Vertical
16884.00	*					74.00		Vertical
4824.00	38.69	31.79	8.62	32.10	47.00	74.00	-27.00	Horizontal
7236.00	33.79	36.19	11.68	31.97	49.69	74.00	-24.31	Horizontal
9648.00	32.16	38.07	14.16	31.56	52.83	74.00	-21.17	Horizontal
12060.00	*					74.00		Horizontal
14472.00	*					74.00		Horizontal
16884.00	*					74.00		Horizontal

Average value:

Frequency (MHz)	Read Level (dBuV)	Antenna Factor (dB/m)	Cable Loss (dB)	Preamp Factor (dB)	Level (dBuV/m)	Limit Line (dBuV/m)	Over Limit (dB)	polarization
4824.00	29.08	31.79	8.62	32.10	37.39	54.00	-16.61	Vertical
7236.00	22.89	36.19	11.68	31.97	38.79	54.00	-15.21	Vertical
9648.00	22.92	38.07	14.16	31.56	43.59	54.00	-10.41	Vertical
12060.00	*					54.00		Vertical
14472.00	*					54.00		Vertical
16884.00	*					54.00		Vertical
4824.00	28.25	31.79	8.62	32.10	36.56	54.00	-17.44	Horizontal
7236.00	22.38	36.19	11.68	31.97	38.28	54.00	-15.72	Horizontal
9648.00	21.91	38.07	14.16	31.56	42.58	54.00	-11.42	Horizontal
12060.00	*					54.00		Horizontal
14472.00	*					54.00		Horizontal
16884.00	*					54.00		Horizontal

Remarks:

1. *Final Level =Receiver Read level + Antenna Factor + Cable Loss – Preamplifier Factor*
2. *"*", means this data is the too weak instrument of signal is unable to test.*
3. *The emission levels of other frequencies are very lower than the limit and not show in test report.*

Test mode:	802.11n(HT20)	Test channel:	Middle

Peak value:

Frequency (MHz)	Read Level (dBuV)	Antenna Factor (dB/m)	Cable Loss (dB)	Preamp Factor (dB)	Level (dBuV/m)	Limit Line (dBuV/m)	Over Limit (dB)	polarization
4874.00	39.09	31.85	8.66	32.12	47.48	74.00	-26.52	Vertical
7311.00	34.12	36.37	11.71	31.91	50.29	74.00	-23.71	Vertical
9748.00	33.61	38.27	14.25	31.56	54.57	74.00	-19.43	Vertical
12185.00	*					74.00		Vertical
14622.00	*					74.00		Vertical
17059.00	*					74.00		Vertical
4874.00	39.61	31.85	8.66	32.12	48.00	74.00	-26.00	Horizontal
7311.00	32.79	36.37	11.71	31.91	48.96	74.00	-25.04	Horizontal
9748.00	33.51	38.27	14.25	31.56	54.47	74.00	-19.53	Horizontal
12185.00	*					74.00		Horizontal
14622.00	*					74.00		Horizontal
17059.00	*					74.00		Horizontal

Average value:

Frequency (MHz)	Read Level (dBuV)	Antenna Factor (dB/m)	Cable Loss (dB)	Preamp Factor (dB)	Level (dBuV/m)	Limit Line (dBuV/m)	Over Limit (dB)	polarization
4874.00	29.96	31.85	8.66	32.12	38.35	54.00	-15.65	Vertical
7311.00	22.44	36.37	11.71	31.91	38.61	54.00	-15.39	Vertical
9748.00	22.87	38.27	14.25	31.56	43.83	54.00	-10.17	Vertical
12185.00	*					54.00		Vertical
14622.00	*					54.00		Vertical
17059.00	*					54.00		Vertical
4874.00	29.73	31.85	8.66	32.12	38.12	54.00	-15.88	Horizontal
7311.00	21.88	36.37	11.71	31.91	38.05	54.00	-15.95	Horizontal
9748.00	23.23	38.27	14.25	31.56	44.19	54.00	-9.81	Horizontal
12185.00	*					54.00		Horizontal
14622.00	*					54.00		Horizontal
17059.00	*					54.00		Horizontal

Remarks:

1. *Final Level =Receiver Read level + Antenna Factor + Cable Loss – Preamplifier Factor*
2. *"*", means this data is the too weak instrument of signal is unable to test.*
3. *The emission levels of other frequencies are very lower than the limit and not show in test report.*

Test mode:	802.11n(HT20)	Test channel:	Highest

Peak value:

Frequency (MHz)	Read Level (dBuV)	Antenna Factor (dB/m)	Cable Loss (dB)	Preamp Factor (dB)	Level (dBuV/m)	Limit Line (dBuV/m)	Over Limit (dB)	polarization
4924.00	44.43	31.90	8.70	32.15	52.88	74.00	-21.12	Vertical
7386.00	34.68	36.49	11.76	31.83	51.10	74.00	-22.90	Vertical
9848.00	36.82	38.62	14.31	31.77	57.98	74.00	-16.02	Vertical
12310.00	*					74.00		Vertical
14772.00	*					74.00		Vertical
17234.00	*					74.00		Vertical
4924.00	43.80	31.90	8.70	32.15	52.25	74.00	-21.75	Horizontal
7386.00	33.61	36.49	11.76	31.83	50.03	74.00	-23.97	Horizontal
9848.00	33.01	38.62	14.31	31.77	54.17	74.00	-19.83	Horizontal
12310.00	*					74.00		Horizontal
14772.00	*					74.00		Horizontal
17234.00	*					74.00		Horizontal

Average value:

Frequency (MHz)	Read Level (dBuV)	Antenna Factor (dB/m)	Cable Loss (dB)	Preamp Factor (dB)	Level (dBuV/m)	Limit Line (dBuV/m)	Over Limit (dB)	polarization
4924.00	35.38	31.90	8.70	32.15	43.83	54.00	-10.17	Vertical
7386.00	24.60	36.49	11.76	31.83	41.02	54.00	-12.98	Vertical
9848.00	25.33	38.62	14.31	31.77	46.49	54.00	-7.51	Vertical
12310.00	*					54.00		Vertical
14772.00	*					54.00		Vertical
17234.00	*					54.00		Vertical
4924.00	34.19	31.90	8.70	32.15	42.64	54.00	-11.36	Horizontal
7386.00	23.01	36.49	11.76	31.83	39.43	54.00	-14.57	Horizontal
9848.00	22.28	38.62	14.31	31.77	43.44	54.00	-10.56	Horizontal
12310.00	*					54.00		Horizontal
14772.00	*					54.00		Horizontal
17234.00	*					54.00		Horizontal

Remarks:

1. *Final Level =Receiver Read level + Antenna Factor + Cable Loss – Preamplifier Factor*
2. *"*", means this data is the too weak instrument of signal is unable to test.*
3. *The emission levels of other frequencies are very lower than the limit and not show in test report.*

Test mode:	802.11n(HT40)	Test channel:	Lowest

Peak value:

Frequency (MHz)	Read Level (dBuV)	Antenna Factor (dB/m)	Cable Loss (dB)	Preamp Factor (dB)	Level (dBuV/m)	Limit Line (dBuV/m)	Over Limit (dB)	polarization
4844.00	39.38	31.81	8.63	32.11	47.71	74.00	-26.29	Vertical
7266.00	33.64	36.28	11.69	31.94	49.67	74.00	-24.33	Vertical
9688.00	32.30	38.13	14.21	31.52	53.12	74.00	-20.88	Vertical
12060.00	*					74.00		Vertical
14472.00	*					74.00		Vertical
16884.00	*					74.00		Vertical
4844.00	38.19	31.81	8.63	32.11	46.52	74.00	-27.48	Horizontal
7266.00	33.46	36.28	11.69	31.94	49.49	74.00	-24.51	Horizontal
9688.00	31.91	38.13	14.21	31.52	52.73	74.00	-21.27	Horizontal
12060.00	*					74.00		Horizontal
14472.00	*					74.00		Horizontal
16884.00	*					74.00		Horizontal

Average value:

Frequency (MHz)	Read Level (dBuV)	Antenna Factor (dB/m)	Cable Loss (dB)	Preamp Factor (dB)	Level (dBuV/m)	Limit Line (dBuV/m)	Over Limit (dB)	polarization
4844.00	28.54	31.81	8.63	32.11	36.87	54.00	-17.13	Vertical
7266.00	22.53	36.28	11.69	31.94	38.56	54.00	-15.44	Vertical
9688.00	22.66	38.13	14.21	31.52	43.48	54.00	-10.52	Vertical
12060.00	*					54.00		Vertical
14472.00	*					54.00		Vertical
16884.00	*					54.00		Vertical
4844.00	27.78	31.81	8.63	32.11	36.11	54.00	-17.89	Horizontal
7266.00	22.06	36.28	11.69	31.94	38.09	54.00	-15.91	Horizontal
9688.00	21.67	38.13	14.21	31.52	42.49	54.00	-11.51	Horizontal
12060.00	*					54.00		Horizontal
14472.00	*					54.00		Horizontal
16884.00	*					54.00		Horizontal

Remarks:

1. *Final Level =Receiver Read level + Antenna Factor + Cable Loss – Preamplifier Factor*
2. *"*", means this data is the too weak instrument of signal is unable to test.*
3. *The emission levels of other frequencies are very lower than the limit and not show in test report.*

Test mode:	802.11n(HT40)	Test channel:	Middle

Peak value:

Frequency (MHz)	Read Level (dBuV)	Antenna Factor (dB/m)	Cable Loss (dB)	Preamp Factor (dB)	Level (dBuV/m)	Limit Line (dBuV/m)	Over Limit (dB)	polarization
4874.00	38.60	31.85	8.66	32.12	46.99	74.00	-27.01	Vertical
7311.00	33.81	36.37	11.71	31.91	49.98	74.00	-24.02	Vertical
9748.00	33.39	38.27	14.25	31.56	54.35	74.00	-19.65	Vertical
12185.00	*					74.00		Vertical
14622.00	*					74.00		Vertical
17059.00	*					74.00		Vertical
4874.00	39.19	31.85	8.66	32.12	47.58	74.00	-26.42	Horizontal
7311.00	32.51	36.37	11.71	31.91	48.68	74.00	-25.32	Horizontal
9748.00	33.31	38.27	14.25	31.56	54.27	74.00	-19.73	Horizontal
12185.00	*					74.00		Horizontal
14622.00	*					74.00		Horizontal
17059.00	*					74.00		Horizontal

Average value:

Frequency (MHz)	Read Level (dBuV)	Antenna Factor (dB/m)	Cable Loss (dB)	Preamp Factor (dB)	Level (dBuV/m)	Limit Line (dBuV/m)	Over Limit (dB)	polarization
4874.00	29.51	31.85	8.66	32.12	37.90	54.00	-16.10	Vertical
7311.00	22.15	36.37	11.71	31.91	38.32	54.00	-15.68	Vertical
9748.00	22.66	38.27	14.25	31.56	43.62	54.00	-10.38	Vertical
12185.00	*					54.00		Vertical
14622.00	*					54.00		Vertical
17059.00	*					54.00		Vertical
4874.00	29.34	31.85	8.66	32.12	37.73	54.00	-16.27	Horizontal
7311.00	21.61	36.37	11.71	31.91	37.78	54.00	-16.22	Horizontal
9748.00	23.03	38.27	14.25	31.56	43.99	54.00	-10.01	Horizontal
12185.00	*					54.00		Horizontal
14622.00	*					54.00		Horizontal
17059.00	*					54.00		Horizontal

Remarks:

1. *Final Level =Receiver Read level + Antenna Factor + Cable Loss – Preamplifier Factor*
2. *"*", means this data is the too weak instrument of signal is unable to test.*
3. *The emission levels of other frequencies are very lower than the limit and not show in test report.*

Test mode:	802.11n(HT40)	Test channel:	Highest

Peak value:

Frequency (MHz)	Read Level (dBuV)	Antenna Factor (dB/m)	Cable Loss (dB)	Preamp Factor (dB)	Level (dBuV/m)	Limit Line (dBuV/m)	Over Limit (dB)	polarization
4904.00	43.58	31.88	8.68	32.13	52.01	74.00	-21.99	Vertical
7356.00	34.14	36.45	11.75	31.86	50.48	74.00	-23.52	Vertical
9808.00	36.44	38.43	14.29	31.68	57.48	74.00	-16.52	Vertical
12310.00	*					74.00		Vertical
14772.00	*					74.00		Vertical
17234.00	*					74.00		Vertical
4904.00	43.09	31.88	8.68	32.13	51.52	74.00	-22.48	Horizontal
7356.00	33.15	36.45	11.75	31.86	49.49	74.00	-24.51	Horizontal
9808.00	32.66	38.43	14.29	31.68	53.70	74.00	-20.30	Horizontal
12310.00	*					74.00		Horizontal
14772.00	*					74.00		Horizontal
17234.00	*					74.00		Horizontal

Average value:

Frequency (MHz)	Read Level (dBuV)	Antenna Factor (dB/m)	Cable Loss (dB)	Preamp Factor (dB)	Level (dBuV/m)	Limit Line (dBuV/m)	Over Limit (dB)	polarization
4904.00	34.60	31.88	8.68	32.13	43.03	54.00	-10.97	Vertical
7356.00	24.09	36.45	11.75	31.86	40.43	54.00	-13.57	Vertical
9808.00	24.97	38.43	14.29	31.68	46.01	54.00	-7.99	Vertical
12310.00	*					54.00		Vertical
14772.00	*					54.00		Vertical
17234.00	*					54.00		Vertical
4904.00	33.52	31.88	8.68	32.13	41.95	54.00	-12.05	Horizontal
7356.00	22.56	36.45	11.75	31.86	38.90	54.00	-15.10	Horizontal
9808.00	21.94	38.43	14.29	31.68	42.98	54.00	-11.02	Horizontal
12310.00	*					54.00		Horizontal
14772.00	*					54.00		Horizontal
17234.00	*					54.00		Horizontal

Remarks:

1. *Final Level =Receiver Read level + Antenna Factor + Cable Loss – Preamplifier Factor*
2. *"*", means this data is the too weak instrument of signal is unable to test.*
3. *The emission levels of other frequencies are very lower than the limit and not show in test report.*

8 Test Setup Photo

Radiated Emission





Conducted Emission

9 EUT Constructional Details


No.101F03K


Class 2 Power Supply


MAMIBOT

MANIBOT