Conducted test results

No.1-6824/23-01-08_Annex_MR

October 09, 2023

Test Standard(s)	FCC 15.247 - NI
	FCC 15.247, ISED RSS247 - NI
	NA - NI

This document is electronically signed and valid without handwritten signature.
Public keys for verification of the electronic signatures can be requested at the testing laboratory.

cn=Michael Dorongovski,
o=cetecom advanced GmbH,
ou=DOR-230601,
email=michael.dorongovski@
cetecomadvanced.com, c=DE
2023.10.11 10:13:40 +02'00'

Authorized

Michael Dorongovski
Lab Manager
Radio Labs

Table of Content

FCC 15.247 # Bandwidth 6dB DTS ~ BT LE 2 Msps 3
FCC 15.247 # Bandwidth 6dB DTS ~ BT LE 2 Msps 6
FCC 15.247 # Bandwidth 6dB DTS ~ BT LE 2 Msps 9
FCC 15.247 # Bandwidth 6dB DTS ~ BT LE 1 Msps 12
FCC 15.247 # Bandwidth 6dB DTS ~ BT LE 1 Msps 15
FCC 15.247 # Bandwidth 6dB DTS ~ BT LE 1 Msps 18
FCC 15.247, ISED RSS247 # Bandwidth 99PCT and 20dB ~ BT LE 2 Msps 21
FCC 15.247, ISED RSS247 # Bandwidth 99PCT and 20dB ~ BT LE 2 Msps 26
FCC 15.247, ISED RSS247 # Bandwidth 99PCT and 20dB ~ BT LE 2 Msps 31
FCC 15.247, ISED RSS247 # Bandwidth 99PCT and 20dB ~ BT LE 1 Msps 36
FCC 15.247, ISED RSS247 # Bandwidth 99PCT and 20dB ~ BT LE 1 Msps 41
FCC 15.247, ISED RSS247 # Bandwidth 99PCT and 20dB ~ BT LE 1 Msps 46
FCC 15.247 # Maximum peak conducted output power DTS ~ BT LE 2 Msps 51
FCC 15.247 # Maximum peak conducted output power DTS ~ BT LE 2 Msps 55
FCC 15.247 # Maximum peak conducted output power DTS ~ BT LE 2 Msps 59
FCC 15.247 # Maximum peak conducted output power DTS ~ BT LE 1 Msps 63
FCC 15.247 # Maximum peak conducted output power DTS ~ BT LE 1 Msps 67
FCC 15.247 # Maximum peak conducted output power DTS ~ BT LE 1 Msps 71
NA # Peak output power 3MHz/3MHz ~ BT LE 1 Msps 75
NA # Peak output power 3MHz/3MHz ~ BT LE 1 Msps 79
NA # Peak output power 3MHz/3MHz ~ BT LE 1 Msps 83
FCC 15.247 # Peak psd DTS ~ BT LE 2 Msps 87
FCC 15.247 # Peak psd DTS ~ BT LE 2 Msps 90
FCC 15.247 # Peak psd DTS ~ BT LE 2 Msps 93
FCC 15.247 # Peak psd DTS ~ BT LE 1 Msps 96
FCC 15.247 # Peak psd DTS ~ BT LE 1 Msps 99
FCC 15.247 # Peak psd DTS ~ BT LE 1 Msps 102
FCC 15.247 # TX spurious conducted 20dBc ~ BT LE 2 Msps 105
FCC 15.247 # TX spurious conducted 20dBc ~ BT LE 2 Msps 109
FCC 15.247 # TX spurious conducted 20dBc ~ BT LE 2 Msps 113
FCC 15.247 # TX spurious conducted 20dBc ~ BT LE 1 Msps 117
FCC 15.247 # TX spurious conducted 20dBc ~ BT LE 1 Msps 121
FCC 15.247 # TX spurious conducted 20dBc ~ BT LE 1 Msps 125

FCC 15.247 # Bandwidth 6dB DTS ~ BT LE 2 Msps

References

TC start	09.10.2023 10:51:52
Ambit temp [°C] | humidity [rel%]	0.0 | 0
System version	4.6.2.0
Standard | Version	FCC 15.247 | NI
Method	
Description	FCC 15.247 Bandwidth 6dB DTS - BT LE 2 Msps
Information	

EUT Common Settings BT Low Energy

Intermodulation Value N	3
Image Freq. Low | Mid | High [MHz]	0 | 0 | 0
Power Class	2
1 Mbps supported	True | TXpayload 255 | RXpayload 255
2 Mbps supported	True | TXpayload 255 | RXpayload 255
Longrange S8 supported	False | TXpayload 255 | RXpayload 255
Longrange S2 supported	False | TXpayload 255 | RXpayload 255
Signaling Settings	None | HCI | 1 | 2400 | None | S1 | None | On
Signaling RF Settings	RF1com | 0 | 0 | On |
User Interaction	No
Switch Matrix & Pathcompensation enabled	Yes

Test Parameter

Technology to test	BT LE 2 Msps
Antenna port used	1
Temperature	nom
Voltage	nom
Frequency low to test	False | Freq [MHz] 2404
Frequency mid to test	False | Freq [MHz] 2440
Frequency high to test	True | Freq [MHz] 2478
Auto control enabled power supply | Climatic Box	No | No
Additional path loss [dB]	0.3
Full path name | type	EUT - SignalingUnit - SpectrumAnalyzer

Equipment

Signal analyzer,Rohde&Schwarz,FSV-30,1321.3008K30/103170,3.60
Signaling unit,Rohde&Schwarz,CMW,1201.0002k75/102550,4.0.190

Equipment

Switch matrix,CTCadvanced,RSM-1 NI DAQ,31534892,NI

Test at TX 2478 MHz

RESULT: Reference Power cond.

DESCRIPTION	LOWER LIMIT	UPPER LIMIT	MEASURED	UNIT	VERDICT
Ref. Power 1MHz/1MHz cond.	---	---	3.95	dBm	INFO
Ref. Frequency	---	---	2478.700	MHz	INFO

READ SA SETTINGS:

RefLevel [dBm] | RefLevelOffset [dB] | InpAtt [dB]	8.95 | 11 | 15
Start [MHz] | Stop [MHz]	2475.700 | 2480.300
RBW [MHz] | VBW [MHz]	0.100000 | 0.300000
Detector | TraceMode	POS | MAXH
Sweep: time [ms] | count | points per Section | type	50 | 200 | 10001 | SWE

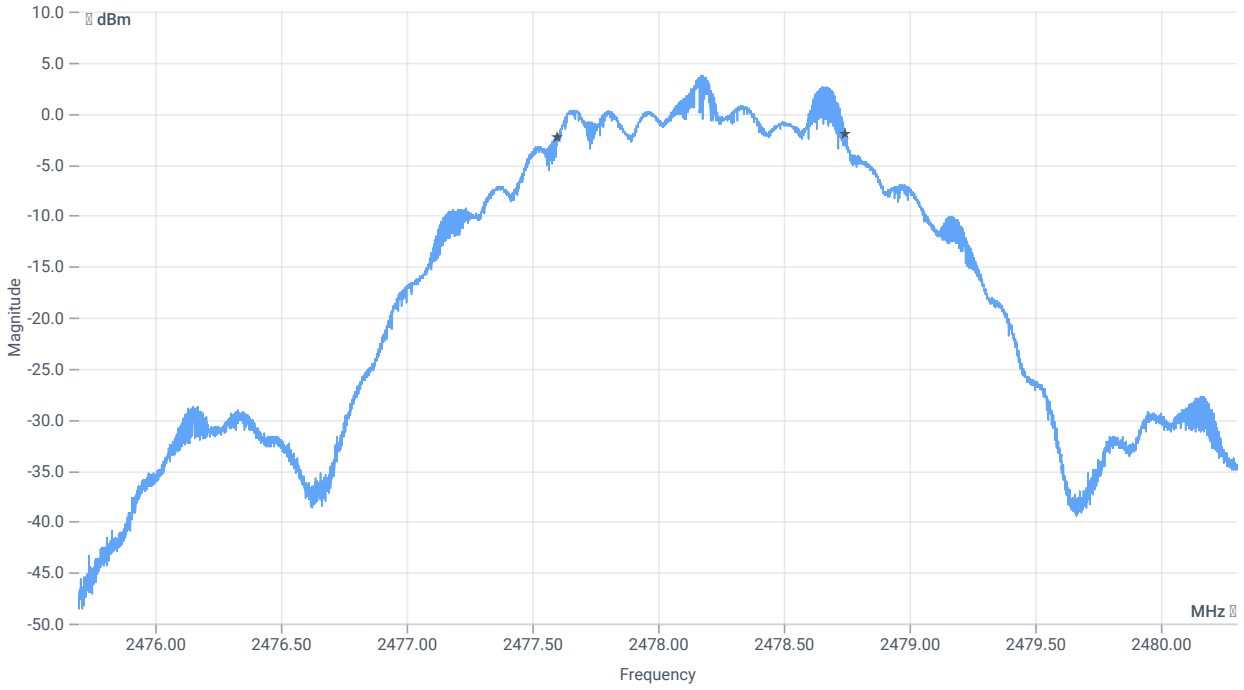

BW 6dB

RESULT

DESCRIPTION	LOWER LIMIT	UPPER LIMIT	MEASURED	UNIT	VERDICT
DTS Bandwidth (6dB)	500	---	1148	kHz	PASS

Verdict
PASS

FCC 15.247 # Bandwidth 6dB DTS ~ BT LE 2 Msps

References

TC start	09.10.2023 10:36:05
Ambit temp [°C] | humidity [rel%]	0.0 | 0
System version	4.6.2.0
Standard | Version	FCC 15.247 | NI
Method	
Description	FCC 15.247 Bandwidth 6dB DTS - BT LE 2 Msps
Information	

EUT Common Settings BT Low Energy

Intermodulation Value N	3
Image Freq. Low | Mid | High [MHz]	0 | 0 | 0
Power Class	2
1 Mbps supported	True | TXpayload 255 | RXpayload 255
2 Mbps supported	True | TXpayload 255 | RXpayload 255
Longrange S8 supported	False | TXpayload 255 | RXpayload 255
Longrange S2 supported	False | TXpayload 255 | RXpayload 255
Signaling Settings	None | HCI | 1 | 2400 | None | S1 | None | On
Signaling RF Settings	RF1com | 0 | 0 | On |
User Interaction	No
Switch Matrix & Pathcompensation enabled	Yes

Test Parameter

Technology to test	BT LE 2 Msps
Antenna port used	1
Temperature	nom
Voltage	nom
Frequency low to test	False | Freq [MHz] 2404
Frequency mid to test	True | Freq [MHz] 2440
Frequency high to test	False | Freq [MHz] 2478
Auto control enabled power supply | Climatic Box	No | No
Additional path loss [dB]	0.3
Full path name | type	EUT - SignalingUnit - SpectrumAnalyzer

Equipment

Signal analyzer,Rohde&Schwarz,FSV-30,1321.3008K30/103170,3.60
Signaling unit,Rohde&Schwarz,CMW,1201.0002k75/102550,4.0.190

Equipment

Switch matrix,CTCadvanced,RSM-1 NI DAQ,31534892,NI

Test at TX 2440 MHz

RESULT: Reference Power cond.

DESCRIPTION	LOWER LIMIT	UPPER LIMIT	MEASURED	UNIT	VERDICT
Ref. Power 1MHz/1MHz cond.	---	---	4.26	dBm	INFO
Ref. Frequency	---	---	2440.700	MHz	INFO

READ SA SETTINGS:

RefLevel [dBm] | RefLevelOffset [dB] | InpAtt [dB]	9.26 | 10.96 | 15
Start [MHz] | Stop [MHz]	2437.700 | 2442.300
RBW [MHz] | VBW [MHz]	0.100000 | 0.300000
Detector | TraceMode	POS | MAXH
Sweep: time [ms] | count | points per Section | type	50 | 200 | 10001 | SWE

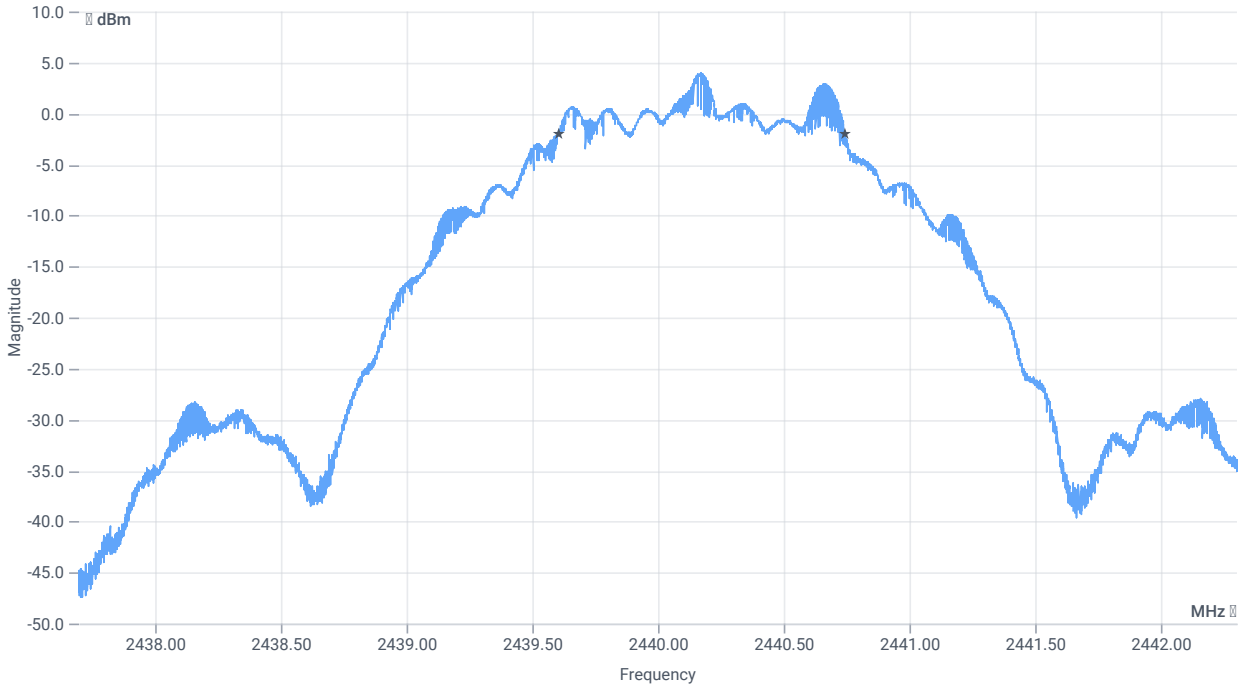

BW 6dB

RESULT

DESCRIPTION	LOWER LIMIT	UPPER LIMIT	MEASURED	UNIT	VERDICT
DTS Bandwidth (6dB)	500	---	1141	kHz	PASS

Verdict
PASS

FCC 15.247 # Bandwidth 6dB DTS ~ BT LE 2 Msps

References

TC start	09.10.2023 10:18:03
Ambit temp [°C] | humidity [rel%]	0.0 | 0
System version	4.6.2.0
Standard | Version	FCC 15.247 | NI
Method	
Description	FCC 15.247 Bandwidth 6dB DTS - BT LE 2 Msps
Information	

EUT Common Settings BT Low Energy

Intermodulation Value N	3
Image Freq. Low | Mid | High [MHz]	0 | 0 | 0
Power Class	2
1 Mbps supported	True | TXpayload 255 | RXpayload 255
2 Mbps supported	True | TXpayload 255 | RXpayload 255
Longrange S8 supported	False | TXpayload 255 | RXpayload 255
Longrange S2 supported	False | TXpayload 255 | RXpayload 255
Signaling Settings	None | HCI | 1 | 2400 | None | S1 | None | On
Signaling RF Settings	RF1com | 0 | 0 | On |
User Interaction	No
Switch Matrix & Pathcompensation enabled	Yes

Test Parameter

Technology to test	BT LE 2 Msps
Antenna port used	1
Temperature	nom
Voltage	nom
Frequency low to test	True | Freq [MHz] 2404
Frequency mid to test	False | Freq [MHz] 2440
Frequency high to test	False | Freq [MHz] 2478
Auto control enabled power supply | Climatic Box	No | No
Additional path loss [dB]	0.3
Full path name | type	EUT - SignalingUnit - SpectrumAnalyzer

Equipment

Signal analyzer,Rohde&Schwarz,FSV-30,1321.3008K30/103170,3.60
Signaling unit,Rohde&Schwarz,CMW,1201.0002k75/102550,4.0.190

Equipment

Switch matrix,CTCadvanced,RSM-1 NI DAQ,31534892,NI

Test at TX 2404 MHz

RESULT: Reference Power cond.

DESCRIPTION	LOWER LIMIT	UPPER LIMIT	MEASURED	UNIT	VERDICT
Ref. Power 1MHz/1MHz cond.	---	---	4.81	dBm	INFO
Ref. Frequency	---	---	2404.700	MHz	INFO

READ SA SETTINGS:

RefLevel [dBm] | RefLevelOffset [dB] | InpAtt [dB]	9.81 | 10.9 | 15
Start [MHz] | Stop [MHz]	2401.700 | 2406.300
RBW [MHz] | VBW [MHz]	0.100000 | 0.300000
Detector | TraceMode	POS | MAXH
Sweep: time [ms] | count | points per Section | type	50 | 200 | 10001 | SWE

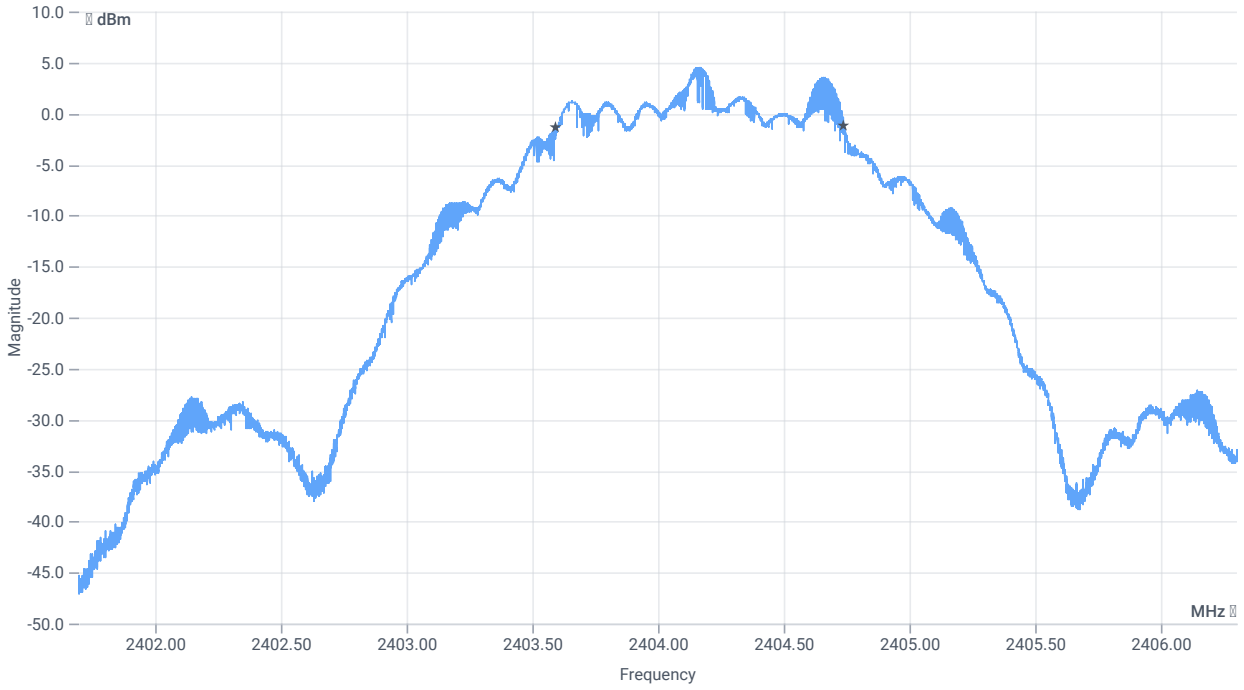

BW 6dB

RESULT

DESCRIPTION	LOWER LIMIT	UPPER LIMIT	MEASURED	UNIT	VERDICT
DTS Bandwidth (6dB)	500	---	1144	kHz	PASS

Verdict
PASS

FCC 15.247 # Bandwidth 6dB DTS ~ BT LE 1 Msps

References

TC start	09.10.2023 10:06:27
Ambit temp [°C] | humidity [rel%]	0.0 | 0
System version	4.6.2.0
Standard | Version	FCC 15.247 | NI
Method	
Description	FCC 15.247 Bandwidth 6dB DTS - BT LE 1 Msps
Information	

EUT Common Settings BT Low Energy

Intermodulation Value N	3
Image Freq. Low | Mid | High [MHz]	0 | 0 | 0
Power Class	2
1 Mbps supported	True | TXpayload 255 | RXpayload 255
2 Mbps supported	True | TXpayload 255 | RXpayload 255
Longrange S8 supported	False | TXpayload 255 | RXpayload 255
Longrange S2 supported	False | TXpayload 255 | RXpayload 255
Signaling Settings	None | HCI | 1 | 2400 | None | S1 | None | On
Signaling RF Settings	RF1com | 0 | 0 | On |
User Interaction	No
Switch Matrix & Pathcompensation enabled	Yes

Test Parameter

Technology to test	BT LE 1 Msps
Antenna port used	1
Temperature	nom
Voltage	nom
Frequency low to test	False | Freq [MHz] 2402
Frequency mid to test	False | Freq [MHz] 2440
Frequency high to test	True | Freq [MHz] 2480
Auto control enabled power supply | Climatic Box	No | No
Additional path loss [dB]	0.3
Full path name | type	EUT - SignalingUnit - SpectrumAnalyzer

Equipment

Signal analyzer,Rohde&Schwarz,FSV-30,1321.3008K30/103170,3.60
Signaling unit,Rohde&Schwarz,CMW,1201.0002k75/102550,4.0.190

Equipment

Switch matrix,CTCadvanced,RSM-1 NI DAQ,31534892,NI

Test at TX 2480 MHz

RESULT: Reference Power cond.

DESCRIPTION	LOWER LIMIT	UPPER LIMIT	MEASURED	UNIT	VERDICT
Ref. Power 1MHz/1MHz cond.	---	---	3.89	dBm	INFO
Ref. Frequency	---	---	2480.400	MHz	INFO

READ SA SETTINGS:

RefLevel [dBm] | RefLevelOffset [dB] | InpAtt [dB]	8.89 | 11.01 | 15
Start [MHz] | Stop [MHz]	2479.000 | 2481.000
RBW [MHz] | VBW [MHz]	0.100000 | 0.300000
Detector | TraceMode	POS | MAXH
Sweep: time [ms] | count | points per Section | type	50 | 200 | 10001 | SWE

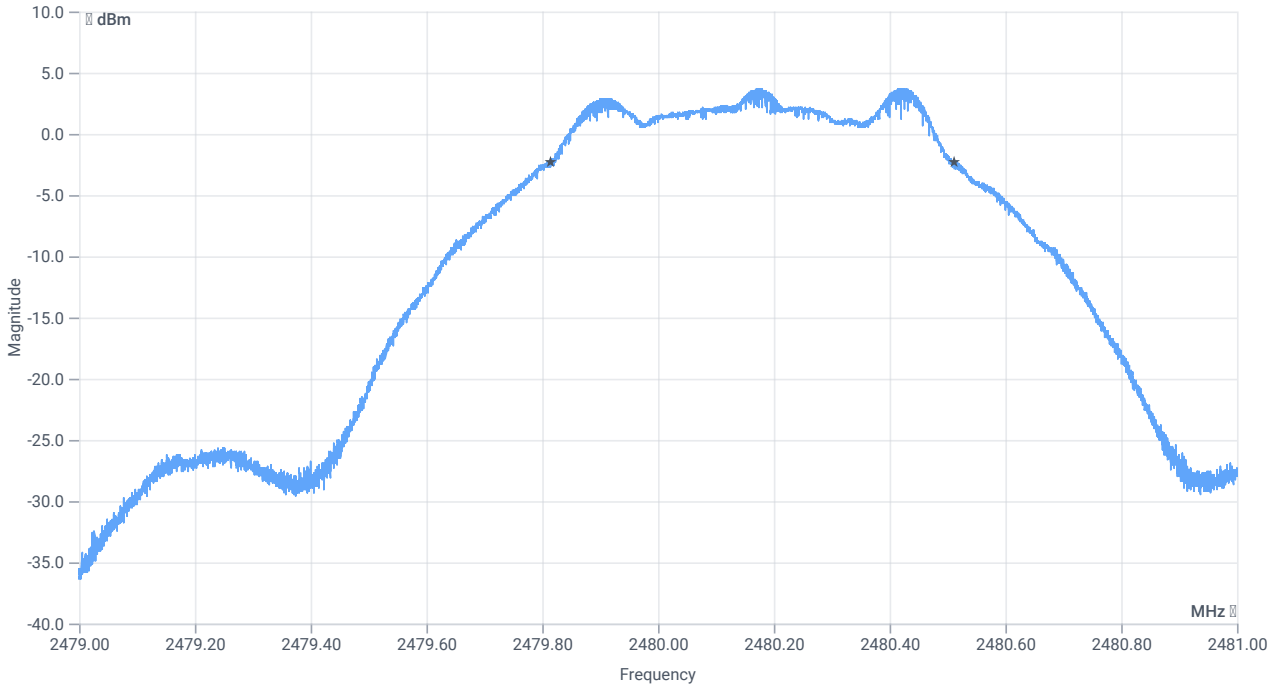

BW 6dB

RESULT

DESCRIPTION	LOWER LIMIT	UPPER LIMIT	MEASURED	UNIT	VERDICT
DTS Bandwidth (6dB)	500	---	698	kHz	PASS

Verdict
PASS

FCC 15.247 # Bandwidth 6dB DTS ~ BT LE 1 Msps

References

TC start	09.10.2023 09:52:34
Ambit temp [°C] | humidity [rel%]	0.0 | 0
System version	4.6.2.0
Standard | Version	FCC 15.247 | NI
Method	
Description	FCC 15.247 Bandwidth 6dB DTS - BT LE 1 Msps
Information	

EUT Common Settings BT Low Energy

Intermodulation Value N	3
Image Freq. Low | Mid | High [MHz]	0 | 0 | 0
Power Class	2
1 Mbps supported	True | TXpayload 255 | RXpayload 255
2 Mbps supported	True | TXpayload 255 | RXpayload 255
Longrange S8 supported	False | TXpayload 255 | RXpayload 255
Longrange S2 supported	False | TXpayload 255 | RXpayload 255
Signaling Settings	None | HCI | 1 | 2400 | None | S1 | None | On
Signaling RF Settings	RF1com | 0 | 0 | On |
User Interaction	No
Switch Matrix & Pathcompensation enabled	Yes

Test Parameter

Technology to test	BT LE 1 Msps
Antenna port used	1
Temperature	nom
Voltage	nom
Frequency low to test	False | Freq [MHz] 2402
Frequency mid to test	True | Freq [MHz] 2440
Frequency high to test	False | Freq [MHz] 2480
Auto control enabled power supply | Climatic Box	No | No
Additional path loss [dB]	0.3
Full path name | type	EUT - SignalingUnit - SpectrumAnalyzer

Equipment

Signal analyzer,Rohde&Schwarz,FSV-30,1321.3008K30/103170,3.60
Signaling unit,Rohde&Schwarz,CMW,1201.0002k75/102550,4.0.190

Equipment

Switch matrix,CTCadvanced,RSM-1 NI DAQ,31534892,NI

Test at TX 2440 MHz

RESULT: Reference Power cond.

DESCRIPTION	LOWER LIMIT	UPPER LIMIT	MEASURED	UNIT	VERDICT
Ref. Power 1MHz/1MHz cond.	---	---	4.23	dBm	INFO
Ref. Frequency	---	---	2440.400	MHz	INFO

READ SA SETTINGS:

RefLevel [dBm] | RefLevelOffset [dB] | InpAtt [dB]	9.23 | 10.96 | 15
Start [MHz] | Stop [MHz]	2439.000 | 2441.000
RBW [MHz] | VBW [MHz]	0.100000 | 0.300000
Detector | TraceMode	POS | MAXH
Sweep: time [ms] | count | points per Section | type	50 | 200 | 10001 | SWE

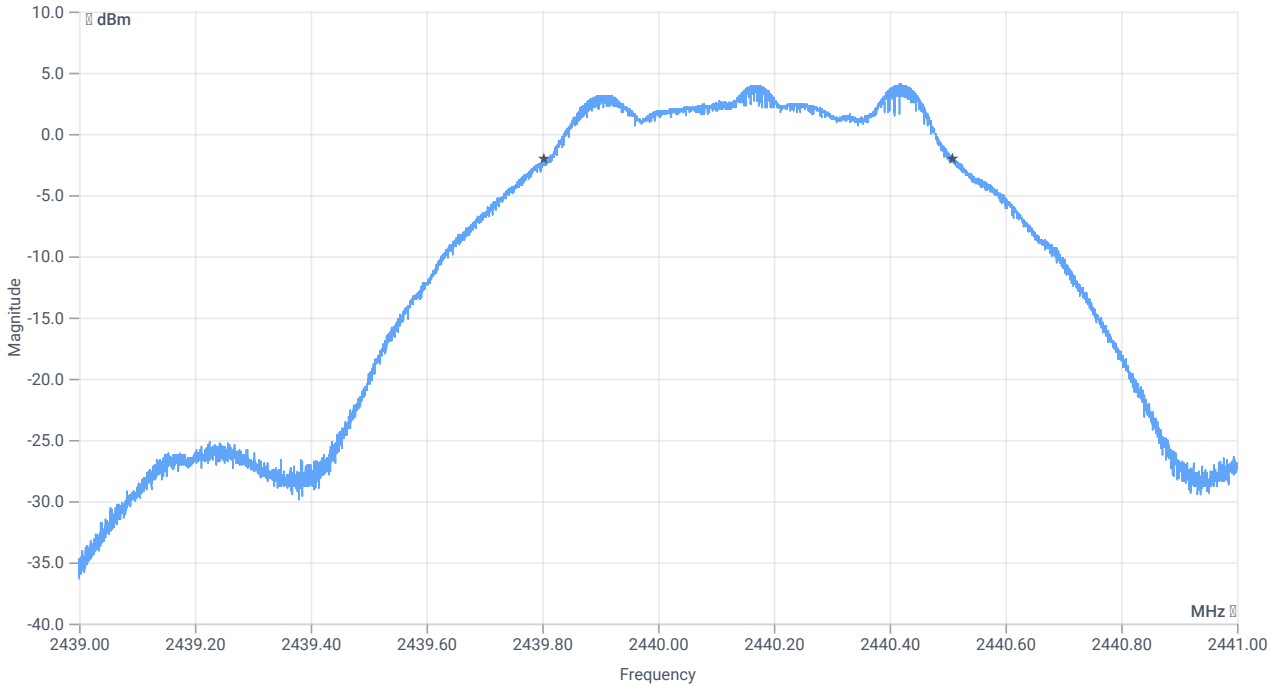

BW 6dB

RESULT

DESCRIPTION	LOWER LIMIT	UPPER LIMIT	MEASURED	UNIT	VERDICT
DTS Bandwidth (6dB)	500	---	705	kHz	PASS

Verdict
PASS

FCC 15.247 # Bandwidth 6dB DTS ~ BT LE 1 Msps

References

TC start	09.10.2023 09:42:05
Ambit temp [°C] | humidity [rel%]	0.0 | 0
System version	4.6.2.0
Standard | Version	FCC 15.247 | NI
Method	
Description	FCC 15.247 Bandwidth 6dB DTS - BT LE 1 Msps
Information	

EUT Common Settings BT Low Energy

Intermodulation Value N	3
Image Freq. Low | Mid | High [MHz]	0 | 0 | 0
Power Class	2
1 Mbps supported	True | TXpayload 255 | RXpayload 255
2 Mbps supported	True | TXpayload 255 | RXpayload 255
Longrange S8 supported	False | TXpayload 255 | RXpayload 255
Longrange S2 supported	False | TXpayload 255 | RXpayload 255
Signaling Settings	None | HCI | 1 | 2400 | None | S1 | None | On
Signaling RF Settings	RF1com | 0 | 0 | On |
User Interaction	No
Switch Matrix & Pathcompensation enabled	Yes

Test Parameter

Technology to test	BT LE 1 Msps
Antenna port used	1
Temperature	nom
Voltage	nom
Frequency low to test	True | Freq [MHz] 2402
Frequency mid to test	False | Freq [MHz] 2440
Frequency high to test	False | Freq [MHz] 2480
Auto control enabled power supply | Climatic Box	No | No
Additional path loss [dB]	0.3
Full path name | type	EUT - SignalingUnit - SpectrumAnalyzer

Equipment

Signal analyzer,Rohde&Schwarz,FSV-30,1321.3008K30/103170,3.60
Signaling unit,Rohde&Schwarz,CMW,1201.0002k75/102550,4.0.190

Equipment

Switch matrix,CTCadvanced,RSM-1 NI DAQ,31534892,NI

Test at TX 2402 MHz

RESULT: Reference Power cond.

DESCRIPTION	LOWER LIMIT	UPPER LIMIT	MEASURED	UNIT	VERDICT
Ref. Power 1MHz/1MHz cond.	---	---	4.90	dBm	INFO
Ref. Frequency	---	---	2402.400	MHz	INFO

READ SA SETTINGS:

RefLevel [dBm] | RefLevelOffset [dB] | InpAtt [dB]	9.90 | 10.89 | 15
Start [MHz] | Stop [MHz]	2401.000 | 2403.000
RBW [MHz] | VBW [MHz]	0.100000 | 0.300000
Detector | TraceMode	POS | MAXH
Sweep: time [ms] | count | points per Section | type	50 | 200 | 10001 | SWE

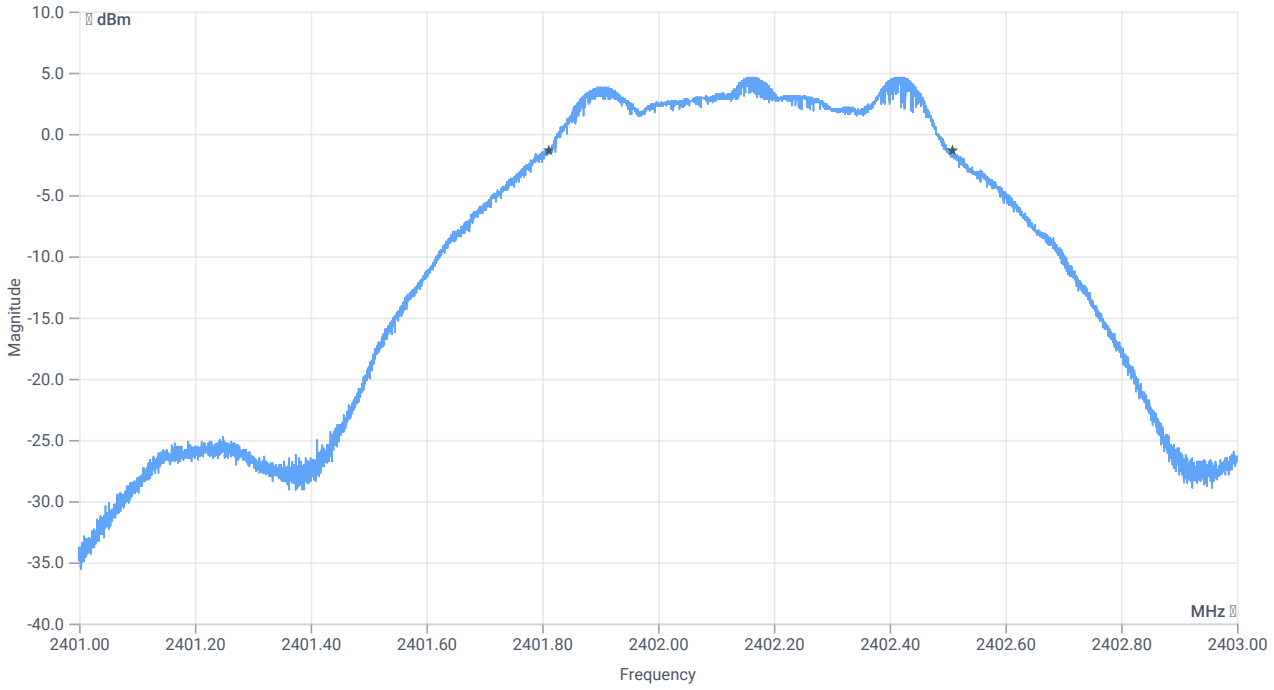

BW 6dB

RESULT

DESCRIPTION	LOWER LIMIT	UPPER LIMIT	MEASURED	UNIT	VERDICT
DTS Bandwidth (6dB)	500	---	699	kHz	PASS

Verdict
PASS

FCC 15.247, ISED RSS247 # Bandwidth 99PCT and 20dB ~ BT LE 2 Msps

References

TC start	09.10.2023 10:53:06
Ambit temp [°C] | humidity [rel%]	0.0 | 0
System version	4.6.2.0
Standard | Version	FCC 15.247, ISED RSS247 | NI
Method	
Description	FCC 15.247 Bandwidth 99PCT-20dB DTS - BT LE 2 Msps
Information	

EUT Common Settings BT Low Energy

Intermodulation Value N	3
Image Freq. Low | Mid | High [MHz]	0 | 0 | 0
Power Class	2
1 Mbps supported	True | TXpayload 255 | RXpayload 255
2 Mbps supported	True | TXpayload 255 | RXpayload 255
Longrange S8 supported	False | TXpayload 255 | RXpayload 255
Longrange S2 supported	False | TXpayload 255 | RXpayload 255
Signaling Settings	None | HCI | 1 | 2400 | None | S1 | None | On
Signaling RF Settings	RF1com | 0 | 0 | On |
User Interaction	No
Switch Matrix & Pathcompensation enabled	Yes

Test Parameter

Technology to test	BT LE 2 Msps
Antenna port used	1
Temperature	nom
Voltage	nom
Frequency low to test	False | Freq [MHz] 2404
Frequency mid to test	False | Freq [MHz] 2440
Frequency high to test	True | Freq [MHz] 2478
Auto control enabled power supply | Climatic Box	No | No
Additional path loss [dB]	0.3
Full path name | type	EUT - SignalingUnit - SpectrumAnalyzer

Equipment

Signal analyzer,Rohde&Schwarz,FSV-30,1321.3008K30/103170,3.60

Equipment

Signaling unit,Rohde&Schwarz,CMW,1201.0002k75/102550,4.0.190
Switch matrix,CTCadvanced,RSM-1 NI DAQ,31534892,NI

Test at TX 2478 MHz

RESULT: Reference Power cond.

DESCRIPTION	LOWER LIMIT	UPPER LIMIT	MEASURED	UNIT	VERDICT
Ref. Power 1MHz/1MHz cond.	---	---	3.95	dBm	INFO
Ref. Frequency	---	---	2478.700	MHz	INFO

READ SA SETTINGS:

RefLevel [dBm] | RefLevelOffset [dB] | InpAtt [dB]	8.95 | 11 | 15
Start [MHz] | Stop [MHz]	2475.700 | 2480.300
RBW [MHz] | VBW [MHz]	0.050000 | 0.200000
Detector | TraceMode	POS | MAXH
Sweep: time [ms] | count | points per Section | type	50 | 200 | 10001 | SWE

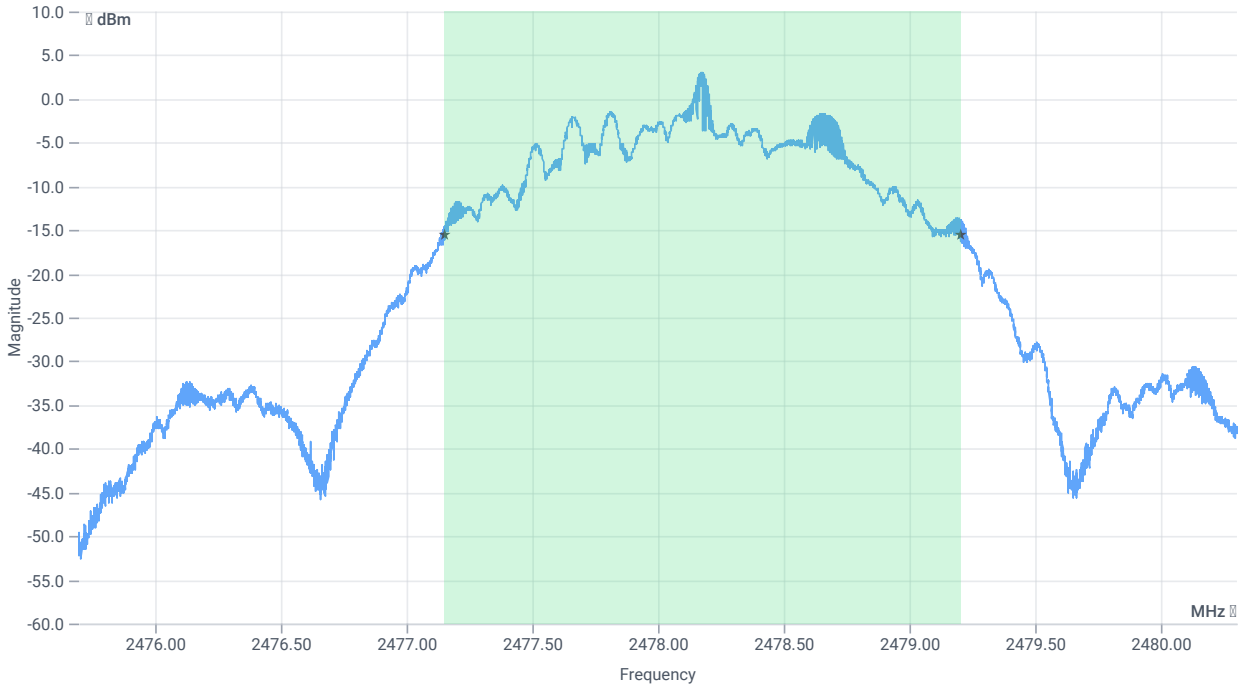

BW 99PCT

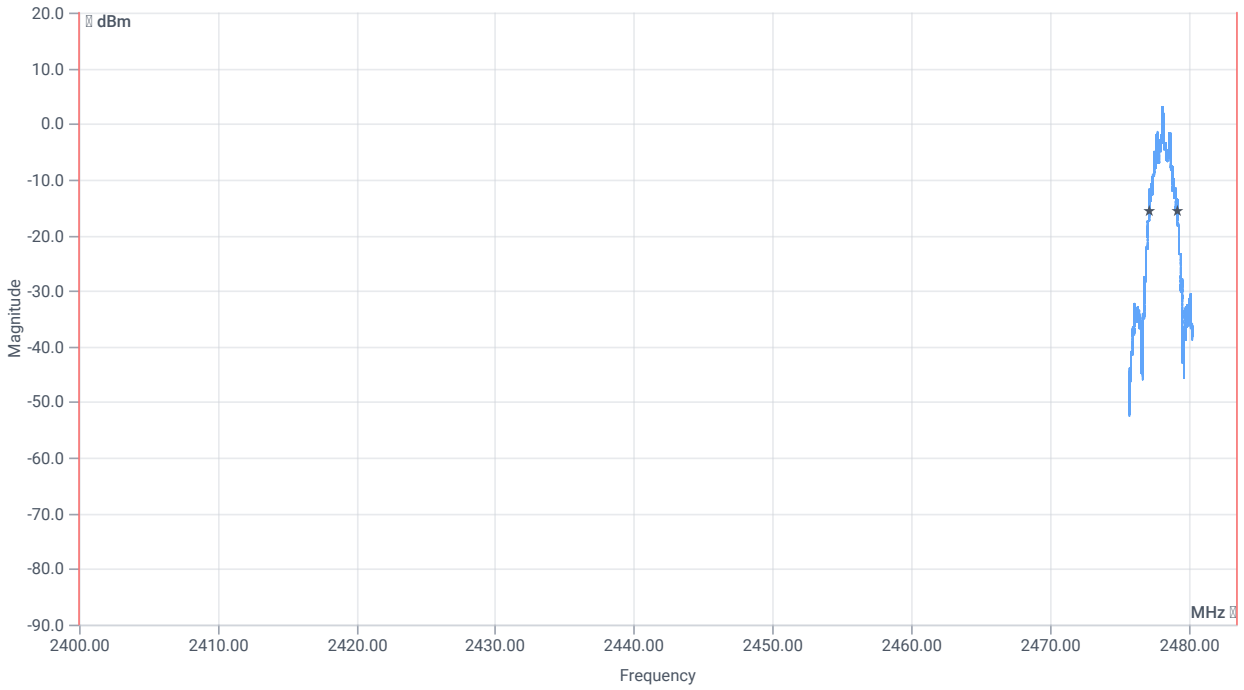

BW within Band 99PCT

RESULT

DESCRIPTION	LOWER LIMIT	UPPER LIMIT	MEASURED	UNIT	VERDICT
Bandwidth 99%	---	---	2044.000	kHz	INFO
T1 99%	2400.000000	---	2477.1555	MHz	PASS
T2 99%	---	2483.500000	2479.1996	MHz	PASS

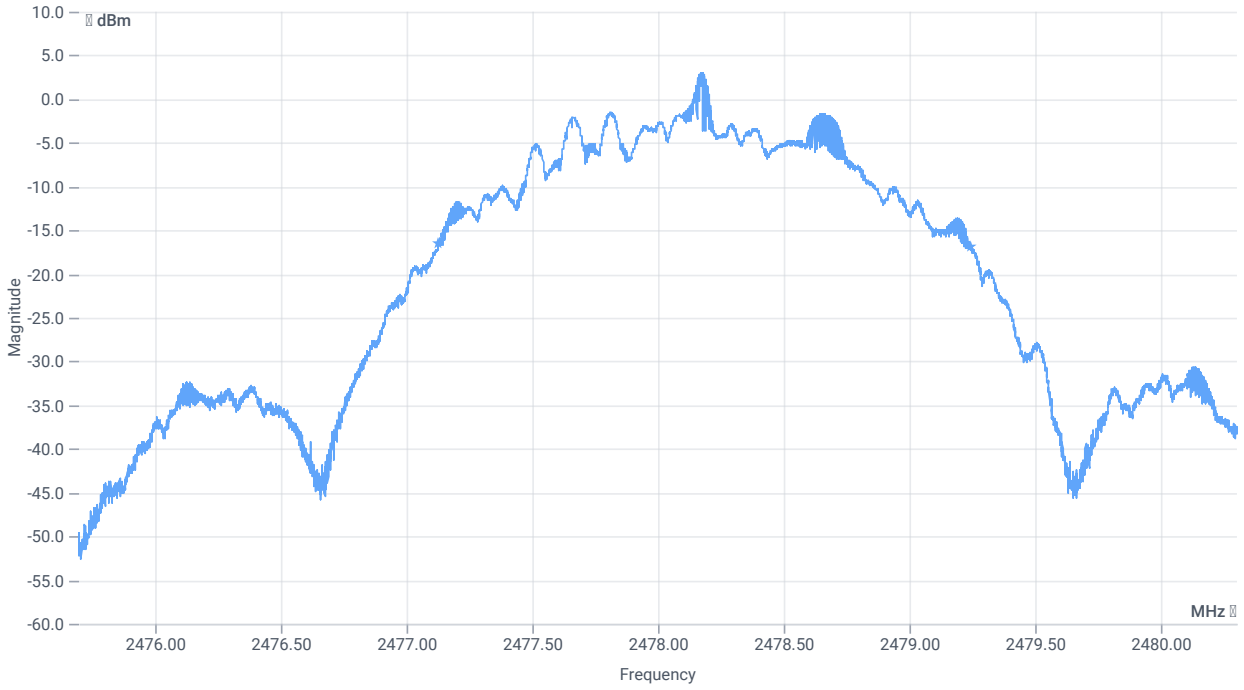

BW 20dB

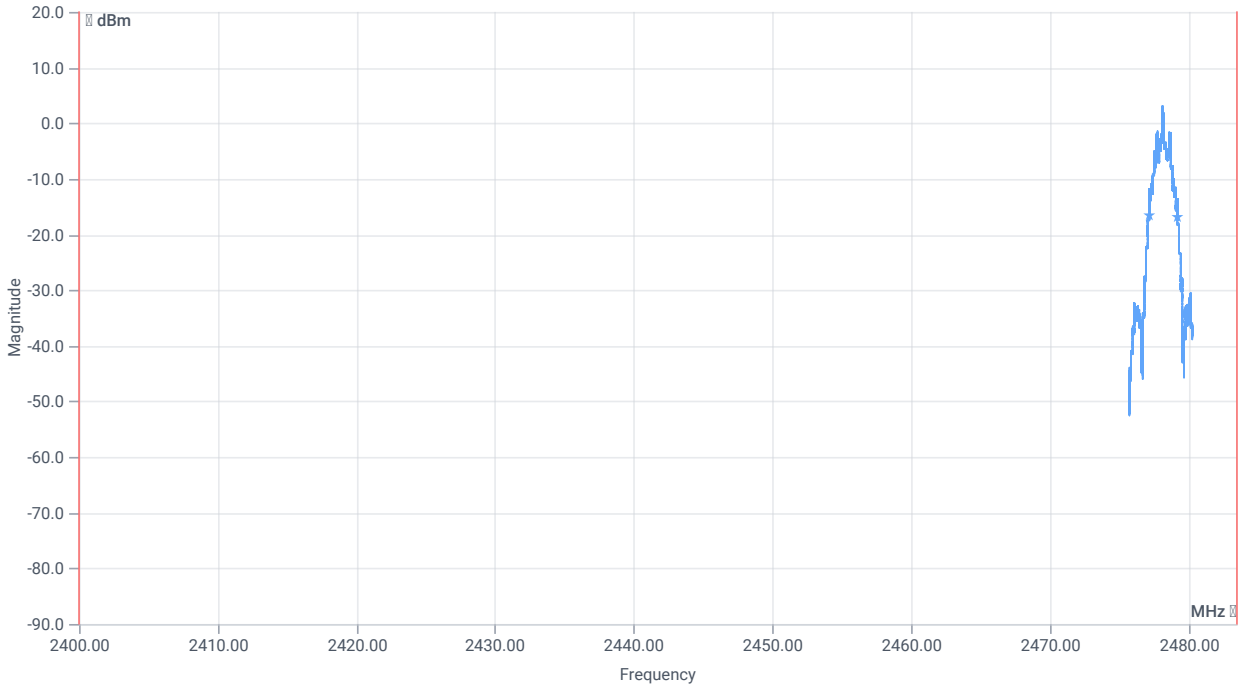

BW within Band 20dB

RESULT

DESCRIPTION	LOWER LIMIT	UPPER LIMIT	MEASURED	UNIT	VERDICT
Bandwidth 20dB	---	---	2118	kHz	INFO
T1 20DB	2400.000000	---	2477.1260	MHz	PASS
T2 20dB	---	2483.500000	2479.2438	MHz	PASS

Verdict
PASS

FCC 15.247, ISED RSS247 # Bandwidth 99PCT and 20dB ~ BT LE 2 Msps

References

TC start	09.10.2023 10:37:19
Ambit temp [°C] | humidity [rel%]	0.0 | 0
System version	4.6.2.0
Standard | Version	FCC 15.247, ISED RSS247 | NI
Method	
Description	FCC 15.247 Bandwidth 99PCT-20dB DTS - BT LE 2 Msps
Information	

EUT Common Settings BT Low Energy

Intermodulation Value N	3
Image Freq. Low | Mid | High [MHz]	0 | 0 | 0
Power Class	2
1 Mbps supported	True | TXpayload 255 | RXpayload 255
2 Mbps supported	True | TXpayload 255 | RXpayload 255
Longrange S8 supported	False | TXpayload 255 | RXpayload 255
Longrange S2 supported	False | TXpayload 255 | RXpayload 255
Signaling Settings	None | HCI | 1 | 2400 | None | S1 | None | On
Signaling RF Settings	RF1com | 0 | 0 | On |
User Interaction	No
Switch Matrix & Pathcompensation enabled	Yes

Test Parameter

Technology to test	BT LE 2 Msps
Antenna port used	1
Temperature	nom
Voltage	nom
Frequency low to test	False | Freq [MHz] 2404
Frequency mid to test	True | Freq [MHz] 2440
Frequency high to test	False | Freq [MHz] 2478
Auto control enabled power supply | Climatic Box	No | No
Additional path loss [dB]	0.3
Full path name | type	EUT - SignalingUnit - SpectrumAnalyzer

Equipment

Signal analyzer,Rohde&Schwarz,FSV-30,1321.3008K30/103170,3.60

Equipment

Signaling unit,Rohde&Schwarz,CMW,1201.0002k75/102550,4.0.190
Switch matrix,CTCadvanced,RSM-1 NI DAQ,31534892,NI

Test at TX 2440 MHz

RESULT: Reference Power cond.

DESCRIPTION	LOWER LIMIT	UPPER LIMIT	MEASURED	UNIT	VERDICT
Ref. Power 1MHz/1MHz cond.	---	---	4.24	dBm	INFO
Ref. Frequency	---	---	2440.700	MHz	INFO

READ SA SETTINGS:

RefLevel [dBm] | RefLevelOffset [dB] | InpAtt [dB]	9.24 | 10.96 | 15
Start [MHz] | Stop [MHz]	2437.700 | 2442.300
RBW [MHz] | VBW [MHz]	0.050000 | 0.200000
Detector | TraceMode	POS | MAXH
Sweep: time [ms] | count | points per Section | type	50 | 200 | 10001 | SWE

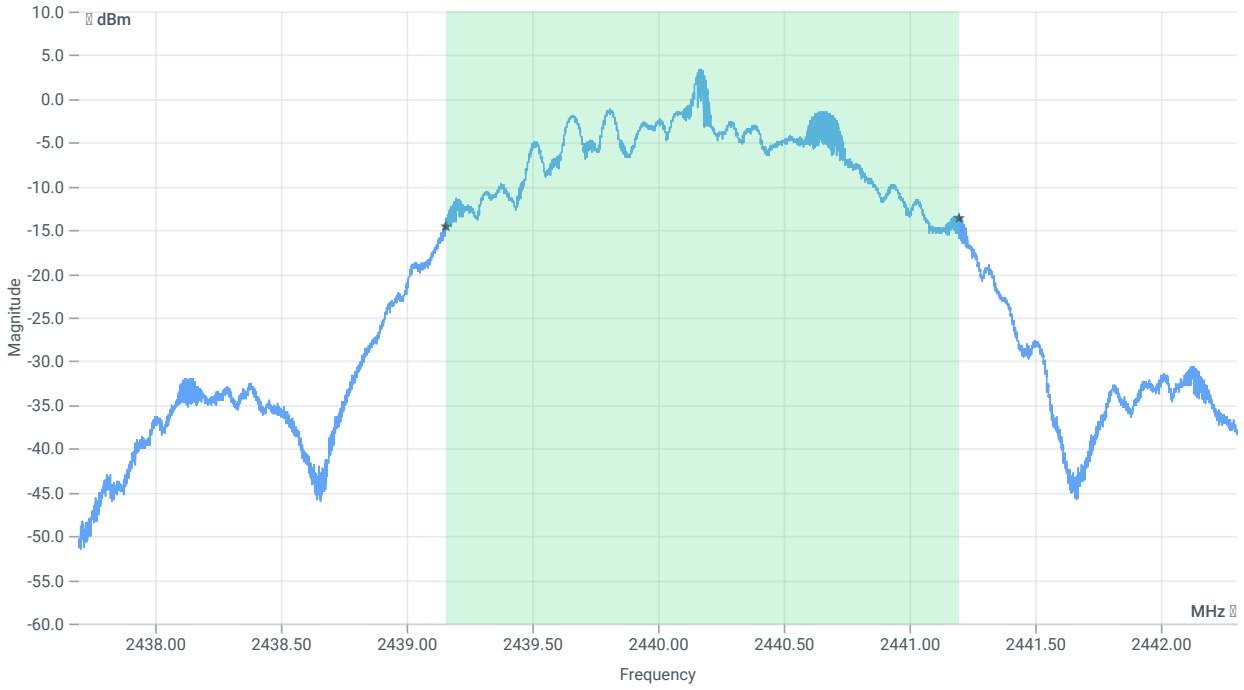

BW 99PCT

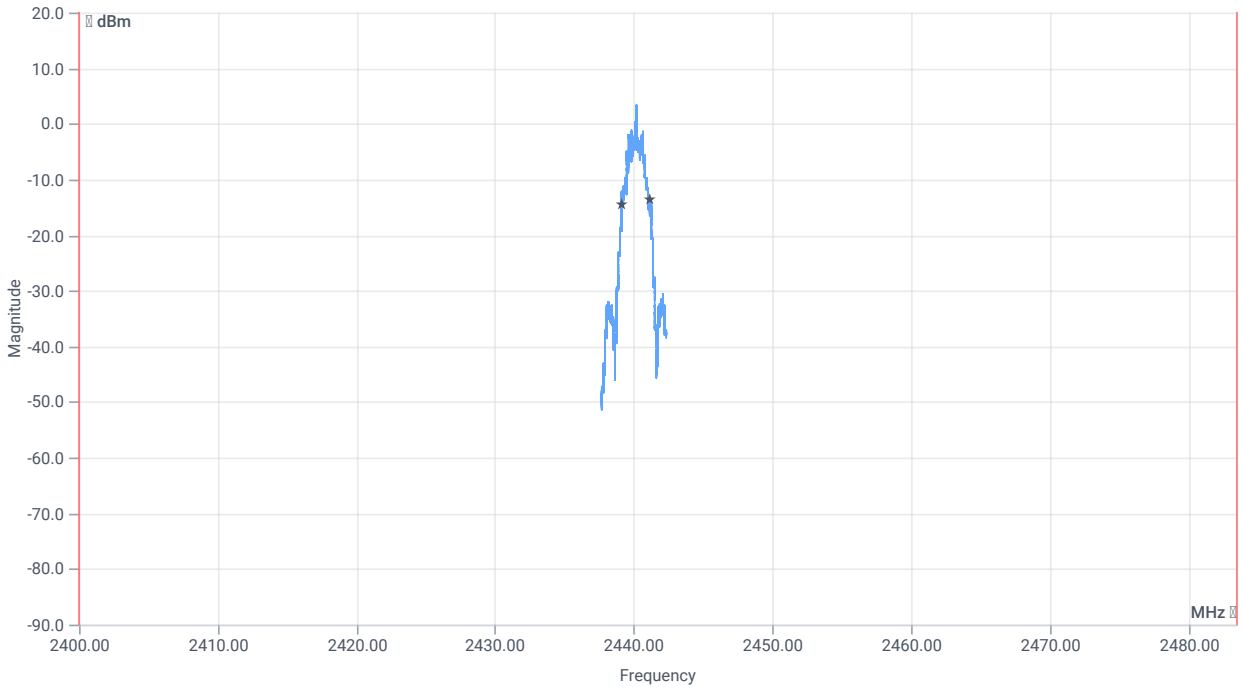

BW within Band 99PCT

RESULT

DESCRIPTION	LOWER LIMIT	UPPER LIMIT	MEASURED	UNIT	VERDICT
Bandwidth 99%	---	---	2041.000	kHz	INFO
T1 99%	2400.000000	---	2439.1560	MHz	PASS
T2 99%	---	2483.500000	2441.1968	MHz	PASS

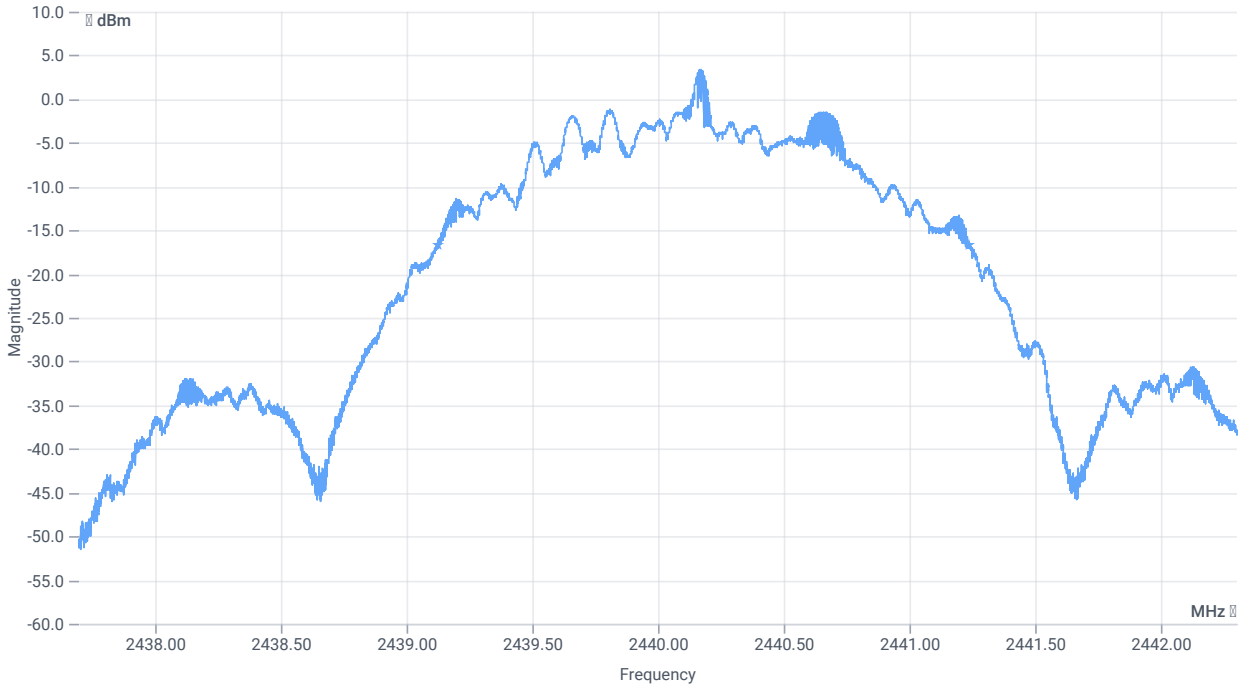

BW 20dB

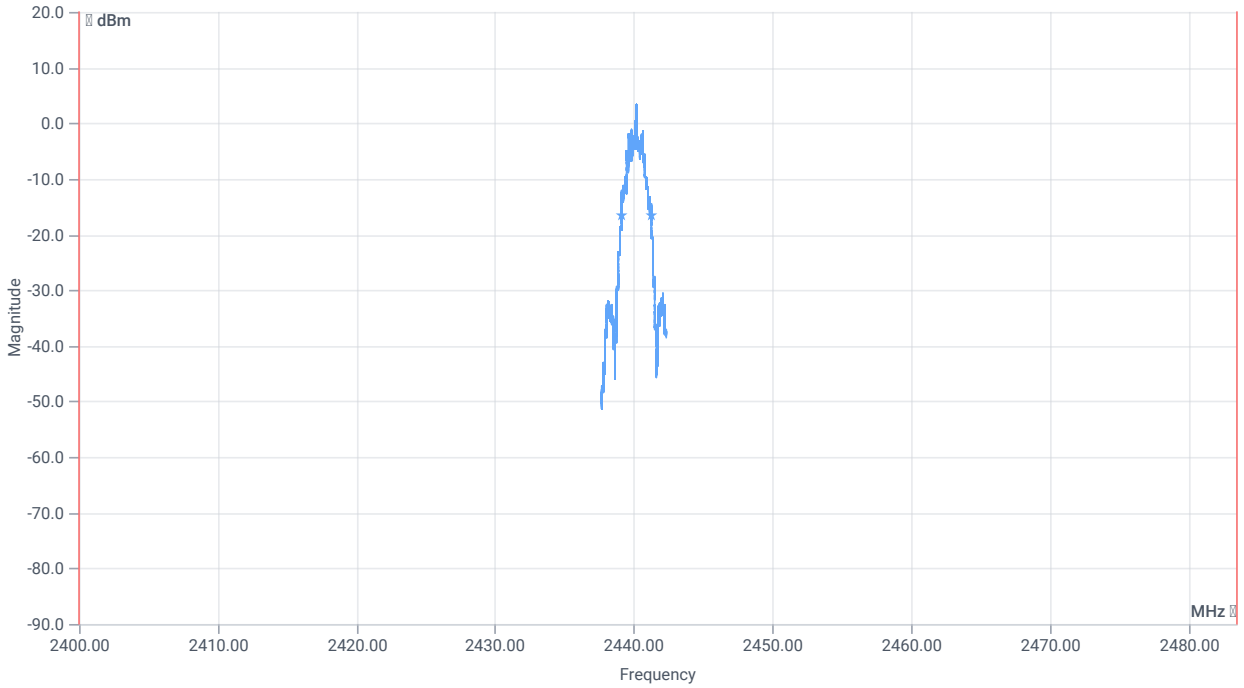

BW within Band 20dB

RESULT

DESCRIPTION	LOWER LIMIT	UPPER LIMIT	MEASURED	UNIT	VERDICT
Bandwidth 20dB	---	---	2114	kHz	INFO
T1 20DB	2400.000000	---	2439.1232	MHz	PASS
T2 20dB	---	2483.500000	2441.2369	MHz	PASS

Verdict
PASS

FCC 15.247, ISED RSS247 # Bandwidth 99PCT and 20dB ~ BT LE 2 Msps

References

TC start	09.10.2023 10:19:17
Ambit temp [°C] | humidity [rel%]	0.0 | 0
System version	4.6.2.0
Standard | Version	FCC 15.247, ISED RSS247 | NI
Method	
Description	FCC 15.247 Bandwidth 99PCT-20dB DTS - BT LE 2 Msps
Information	

EUT Common Settings BT Low Energy

Intermodulation Value N	3
Image Freq. Low | Mid | High [MHz]	0 | 0 | 0
Power Class	2
1 Mbps supported	True | TXpayload 255 | RXpayload 255
2 Mbps supported	True | TXpayload 255 | RXpayload 255
Longrange S8 supported	False | TXpayload 255 | RXpayload 255
Longrange S2 supported	False | TXpayload 255 | RXpayload 255
Signaling Settings	None | HCI | 1 | 2400 | None | S1 | None | On
Signaling RF Settings	RF1com | 0 | 0 | On |
User Interaction	No
Switch Matrix & Pathcompensation enabled	Yes

Test Parameter

Technology to test	BT LE 2 Msps
Antenna port used	1
Temperature	nom
Voltage	nom
Frequency low to test	True | Freq [MHz] 2404
Frequency mid to test	False | Freq [MHz] 2440
Frequency high to test	False | Freq [MHz] 2478
Auto control enabled power supply | Climatic Box	No | No
Additional path loss [dB]	0.3
Full path name | type	EUT - SignalingUnit - SpectrumAnalyzer

Equipment

Signal analyzer,Rohde&Schwarz,FSV-30,1321.3008K30/103170,3.60

Equipment

Signaling unit,Rohde&Schwarz,CMW,1201.0002k75/102550,4.0.190
Switch matrix,CTCadvanced,RSM-1 NI DAQ,31534892,NI

Test at TX 2404 MHz

RESULT: Reference Power cond.

DESCRIPTION	LOWER LIMIT	UPPER LIMIT	MEASURED	UNIT	VERDICT
Ref. Power 1MHz/1MHz cond.	---	---	4.84	dBm	INFO
Ref. Frequency	---	---	2404.700	MHz	INFO

READ SA SETTINGS:

RefLevel [dBm] | RefLevelOffset [dB] | InpAtt [dB]	9.84 | 10.9 | 15
Start [MHz] | Stop [MHz]	2401.700 | 2406.300
RBW [MHz] | VBW [MHz]	0.050000 | 0.200000
Detector | TraceMode	POS | MAXH
Sweep: time [ms] | count | points per Section | type	50 | 200 | 10001 | SWE

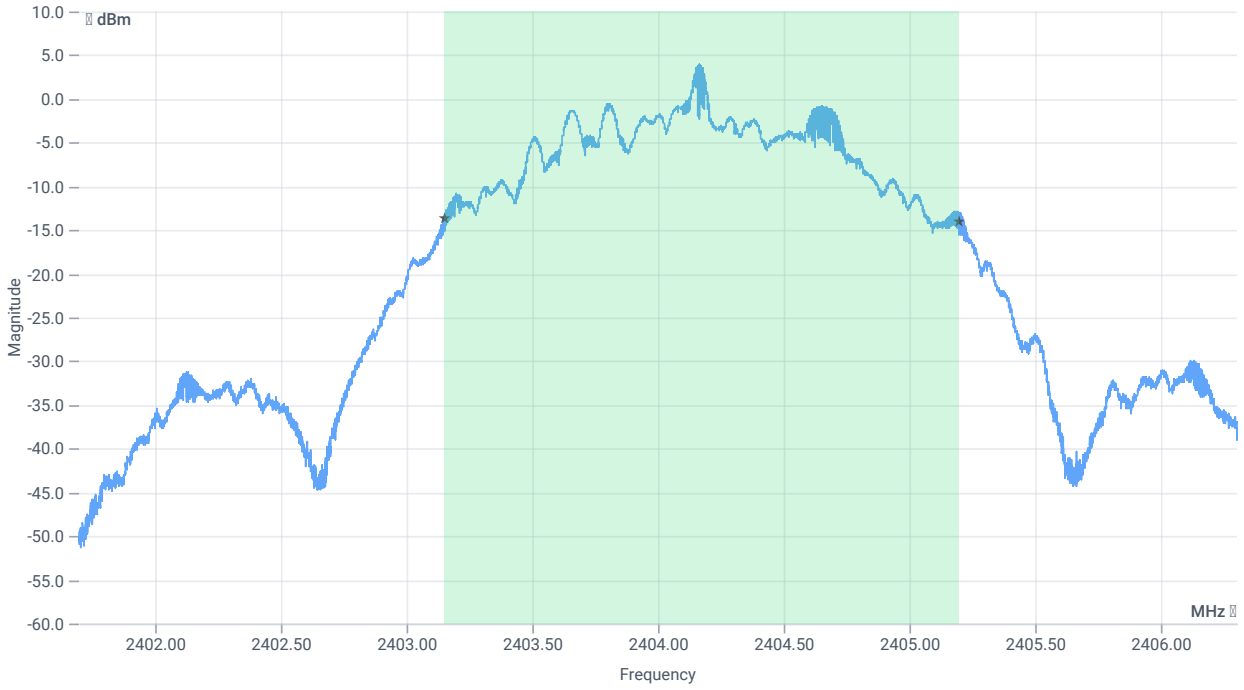

BW 99PCT

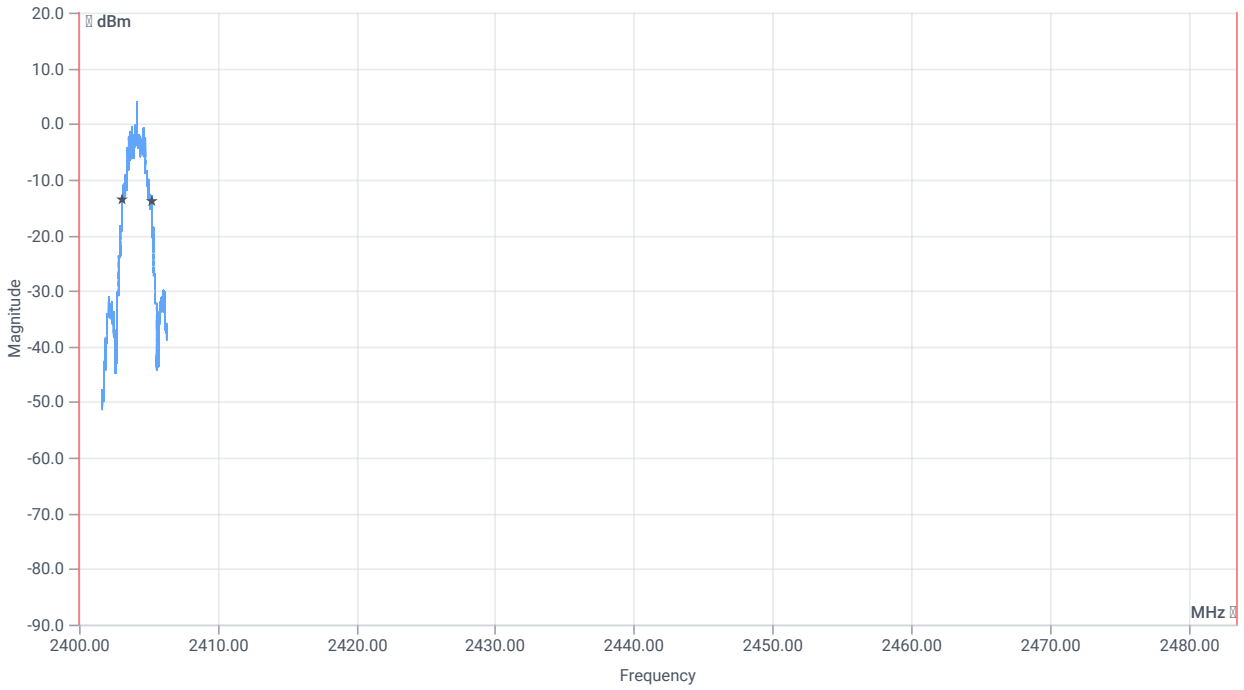

BW within Band 99PCT

RESULT

DESCRIPTION	LOWER LIMIT	UPPER LIMIT	MEASURED	UNIT	VERDICT
Bandwidth 99%	---	---	2040.000	kHz	INFO
T1 99%	2400.000000	---	2403.1546	MHz	PASS
T2 99%	---	2483.500000	2405.1950	MHz	PASS

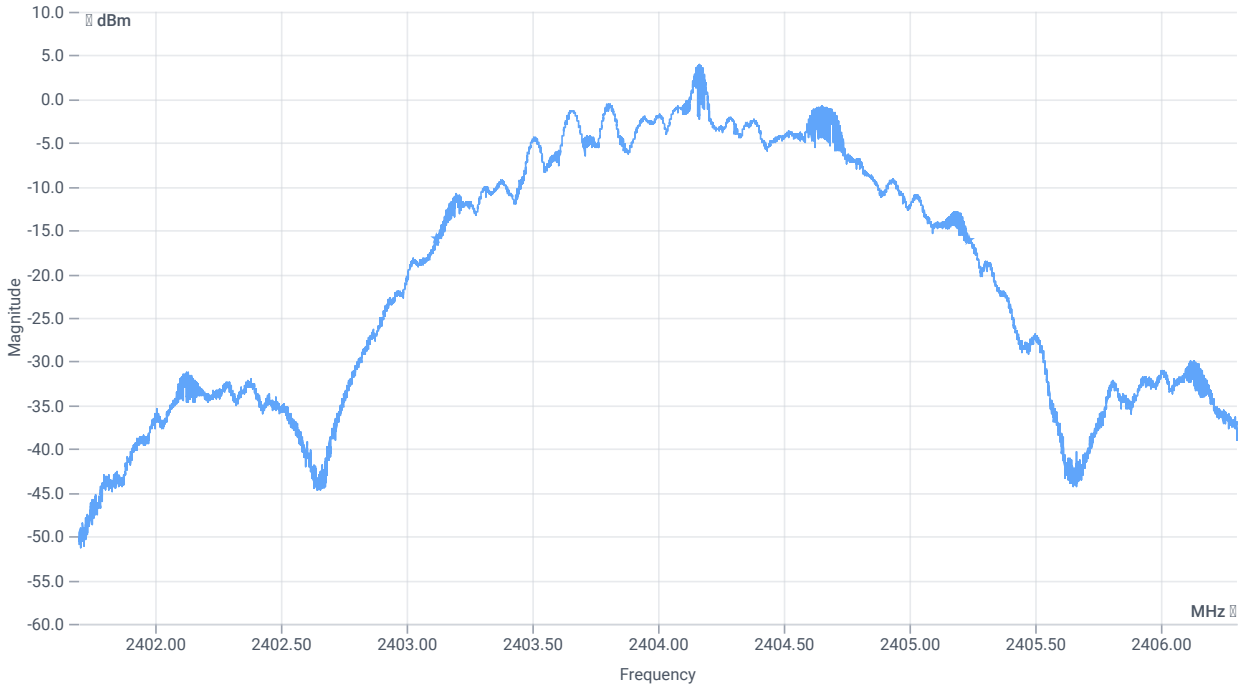

BW 20dB

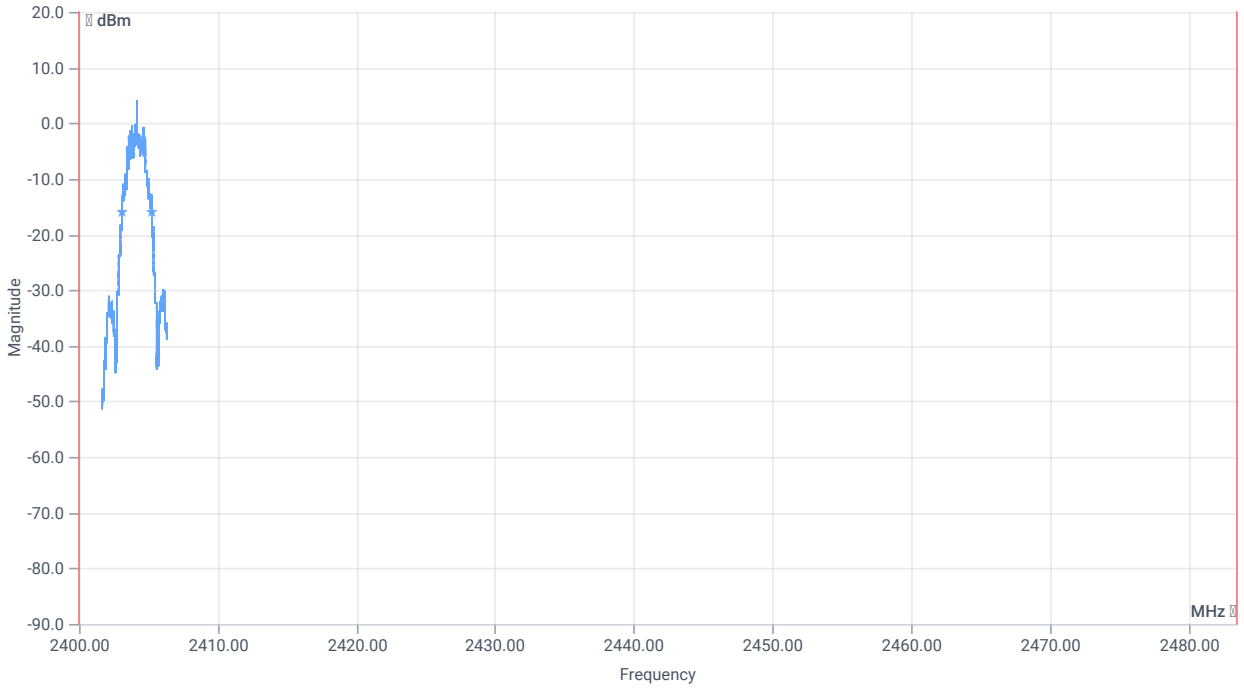

BW within Band 20dB

RESULT

DESCRIPTION	LOWER LIMIT	UPPER LIMIT	MEASURED	UNIT	VERDICT
Bandwidth 20dB	---	---	2114	kHz	INFO
T1 20DB	2400.000000	---	2403.1219	MHz	PASS
T2 20dB	---	2483.500000	2405.2360	MHz	PASS

Verdict
PASS

FCC 15.247, ISED RSS247 # Bandwidth 99PCT and 20dB ~ BT LE 1 Msps

References

TC start	09.10.2023 10:07:40
Ambit temp [°C] | humidity [rel%]	0.0 | 0
System version	4.6.2.0
Standard | Version	FCC 15.247, ISED RSS247 | NI
Method	
Description	FCC 15.247 Bandwidth 99PCT-20dB DTS - BT LE 1 Msps
Information	

EUT Common Settings BT Low Energy

Intermodulation Value N	3
Image Freq. Low | Mid | High [MHz]	0 | 0 | 0
Power Class	2
1 Mbps supported	True | TXpayload 255 | RXpayload 255
2 Mbps supported	True | TXpayload 255 | RXpayload 255
Longrange S8 supported	False | TXpayload 255 | RXpayload 255
Longrange S2 supported	False | TXpayload 255 | RXpayload 255
Signaling Settings	None | HCI | 1 | 2400 | None | S1 | None | On
Signaling RF Settings	RF1com | 0 | 0 | On |
User Interaction	No
Switch Matrix & Pathcompensation enabled	Yes

Test Parameter

Technology to test	BT LE 1 Msps
Antenna port used	1
Temperature	nom
Voltage	nom
Frequency low to test	False | Freq [MHz] 2402
Frequency mid to test	False | Freq [MHz] 2440
Frequency high to test	True | Freq [MHz] 2480
Auto control enabled power supply | Climatic Box	No | No
Additional path loss [dB]	0.3
Full path name | type	EUT - SignalingUnit - SpectrumAnalyzer

Equipment

Signal analyzer,Rohde&Schwarz,FSV-30,1321.3008K30/103170,3.60

Equipment

Signaling unit,Rohde&Schwarz,CMW,1201.0002k75/102550,4.0.190
Switch matrix,CTCadvanced,RSM-1 NI DAQ,31534892,NI

Test at TX 2480 MHz

RESULT: Reference Power cond.

DESCRIPTION	LOWER LIMIT	UPPER LIMIT	MEASURED	UNIT	VERDICT
Ref. Power 1MHz/1MHz cond.	---	---	3.89	dBm	INFO
Ref. Frequency	---	---	2480.400	MHz	INFO

READ SA SETTINGS:

RefLevel [dBm] | RefLevelOffset [dB] | InpAtt [dB]	8.89 | 11.01 | 15
Start [MHz] | Stop [MHz]	2479.000 | 2481.000
RBW [MHz] | VBW [MHz]	0.020000 | 0.100000
Detector | TraceMode	POS | MAXH
Sweep: time [ms] | count | points per Section | type	50 | 200 | 10001 | SWE

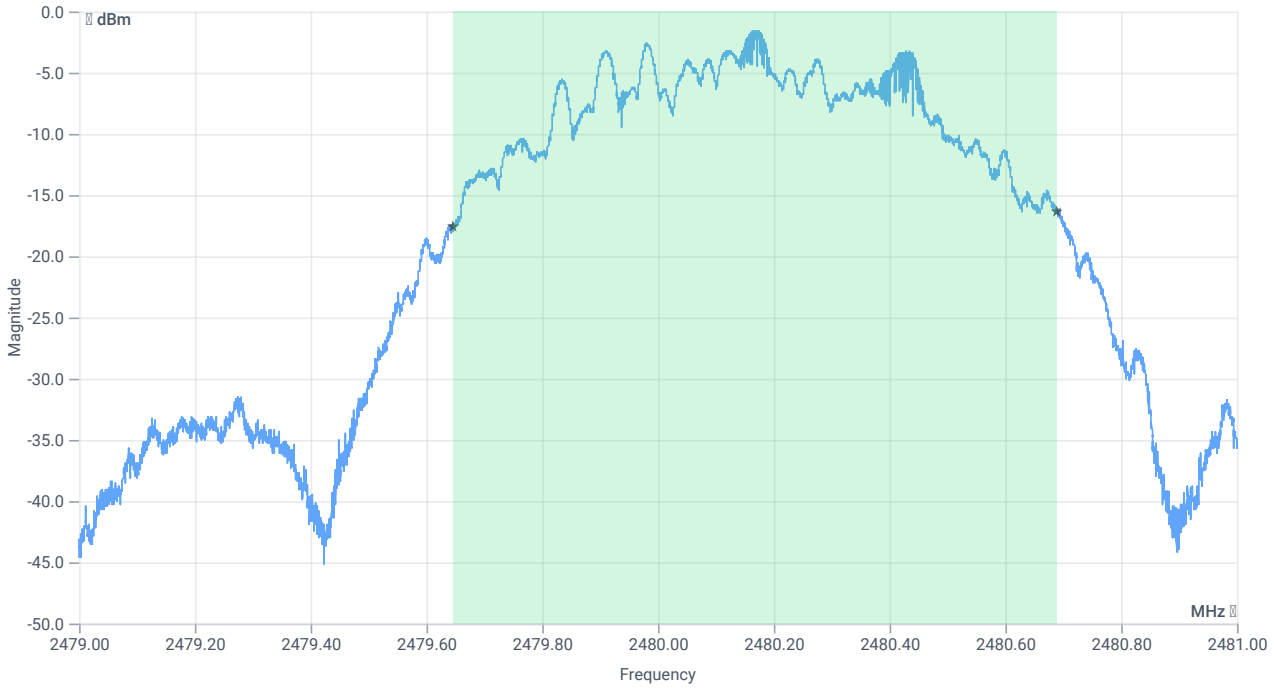

BW 99PCT

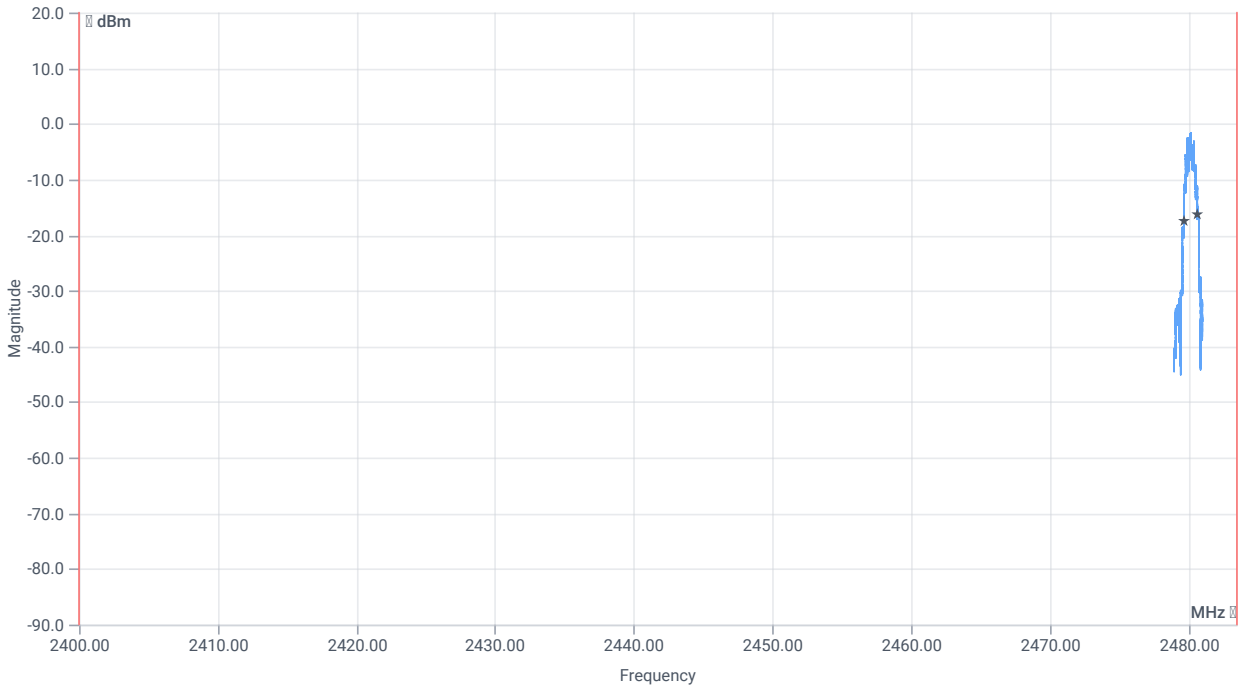

BW within Band 99PCT

RESULT

DESCRIPTION	LOWER LIMIT	UPPER LIMIT	MEASURED	UNIT	VERDICT
Bandwidth 99%	---	---	1044.000	kHz	INFO
T1 99%	2400.000000	---	2479.6446	MHz	PASS
T2 99%	---	2483.500000	2480.6885	MHz	PASS

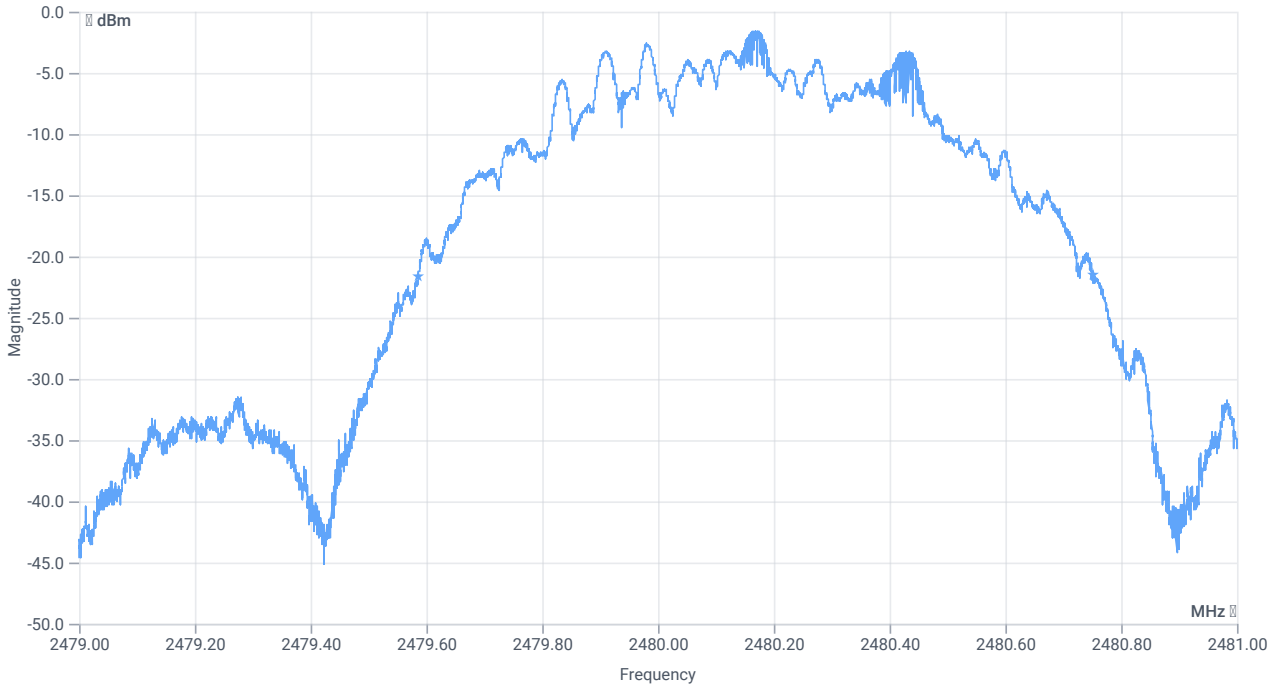

BW 20dB

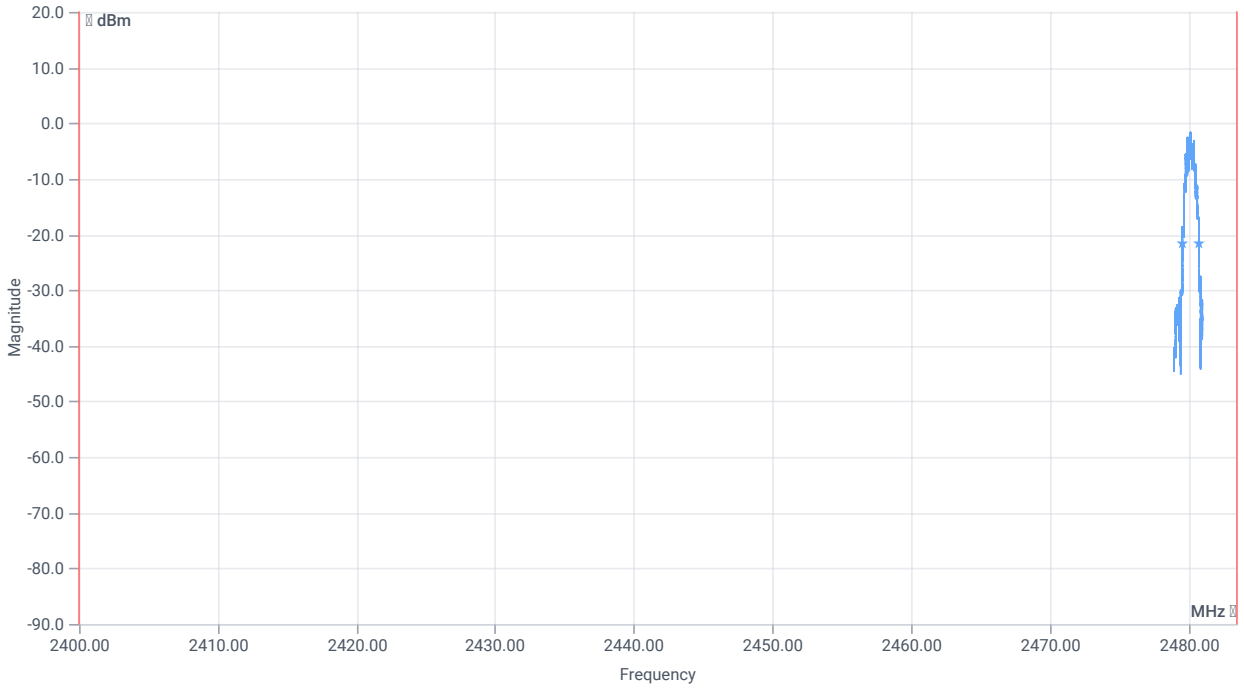

BW within Band 20dB

RESULT

DESCRIPTION	LOWER LIMIT	UPPER LIMIT	MEASURED	UNIT	VERDICT
Bandwidth 20dB	---	---	1165	kHz	INFO
T1 20DB	2400.000000	---	2479.5862	MHz	PASS
T2 20dB	---	2483.500000	2480.7510	MHz	PASS

Verdict
PASS

FCC 15.247, ISED RSS247 # Bandwidth 99PCT and 20dB ~ BT LE 1 Msps

References

TC start	09.10.2023 09:53:48
Ambit temp [°C] | humidity [rel%]	0.0 | 0
System version	4.6.2.0
Standard | Version	FCC 15.247, ISED RSS247 | NI
Method	
Description	FCC 15.247 Bandwidth 99PCT-20dB DTS - BT LE 1 Msps
Information	

EUT Common Settings BT Low Energy

Intermodulation Value N	3
Image Freq. Low | Mid | High [MHz]	0 | 0 | 0
Power Class	2
1 Mbps supported	True | TXpayload 255 | RXpayload 255
2 Mbps supported	True | TXpayload 255 | RXpayload 255
Longrange S8 supported	False | TXpayload 255 | RXpayload 255
Longrange S2 supported	False | TXpayload 255 | RXpayload 255
Signaling Settings	None | HCI | 1 | 2400 | None | S1 | None | On
Signaling RF Settings	RF1com | 0 | 0 | On |
User Interaction	No
Switch Matrix & Pathcompensation enabled	Yes

Test Parameter

Technology to test	BT LE 1 Msps
Antenna port used	1
Temperature	nom
Voltage	nom
Frequency low to test	False | Freq [MHz] 2402
Frequency mid to test	True | Freq [MHz] 2440
Frequency high to test	False | Freq [MHz] 2480
Auto control enabled power supply | Climatic Box	No | No
Additional path loss [dB]	0.3
Full path name | type	EUT - SignalingUnit - SpectrumAnalyzer

Equipment

Signal analyzer,Rohde&Schwarz,FSV-30,1321.3008K30/103170,3.60

Equipment

Signaling unit,Rohde&Schwarz,CMW,1201.0002k75/102550,4.0.190
Switch matrix,CTCadvanced,RSM-1 NI DAQ,31534892,NI

Test at TX 2440 MHz

RESULT: Reference Power cond.

DESCRIPTION	LOWER LIMIT	UPPER LIMIT	MEASURED	UNIT	VERDICT
Ref. Power 1MHz/1MHz cond.	---	---	4.22	dBm	INFO
Ref. Frequency	---	---	2440.400	MHz	INFO

READ SA SETTINGS:

RefLevel [dBm] | RefLevelOffset [dB] | InpAtt [dB]	9.22 | 10.96 | 15
Start [MHz] | Stop [MHz]	2439.000 | 2441.000
RBW [MHz] | VBW [MHz]	0.020000 | 0.100000
Detector | TraceMode	POS | MAXH
Sweep: time [ms] | count | points per Section | type	50 | 200 | 10001 | SWE

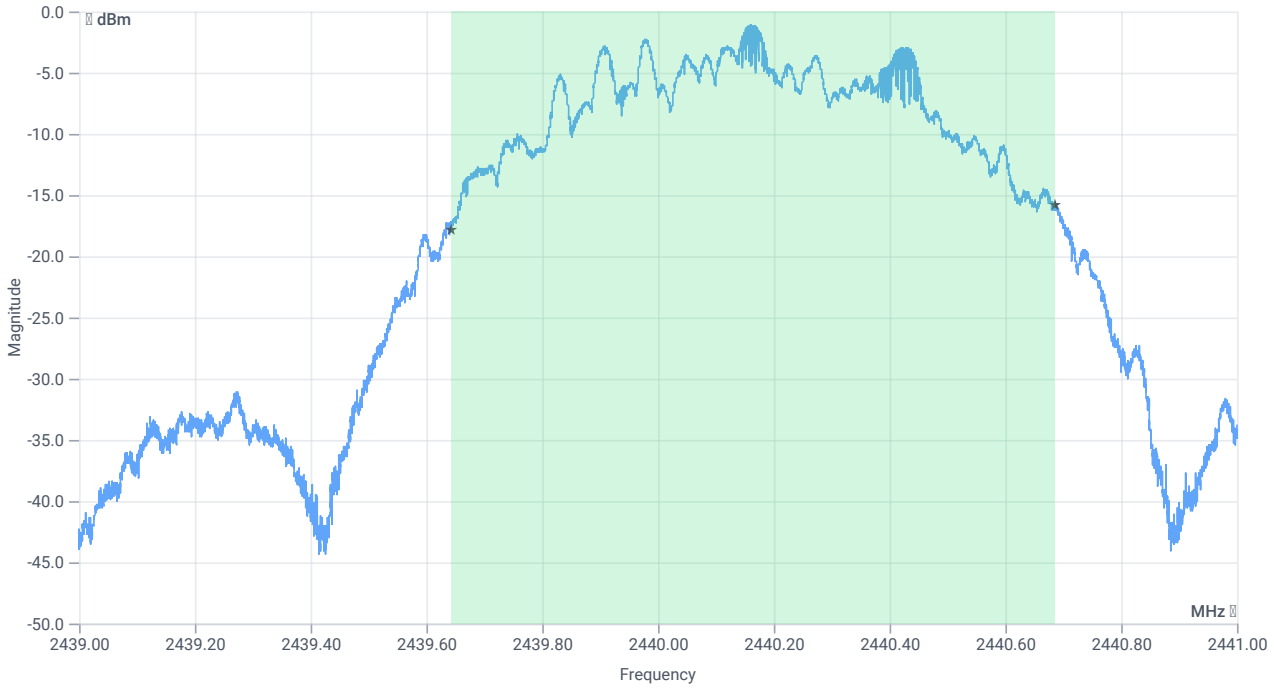

BW 99PCT

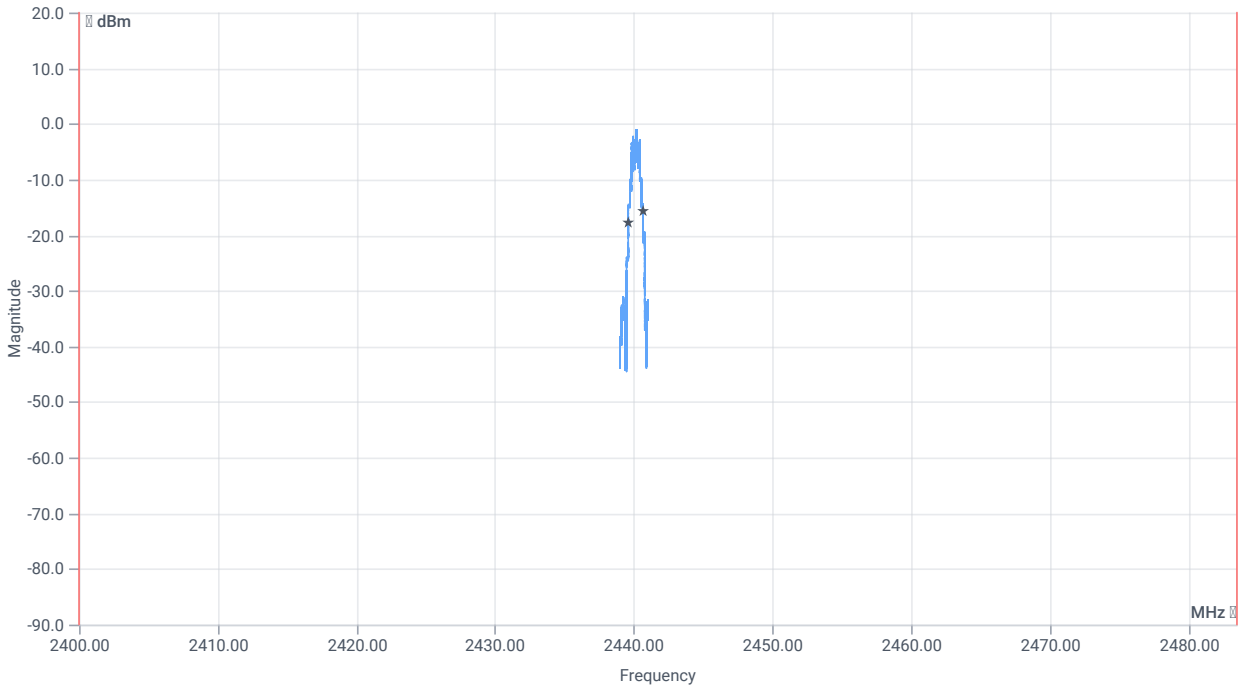

BW within Band 99PCT

RESULT

DESCRIPTION	LOWER LIMIT	UPPER LIMIT	MEASURED	UNIT	VERDICT
Bandwidth 99%	---	---	1043.000	kHz	INFO
T1 99%	2400.000000	---	2439.6426	MHz	PASS
T2 99%	---	2483.500000	2440.6853	MHz	PASS

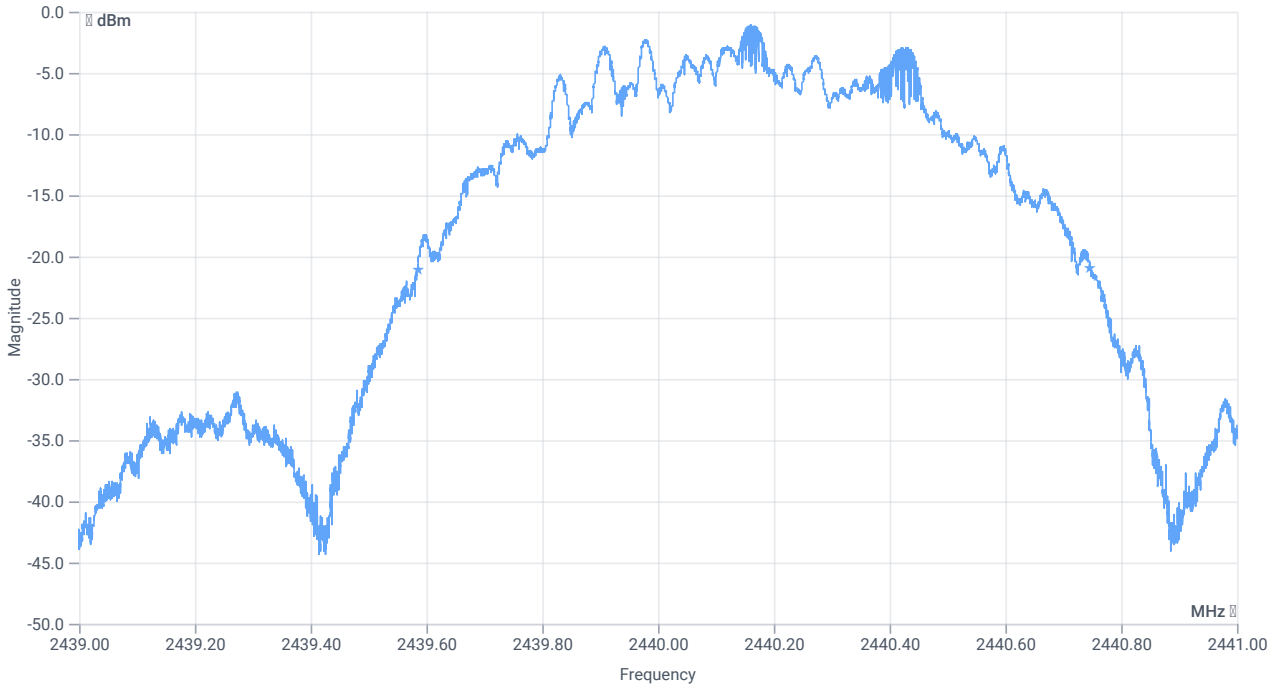

BW 20dB

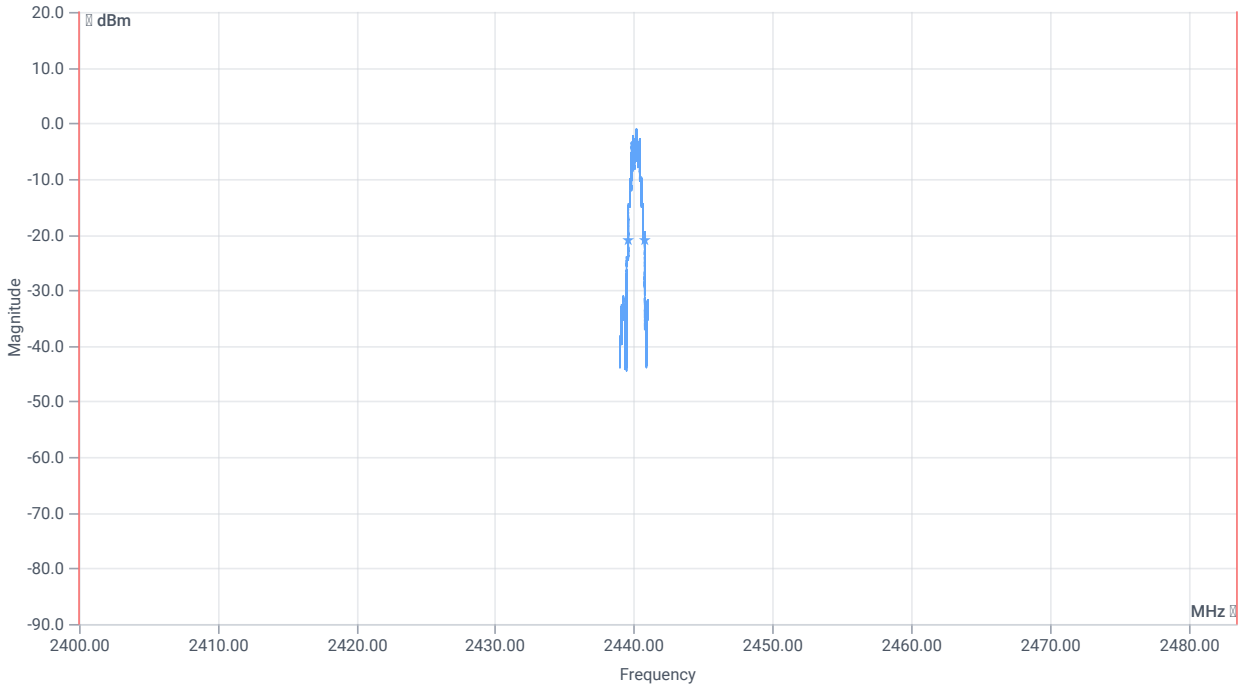

BW within Band 20dB

RESULT

DESCRIPTION	LOWER LIMIT	UPPER LIMIT	MEASURED	UNIT	VERDICT
Bandwidth 20dB	---	---	1163	kHz	INFO
T1 20DB	2400.000000	---	2439.5844	MHz	PASS
T2 20dB	---	2483.500000	2440.7470	MHz	PASS

Verdict
PASS

FCC 15.247, ISED RSS247 # Bandwidth 99PCT and 20dB ~ BT LE 1 Msps

References

TC start	09.10.2023 09:43:19
Ambit temp [°C] | humidity [rel%]	0.0 | 0
System version	4.6.2.0
Standard | Version	FCC 15.247, ISED RSS247 | NI
Method	
Description	FCC 15.247 Bandwidth 99PCT-20dB DTS - BT LE 1 Msps
Information	

EUT Common Settings BT Low Energy

Intermodulation Value N	3
Image Freq. Low | Mid | High [MHz]	0 | 0 | 0
Power Class	2
1 Mbps supported	True | TXpayload 255 | RXpayload 255
2 Mbps supported	True | TXpayload 255 | RXpayload 255
Longrange S8 supported	False | TXpayload 255 | RXpayload 255
Longrange S2 supported	False | TXpayload 255 | RXpayload 255
Signaling Settings	None | HCI | 1 | 2400 | None | S1 | None | On
Signaling RF Settings	RF1com | 0 | 0 | On |
User Interaction	No
Switch Matrix & Pathcompensation enabled	Yes

Test Parameter

Technology to test	BT LE 1 Msps
Antenna port used	1
Temperature	nom
Voltage	nom
Frequency low to test	True | Freq [MHz] 2402
Frequency mid to test	False | Freq [MHz] 2440
Frequency high to test	False | Freq [MHz] 2480
Auto control enabled power supply | Climatic Box	No | No
Additional path loss [dB]	0.3
Full path name | type	EUT - SignalingUnit - SpectrumAnalyzer

Equipment

Signal analyzer,Rohde&Schwarz,FSV-30,1321.3008K30/103170,3.60

Equipment

Signaling unit,Rohde&Schwarz,CMW,1201.0002k75/102550,4.0.190
Switch matrix,CTCadvanced,RSM-1 NI DAQ,31534892,NI

Test at TX 2402 MHz

RESULT: Reference Power cond.

DESCRIPTION	LOWER LIMIT	UPPER LIMIT	MEASURED	UNIT	VERDICT
Ref. Power 1MHz/1MHz cond.	---	---	4.89	dBm	INFO
Ref. Frequency	---	---	2402.400	MHz	INFO

READ SA SETTINGS:

RefLevel [dBm] | RefLevelOffset [dB] | InpAtt [dB]	9.89 | 10.89 | 15
Start [MHz] | Stop [MHz]	2401.000 | 2403.000
RBW [MHz] | VBW [MHz]	0.020000 | 0.100000
Detector | TraceMode	POS | MAXH
Sweep: time [ms] | count | points per Section | type	50 | 200 | 10001 | SWE

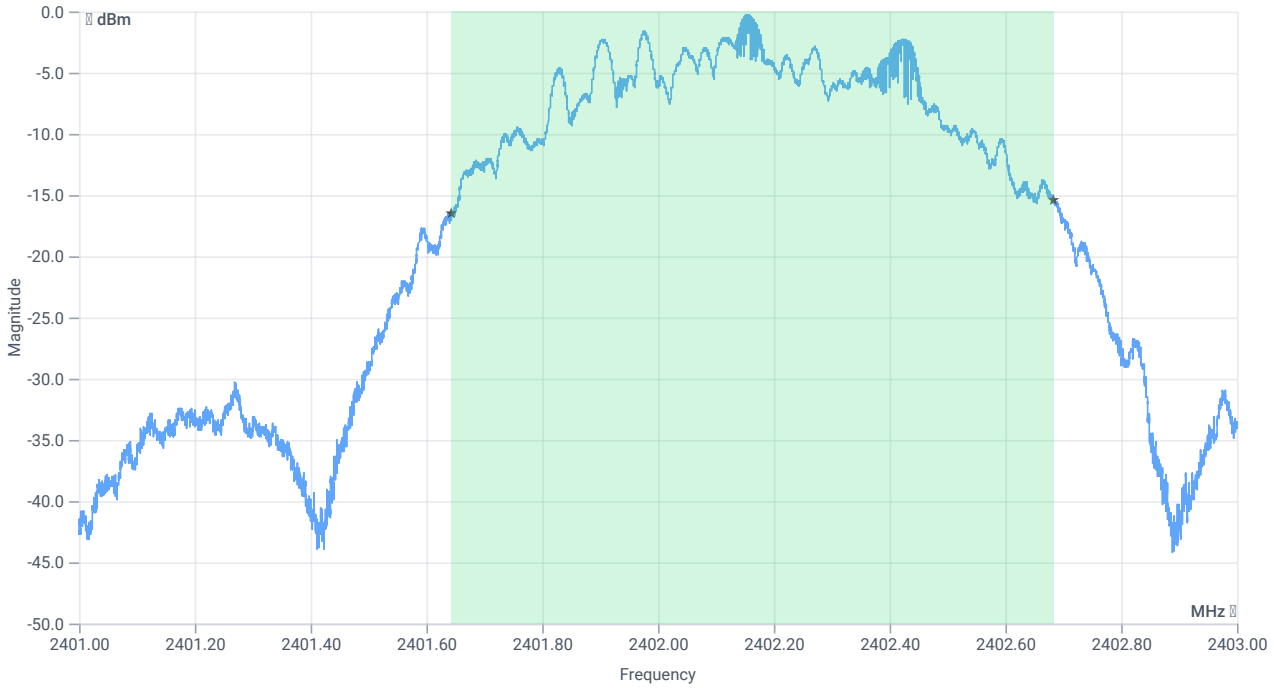

BW 99PCT

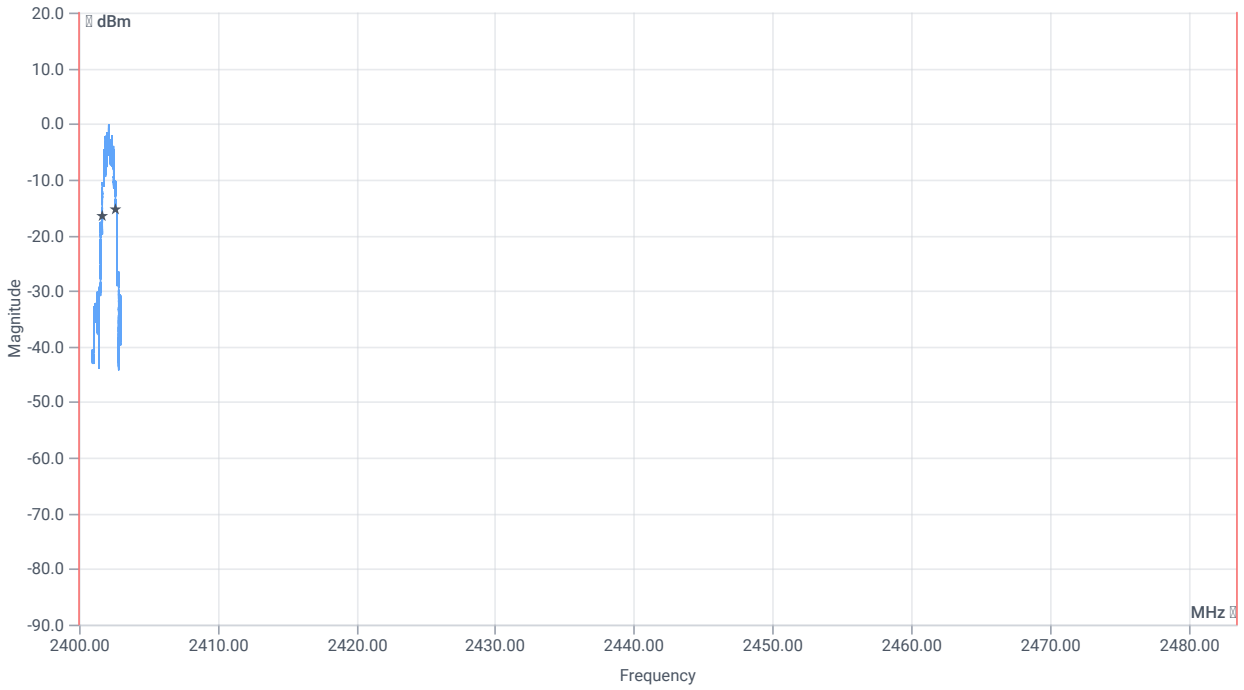

BW within Band 99PCT

RESULT

DESCRIPTION	LOWER LIMIT	UPPER LIMIT	MEASURED	UNIT	VERDICT
Bandwidth 99%	---	---	1040.000	kHz	INFO
T1 99%	2400.000000	---	2401.6424	MHz	PASS
T2 99%	---	2483.500000	2402.6821	MHz	PASS

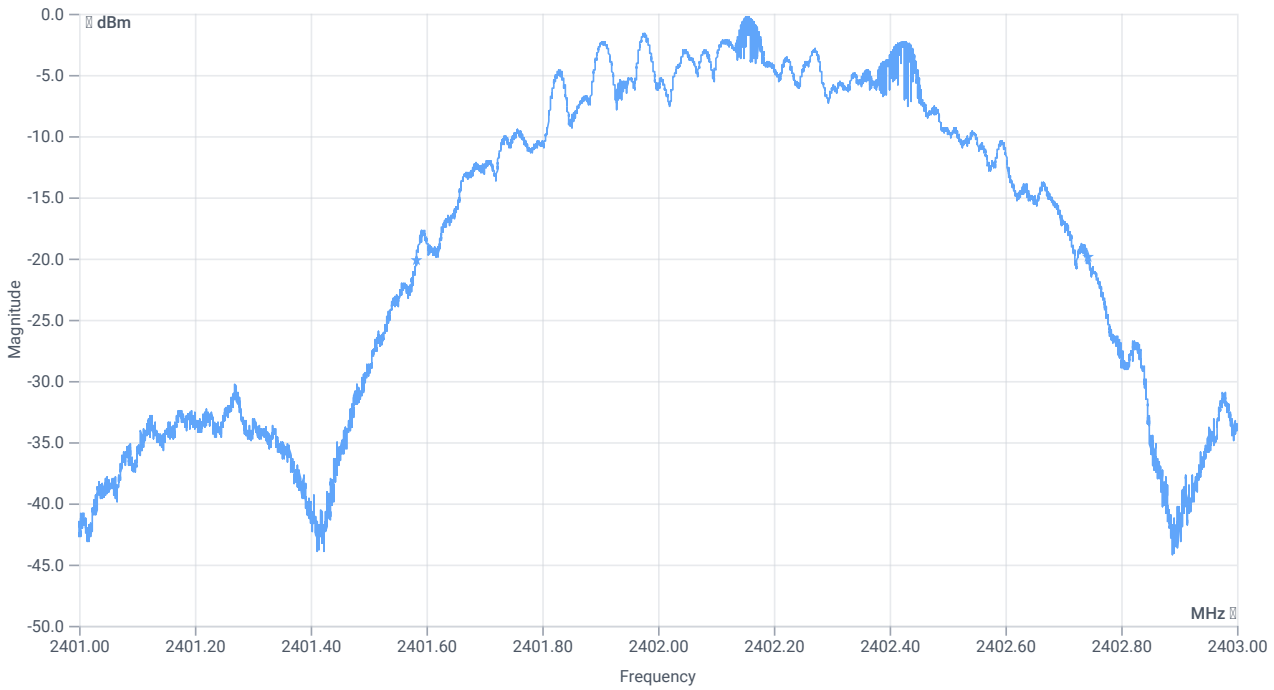

BW 20dB

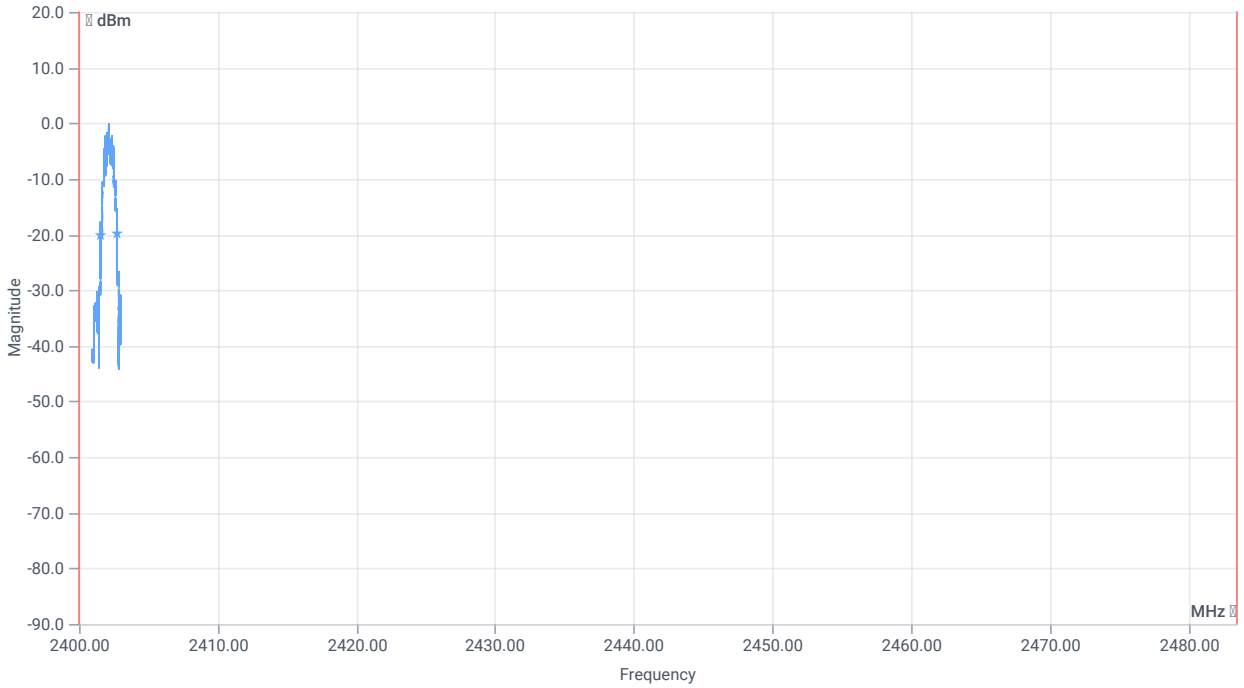

BW within Band 20dB

RESULT

DESCRIPTION	LOWER LIMIT	UPPER LIMIT	MEASURED	UNIT	VERDICT
Bandwidth 20dB	---	---	1162	kHz	INFO
T1 20DB	2400.000000	---	2401.5820	MHz	PASS
T2 20dB	---	2483.500000	2402.7442	MHz	PASS

Verdict
PASS

FCC 15.247 # Maximum peak conducted output power DTS ~ BT LE 2 Msps

References

TC start	09.10.2023 10:51:07
Ambit temp [°C] | humidity [rel%]	0.0 | 0
System version	4.6.2.0
Standard | Version	FCC 15.247 | NI
Method	DTS: KDB 558074 D01 V05 - Chapter 8.3.1.1 RBW ≥ DTS Bandwidth
Description	FCC 15.247 Maximum Peak Output Power Conducted DTS - BT LE 2 Msps
Information	

EUT Common Settings BT Low Energy

Intermodulation Value N	3
Image Freq. Low | Mid | High [MHz]	0 | 0 | 0
Power Class	2
1 Mbps supported	True | TXpayload 255 | RXpayload 255
2 Mbps supported	True | TXpayload 255 | RXpayload 255
Longrange S8 supported	False | TXpayload 255 | RXpayload 255
Longrange S2 supported	False | TXpayload 255 | RXpayload 255
Signaling Settings	None | HCI | 1 | 2400 | None | S1 | None | On
Signaling RF Settings	RF1com | 0 | 0 | On |
User Interaction	No
Switch Matrix & Pathcompensation enabled	Yes

Test Parameter

Technology to test	BT LE 2 Msps
Antenna port used	1
Temperature	nom
Voltage	nom
Frequency low to test	False | Freq [MHz] 2404
Frequency mid to test	False | Freq [MHz] 2440
Frequency high to test	True | Freq [MHz] 2478
Auto control enabled power supply | Climatic Box	No | No
Additional path loss [dB]	0.3
Full path name | type	EUT - SignalingUnit - SpectrumAnalyzer

Equipment

Equipment

Signal analyzer,Rohde&Schwarz,FSV-30,1321.3008K30/103170,3.60
Signaling unit,Rohde&Schwarz,CMW,1201.0002k75/102550,4.0.190
Switch matrix,CTCadvanced,RSM-1 NI DAQ,31534892,NI

Test at TX 2478 MHz

RESULT: Reference Power cond.

DESCRIPTION	LOWER LIMIT	UPPER LIMIT	MEASURED	UNIT	VERDICT
Ref. Power 1MHz/1MHz cond.	---	---	3.93	dBm	INFO
Ref. Frequency	---	---	2478.700	MHz	INFO

READ SA SETTINGS:

RefLevel [dBm] | RefLevelOffset [dB] | InpAtt [dB]	8.93 | 11 | 15
Start [MHz] | Stop [MHz]	2475.700 | 2480.300
RBW [MHz] | VBW [MHz]	0.100000 | 0.300000
Detector | TraceMode	POS | MAXH
Sweep: time [ms] | count | points per Section | type	50 | 200 | 10001 | SWE

DTS Bandwidth

DESCRIPTION	LOWER LIMIT	UPPER LIMIT	MEASURED	UNIT	VERDICT
DTS Bandwidth (6dB)	---	---	1139	kHz	INFO

READ SA SETTINGS:

RefLevel [dBm] | RefLevelOffset [dB] | InpAtt [dB]	13.93 | 11 | 20
Start [MHz] | Stop [MHz]	2475.700 | 2480.300
RBW [MHz] | VBW [MHz]	2.000000 | 5.000000
Detector | TraceMode	POS | MAXH
Sweep: time [ms] | count | points per Section | type	50 | 200 | 1001 | SWE

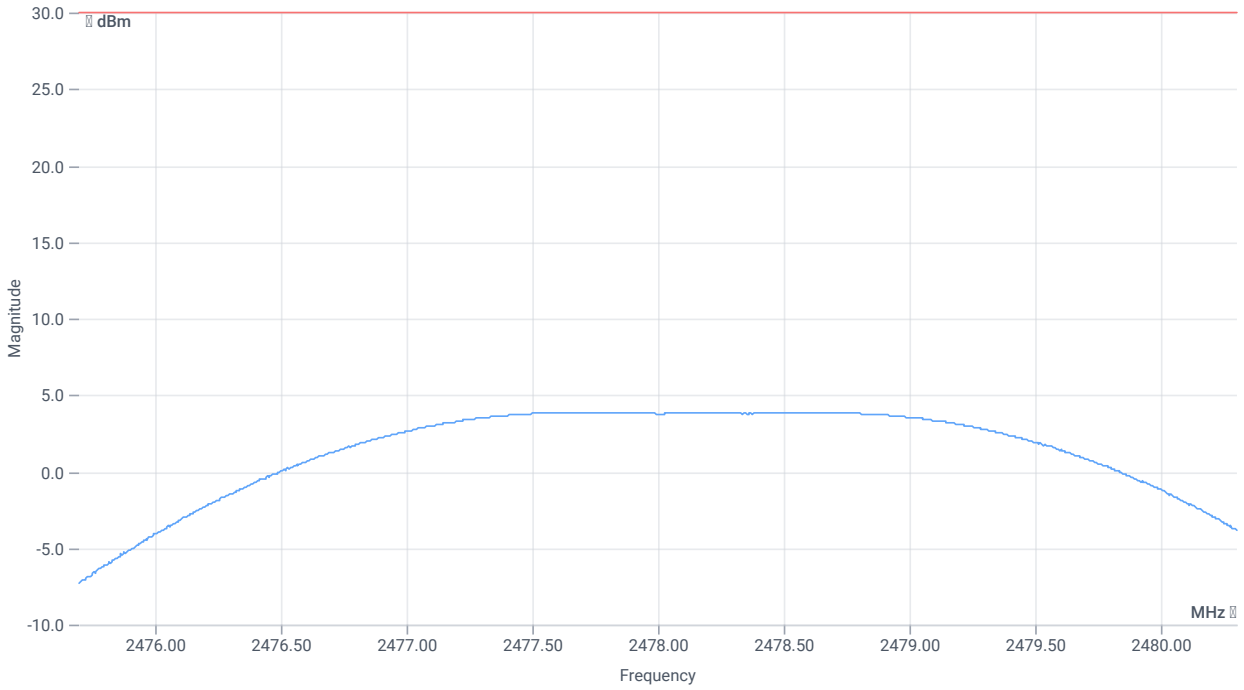

Peak output power

RESULT

DESCRIPTION	LOWER LIMIT	UPPER LIMIT	MEASURED	UNIT	VERDICT
Peak Power	---	30.00	3.86	dBm	PASS
Peak Power	---	1000	2.432204	mW	PASS
Frequency at Peak	---	---	2477.664	MHz	INFO

Verdict
PASS

FCC 15.247 # Maximum peak conducted output power DTS ~ BT LE 2 Msps

References

TC start	09.10.2023 10:35:20
Ambit temp [°C] | humidity [rel%]	0.0 | 0
System version	4.6.2.0
Standard | Version	FCC 15.247 | NI
Method	DTS: KDB 558074 D01 V05 - Chapter 8.3.1.1 RBW ≥ DTS Bandwidth
Description	FCC 15.247 Maximum Peak Output Power Conducted DTS - BT LE 2 Msps
Information	

EUT Common Settings BT Low Energy

Intermodulation Value N	3
Image Freq. Low | Mid | High [MHz]	0 | 0 | 0
Power Class	2
1 Mbps supported	True | TXpayload 255 | RXpayload 255
2 Mbps supported	True | TXpayload 255 | RXpayload 255
Longrange S8 supported	False | TXpayload 255 | RXpayload 255
Longrange S2 supported	False | TXpayload 255 | RXpayload 255
Signaling Settings	None | HCI | 1 | 2400 | None | S1 | None | On
Signaling RF Settings	RF1com | 0 | 0 | On |
User Interaction	No
Switch Matrix & Pathcompensation enabled	Yes

Test Parameter

Technology to test	BT LE 2 Msps
Antenna port used	1
Temperature	nom
Voltage	nom
Frequency low to test	False | Freq [MHz] 2404
Frequency mid to test	True | Freq [MHz] 2440
Frequency high to test	False | Freq [MHz] 2478
Auto control enabled power supply | Climatic Box	No | No
Additional path loss [dB]	0.3
Full path name | type	EUT - SignalingUnit - SpectrumAnalyzer

Equipment

Equipment

Signal analyzer,Rohde&Schwarz,FSV-30,1321.3008K30/103170,3.60
Signaling unit,Rohde&Schwarz,CMW,1201.0002k75/102550,4.0.190
Switch matrix,CTCadvanced,RSM-1 NI DAQ,31534892,NI

Test at TX 2440 MHz

RESULT: Reference Power cond.

DESCRIPTION	LOWER LIMIT	UPPER LIMIT	MEASURED	UNIT	VERDICT
Ref. Power 1MHz/1MHz cond.	---	---	4.25	dBm	INFO
Ref. Frequency	---	---	2440.700	MHz	INFO

READ SA SETTINGS:

RefLevel [dBm] | RefLevelOffset [dB] | InpAtt [dB]	9.25 | 10.96 | 15
Start [MHz] | Stop [MHz]	2437.700 | 2442.300
RBW [MHz] | VBW [MHz]	0.100000 | 0.300000
Detector | TraceMode	POS | MAXH
Sweep: time [ms] | count | points per Section | type	50 | 200 | 10001 | SWE

DTS Bandwidth

DESCRIPTION	LOWER LIMIT	UPPER LIMIT	MEASURED	UNIT	VERDICT
DTS Bandwidth (6dB)	---	---	1143	kHz	INFO

READ SA SETTINGS:

RefLevel [dBm] | RefLevelOffset [dB] | InpAtt [dB]	14.25 | 10.96 | 20
Start [MHz] | Stop [MHz]	2437.700 | 2442.300
RBW [MHz] | VBW [MHz]	2.000000 | 5.000000
Detector | TraceMode	POS | MAXH
Sweep: time [ms] | count | points per Section | type	50 | 200 | 1001 | SWE

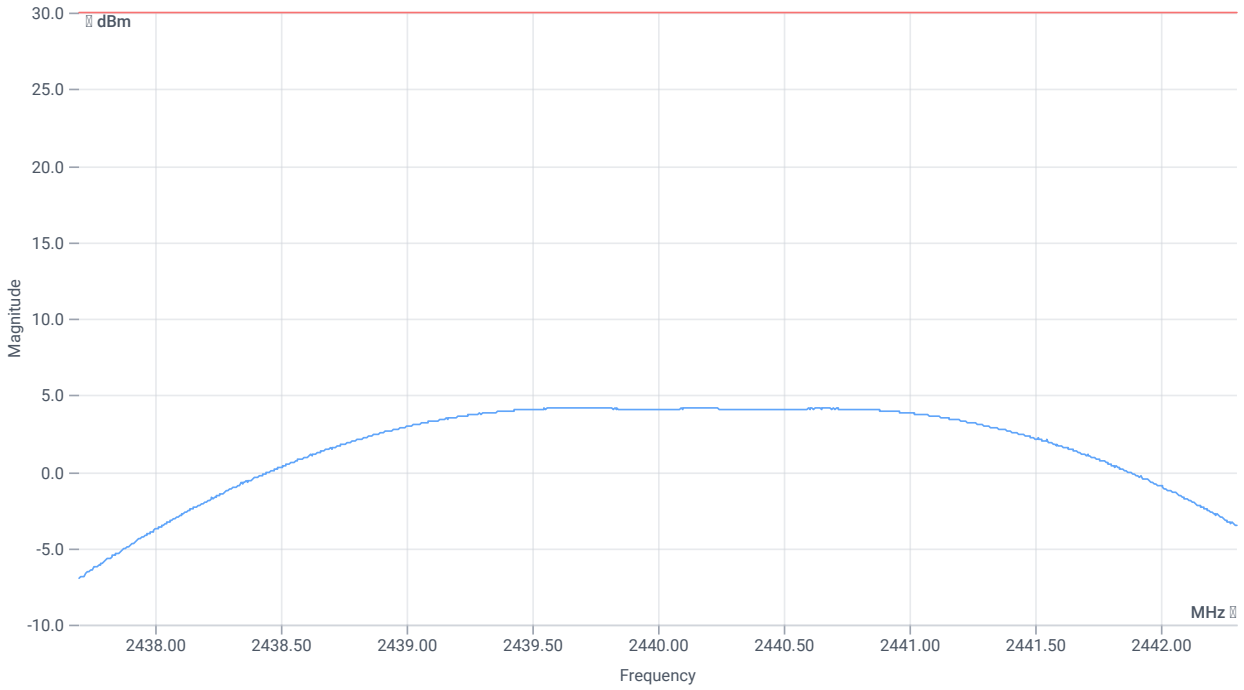

Peak output power

RESULT

DESCRIPTION	LOWER LIMIT	UPPER LIMIT	MEASURED	UNIT	VERDICT
Peak Power	---	30.00	4.15	dBm	PASS
Peak Power	---	1000	2.60016	mW	PASS
Frequency at Peak	---	---	2439.66	MHz	INFO

Verdict
PASS

FCC 15.247 # Maximum peak conducted output power DTS ~ BT LE 2 Msps

References

TC start	09.10.2023 10:17:18
Ambit temp [°C] | humidity [rel%]	0.0 | 0
System version	4.6.2.0
Standard | Version	FCC 15.247 | NI
Method	DTS: KDB 558074 D01 V05 - Chapter 8.3.1.1 RBW ≥ DTS Bandwidth
Description	FCC 15.247 Maximum Peak Output Power Conducted DTS - BT LE 2 Msps
Information	

EUT Common Settings BT Low Energy

Intermodulation Value N	3
Image Freq. Low | Mid | High [MHz]	0 | 0 | 0
Power Class	2
1 Mbps supported	True | TXpayload 255 | RXpayload 255
2 Mbps supported	True | TXpayload 255 | RXpayload 255
Longrange S8 supported	False | TXpayload 255 | RXpayload 255
Longrange S2 supported	False | TXpayload 255 | RXpayload 255
Signaling Settings	None | HCI | 1 | 2400 | None | S1 | None | On
Signaling RF Settings	RF1com | 0 | 0 | On |
User Interaction	No
Switch Matrix & Pathcompensation enabled	Yes

Test Parameter

Technology to test	BT LE 2 Msps
Antenna port used	1
Temperature	nom
Voltage	nom
Frequency low to test	True | Freq [MHz] 2404
Frequency mid to test	False | Freq [MHz] 2440
Frequency high to test	False | Freq [MHz] 2478
Auto control enabled power supply | Climatic Box	No | No
Additional path loss [dB]	0.3
Full path name | type	EUT - SignalingUnit - SpectrumAnalyzer

Equipment

Equipment

Signal analyzer,Rohde&Schwarz,FSV-30,1321.3008K30/103170,3.60
Signaling unit,Rohde&Schwarz,CMW,1201.0002k75/102550,4.0.190
Switch matrix,CTCadvanced,RSM-1 NI DAQ,31534892,NI

Test at TX 2404 MHz

RESULT: Reference Power cond.

DESCRIPTION	LOWER LIMIT	UPPER LIMIT	MEASURED	UNIT	VERDICT
Ref. Power 1MHz/1MHz cond.	---	---	4.83	dBm	INFO
Ref. Frequency	---	---	2404.600	MHz	INFO

READ SA SETTINGS:

RefLevel [dBm] | RefLevelOffset [dB] | InpAtt [dB]	9.83 | 10.9 | 15
Start [MHz] | Stop [MHz]	2401.700 | 2406.300
RBW [MHz] | VBW [MHz]	0.100000 | 0.300000
Detector | TraceMode	POS | MAXH
Sweep: time [ms] | count | points per Section | type	50 | 200 | 10001 | SWE

DTS Bandwidth

DESCRIPTION	LOWER LIMIT	UPPER LIMIT	MEASURED	UNIT	VERDICT
DTS Bandwidth (6dB)	---	---	1142	kHz	INFO

READ SA SETTINGS:

RefLevel [dBm] | RefLevelOffset [dB] | InpAtt [dB]	14.83 | 10.9 | 20
Start [MHz] | Stop [MHz]	2401.700 | 2406.300
RBW [MHz] | VBW [MHz]	2.000000 | 5.000000
Detector | TraceMode	POS | MAXH
Sweep: time [ms] | count | points per Section | type	50 | 200 | 1001 | SWE

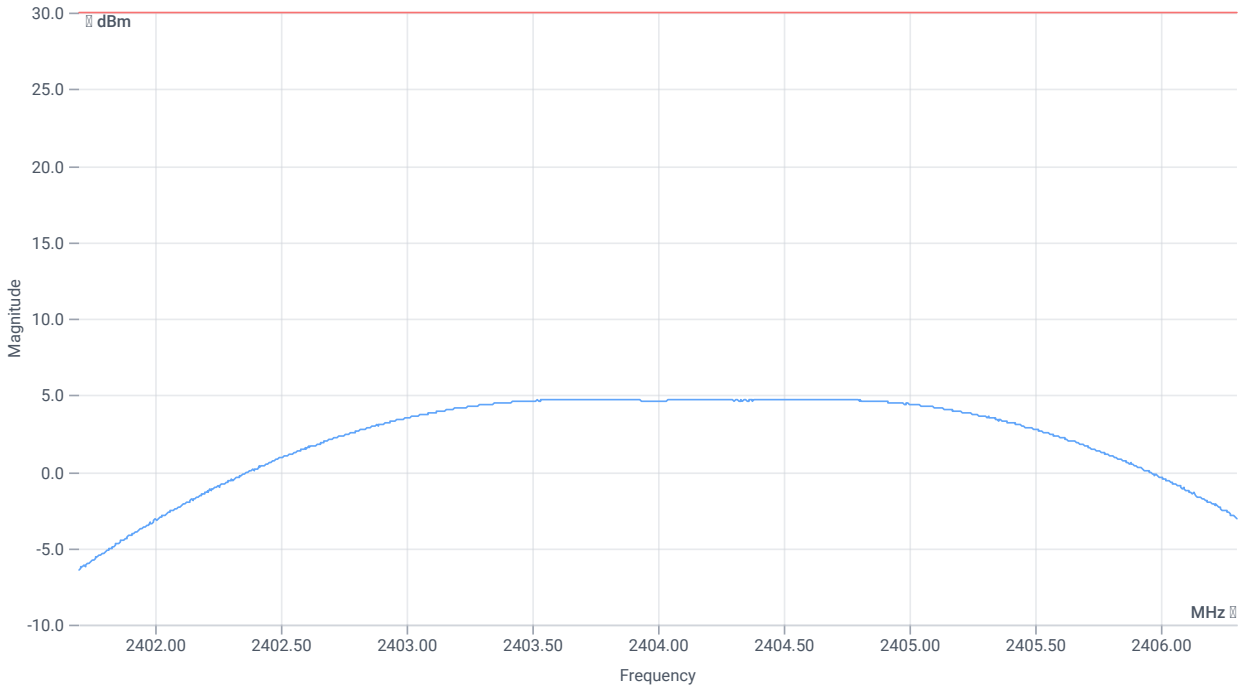

Peak output power

RESULT

DESCRIPTION	LOWER LIMIT	UPPER LIMIT	MEASURED	UNIT	VERDICT
Peak Power	---	30.00	4.7	dBm	PASS
Peak Power	---	1000	2.951209	mW	PASS
Frequency at Peak	---	---	2404.671	MHz	INFO

Verdict
PASS

FCC 15.247 # Maximum peak conducted output power DTS ~ BT LE 1 Msps

References

TC start	09.10.2023 10:05:42
Ambit temp [°C] | humidity [rel%]	0.0 | 0
System version	4.6.2.0
Standard | Version	FCC 15.247 | NI
Method	DTS: KDB 558074 D01 V05 - Chapter 8.3.1.1 RBW ≥ DTS Bandwidth
Description	FCC 15.247 Maximum Peak Output Power Conducted DTS - BT LE 1 Msps
Information	

EUT Common Settings BT Low Energy

Intermodulation Value N	3
Image Freq. Low | Mid | High [MHz]	0 | 0 | 0
Power Class	2
1 Mbps supported	True | TXpayload 255 | RXpayload 255
2 Mbps supported	True | TXpayload 255 | RXpayload 255
Longrange S8 supported	False | TXpayload 255 | RXpayload 255
Longrange S2 supported	False | TXpayload 255 | RXpayload 255
Signaling Settings	None | HCI | 1 | 2400 | None | S1 | None | On
Signaling RF Settings	RF1com | 0 | 0 | On |
User Interaction	No
Switch Matrix & Pathcompensation enabled	Yes

Test Parameter

Technology to test	BT LE 1 Msps
Antenna port used	1
Temperature	nom
Voltage	nom
Frequency low to test	False | Freq [MHz] 2402
Frequency mid to test	False | Freq [MHz] 2440
Frequency high to test	True | Freq [MHz] 2480
Auto control enabled power supply | Climatic Box	No | No
Additional path loss [dB]	0.3
Full path name | type	EUT - SignalingUnit - SpectrumAnalyzer

Equipment

Equipment

Signal analyzer,Rohde&Schwarz,FSV-30,1321.3008K30/103170,3.60
Signaling unit,Rohde&Schwarz,CMW,1201.0002k75/102550,4.0.190
Switch matrix,CTCadvanced,RSM-1 NI DAQ,31534892,NI

Test at TX 2480 MHz

RESULT: Reference Power cond.

DESCRIPTION	LOWER LIMIT	UPPER LIMIT	MEASURED	UNIT	VERDICT
Ref. Power 1MHz/1MHz cond.	---	---	3.89	dBm	INFO
Ref. Frequency	---	---	2480.400	MHz	INFO

READ SA SETTINGS:

RefLevel [dBm] | RefLevelOffset [dB] | InpAtt [dB]	8.89 | 11.01 | 15
Start [MHz] | Stop [MHz]	2479.000 | 2481.000
RBW [MHz] | VBW [MHz]	0.100000 | 0.300000
Detector | TraceMode	POS | MAXH
Sweep: time [ms] | count | points per Section | type	50 | 200 | 10001 | SWE

DTS Bandwidth

DESCRIPTION	LOWER LIMIT	UPPER LIMIT	MEASURED	UNIT	VERDICT
DTS Bandwidth (6dB)	---	---	702	kHz	INFO

READ SA SETTINGS:

RefLevel [dBm] | RefLevelOffset [dB] | InpAtt [dB]	13.89 | 11.01 | 20
Start [MHz] | Stop [MHz]	2479.000 | 2481.000
RBW [MHz] | VBW [MHz]	1.000000 | 5.000000
Detector | TraceMode	POS | MAXH
Sweep: time [ms] | count | points per Section | type	50 | 200 | 1001 | SWE

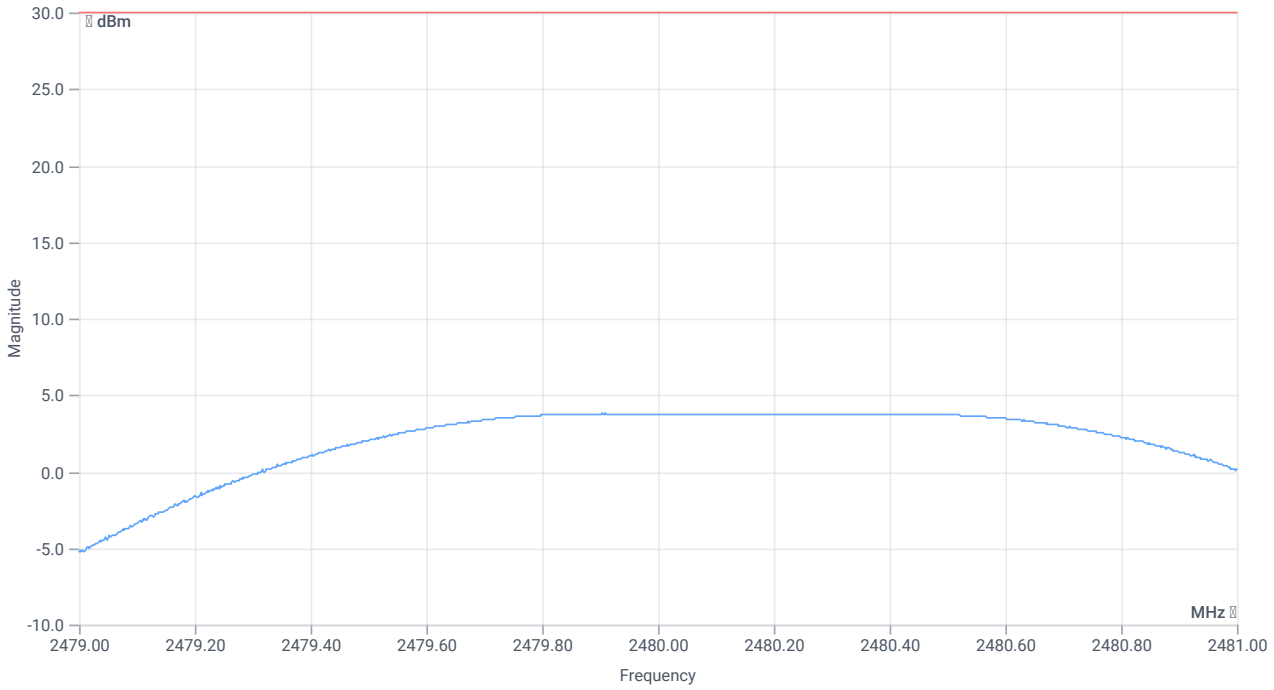

Peak output power

RESULT

DESCRIPTION	LOWER LIMIT	UPPER LIMIT	MEASURED	UNIT	VERDICT
Peak Power	---	30.00	3.79	dBm	PASS
Peak Power	---	1000	2.393316	mW	PASS
Frequency at Peak	---	---	2479.91	MHz	INFO

Verdict
PASS

FCC 15.247 # Maximum peak conducted output power DTS ~ BT LE 1 Msps

References

TC start	09.10.2023 09:51:49
Ambit temp [°C] | humidity [rel%]	0.0 | 0
System version	4.6.2.0
Standard | Version	FCC 15.247 | NI
Method	DTS: KDB 558074 D01 V05 - Chapter 8.3.1.1 RBW ≥ DTS Bandwidth
Description	FCC 15.247 Maximum Peak Output Power Conducted DTS - BT LE 1 Msps
Information	

EUT Common Settings BT Low Energy

Intermodulation Value N	3
Image Freq. Low | Mid | High [MHz]	0 | 0 | 0
Power Class	2
1 Mbps supported	True | TXpayload 255 | RXpayload 255
2 Mbps supported	True | TXpayload 255 | RXpayload 255
Longrange S8 supported	False | TXpayload 255 | RXpayload 255
Longrange S2 supported	False | TXpayload 255 | RXpayload 255
Signaling Settings	None | HCI | 1 | 2400 | None | S1 | None | On
Signaling RF Settings	RF1com | 0 | 0 | On |
User Interaction	No
Switch Matrix & Pathcompensation enabled	Yes

Test Parameter

Technology to test	BT LE 1 Msps
Antenna port used	1
Temperature	nom
Voltage	nom
Frequency low to test	False | Freq [MHz] 2402
Frequency mid to test	True | Freq [MHz] 2440
Frequency high to test	False | Freq [MHz] 2480
Auto control enabled power supply | Climatic Box	No | No
Additional path loss [dB]	0.3
Full path name | type	EUT - SignalingUnit - SpectrumAnalyzer

Equipment

Equipment

Signal analyzer,Rohde&Schwarz,FSV-30,1321.3008K30/103170,3.60
Signaling unit,Rohde&Schwarz,CMW,1201.0002k75/102550,4.0.190
Switch matrix,CTCadvanced,RSM-1 NI DAQ,31534892,NI

Test at TX 2440 MHz

RESULT: Reference Power cond.

DESCRIPTION	LOWER LIMIT	UPPER LIMIT	MEASURED	UNIT	VERDICT
Ref. Power 1MHz/1MHz cond.	---	---	4.25	dBm	INFO
Ref. Frequency	---	---	2440.400	MHz	INFO

READ SA SETTINGS:

RefLevel [dBm] | RefLevelOffset [dB] | InpAtt [dB]	9.25 | 10.96 | 15
Start [MHz] | Stop [MHz]	2439.000 | 2441.000
RBW [MHz] | VBW [MHz]	0.100000 | 0.300000
Detector | TraceMode	POS | MAXH
Sweep: time [ms] | count | points per Section | type	50 | 200 | 10001 | SWE

DTS Bandwidth

DESCRIPTION	LOWER LIMIT	UPPER LIMIT	MEASURED	UNIT	VERDICT
DTS Bandwidth (6dB)	---	---	699	kHz	INFO

READ SA SETTINGS:

RefLevel [dBm] | RefLevelOffset [dB] | InpAtt [dB]	14.25 | 10.96 | 20
Start [MHz] | Stop [MHz]	2439.000 | 2441.000
RBW [MHz] | VBW [MHz]	1.000000 | 5.000000
Detector | TraceMode	POS | MAXH
Sweep: time [ms] | count | points per Section | type	50 | 200 | 1001 | SWE

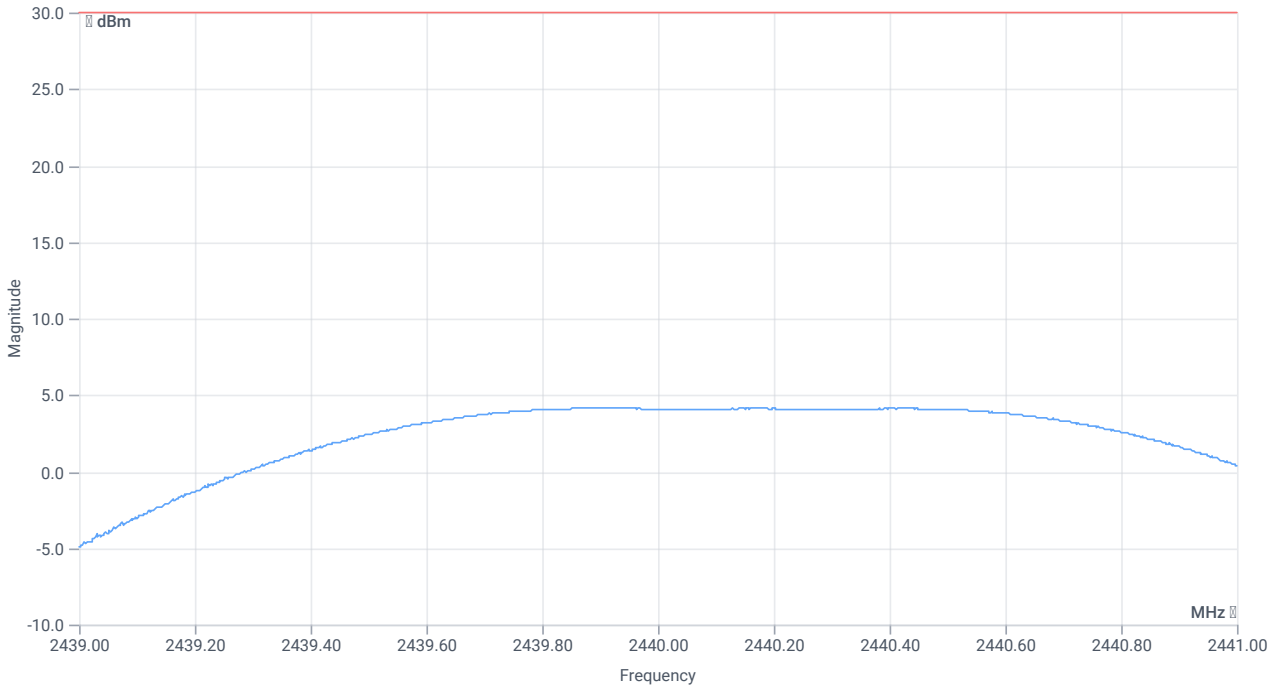

Peak output power

RESULT

DESCRIPTION	LOWER LIMIT	UPPER LIMIT	MEASURED	UNIT	VERDICT
Peak Power	---	30.00	4.14	dBm	PASS
Peak Power	---	1000	2.594179	mW	PASS
Frequency at Peak	---	---	2439.884	MHz	INFO

Verdict
PASS

FCC 15.247 # Maximum peak conducted output power DTS ~ BT LE 1 Msps

References

TC start	09.10.2023 09:41:20
Ambit temp [°C] | humidity [rel%]	0.0 | 0
System version	4.6.2.0
Standard | Version	FCC 15.247 | NI
Method	DTS: KDB 558074 D01 V05 - Chapter 8.3.1.1 RBW ≥ DTS Bandwidth
Description	FCC 15.247 Maximum Peak Output Power Conducted DTS - BT LE 1 Msps
Information	

EUT Common Settings BT Low Energy

Intermodulation Value N	3
Image Freq. Low | Mid | High [MHz]	0 | 0 | 0
Power Class	2
1 Mbps supported	True | TXpayload 255 | RXpayload 255
2 Mbps supported	True | TXpayload 255 | RXpayload 255
Longrange S8 supported	False | TXpayload 255 | RXpayload 255
Longrange S2 supported	False | TXpayload 255 | RXpayload 255
Signaling Settings	None | HCI | 1 | 2400 | None | S1 | None | On
Signaling RF Settings	RF1com | 0 | 0 | On |
User Interaction	No
Switch Matrix & Pathcompensation enabled	Yes

Test Parameter

Technology to test	BT LE 1 Msps
Antenna port used	1
Temperature	nom
Voltage	nom
Frequency low to test	True | Freq [MHz] 2402
Frequency mid to test	False | Freq [MHz] 2440
Frequency high to test	False | Freq [MHz] 2480
Auto control enabled power supply | Climatic Box	No | No
Additional path loss [dB]	0.3
Full path name | type	EUT - SignalingUnit - SpectrumAnalyzer

Equipment

Equipment

Signal analyzer,Rohde&Schwarz,FSV-30,1321.3008K30/103170,3.60
Signaling unit,Rohde&Schwarz,CMW,1201.0002k75/102550,4.0.190
Switch matrix,CTCadvanced,RSM-1 NI DAQ,31534892,NI

Test at TX 2402 MHz

RESULT: Reference Power cond.

DESCRIPTION	LOWER LIMIT	UPPER LIMIT	MEASURED	UNIT	VERDICT
Ref. Power 1MHz/1MHz cond.	---	---	4.87	dBm	INFO
Ref. Frequency	---	---	2402.400	MHz	INFO

READ SA SETTINGS:

RefLevel [dBm] | RefLevelOffset [dB] | InpAtt [dB]	9.87 | 10.89 | 15
Start [MHz] | Stop [MHz]	2401.000 | 2403.000
RBW [MHz] | VBW [MHz]	0.100000 | 0.300000
Detector | TraceMode	POS | MAXH
Sweep: time [ms] | count | points per Section | type	50 | 200 | 10001 | SWE

DTS Bandwidth

DESCRIPTION	LOWER LIMIT	UPPER LIMIT	MEASURED	UNIT	VERDICT
DTS Bandwidth (6dB)	---	---	696	kHz	INFO

READ SA SETTINGS:

RefLevel [dBm] | RefLevelOffset [dB] | InpAtt [dB]	14.87 | 10.89 | 20
Start [MHz] | Stop [MHz]	2401.000 | 2403.000
RBW [MHz] | VBW [MHz]	1.000000 | 5.000000
Detector | TraceMode	POS | MAXH
Sweep: time [ms] | count | points per Section | type	50 | 200 | 1001 | SWE

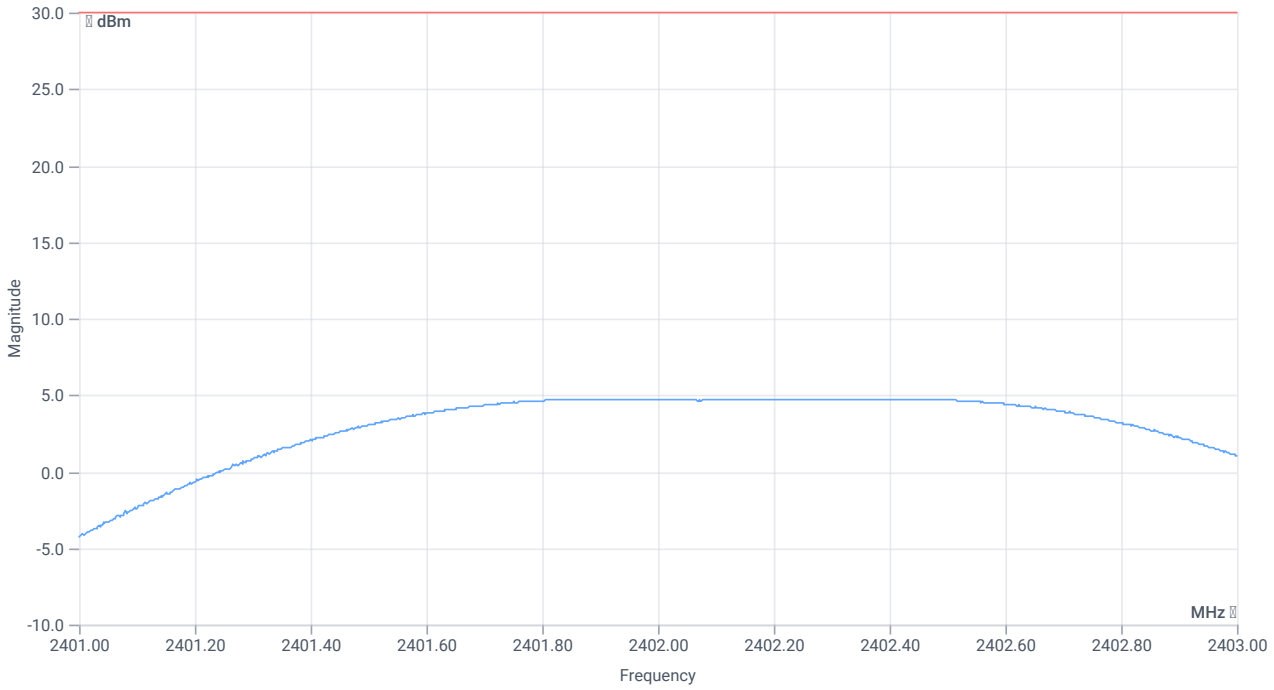

Peak output power

RESULT

DESCRIPTION	LOWER LIMIT	UPPER LIMIT	MEASURED	UNIT	VERDICT
Peak Power	---	30.00	4.73	dBm	PASS
Peak Power	---	1000	2.971666	mW	PASS
Frequency at Peak	---	---	2401.92	MHz	INFO

Verdict
PASS

NA # Peak output power 3MHz/3MHz ~ BT LE 1 Msps

References

TC start	09.10.2023 10:05:11
Ambit temp [°C] | humidity [rel%]	0.0 | 0
System version	4.6.2.0
Standard | Version	NA | NI
Method	
Description	Peak OP 3MHz/3MHz - BT LE 1 Msps
Information	

EUT Common Settings BT Low Energy

Intermodulation Value N	3
Image Freq. Low | Mid | High [MHz]	0 | 0 | 0
Power Class	2
1 Mbps supported	True | TXpayload 255 | RXpayload 255
2 Mbps supported	True | TXpayload 255 | RXpayload 255
Longrange S8 supported	False | TXpayload 255 | RXpayload 255
Longrange S2 supported	False | TXpayload 255 | RXpayload 255
Signaling Settings	None | HCI | 1 | 2400 | None | S1 | None | On
Signaling RF Settings	RF1com | 0 | 0 | On |
User Interaction	No
Switch Matrix & Pathcompensation enabled	Yes

Test Parameter

Technology to test	BT LE 1 Msps
Antenna port used	1
Temperature	nom
Voltage	nom
Frequency low to test	False | Freq [MHz] 2402
Frequency mid to test	False | Freq [MHz] 2440
Frequency high to test	True | Freq [MHz] 2480
Auto control enabled power supply | Climatic Box	No | No
Additional path loss [dB]	0.3
Full path name | type	EUT - SignalingUnit - SpectrumAnalyzer

Equipment

Signal analyzer,Rohde&Schwarz,FSV-30,1321.3008K30/103170,3.60
Signaling unit,Rohde&Schwarz,CMW,1201.0002k75/102550,4.0.190

Equipment

Switch matrix,CTCadvanced,RSM-1 NI DAQ,31534892,NI

Test at TX 2480 MHz

RESULT: Reference Power cond.

DESCRIPTION	LOWER LIMIT	UPPER LIMIT	MEASURED	UNIT	VERDICT
Ref. Power 1MHz/1MHz cond.	---	---	3.86	dBm	INFO
Ref. Frequency	---	---	2480.400	MHz	INFO

READ SA SETTINGS:

RefLevel [dBm] | RefLevelOffset [dB] | InpAtt [dB]	13.86 | 11.01 | 20
Start [MHz] | Stop [MHz]	2477.500 | 2482.500
RBW [MHz] | VBW [MHz]	3.000000 | 3.000000
Detector | TraceMode	POS | MAXH
Sweep: time [ms] | count | points per Section | type	1000 | 10 | 1001 | SWE

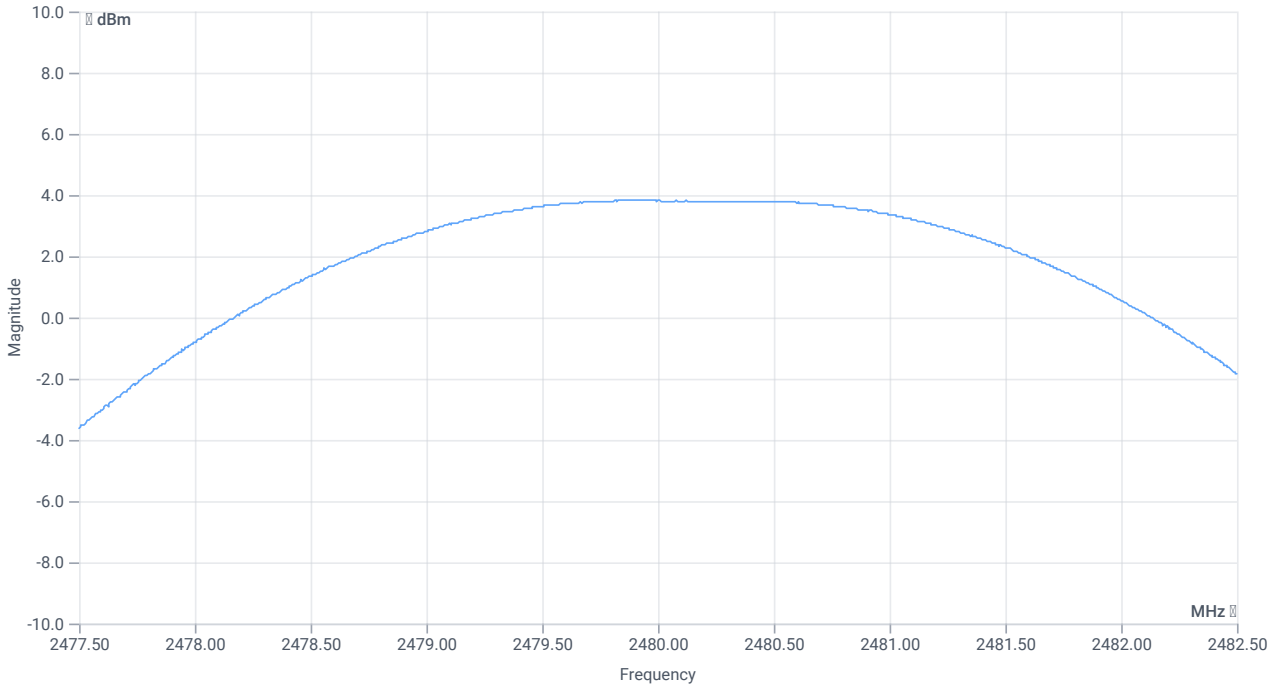

Peak output power

RESULT

DESCRIPTION	LOWER LIMIT	UPPER LIMIT	MEASURED	UNIT	VERDICT
Peak Power	---	---	3.82	dBm	INFO
Peak Power	---	---	2.409905	mW	INFO
Frequency at Peak	---	---	2479.87	MHz	INFO

Verdict
PASS

NA # Peak output power 3MHz/3MHz ~ BT LE 1 Msps

References

TC start	09.10.2023 09:51:18
Ambit temp [°C] | humidity [rel%]	0.0 | 0
System version	4.6.2.0
Standard | Version	NA | NI
Method	
Description	Peak OP 3MHz/3MHz - BT LE 1 Msps
Information	

EUT Common Settings BT Low Energy

Intermodulation Value N	3
Image Freq. Low | Mid | High [MHz]	0 | 0 | 0
Power Class	2
1 Mbps supported	True | TXpayload 255 | RXpayload 255
2 Mbps supported	True | TXpayload 255 | RXpayload 255
Longrange S8 supported	False | TXpayload 255 | RXpayload 255
Longrange S2 supported	False | TXpayload 255 | RXpayload 255
Signaling Settings	None | HCI | 1 | 2400 | None | S1 | None | On
Signaling RF Settings	RF1com | 0 | 0 | On |
User Interaction	No
Switch Matrix & Pathcompensation enabled	Yes

Test Parameter

Technology to test	BT LE 1 Msps
Antenna port used	1
Temperature	nom
Voltage	nom
Frequency low to test	False | Freq [MHz] 2402
Frequency mid to test	True | Freq [MHz] 2440
Frequency high to test	False | Freq [MHz] 2480
Auto control enabled power supply | Climatic Box	No | No
Additional path loss [dB]	0.3
Full path name | type	EUT - SignalingUnit - SpectrumAnalyzer

Equipment

Signal analyzer,Rohde&Schwarz,FSV-30,1321.3008K30/103170,3.60
Signaling unit,Rohde&Schwarz,CMW,1201.0002k75/102550,4.0.190

Equipment

Switch matrix,CTCadvanced,RSM-1 NI DAQ,31534892,NI

Test at TX 2440 MHz

RESULT: Reference Power cond.

DESCRIPTION	LOWER LIMIT	UPPER LIMIT	MEASURED	UNIT	VERDICT
Ref. Power 1MHz/1MHz cond.	---	---	4.27	dBm	INFO
Ref. Frequency	---	---	2440.400	MHz	INFO

READ SA SETTINGS:

RefLevel [dBm] | RefLevelOffset [dB] | InpAtt [dB]	14.27 | 10.96 | 20
Start [MHz] | Stop [MHz]	2437.500 | 2442.500
RBW [MHz] | VBW [MHz]	3.000000 | 3.000000
Detector | TraceMode	POS | MAXH
Sweep: time [ms] | count | points per Section | type	1000 | 10 | 1001 | SWE

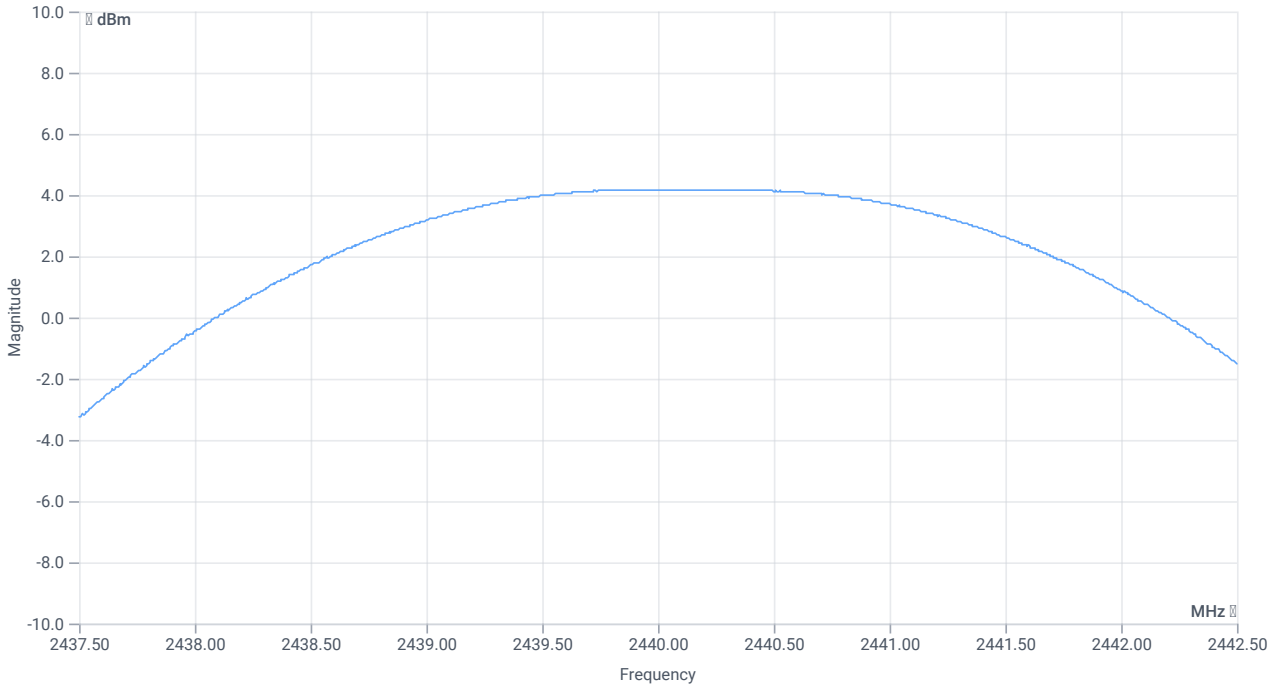

Peak output power

RESULT

DESCRIPTION	LOWER LIMIT	UPPER LIMIT	MEASURED	UNIT	VERDICT
Peak Power	---	---	4.17	dBm	INFO
Peak Power	---	---	2.612161	mW	INFO
Frequency at Peak	---	---	2439.875	MHz	INFO

Verdict
PASS

NA # Peak output power 3MHz/3MHz ~ BT LE 1 Msps

References

TC start	09.10.2023 09:40:49
Ambit temp [°C] | humidity [rel%]	0.0 | 0
System version	4.6.2.0
Standard | Version	NA | NI
Method	
Description	Peak OP 3MHz/3MHz - BT LE 1 Msps
Information	

EUT Common Settings BT Low Energy

Intermodulation Value N	3
Image Freq. Low | Mid | High [MHz]	0 | 0 | 0
Power Class	2
1 Mbps supported	True | TXpayload 255 | RXpayload 255
2 Mbps supported	True | TXpayload 255 | RXpayload 255
Longrange S8 supported	False | TXpayload 255 | RXpayload 255
Longrange S2 supported	False | TXpayload 255 | RXpayload 255
Signaling Settings	None | HCI | 1 | 2400 | None | S1 | None | On
Signaling RF Settings	RF1com | 0 | 0 | On |
User Interaction	No
Switch Matrix & Pathcompensation enabled	Yes

Test Parameter

Technology to test	BT LE 1 Msps
Antenna port used	1
Temperature	nom
Voltage	nom
Frequency low to test	True | Freq [MHz] 2402
Frequency mid to test	False | Freq [MHz] 2440
Frequency high to test	False | Freq [MHz] 2480
Auto control enabled power supply | Climatic Box	No | No
Additional path loss [dB]	0.3
Full path name | type	EUT - SignalingUnit - SpectrumAnalyzer

Equipment

Signal analyzer,Rohde&Schwarz,FSV-30,1321.3008K30/103170,3.60
Signaling unit,Rohde&Schwarz,CMW,1201.0002k75/102550,4.0.190

Equipment

Switch matrix,CTCadvanced,RSM-1 NI DAQ,31534892,NI

Test at TX 2402 MHz

RESULT: Reference Power cond.

DESCRIPTION	LOWER LIMIT	UPPER LIMIT	MEASURED	UNIT	VERDICT
Ref. Power 1MHz/1MHz cond.	---	---	4.88	dBm	INFO
Ref. Frequency	---	---	2402.400	MHz	INFO

READ SA SETTINGS:

RefLevel [dBm] | RefLevelOffset [dB] | InpAtt [dB]	14.88 | 10.89 | 20
Start [MHz] | Stop [MHz]	2399.500 | 2404.500
RBW [MHz] | VBW [MHz]	3.000000 | 3.000000
Detector | TraceMode	POS | MAXH
Sweep: time [ms] | count | points per Section | type	1000 | 10 | 1001 | SWE

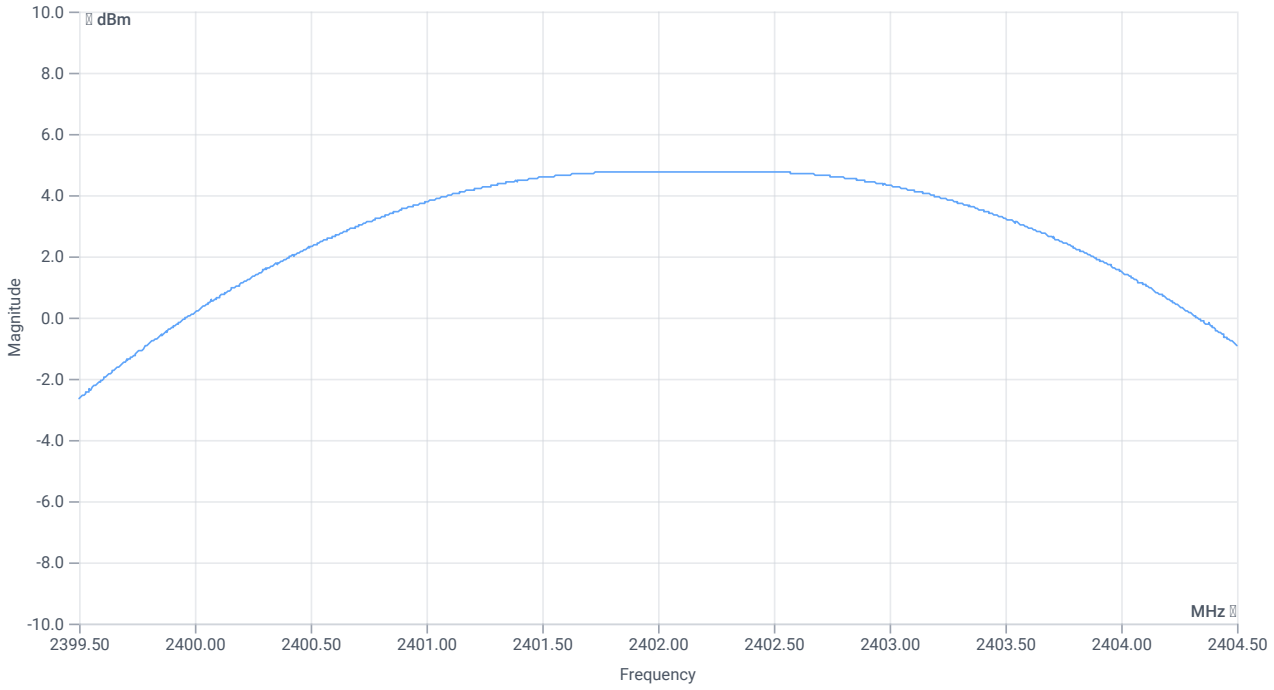

Peak output power

RESULT

DESCRIPTION	LOWER LIMIT	UPPER LIMIT	MEASURED	UNIT	VERDICT
Peak Power	---	---	4.77	dBm	INFO
Peak Power	---	---	2.999163	mW	INFO
Frequency at Peak	---	---	2402.425	MHz	INFO

Verdict
PASS

FCC 15.247 # Peak psd DTS ~ BT LE 2 Msps

References

TC start	09.10.2023 10:52:24
Ambit temp [°C] | humidity [rel%]	0.0 | 0
System version	4.6.2.0
Standard | Version	FCC 15.247 | NI
Method	DTS: KDB 558074 D01 V05 - Chapter 8.4 DTS maximum power spectral density level in the fundamental emission
Description	FCC 15.247 Peak psd DTS - BT LE 2 Msps
Information	

EUT Common Settings BT Low Energy

Intermodulation Value N	3
Image Freq. Low | Mid | High [MHz]	0 | 0 | 0
Power Class	2
1 Mbps supported	True | TXpayload 255 | RXpayload 255
2 Mbps supported	True | TXpayload 255 | RXpayload 255
Longrange S8 supported	False | TXpayload 255 | RXpayload 255
Longrange S2 supported	False | TXpayload 255 | RXpayload 255
Signaling Settings	None | HCI | 1 | 2400 | None | S1 | None | On
Signaling RF Settings	RF1com | 0 | 0 | On |
User Interaction	No
Switch Matrix & Pathcompensation enabled	Yes

Test Parameter

Technology to test	BT LE 2 Msps
Antenna port used	1
Temperature	nom
Voltage	nom
Frequency low to test	False | Freq [MHz] 2404
Frequency mid to test	False | Freq [MHz] 2440
Frequency high to test	True | Freq [MHz] 2478
Auto control enabled power supply | Climatic Box	No | No
Additional path loss [dB]	0.3
Full path name | type	EUT - SignalingUnit - SpectrumAnalyzer

Equipment

Signal analyzer,Rohde&Schwarz,FSV-30,1321.3008K30/103170,3.60

Equipment

Signaling unit,Rohde&Schwarz,CMW,1201.0002k75/102550,4.0.190
Switch matrix,CTCadvanced,RSM-1 NI DAQ,31534892,NI

Test at TX 2478 MHz

RESULT: Reference Power cond.

DESCRIPTION	LOWER LIMIT	UPPER LIMIT	MEASURED	UNIT	VERDICT
Ref. Power 1MHz/1MHz cond.	---	---	3.96	dBm	INFO
Ref. Frequency	---	---	2478.700	MHz	INFO

READ SA SETTINGS:

RefLevel [dBm] | RefLevelOffset [dB] | InpAtt [dB]	8.96 | 11 | 15
Start [MHz] | Stop [MHz]	2476.275 | 2479.725
RBW [MHz] | VBW [MHz]	0.003000 | 0.010000
Detector | TraceMode	POS | MAXH
Sweep: time [ms] | count | points per Section | type	1000 | 20 | 1001 | SWE

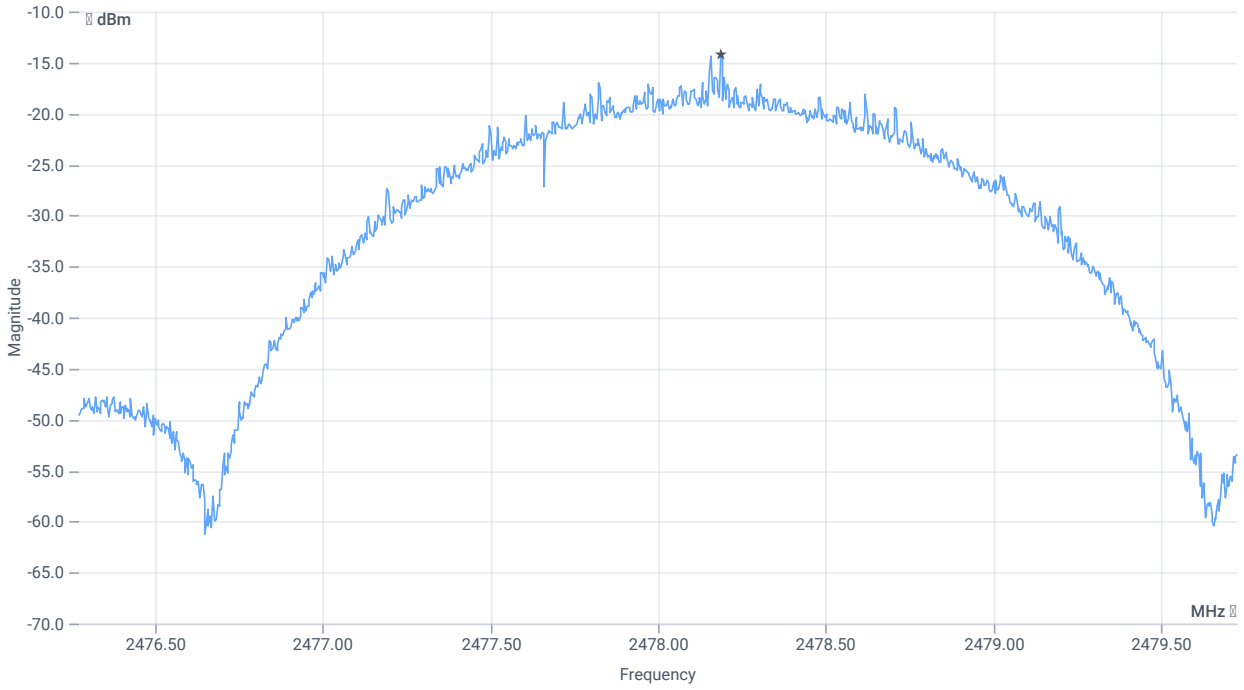

Peak psd

RESULT

DESCRIPTION	LOWER LIMIT	UPPER LIMIT	MEASURED	UNIT	VERDICT
Peak psd	---	8	-14.22	dBm/3KHz	PASS

Verdict
PASS

FCC 15.247 # Peak psd DTS ~ BT LE 2 Msps

References

TC start	09.10.2023 10:36:37
Ambit temp [°C] | humidity [rel%]	0.0 | 0
System version	4.6.2.0
Standard | Version	FCC 15.247 | NI
Method	DTS: KDB 558074 D01 V05 - Chapter 8.4 DTS maximum power spectral density level in the fundamental emission
Description	FCC 15.247 Peak psd DTS - BT LE 2 Msps
Information	

EUT Common Settings BT Low Energy

Intermodulation Value N	3
Image Freq. Low | Mid | High [MHz]	0 | 0 | 0
Power Class	2
1 Mbps supported	True | TXpayload 255 | RXpayload 255
2 Mbps supported	True | TXpayload 255 | RXpayload 255
Longrange S8 supported	False | TXpayload 255 | RXpayload 255
Longrange S2 supported	False | TXpayload 255 | RXpayload 255
Signaling Settings	None | HCI | 1 | 2400 | None | S1 | None | On
Signaling RF Settings	RF1com | 0 | 0 | On |
User Interaction	No
Switch Matrix & Pathcompensation enabled	Yes

Test Parameter

Technology to test	BT LE 2 Msps
Antenna port used	1
Temperature	nom
Voltage	nom
Frequency low to test	False | Freq [MHz] 2404
Frequency mid to test	True | Freq [MHz] 2440
Frequency high to test	False | Freq [MHz] 2478
Auto control enabled power supply | Climatic Box	No | No
Additional path loss [dB]	0.3
Full path name | type	EUT - SignalingUnit - SpectrumAnalyzer

Equipment

Signal analyzer,Rohde&Schwarz,FSV-30,1321.3008K30/103170,3.60

Equipment

Signaling unit,Rohde&Schwarz,CMW,1201.0002k75/102550,4.0.190
Switch matrix,CTCadvanced,RSM-1 NI DAQ,31534892,NI

Test at TX 2440 MHz

RESULT: Reference Power cond.

DESCRIPTION	LOWER LIMIT	UPPER LIMIT	MEASURED	UNIT	VERDICT
Ref. Power 1MHz/1MHz cond.	---	---	4.20	dBm	INFO
Ref. Frequency	---	---	2440.700	MHz	INFO

READ SA SETTINGS:

RefLevel [dBm] | RefLevelOffset [dB] | InpAtt [dB]	9.20 | 10.96 | 15
Start [MHz] | Stop [MHz]	2438.275 | 2441.725
RBW [MHz] | VBW [MHz]	0.003000 | 0.010000
Detector | TraceMode	POS | MAXH
Sweep: time [ms] | count | points per Section | type	1000 | 20 | 1001 | SWE

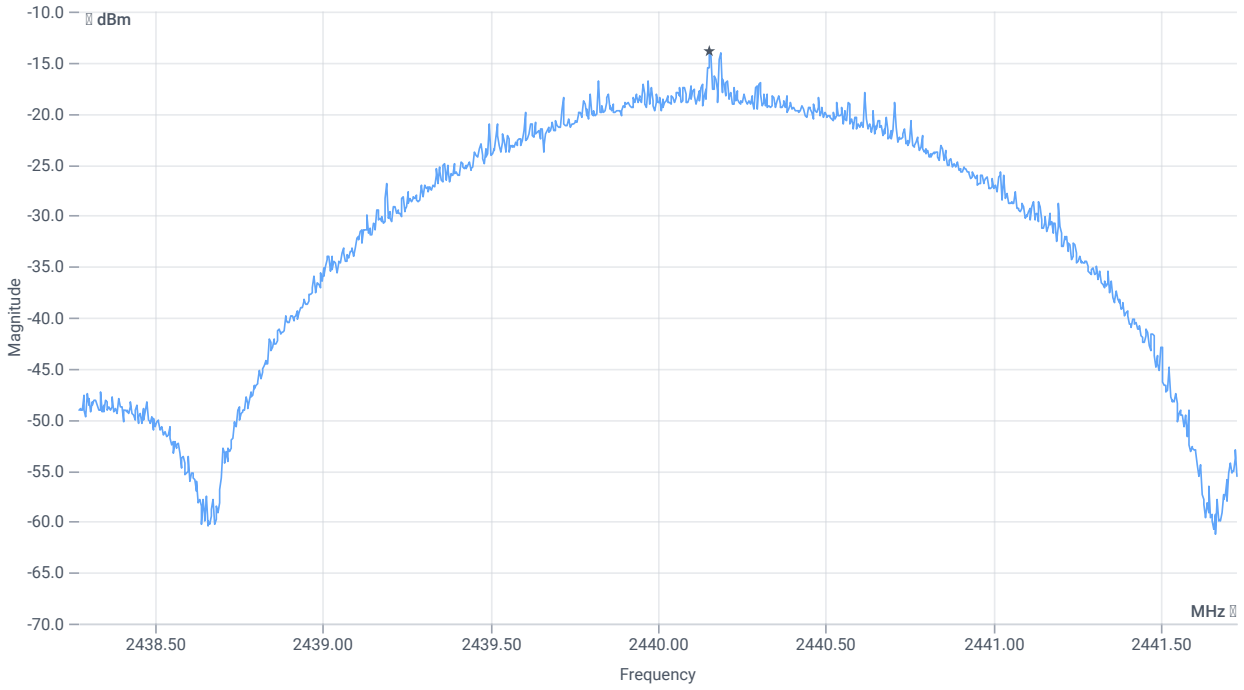

Peak psd

RESULT

DESCRIPTION	LOWER LIMIT	UPPER LIMIT	MEASURED	UNIT	VERDICT
Peak psd	---	8	-13.97	dBm/3KHz	PASS

Verdict
PASS

FCC 15.247 # Peak psd DTS ~ BT LE 2 Msps

References

TC start	09.10.2023 10:18:35
Ambit temp [°C] | humidity [rel%]	0.0 | 0
System version	4.6.2.0
Standard | Version	FCC 15.247 | NI
Method	DTS: KDB 558074 D01 V05 - Chapter 8.4 DTS maximum power spectral density level in the fundamental emission
Description	FCC 15.247 Peak psd DTS - BT LE 2 Msps
Information	

EUT Common Settings BT Low Energy

Intermodulation Value N	3
Image Freq. Low | Mid | High [MHz]	0 | 0 | 0
Power Class	2
1 Mbps supported	True | TXpayload 255 | RXpayload 255
2 Mbps supported	True | TXpayload 255 | RXpayload 255
Longrange S8 supported	False | TXpayload 255 | RXpayload 255
Longrange S2 supported	False | TXpayload 255 | RXpayload 255
Signaling Settings	None | HCI | 1 | 2400 | None | S1 | None | On
Signaling RF Settings	RF1com | 0 | 0 | On |
User Interaction	No
Switch Matrix & Pathcompensation enabled	Yes

Test Parameter

Technology to test	BT LE 2 Msps
Antenna port used	1
Temperature	nom
Voltage	nom
Frequency low to test	True | Freq [MHz] 2404
Frequency mid to test	False | Freq [MHz] 2440
Frequency high to test	False | Freq [MHz] 2478
Auto control enabled power supply | Climatic Box	No | No
Additional path loss [dB]	0.3
Full path name | type	EUT - SignalingUnit - SpectrumAnalyzer

Equipment

Signal analyzer,Rohde&Schwarz,FSV-30,1321.3008K30/103170,3.60

Equipment

Signaling unit,Rohde&Schwarz,CMW,1201.0002k75/102550,4.0.190
Switch matrix,CTCadvanced,RSM-1 NI DAQ,31534892,NI

Test at TX 2404 MHz

RESULT: Reference Power cond.

DESCRIPTION	LOWER LIMIT	UPPER LIMIT	MEASURED	UNIT	VERDICT
Ref. Power 1MHz/1MHz cond.	---	---	4.84	dBm	INFO
Ref. Frequency	---	---	2404.700	MHz	INFO

READ SA SETTINGS:

RefLevel [dBm] | RefLevelOffset [dB] | InpAtt [dB]	9.84 | 10.9 | 15
Start [MHz] | Stop [MHz]	2402.275 | 2405.725
RBW [MHz] | VBW [MHz]	0.003000 | 0.010000
Detector | TraceMode	POS | MAXH
Sweep: time [ms] | count | points per Section | type	1000 | 20 | 1001 | SWE

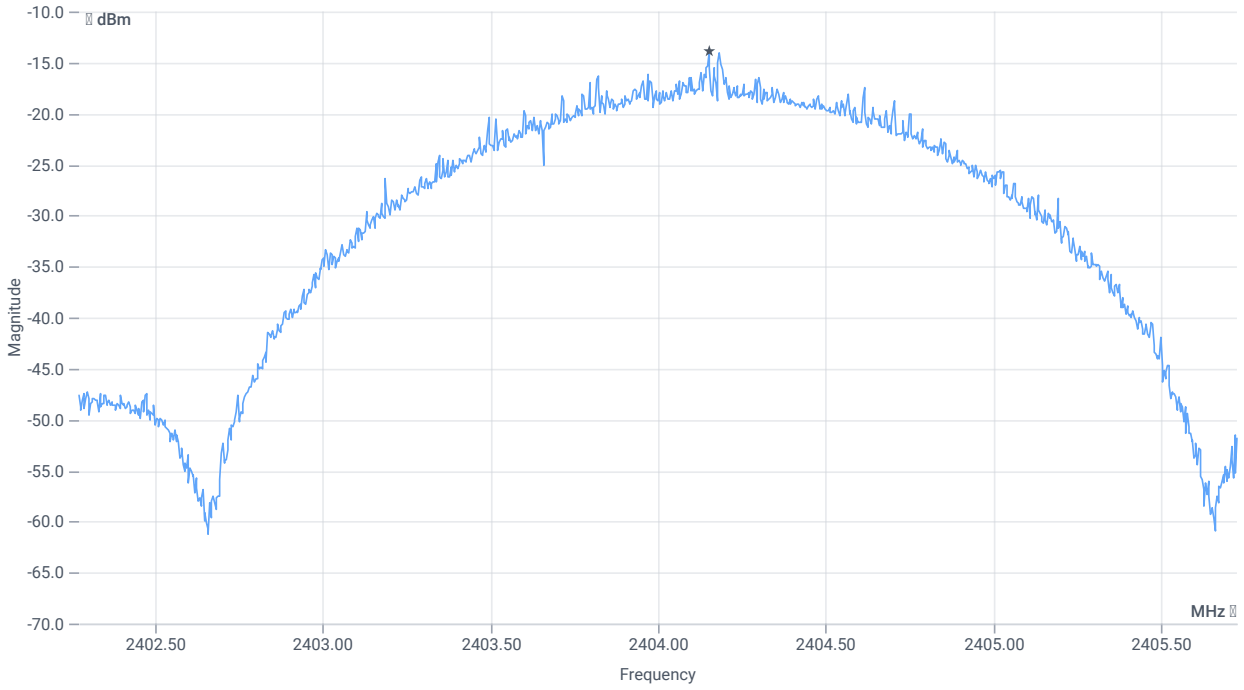

Peak psd

RESULT

DESCRIPTION	LOWER LIMIT	UPPER LIMIT	MEASURED	UNIT	VERDICT
Peak psd	---	8	-13.87	dBm/3KHz	PASS

Verdict
PASS

FCC 15.247 # Peak psd DTS ~ BT LE 1 Msps

References

TC start	09.10.2023 10:06:59
Ambit temp [°C] | humidity [rel%]	0.0 | 0
System version	4.6.2.0
Standard | Version	FCC 15.247 | NI
Method	DTS: KDB 558074 D01 V05 - Chapter 8.4 DTS maximum power spectral density level in the fundamental emission
Description	FCC 15.247 Peak psd DTS - BT LE 1 Msps
Information	

EUT Common Settings BT Low Energy

Intermodulation Value N	3
Image Freq. Low | Mid | High [MHz]	0 | 0 | 0
Power Class	2
1 Mbps supported	True | TXpayload 255 | RXpayload 255
2 Mbps supported	True | TXpayload 255 | RXpayload 255
Longrange S8 supported	False | TXpayload 255 | RXpayload 255
Longrange S2 supported	False | TXpayload 255 | RXpayload 255
Signaling Settings	None | HCI | 1 | 2400 | None | S1 | None | On
Signaling RF Settings	RF1com | 0 | 0 | On |
User Interaction	No
Switch Matrix & Pathcompensation enabled	Yes

Test Parameter

Technology to test	BT LE 1 Msps
Antenna port used	1
Temperature	nom
Voltage	nom
Frequency low to test	False | Freq [MHz] 2402
Frequency mid to test	False | Freq [MHz] 2440
Frequency high to test	True | Freq [MHz] 2480
Auto control enabled power supply | Climatic Box	No | No
Additional path loss [dB]	0.3
Full path name | type	EUT - SignalingUnit - SpectrumAnalyzer

Equipment

Signal analyzer,Rohde&Schwarz,FSV-30,1321.3008K30/103170,3.60

Equipment

Signaling unit,Rohde&Schwarz,CMW,1201.0002k75/102550,4.0.190
Switch matrix,CTCadvanced,RSM-1 NI DAQ,31534892,NI

Test at TX 2480 MHz

RESULT: Reference Power cond.

DESCRIPTION	LOWER LIMIT	UPPER LIMIT	MEASURED	UNIT	VERDICT
Ref. Power 1MHz/1MHz cond.	---	---	3.89	dBm	INFO
Ref. Frequency	---	---	2480.400	MHz	INFO

READ SA SETTINGS:

RefLevel [dBm] | RefLevelOffset [dB] | InpAtt [dB]	8.89 | 11.01 | 15
Start [MHz] | Stop [MHz]	2479.250 | 2480.750
RBW [MHz] | VBW [MHz]	0.003000 | 0.010000
Detector | TraceMode	POS | MAXH
Sweep: time [ms] | count | points per Section | type	1000 | 20 | 1001 | SWE

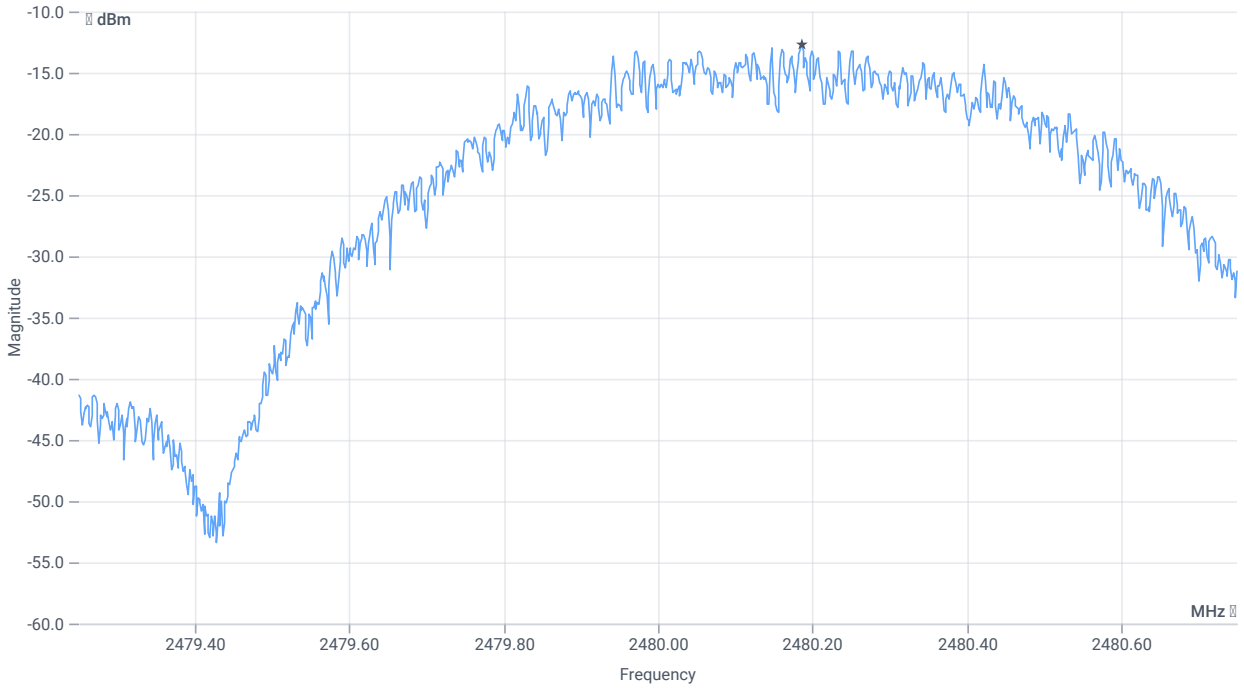

Peak psd

RESULT

DESCRIPTION	LOWER LIMIT	UPPER LIMIT	MEASURED	UNIT	VERDICT
Peak psd	---	8	-12.67	dBm/3KHz	PASS

Verdict
PASS

FCC 15.247 # Peak psd DTS ~ BT LE 1 Msps

References

TC start	09.10.2023 09:53:06
Ambit temp [°C] | humidity [rel%]	0.0 | 0
System version	4.6.2.0
Standard | Version	FCC 15.247 | NI
Method	DTS: KDB 558074 D01 V05 - Chapter 8.4 DTS maximum power spectral density level in the fundamental emission
Description	FCC 15.247 Peak psd DTS - BT LE 1 Msps
Information	

EUT Common Settings BT Low Energy

Intermodulation Value N	3
Image Freq. Low | Mid | High [MHz]	0 | 0 | 0
Power Class	2
1 Mbps supported	True | TXpayload 255 | RXpayload 255
2 Mbps supported	True | TXpayload 255 | RXpayload 255
Longrange S8 supported	False | TXpayload 255 | RXpayload 255
Longrange S2 supported	False | TXpayload 255 | RXpayload 255
Signaling Settings	None | HCI | 1 | 2400 | None | S1 | None | On
Signaling RF Settings	RF1com | 0 | 0 | On |
User Interaction	No
Switch Matrix & Pathcompensation enabled	Yes

Test Parameter

Technology to test	BT LE 1 Msps
Antenna port used	1
Temperature	nom
Voltage	nom
Frequency low to test	False | Freq [MHz] 2402
Frequency mid to test	True | Freq [MHz] 2440
Frequency high to test	False | Freq [MHz] 2480
Auto control enabled power supply | Climatic Box	No | No
Additional path loss [dB]	0.3
Full path name | type	EUT - SignalingUnit - SpectrumAnalyzer

Equipment

Signal analyzer,Rohde&Schwarz,FSV-30,1321.3008K30/103170,3.60

Equipment

Signaling unit,Rohde&Schwarz,CMW,1201.0002k75/102550,4.0.190
Switch matrix,CTCadvanced,RSM-1 NI DAQ,31534892,NI

Test at TX 2440 MHz

RESULT: Reference Power cond.

DESCRIPTION	LOWER LIMIT	UPPER LIMIT	MEASURED	UNIT	VERDICT
Ref. Power 1MHz/1MHz cond.	---	---	4.21	dBm	INFO
Ref. Frequency	---	---	2440.400	MHz	INFO

READ SA SETTINGS:

RefLevel [dBm] | RefLevelOffset [dB] | InpAtt [dB]	9.21 | 10.96 | 15
Start [MHz] | Stop [MHz]	2439.250 | 2440.750
RBW [MHz] | VBW [MHz]	0.003000 | 0.010000
Detector | TraceMode	POS | MAXH
Sweep: time [ms] | count | points per Section | type	1000 | 20 | 1001 | SWE

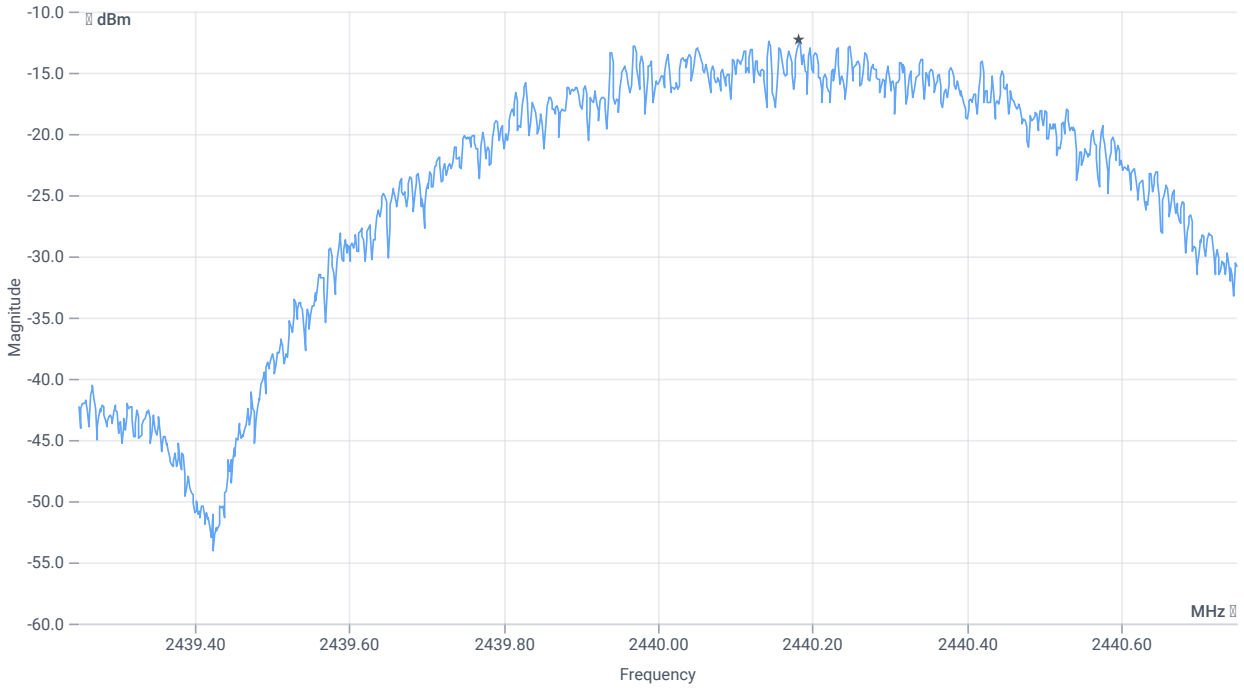

Peak psd

RESULT

DESCRIPTION	LOWER LIMIT	UPPER LIMIT	MEASURED	UNIT	VERDICT
Peak psd	---	8	-12.28	dBm/3KHz	PASS

Verdict
PASS

FCC 15.247 # Peak psd DTS ~ BT LE 1 Msps

References

TC start	09.10.2023 09:42:37
Ambit temp [°C] | humidity [rel%]	0.0 | 0
System version	4.6.2.0
Standard | Version	FCC 15.247 | NI
Method	DTS: KDB 558074 D01 V05 - Chapter 8.4 DTS maximum power spectral density level in the fundamental emission
Description	FCC 15.247 Peak psd DTS - BT LE 1 Msps
Information	

EUT Common Settings BT Low Energy

Intermodulation Value N	3
Image Freq. Low | Mid | High [MHz]	0 | 0 | 0
Power Class	2
1 Mbps supported	True | TXpayload 255 | RXpayload 255
2 Mbps supported	True | TXpayload 255 | RXpayload 255
Longrange S8 supported	False | TXpayload 255 | RXpayload 255
Longrange S2 supported	False | TXpayload 255 | RXpayload 255
Signaling Settings	None | HCI | 1 | 2400 | None | S1 | None | On
Signaling RF Settings	RF1com | 0 | 0 | On |
User Interaction	No
Switch Matrix & Pathcompensation enabled	Yes

Test Parameter

Technology to test	BT LE 1 Msps
Antenna port used	1
Temperature	nom
Voltage	nom
Frequency low to test	True | Freq [MHz] 2402
Frequency mid to test	False | Freq [MHz] 2440
Frequency high to test	False | Freq [MHz] 2480
Auto control enabled power supply | Climatic Box	No | No
Additional path loss [dB]	0.3
Full path name | type	EUT - SignalingUnit - SpectrumAnalyzer

Equipment

Signal analyzer,Rohde&Schwarz,FSV-30,1321.3008K30/103170,3.60

Equipment

Signaling unit,Rohde&Schwarz,CMW,1201.0002k75/102550,4.0.190
Switch matrix,CTCadvanced,RSM-1 NI DAQ,31534892,NI

Test at TX 2402 MHz

RESULT: Reference Power cond.

DESCRIPTION	LOWER LIMIT	UPPER LIMIT	MEASURED	UNIT	VERDICT
Ref. Power 1MHz/1MHz cond.	---	---	4.84	dBm	INFO
Ref. Frequency	---	---	2402.400	MHz	INFO

READ SA SETTINGS:

RefLevel [dBm] | RefLevelOffset [dB] | InpAtt [dB]	9.84 | 10.89 | 15
Start [MHz] | Stop [MHz]	2401.250 | 2402.750
RBW [MHz] | VBW [MHz]	0.003000 | 0.010000
Detector | TraceMode	POS | MAXH
Sweep: time [ms] | count | points per Section | type	1000 | 20 | 1001 | SWE

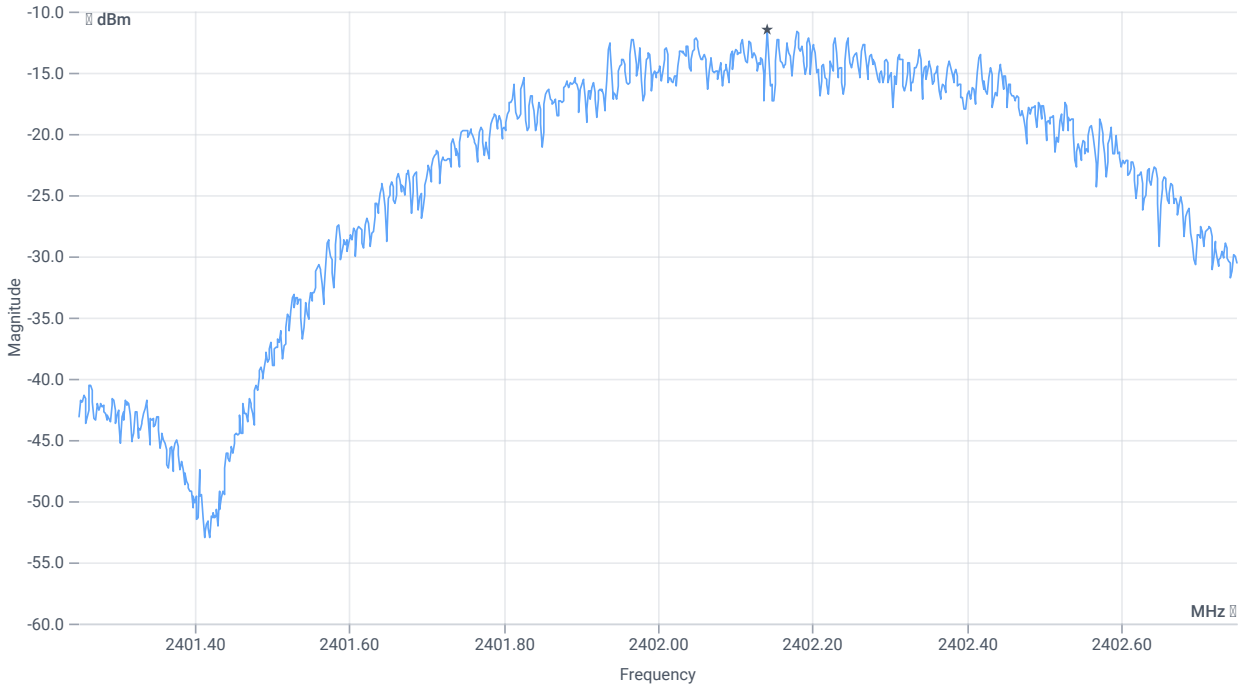

Peak psd

RESULT

DESCRIPTION	LOWER LIMIT	UPPER LIMIT	MEASURED	UNIT	VERDICT
Peak psd	---	8	-11.54	dBm/3KHz	PASS

Verdict
PASS

FCC 15.247 # TX spurious conducted 20dBc ~ BT LE 2 Msps

References

TC start	09.10.2023 10:53:46
Ambit temp [°C] | humidity [rel%]	0.0 | 0
System version	4.6.2.0
Standard | Version	FCC 15.247 | NI
Method	IF DTS then 8.5 DTS emissions in non-restricted frequency bands: Subclause 11.11 of ANSI C63.10 is applicable
Description	FCC 15.247 TX Emissions Conducted DTS - BT LE 2 Msps
Information	

EUT Common Settings BT Low Energy

Intermodulation Value N	3
Image Freq. Low | Mid | High [MHz]	0 | 0 | 0
Power Class	2
1 Mbps supported	True | TXpayload 255 | RXpayload 255
2 Mbps supported	True | TXpayload 255 | RXpayload 255
Longrange S8 supported	False | TXpayload 255 | RXpayload 255
Longrange S2 supported	False | TXpayload 255 | RXpayload 255
Signaling Settings	None | HCI | 1 | 2400 | None | S1 | None | On
Signaling RF Settings	RF1com | 0 | 0 | On |
User Interaction	No
Switch Matrix & Pathcompensation enabled	Yes

Test Parameter

Technology to test	BT LE 2 Msps
Antenna port used	1
Temperature	nom
Voltage	nom
Frequency low to test	False | Freq [MHz] 2404
Frequency mid to test	False | Freq [MHz] 2440
Frequency high to test	True | Freq [MHz] 2478
Auto control enabled power supply | Climatic Box	No | No
Additional path loss [dB]	0.3
Full path name | type	EUT - SignalingUnit - SpectrumAnalyzer

Equipment

Signal analyzer,Rohde&Schwarz,FSV-30,1321.3008K30/103170,3.60

Equipment

Signaling unit,Rohde&Schwarz,CMW,1201.0002k75/102550,4.0.190
Switch matrix,CTCadvanced,RSM-1 NI DAQ,31534892,NI

Test at TX 2478 MHz

RESULT: Reference Power cond.

DESCRIPTION	LOWER LIMIT	UPPER LIMIT	MEASURED	UNIT	VERDICT
Ref. Power 1MHz/1MHz cond.	---	---	3.96	dBm	INFO
Ref. Frequency	---	---	2478.700	MHz	INFO

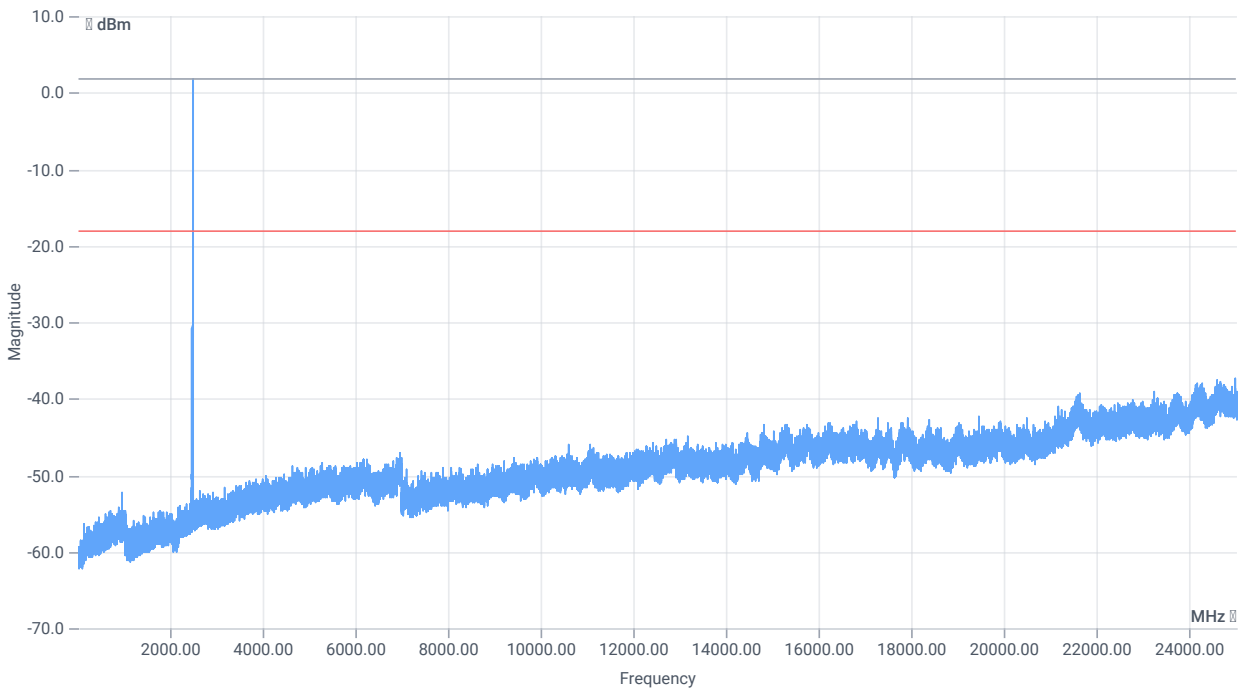

TX emissions

READ SA SETTINGS:

RefLevel [dBm] | RefLevelOffset [dB] | InpAtt [dB]	3.96 | 0 | 20
Start [MHz] | Stop [MHz]	24530.000 | 25030.000
RBW [MHz] | VBW [MHz]	0.100000 | 0.300000
Detector | TraceMode	POS | MAXH
Sweep: time [ms] | count | points per Section | type	200 | 25 | 2001 | SWE

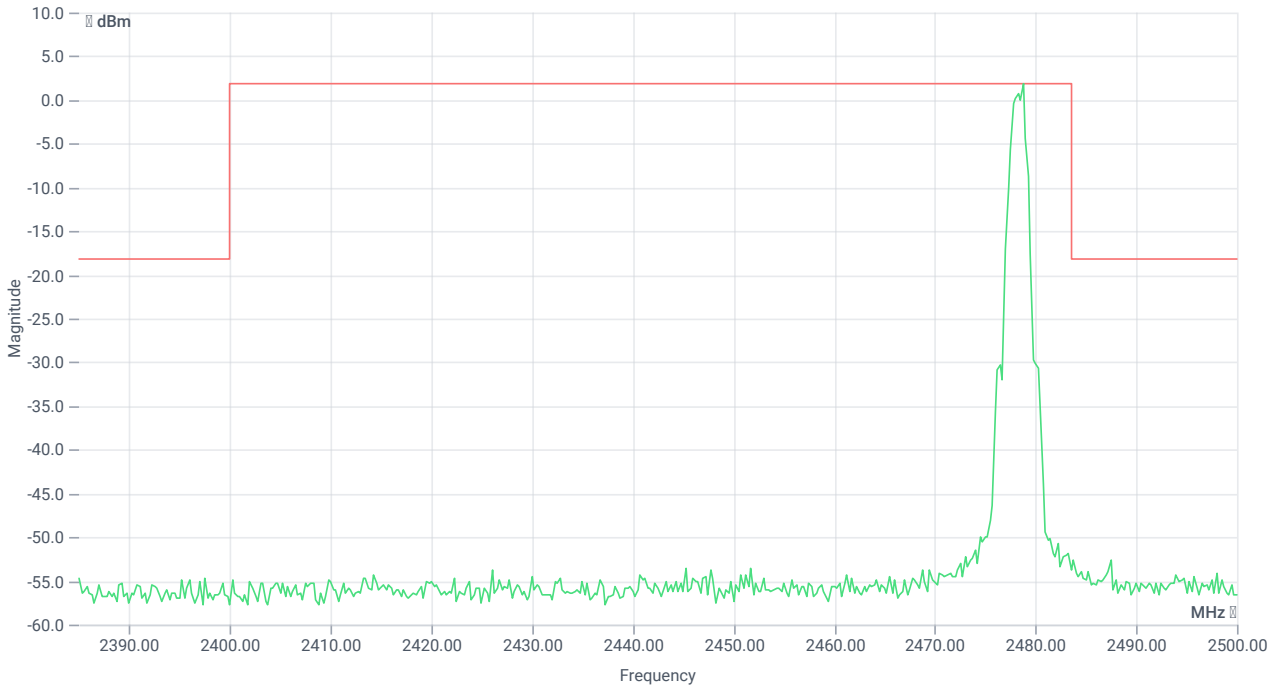

TX emissions band zoomed

RESULT

DESCRIPTION	LOWER LIMIT	UPPER LIMIT	MEASURED	UNIT	VERDICT
Reference @ 2478.75 MHz	---	---	1.82	dBm	INFO
No peaks detected	---	---			PASS
Lowest margin to limit 24988 MHz	0	---	19.21	dB	INFO

Verdict
PASS

FCC 15.247 # TX spurious conducted 20dBc ~ BT LE 2 Msps

References

TC start	09.10.2023 10:37:59
Ambit temp [°C] | humidity [rel%]	0.0 | 0
System version	4.6.2.0
Standard | Version	FCC 15.247 | NI
Method	IF DTS then 8.5 DTS emissions in non-restricted frequency bands: Subclause 11.11 of ANSI C63.10 is applicable
Description	FCC 15.247 TX Emissions Conducted DTS - BT LE 2 Msps
Information	

EUT Common Settings BT Low Energy

Intermodulation Value N	3
Image Freq. Low | Mid | High [MHz]	0 | 0 | 0
Power Class	2
1 Mbps supported	True | TXpayload 255 | RXpayload 255
2 Mbps supported	True | TXpayload 255 | RXpayload 255
Longrange S8 supported	False | TXpayload 255 | RXpayload 255
Longrange S2 supported	False | TXpayload 255 | RXpayload 255
Signaling Settings	None | HCI | 1 | 2400 | None | S1 | None | On
Signaling RF Settings	RF1com | 0 | 0 | On |
User Interaction	No
Switch Matrix & Pathcompensation enabled	Yes

Test Parameter

Technology to test	BT LE 2 Msps
Antenna port used	1
Temperature	nom
Voltage	nom
Frequency low to test	False | Freq [MHz] 2404
Frequency mid to test	True | Freq [MHz] 2440
Frequency high to test	False | Freq [MHz] 2478
Auto control enabled power supply | Climatic Box	No | No
Additional path loss [dB]	0.3
Full path name | type	EUT - SignalingUnit - SpectrumAnalyzer

Equipment

Signal analyzer,Rohde&Schwarz,FSV-30,1321.3008K30/103170,3.60

Equipment

Signaling unit,Rohde&Schwarz,CMW,1201.0002k75/102550,4.0.190
Switch matrix,CTCadvanced,RSM-1 NI DAQ,31534892,NI

Test at TX 2440 MHz

RESULT: Reference Power cond.

DESCRIPTION	LOWER LIMIT	UPPER LIMIT	MEASURED	UNIT	VERDICT
Ref. Power 1MHz/1MHz cond.	---	---	4.25	dBm	INFO
Ref. Frequency	---	---	2440.700	MHz	INFO

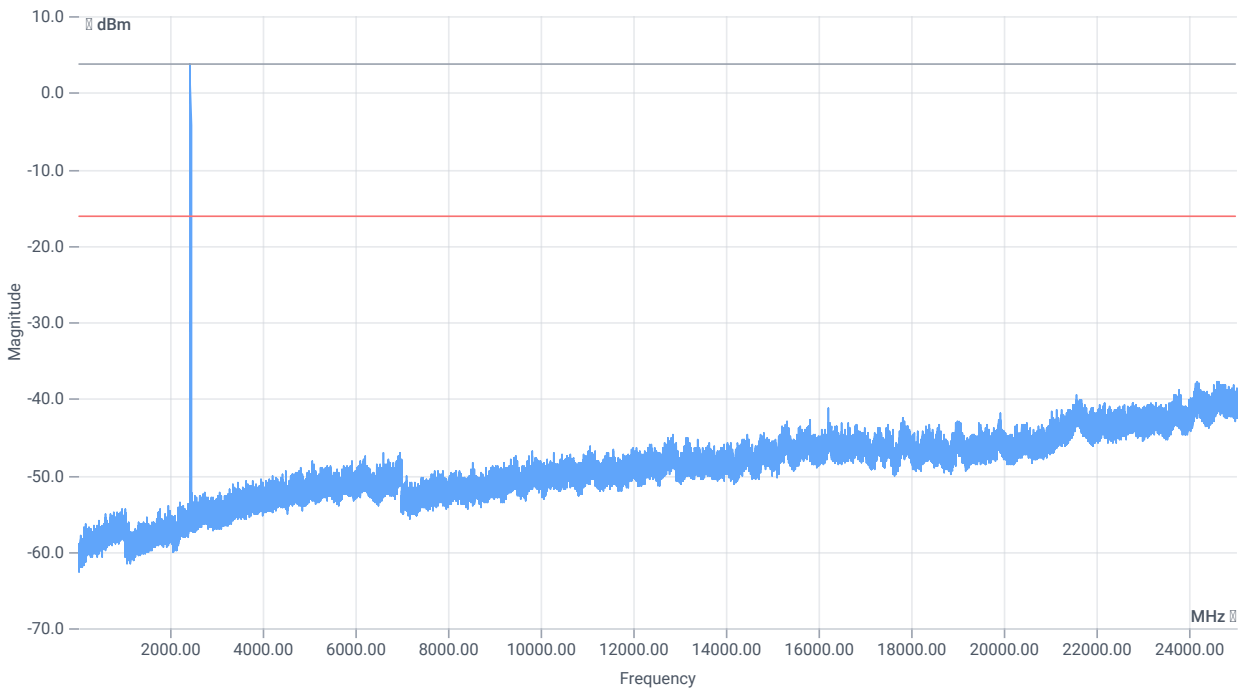

TX emissions

READ SA SETTINGS:

RefLevel [dBm] | RefLevelOffset [dB] | InpAtt [dB]	4.25 | 0 | 20
Start [MHz] | Stop [MHz]	24530.000 | 25030.000
RBW [MHz] | VBW [MHz]	0.100000 | 0.300000
Detector | TraceMode	POS | MAXH
Sweep: time [ms] | count | points per Section | type	200 | 25 | 2001 | SWE

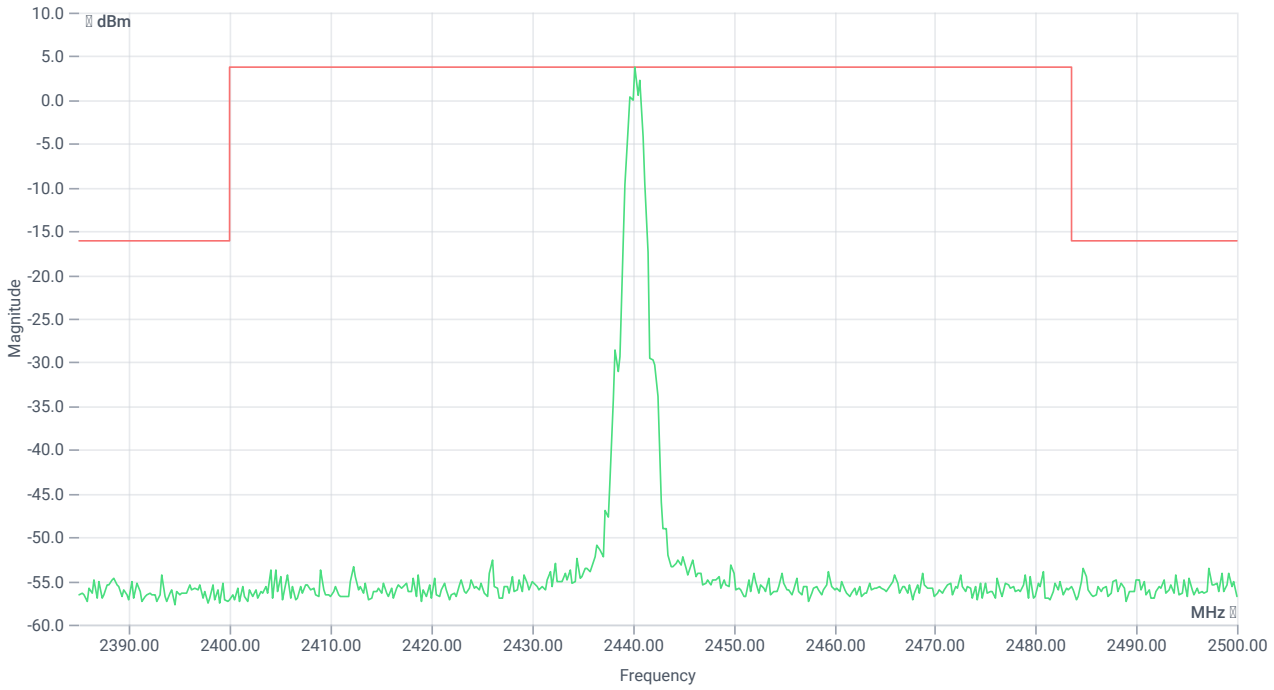

TX emissions band zoomed

RESULT

DESCRIPTION	LOWER LIMIT	UPPER LIMIT	MEASURED	UNIT	VERDICT
Reference @ 2440.25 MHz	---	---	3.81	dBm	INFO
No peaks detected	---	---			PASS
Lowest margin to limit 30 MHz	0	---	-140.28	dB	INFO

Verdict
PASS

FCC 15.247 # TX spurious conducted 20dBc ~ BT LE 2 Msps

References

TC start	09.10.2023 10:19:57
Ambit temp [°C] | humidity [rel%]	0.0 | 0
System version	4.6.2.0
Standard | Version	FCC 15.247 | NI
Method	IF DTS then 8.5 DTS emissions in non-restricted frequency bands: Subclause 11.11 of ANSI C63.10 is applicable
Description	FCC 15.247 TX Emissions Conducted DTS - BT LE 2 Msps
Information	

EUT Common Settings BT Low Energy

Intermodulation Value N	3
Image Freq. Low | Mid | High [MHz]	0 | 0 | 0
Power Class	2
1 Mbps supported	True | TXpayload 255 | RXpayload 255
2 Mbps supported	True | TXpayload 255 | RXpayload 255
Longrange S8 supported	False | TXpayload 255 | RXpayload 255
Longrange S2 supported	False | TXpayload 255 | RXpayload 255
Signaling Settings	None | HCI | 1 | 2400 | None | S1 | None | On
Signaling RF Settings	RF1com | 0 | 0 | On |
User Interaction	No
Switch Matrix & Pathcompensation enabled	Yes

Test Parameter

Technology to test	BT LE 2 Msps
Antenna port used	1
Temperature	nom
Voltage	nom
Frequency low to test	True | Freq [MHz] 2404
Frequency mid to test	False | Freq [MHz] 2440
Frequency high to test	False | Freq [MHz] 2478
Auto control enabled power supply | Climatic Box	No | No
Additional path loss [dB]	0.3
Full path name | type	EUT - SignalingUnit - SpectrumAnalyzer

Equipment

Signal analyzer,Rohde&Schwarz,FSV-30,1321.3008K30/103170,3.60

Equipment

Signaling unit,Rohde&Schwarz,CMW,1201.0002k75/102550,4.0.190
Switch matrix,CTCadvanced,RSM-1 NI DAQ,31534892,NI

Test at TX 2404 MHz

RESULT: Reference Power cond.

DESCRIPTION	LOWER LIMIT	UPPER LIMIT	MEASURED	UNIT	VERDICT
Ref. Power 1MHz/1MHz cond.	---	---	4.82	dBm	INFO
Ref. Frequency	---	---	2404.700	MHz	INFO

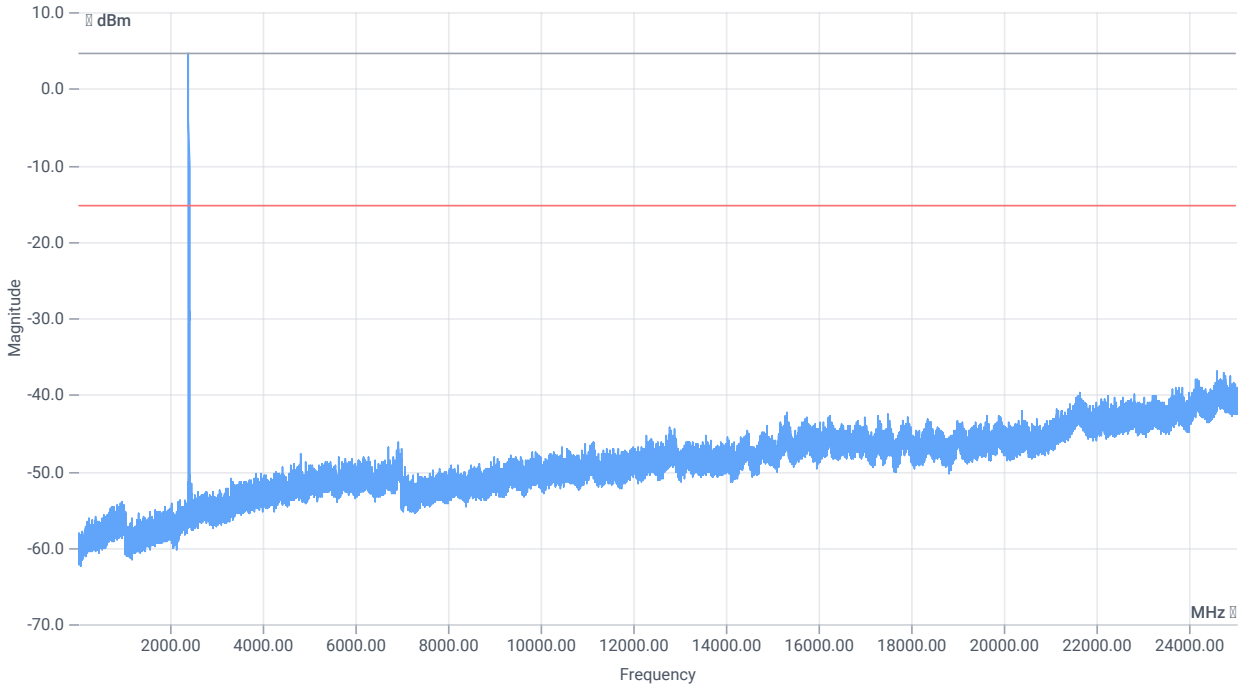

TX emissions

READ SA SETTINGS:

RefLevel [dBm] | RefLevelOffset [dB] | InpAtt [dB]	4.82 | 0 | 20
Start [MHz] | Stop [MHz]	24530.000 | 25030.000
RBW [MHz] | VBW [MHz]	0.100000 | 0.300000
Detector | TraceMode	POS | MAXH
Sweep: time [ms] | count | points per Section | type	200 | 25 | 2001 | SWE

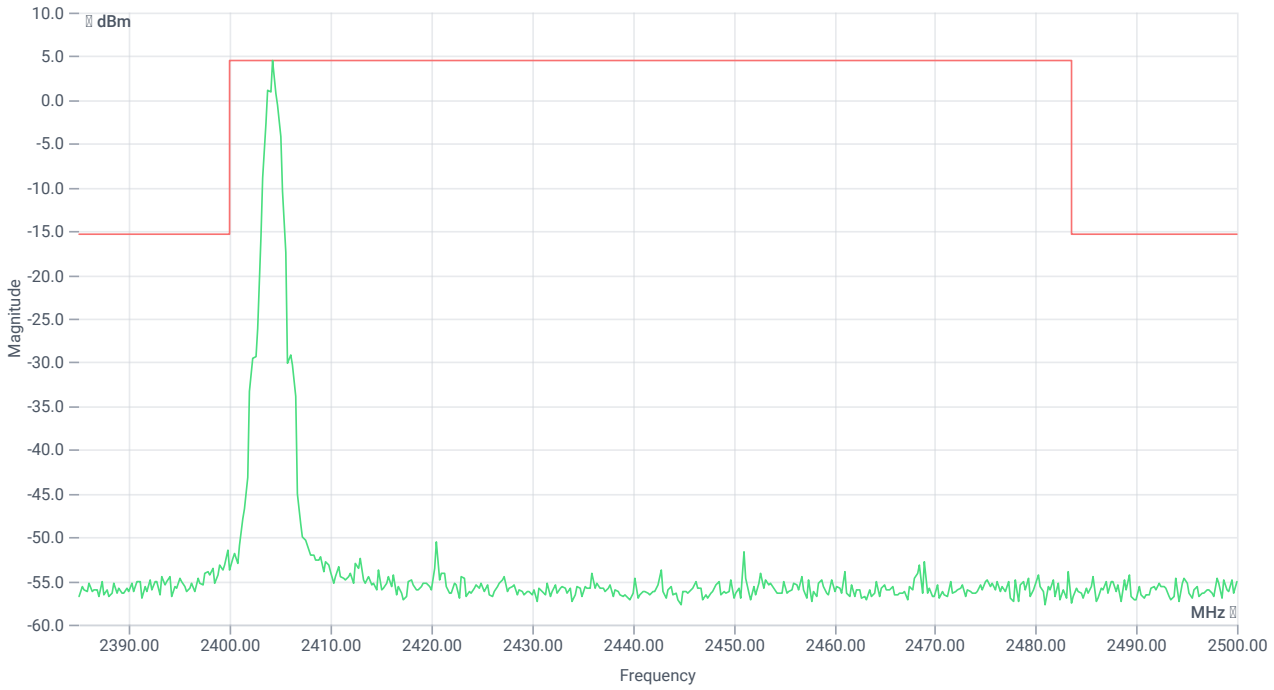

TX emissions band zoomed

RESULT

DESCRIPTION	LOWER LIMIT	UPPER LIMIT	MEASURED	UNIT	VERDICT
Reference @ 2404.25 MHz	---	---	4.60	dBm	INFO
No peaks detected	---	---			PASS
Lowest margin to limit 30 MHz	0	---	-140.29	dB	INFO

Verdict
PASS

FCC 15.247 # TX spurious conducted 20dBc ~ BT LE 1 Msps

References

TC start	09.10.2023 10:08:20
Ambit temp [°C] | humidity [rel%]	0.0 | 0
System version	4.6.2.0
Standard | Version	FCC 15.247 | NI
Method	IF DTS then 8.5 DTS emissions in non-restricted frequency bands: Subclause 11.11 of ANSI C63.10 is applicable
Description	FCC 15.247 TX Emissions Conducted DTS - BT LE 1 Msps
Information	

EUT Common Settings BT Low Energy

Intermodulation Value N	3
Image Freq. Low | Mid | High [MHz]	0 | 0 | 0
Power Class	2
1 Mbps supported	True | TXpayload 255 | RXpayload 255
2 Mbps supported	True | TXpayload 255 | RXpayload 255
Longrange S8 supported	False | TXpayload 255 | RXpayload 255
Longrange S2 supported	False | TXpayload 255 | RXpayload 255
Signaling Settings	None | HCI | 1 | 2400 | None | S1 | None | On
Signaling RF Settings	RF1com | 0 | 0 | On |
User Interaction	No
Switch Matrix & Pathcompensation enabled	Yes

Test Parameter

Technology to test	BT LE 1 Msps
Antenna port used	1
Temperature	nom
Voltage	nom
Frequency low to test	False | Freq [MHz] 2402
Frequency mid to test	False | Freq [MHz] 2440
Frequency high to test	True | Freq [MHz] 2480
Auto control enabled power supply | Climatic Box	No | No
Additional path loss [dB]	0.3
Full path name | type	EUT - SignalingUnit - SpectrumAnalyzer

Equipment

Signal analyzer,Rohde&Schwarz,FSV-30,1321.3008K30/103170,3.60

Equipment

Signaling unit,Rohde&Schwarz,CMW,1201.0002k75/102550,4.0.190
Switch matrix,CTCadvanced,RSM-1 NI DAQ,31534892,NI

Test at TX 2480 MHz

RESULT: Reference Power cond.

DESCRIPTION	LOWER LIMIT	UPPER LIMIT	MEASURED	UNIT	VERDICT
Ref. Power 1MHz/1MHz cond.	---	---	3.88	dBm	INFO
Ref. Frequency	---	---	2480.400	MHz	INFO

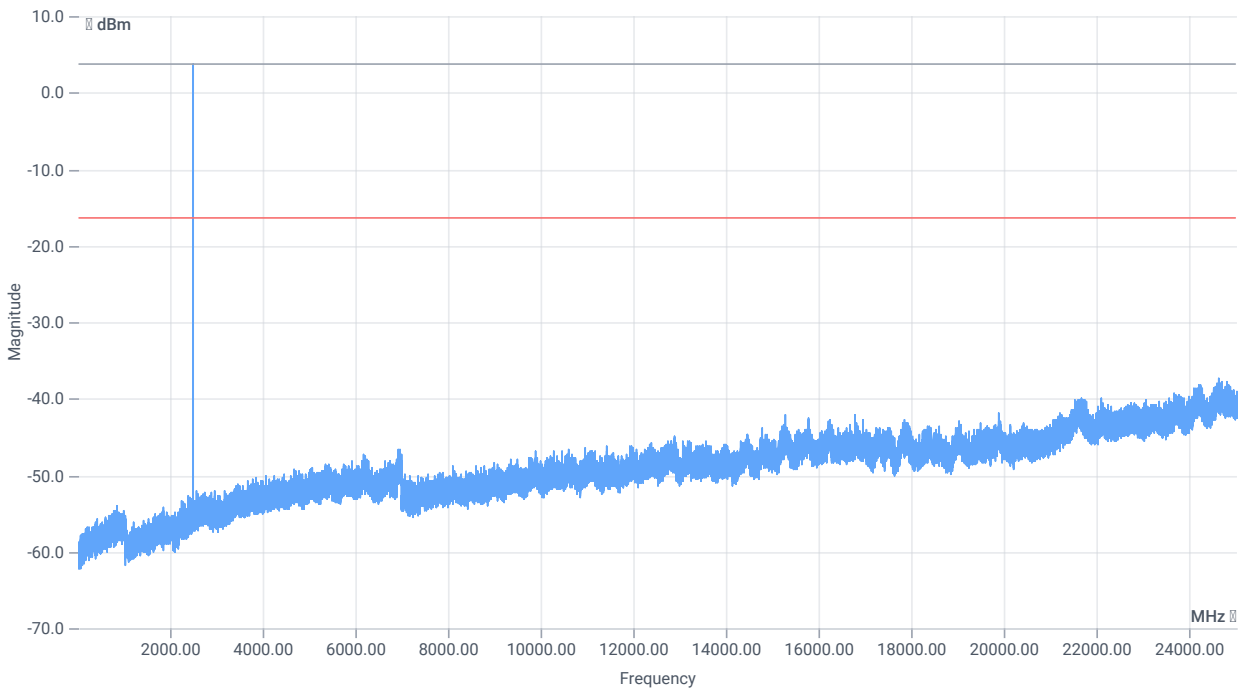

TX emissions

READ SA SETTINGS:

RefLevel [dBm] | RefLevelOffset [dB] | InpAtt [dB]	3.88 | 0 | 20
Start [MHz] | Stop [MHz]	24530.000 | 25030.000
RBW [MHz] | VBW [MHz]	0.100000 | 0.300000
Detector | TraceMode	POS | MAXH
Sweep: time [ms] | count | points per Section | type	200 | 25 | 2001 | SWE

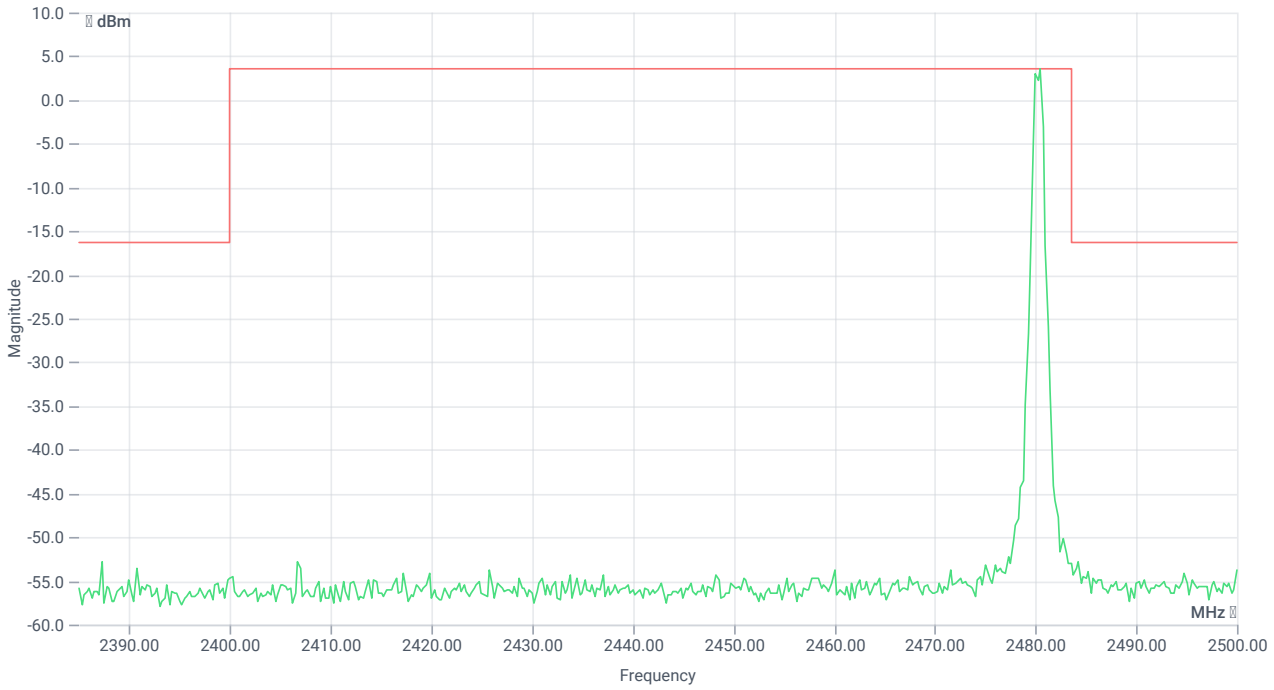

TX emissions band zoomed

RESULT

DESCRIPTION	LOWER LIMIT	UPPER LIMIT	MEASURED	UNIT	VERDICT
Reference @ 2480.50 MHz	---	---	3.65	dBm	INFO
No peaks detected	---	---			PASS
Lowest margin to limit 30 MHz	0	---	-140.39	dB	INFO

Verdict
PASS

FCC 15.247 # TX spurious conducted 20dBc ~ BT LE 1 Msps

References

TC start	09.10.2023 09:54:28
Ambit temp [°C] | humidity [rel%]	0.0 | 0
System version	4.6.2.0
Standard | Version	FCC 15.247 | NI
Method	IF DTS then 8.5 DTS emissions in non-restricted frequency bands: Subclause 11.11 of ANSI C63.10 is applicable
Description	FCC 15.247 TX Emissions Conducted DTS - BT LE 1 Msps
Information	

EUT Common Settings BT Low Energy

Intermodulation Value N	3
Image Freq. Low | Mid | High [MHz]	0 | 0 | 0
Power Class	2
1 Mbps supported	True | TXpayload 255 | RXpayload 255
2 Mbps supported	True | TXpayload 255 | RXpayload 255
Longrange S8 supported	False | TXpayload 255 | RXpayload 255
Longrange S2 supported	False | TXpayload 255 | RXpayload 255
Signaling Settings	None | HCI | 1 | 2400 | None | S1 | None | On
Signaling RF Settings	RF1com | 0 | 0 | On |
User Interaction	No
Switch Matrix & Pathcompensation enabled	Yes

Test Parameter

Technology to test	BT LE 1 Msps
Antenna port used	1
Temperature	nom
Voltage	nom
Frequency low to test	False | Freq [MHz] 2402
Frequency mid to test	True | Freq [MHz] 2440
Frequency high to test	False | Freq [MHz] 2480
Auto control enabled power supply | Climatic Box	No | No
Additional path loss [dB]	0.3
Full path name | type	EUT - SignalingUnit - SpectrumAnalyzer

Equipment

Signal analyzer,Rohde&Schwarz,FSV-30,1321.3008K30/103170,3.60

Equipment

Signaling unit,Rohde&Schwarz,CMW,1201.0002k75/102550,4.0.190
Switch matrix,CTCadvanced,RSM-1 NI DAQ,31534892,NI

Test at TX 2440 MHz

RESULT: Reference Power cond.

DESCRIPTION	LOWER LIMIT	UPPER LIMIT	MEASURED	UNIT	VERDICT
Ref. Power 1MHz/1MHz cond.	---	---	4.22	dBm	INFO
Ref. Frequency	---	---	2440.400	MHz	INFO

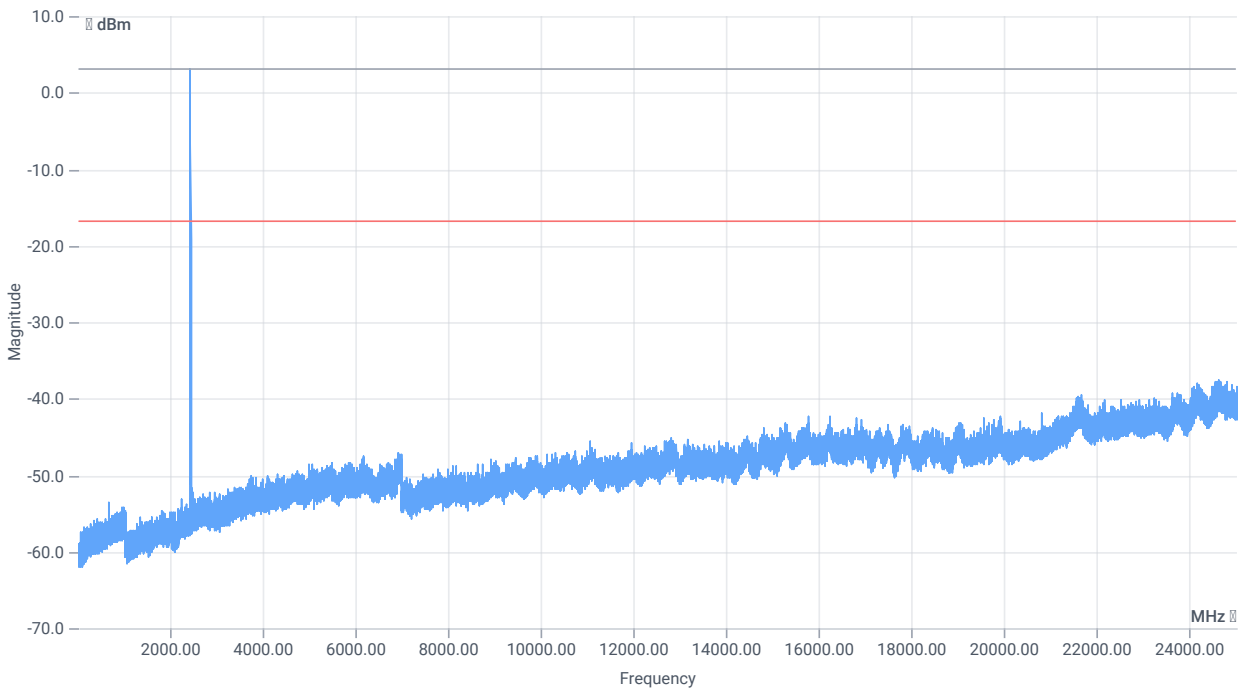

TX emissions

READ SA SETTINGS:

RefLevel [dBm] | RefLevelOffset [dB] | InpAtt [dB]	4.22 | 0 | 20
Start [MHz] | Stop [MHz]	24530.000 | 25030.000
RBW [MHz] | VBW [MHz]	0.100000 | 0.300000
Detector | TraceMode	POS | MAXH
Sweep: time [ms] | count | points per Section | type	200 | 25 | 2001 | SWE

TX emissions band zoomed

RESULT

DESCRIPTION	LOWER LIMIT	UPPER LIMIT	MEASURED	UNIT	VERDICT
Reference @ 2440.50 MHz	---	---	3.16	dBm	INFO
No peaks detected	---	---			PASS
Lowest margin to limit 24647.5 MHz	0	---	20.81	dB	INFO

Verdict
PASS

FCC 15.247 # TX spurious conducted 20dBc ~ BT LE 1 Msps

References

TC start	09.10.2023 09:43:59
Ambit temp [°C] | humidity [rel%]	0.0 | 0
System version	4.6.2.0
Standard | Version	FCC 15.247 | NI
Method	IF DTS then 8.5 DTS emissions in non-restricted frequency bands: Subclause 11.11 of ANSI C63.10 is applicable
Description	FCC 15.247 TX Emissions Conducted DTS - BT LE 1 Msps
Information	

EUT Common Settings BT Low Energy

Intermodulation Value N	3
Image Freq. Low | Mid | High [MHz]	0 | 0 | 0
Power Class	2
1 Mbps supported	True | TXpayload 255 | RXpayload 255
2 Mbps supported	True | TXpayload 255 | RXpayload 255
Longrange S8 supported	False | TXpayload 255 | RXpayload 255
Longrange S2 supported	False | TXpayload 255 | RXpayload 255
Signaling Settings	None | HCI | 1 | 2400 | None | S1 | None | On
Signaling RF Settings	RF1com | 0 | 0 | On |
User Interaction	No
Switch Matrix & Pathcompensation enabled	Yes

Test Parameter

Technology to test	BT LE 1 Msps
Antenna port used	1
Temperature	nom
Voltage	nom
Frequency low to test	True | Freq [MHz] 2402
Frequency mid to test	False | Freq [MHz] 2440
Frequency high to test	False | Freq [MHz] 2480
Auto control enabled power supply | Climatic Box	No | No
Additional path loss [dB]	0.3
Full path name | type	EUT - SignalingUnit - SpectrumAnalyzer

Equipment

Signal analyzer,Rohde&Schwarz,FSV-30,1321.3008K30/103170,3.60

Equipment

Signaling unit,Rohde&Schwarz,CMW,1201.0002k75/102550,4.0.190
Switch matrix,CTCadvanced,RSM-1 NI DAQ,31534892,NI

Test at TX 2402 MHz

RESULT: Reference Power cond.

DESCRIPTION	LOWER LIMIT	UPPER LIMIT	MEASURED	UNIT	VERDICT
Ref. Power 1MHz/1MHz cond.	---	---	4.85	dBm	INFO
Ref. Frequency	---	---	2402.300	MHz	INFO

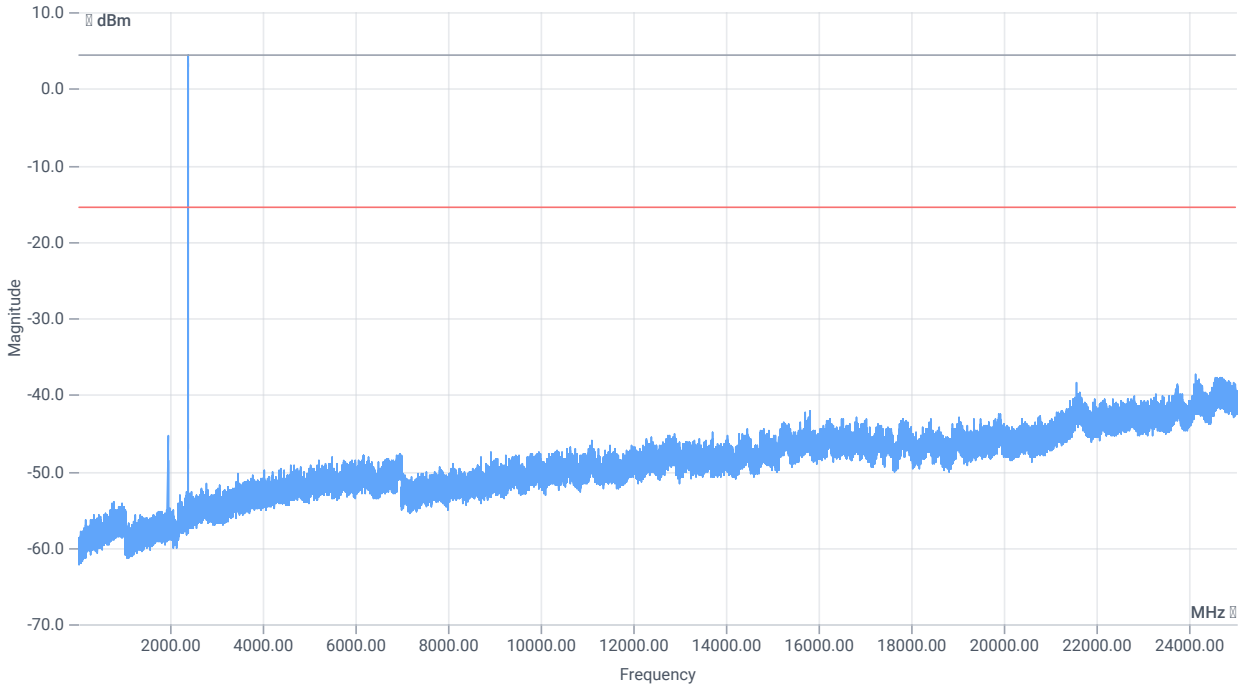

TX emissions

READ SA SETTINGS:

RefLevel [dBm] | RefLevelOffset [dB] | InpAtt [dB]	4.85 | 0 | 20
Start [MHz] | Stop [MHz]	24530.000 | 25030.000
RBW [MHz] | VBW [MHz]	0.100000 | 0.300000
Detector | TraceMode	POS | MAXH
Sweep: time [ms] | count | points per Section | type	200 | 25 | 2001 | SWE

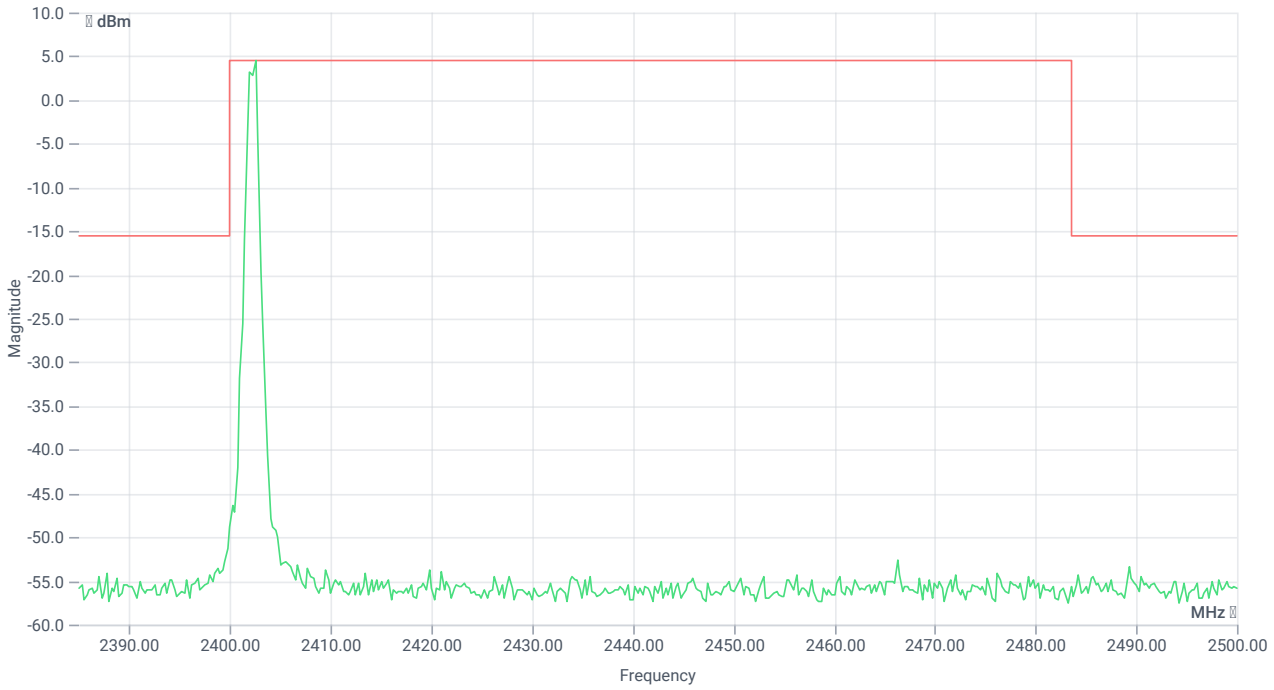

TX emissions band zoomed

RESULT

DESCRIPTION	LOWER LIMIT	UPPER LIMIT	MEASURED	UNIT	VERDICT
Reference @ 2402.50 MHz	---	---	4.46	dBm	INFO
No peaks detected	---	---			PASS
Lowest margin to limit 24151.25 MHz	0	---	21.77	dB	INFO

Verdict
PASS

- END OF DOCUMENT -