User Manual of ESL（Electronic Shelf Label）
ET0580

Version: V1.0

1、What is an Electronic Shelf Label solution?

2.4GHz Electronic Shelf Label solution consists of three components, including an Electronic Shelf Label management system (ESL Software), a wireless Base Station/AP and an Electronic Shelf Label. Integrate the Electronic Shelf Label management system with the POS system/ERP system/CRM system/ MCR system of the supermarket, the information of the customer database is sent to the Electronic Shelf Label management system, the Electronic Shelf Label management system will send the information to the wireless base station through LAN and the wireless base station will send the content to be displayed to the Electronic Shelf Label through the Bluetooth LE communication to realize the commodify information in real time update.

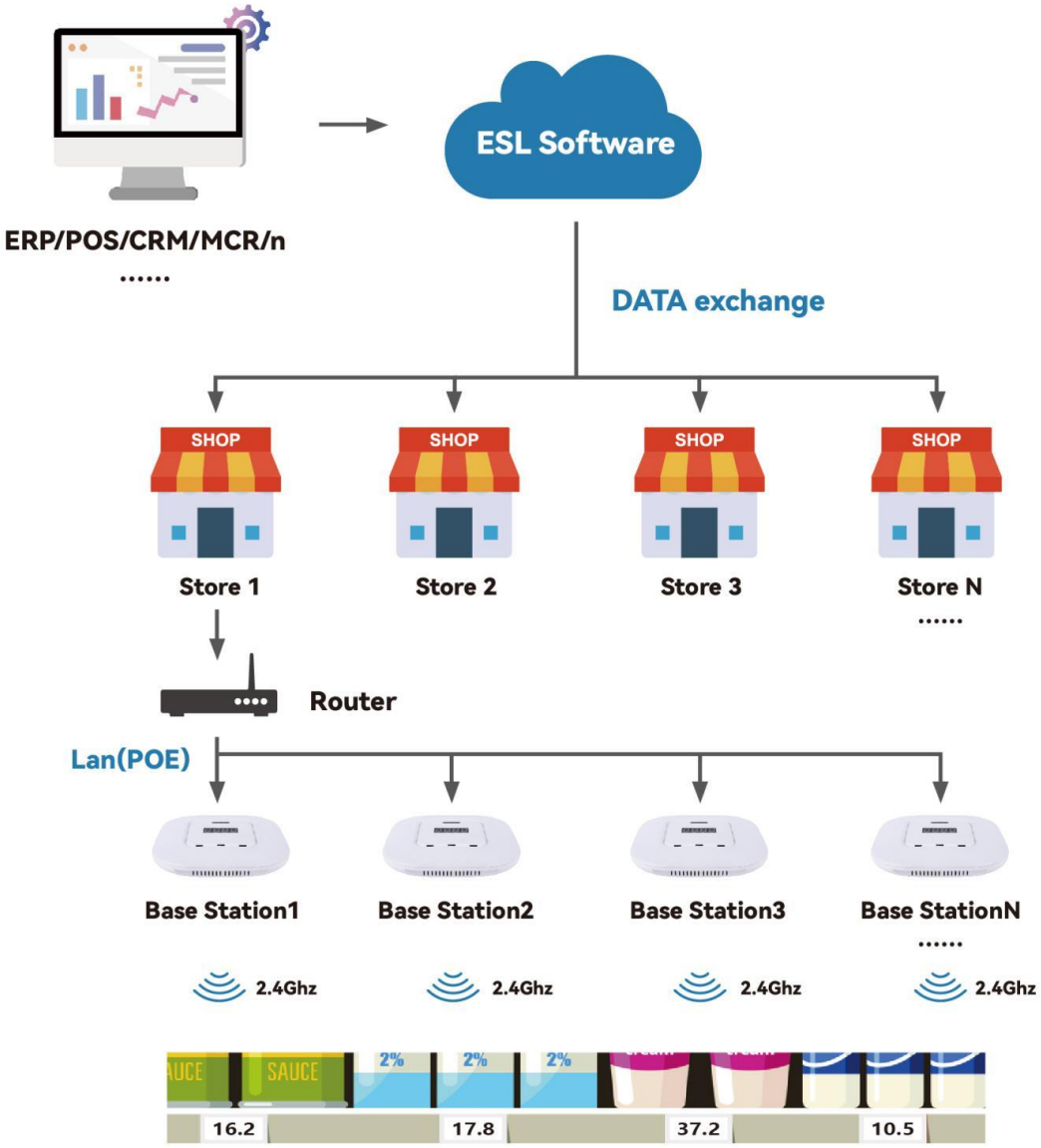

ESL Solution Benefits

- Wireless RFID technology for real-time updating of bulk price tags.
- Reducing labor costs and achieving profit growth in supermarkets.
- Reducing paper waste and protecting the environment.
- Improving operational efficiency and saving time costs.
- Online and offline, timely synchronization of product information across multiple stores.
- Reducing error rates, customer complaints and merchant compensation.

3.1 Software Introduction

3.1.1 Software Product Matrix

Free test software

- eDesigner 3.0 (For eRetail 3.0)
- Config Tool 3.0 (For Base Station)

Pay to use software

- eRetail 3.0 (For multiple stores)
- eShop 3.0 (For single store)

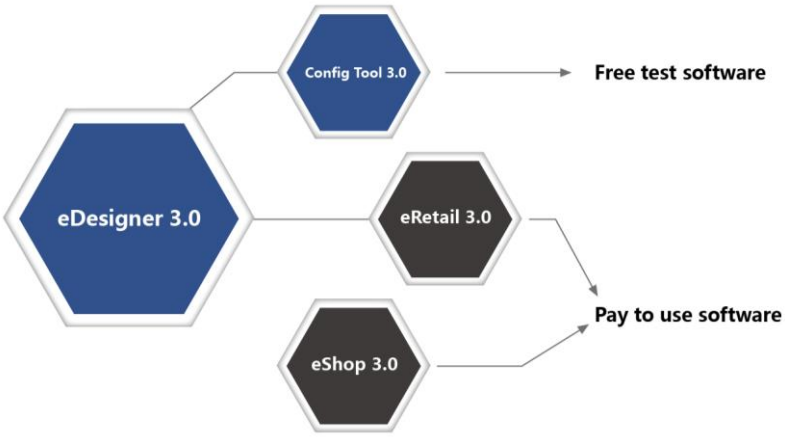

3.1.2 Steps to deploy eRetail 3.0

Confirm customer data type → Deploy eRetail Software → Design Template → Electronic Label Display

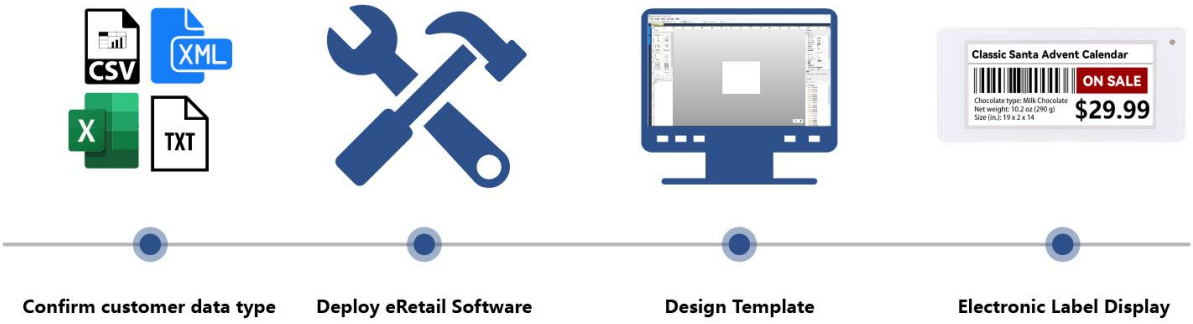

When interfacing with the customer management system, you need to confirm the data type of the customer management system (Excel/CSV/Word/XML/TXT/Database/WebAPI/Web Service/ JSON ...) and then confirm the data interfacing method.

3.1.3 Multiple Network Architectures Available

❖ **Local LAN Advantage:** Faster and more secure information transfer

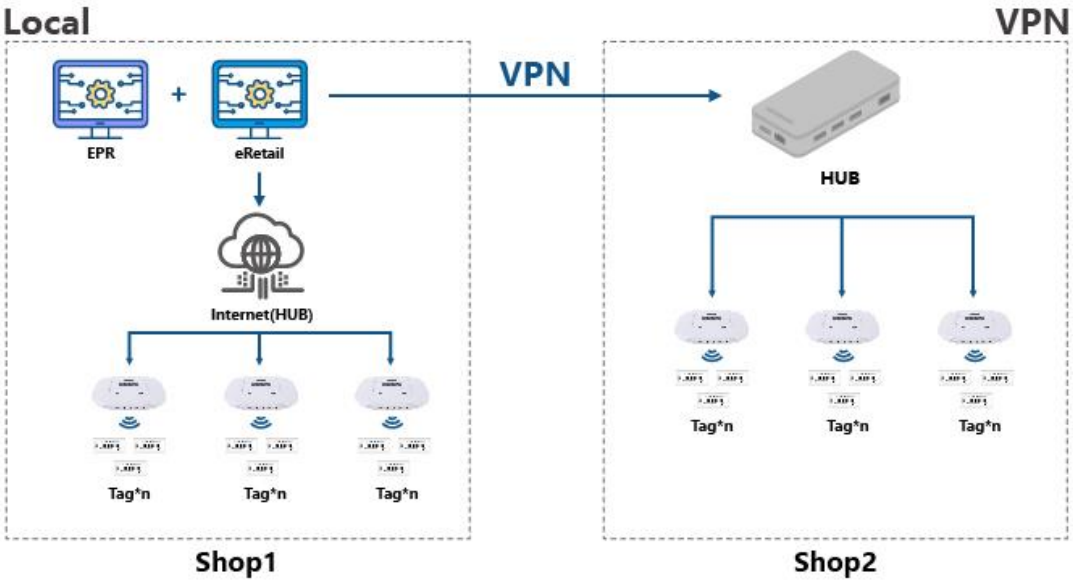

❖ **Cloud Advantage:** Product information can be updated anytime and anywhere,multi-store management is more convenient.

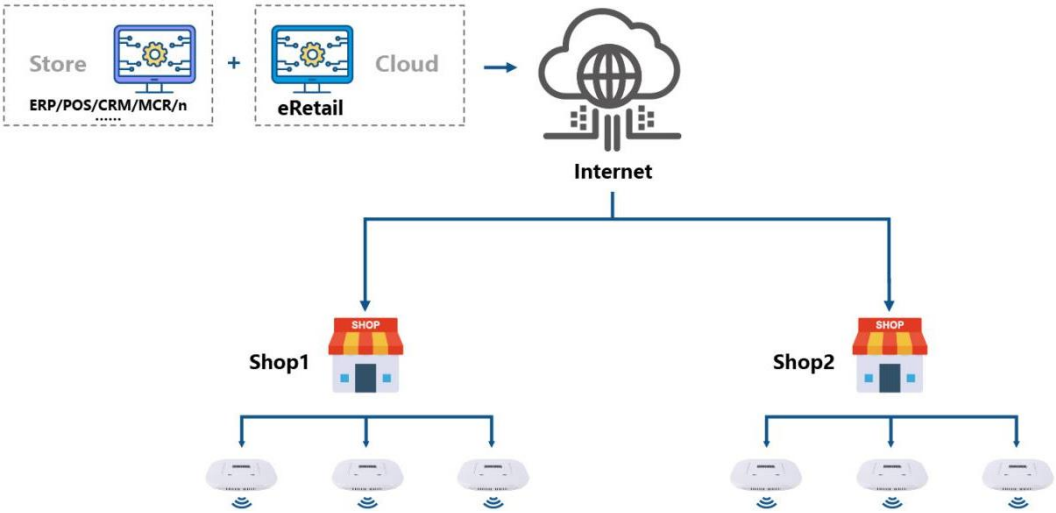

3.1.4 Advantages of Suny eRtail Server

- Server : NET 6.0, cross-platform, Windows, Linux, or macOS. Also support Docker deploy;
- Client App: Android 5.0+, iOS 14.0+;
- 100% Customize interface or UI support.

3.2 Introduction of Base Station

3.2.1 Base station Parameters:

Item	Parameters
Product Model	ETAP03-2.5
H*V*D	190×190×39(mm)
Weight	285g
Color	White

Operating Voltage	DC 5V [using original power supply	Operating Current	Less than 200mA
Operating Temperature	-10~55℃	Communication Method	2.4Ghz
Storage Temperature	-20~70℃	Communication Distance	13-15m
Storage Humidity	45%~70%RH	Data Interface	Standard Network Cable Interface

3.2.2 Base Station Characteristics



- Over-the-Air (OTA) firmware upgrade: Firmware upgrade via over-the-air download.
- FHSS: Improve the anti-interference of data transmission through frequency hopping spread spectrum technology and ensure 100% label update.
- POE : Support POE technology to simplify wiring and save costs.
- Encrypt on-the-fly: Automatically encrypt data in real time to ensure data security.

3.2.3 Working principle and status of the base station:

- Working principle:
  1. After Base Station power on, the ARM processor to start working, initialize the network chip and wireless chip
  2. After initialization, Base Station enters the network receiving state and waits for data from the server
  3. When the server has tag data, it sends the data to Base Station through the network.
  4. Base Station receives the data and sends it to the corresponding tag by wireless

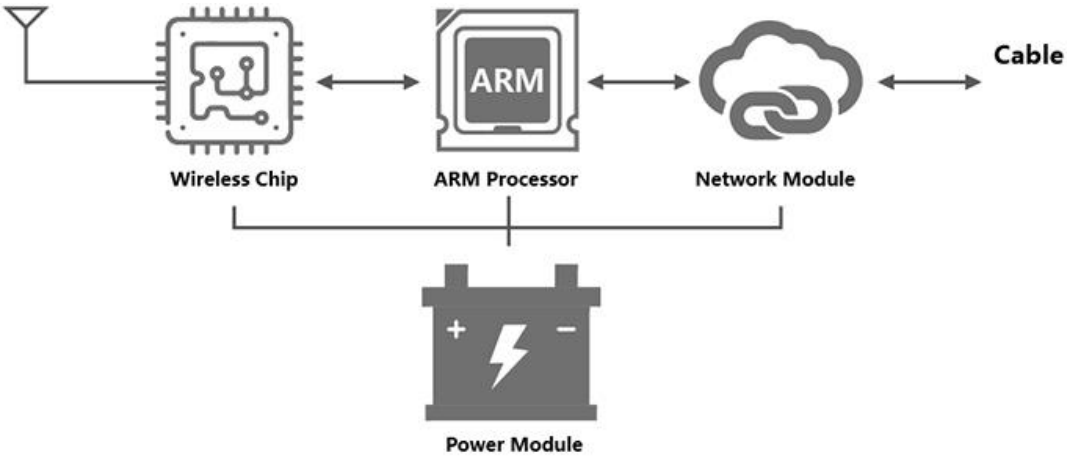

- Base station status:
  1. Power on: plug in the power supply and network cable, the base station screen display "----"
  2. Online: computer running ESL software, the base station screen display "H-01"

3. Communicating: software sending data and the base station screen display "C--01"
4. Communication completed: the base station screen display changes from "C--01" back to "H-01"

3.2.4 Base station control range:

- Connection method: TCP/IP(Private Protocol)
- Control area: Circle with a radius of 13-15m (43-50 ft) (Area 530-706m² (5705-7599ft²))

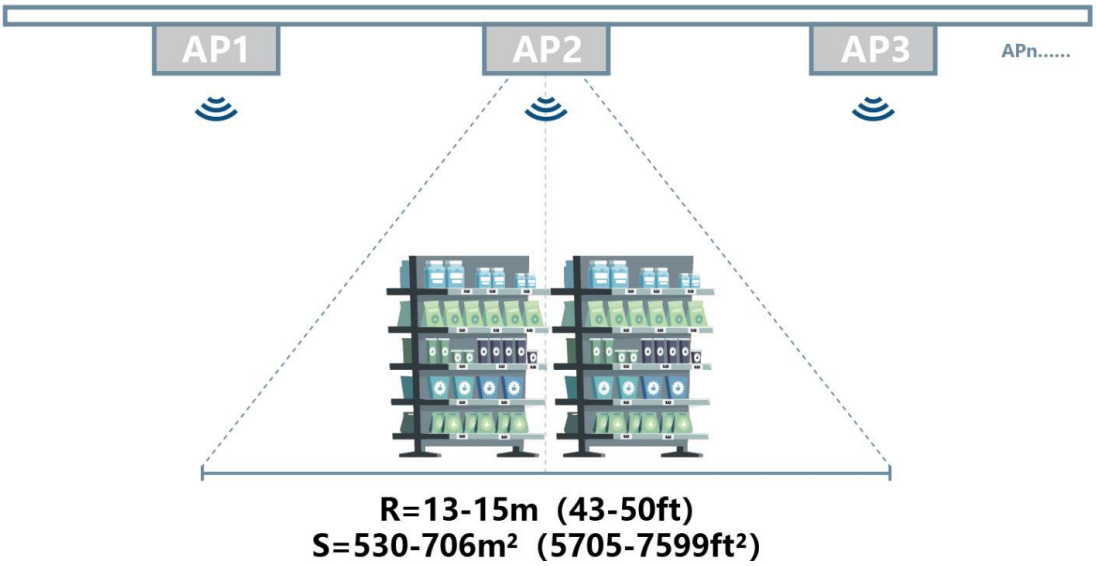

3.3 2.4GHz Electronic Shelf Label

3.3.1 Electronic Shelf Label Sizes & Parameters

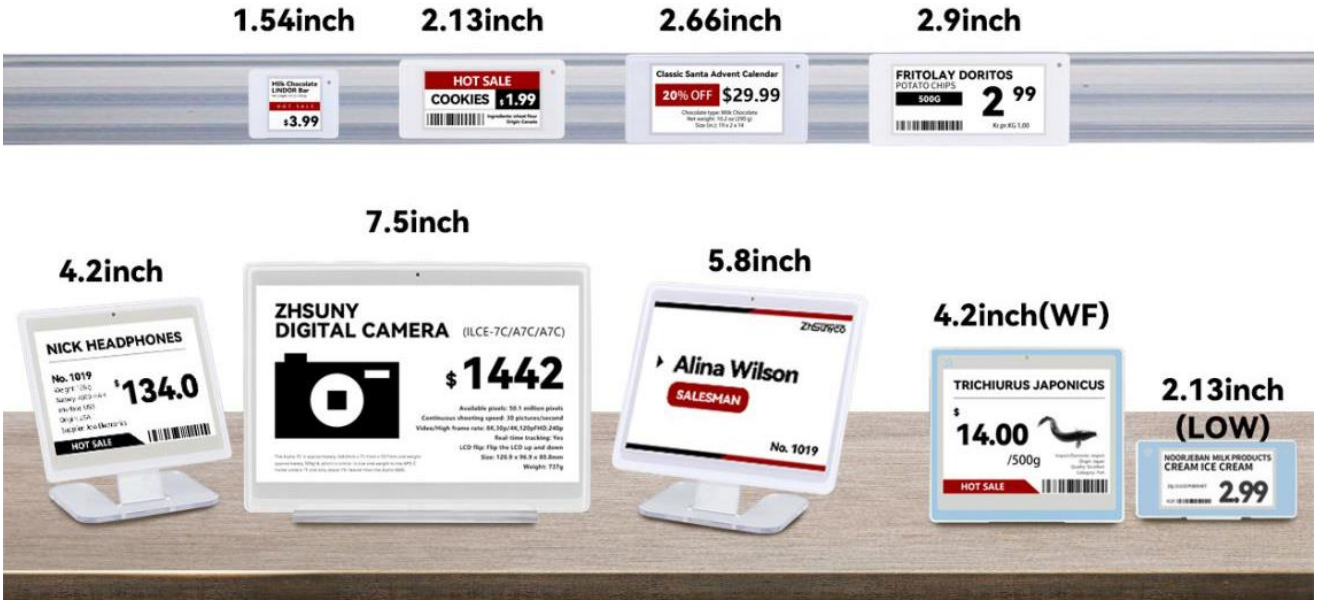

3.3.2 2.4GHz Electronic Shelf Label Structure

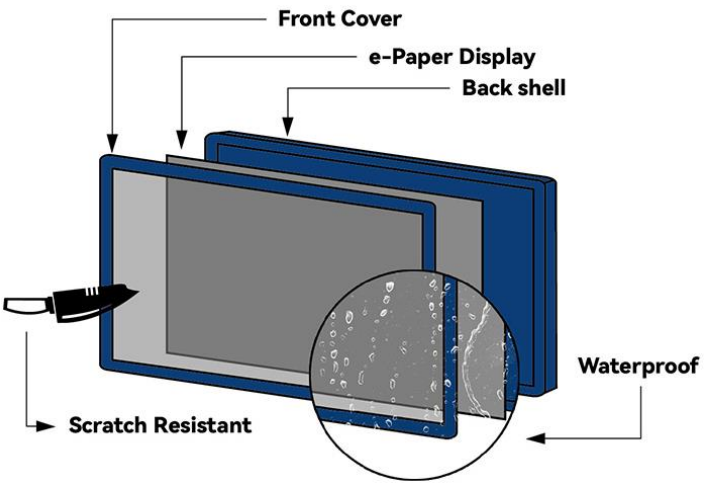

Electronic Shelf Label composition: front cover plate, e-ink display, PCBA board, battery, back cover plate.

- The front cover plate is made of 4H hardness acrylic, which has good anti-drop and anti-scratch characteristics.
- E-ink display: bistable characteristics, still isplaying information after power failure, low ower consumption, clear without backlight.
- PCBA board: using STMicroelectronics chips.
- Battery: Use high-performance batteries, life ≥ 6 years .

Note: The waterproof label back cover plate is welded by ultrasonic machine, the battery can not be replaced. In addition to 4.2 inch label is fully waterproof, other sizes of labels are surface waterproof, if you need full waterproof label can contact us to customize.

3.3.3 ESL Characteristics

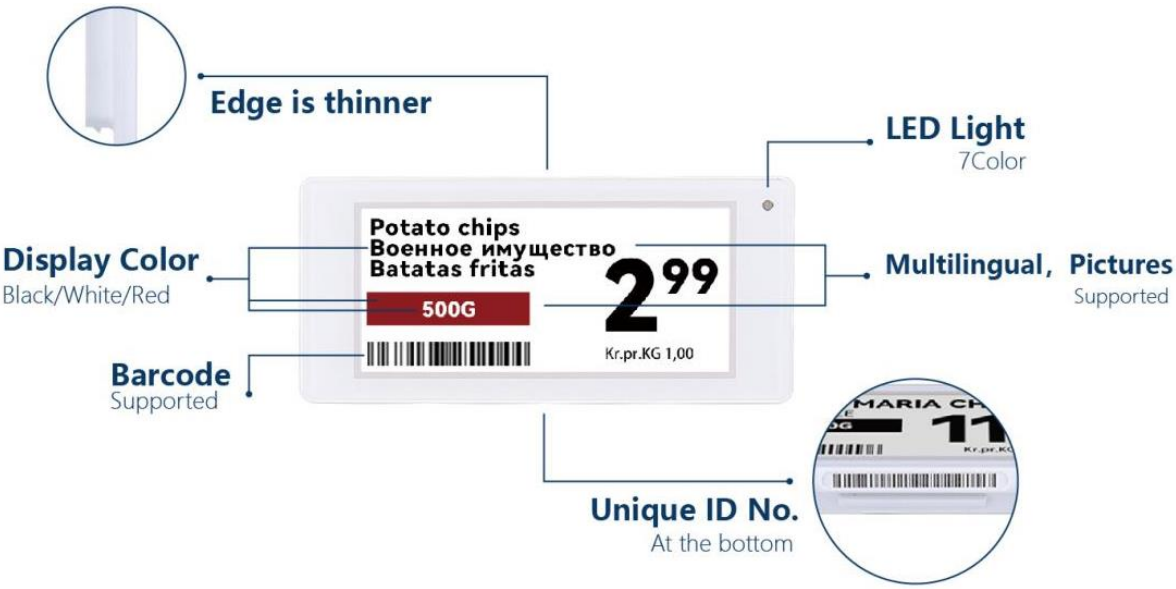

- Appearance.

  Thin and light design with extremely narrow frame for a better visual experience
  Labeling bottom design, simpler and more beautiful

- Function.

  Information display: support for multiple languages, graphics, text, symbols, etc
  Temperature detection: support for temperature sampling, system readable
  Power detection: each tag supports power sampling and can be read by the system

LED indicators: support 3-color independent control lights, user-defined blinking frequency and color of the indicators

3.3.4 Accessories and Installation

Desktop Holder

Degree Clip

Plastic Rail

Hanger/Clip

Ice Insertion

Hanger Clip

Note: This picture listed is regular accessories, if you have other needs, please contact us.

FCC Statement

Any Changes or modifications not expressly approved by the party responsible for compliance could void the user's authority to operate the equipment.

This device complies with part 15 of the FCC Rules. Operation is subject to the following two conditions:

(1) This device may not cause harmful interference, and

(2) This device must accept any interference received, including interference that may cause undesired operation.

FCC Radiation Exposure Statement:

This equipment complies with FCC radiation exposure limits set forth for an uncontrolled environment .