PIMAX

Quick Start Guide

Pimax VR

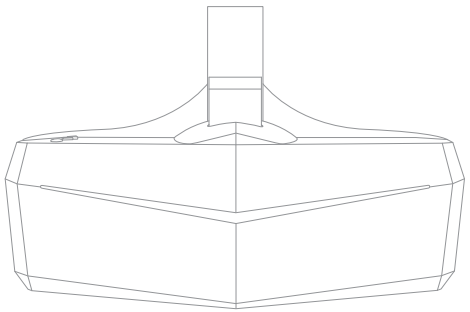

Remind:

Step 1, Download Pi Tool from www.pimaxvr.com and install,
Step 2, Connect Pimax 8K to PC

To get detail instruction, please follow online guide to set up:
https://www.pimaxvr.com/en/8k_setup

1.Product Overview

Product Name:	Pimax VR
Weight:	470g
Dimensions:	280.01*108.2*135.9 mm
Lens:	Fresnel lens, FOV 200°, IPD 55-75mm.
Screen Resolution:	8K 3840*2160*2
Keys:	Power Key, Volume Keys
Audio Interface:	3.5mm Audio jack x 1
Sensors:	Gyroscope, Magnetometer, Acceleration, Light Sensor.
Interface:	DP1.4, USB 2.0/3.0

*The headset can be connected with controllers through 2.4G wireless communication

2.Assembly guide

Data cable assembly

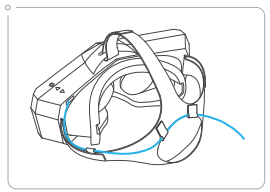

Bands assembly

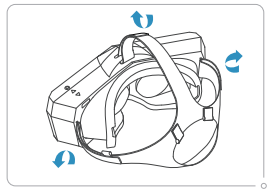

Product Specification

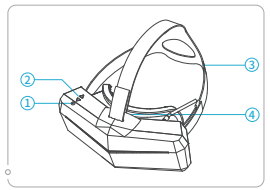

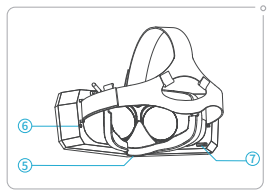

① Power key
② Volume keys
③ Strap
④⑤ Type_c
⑥ Headphone jack
⑦ IPD Adjustment

3.The software installation and instructions

3.1 Install Pi Tool software

Download Pi Tool from www.pimaxvr.com and install

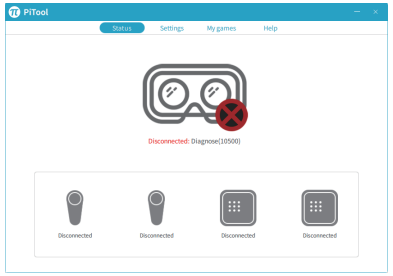

3.2 Connect to computer

Recommended configuration:

OS:	Windows 7 SP1/Windows 10 64bit or later
CPU:	Intel Core i5 or equivalent or later
GPU:	NVIDIA GTX1070 or later
Ram:	8GB or bigger
Output:	DP1.4, USB2.0/3.0

Cabling:

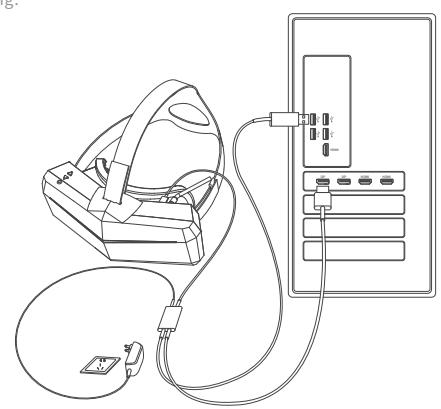

Check whether Pimax 8K VR is connected to PC correctly.

If you see the Pi Tool interface, it means the VR is connected to PC correctly and recognized by Pi Tool.

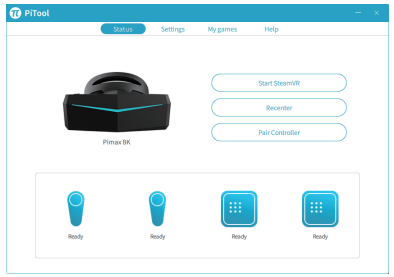

4. Shut down and power off

4.1 Shut down

During using the VR, long press power key, The VR will be shut down and enter standby mode.

4.2 Power off

Pull out the USB plug to cut off the power supply to VR.

5. Firmware Updating

Open Pi Tool when the internet access is available. Pi Tool will check the firmware version, and remind you if the firmware need to be updated.

Attention: Please DO NOT disconnect your USB cable or close your PC when you are updating the firmware.

FCC Statement
Any Changes or modifications not expressly approved by the party responsible for compliance could void the user's authority to operate the equipment.
This device complies with part 15 of the FCC Rules. Operation is subject to the following two conditions: (1) This device may not cause harmful interference, and
(2) This device must accept any interference received, including interference that may cause undesired operation.

PIMAX

Official website: http://www.pimaxvr.com
Official Forum: http://forum.pimaxvr.com
Email: support@pimaxvr.com