Test Laboratory: Huatongwei International Inspection Co., Ltd.,SAR Lab Date: 10/29/2018

GSM 850-Head

Communication System: UID 0, Generic GPRS(TDMA, GMSK, TN 0-1) (0); Frequency: 836.6 MHz;Duty Cycle: 1:4

Medium parameters used (interpolated): f = 836.6 MHz; σ = 0.933 S/m; ε_r = 42.599; ρ = 1000 kg/m^3
Phantom section: Left Section

Ambient Temperature:22.6℃;Liquid Temperature:22.3℃;

DASY Configuration:

- Probe: EX3DV4 - SN7494; ConvF(10.73, 10.73, 10.73) @ 836.6 MHz; Calibrated: 2/26/2018
- Sensor-Surface: 1.4mm (Mechanical Surface Detection)
- Electronics: DAE4 Sn1549; Calibrated: 4/25/2018
- Phantom: Twin-SAM V8.0 ; Type: QD 000 P41 AA; Serial: 1974
- DASY52 52.10.1(1476); SEMCAD X 14.6.11(7439)

Left Touch Cheek/CH 190/Area Scan (101x151x1): Interpolated grid: dx=1.500 mm, dy=1.500 mm
Maximum value of SAR (interpolated) = 0.110 W/kg

Left Touch Cheek/CH 190/Zoom Scan (5x5x7)/Cube 0: Measurement grid: dx=8mm, dy=8mm, dz=5mm
Reference Value = 4.502 V/m; Power Drift = -0.03 dB
Peak SAR (extrapolated) = 0.121 W/kg
SAR(1 g) = 0.092 W/kg; SAR(10 g) = 0.070 W/kg
Maximum value of SAR (measured) = 0.111 W/kg



0 dB = 0.111 W/kg = -9.55 dBW/kg

Test Laboratory: Huatongwei International Inspection Co., Ltd.,SAR Lab Date: 10/30/2018

GSM 850-Body

Communication System: UID 0, Generic GPRS(TDMA, GMSK, TN 0-1) (0); Frequency: 836.6 MHz;Duty Cycle: 1:4

Medium parameters used (interpolated): f = 836.6 MHz; σ = 0.967 S/m; ε_r = 55.399; ρ = 1000 kg/m^3
Phantom section: Flat Section

Ambient Temperature:22.7°C;Liquid Temperature:22.3°C;

DASY Configuration:

- Probe: EX3DV4 - SN7494; ConvF(10.5, 10.5, 10.5) @ 836.6 MHz; Calibrated: 2/26/2018
- Sensor-Surface: 1.4mm (Mechanical Surface Detection)
- Electronics: DAE4 Sn1549; Calibrated: 4/25/2018
- Phantom: ELI V8.0 ; Type: QD OVA 004 AA ; Serial: 2078
- DASY52 52.10.1(1476); SEMCAD X 14.6.11(7439)

Rear/CH 190/Area Scan (101x151x1): Interpolated grid: dx=1.500 mm, dy=1.500 mm
Maximum value of SAR (interpolated) = 0.764 W/kg

Rear/CH 190/Zoom Scan (5x5x7)/Cube 0: Measurement grid: dx=8mm, dy=8mm, dz=5mm
Reference Value = 9.669 V/m; Power Drift = -0.14 dB
Peak SAR (extrapolated) = 1.38 W/kg
SAR(1 g) = 0.625 W/kg; SAR(10 g) = 0.312 W/kg
Maximum value of SAR (measured) = 0.769 W/kg

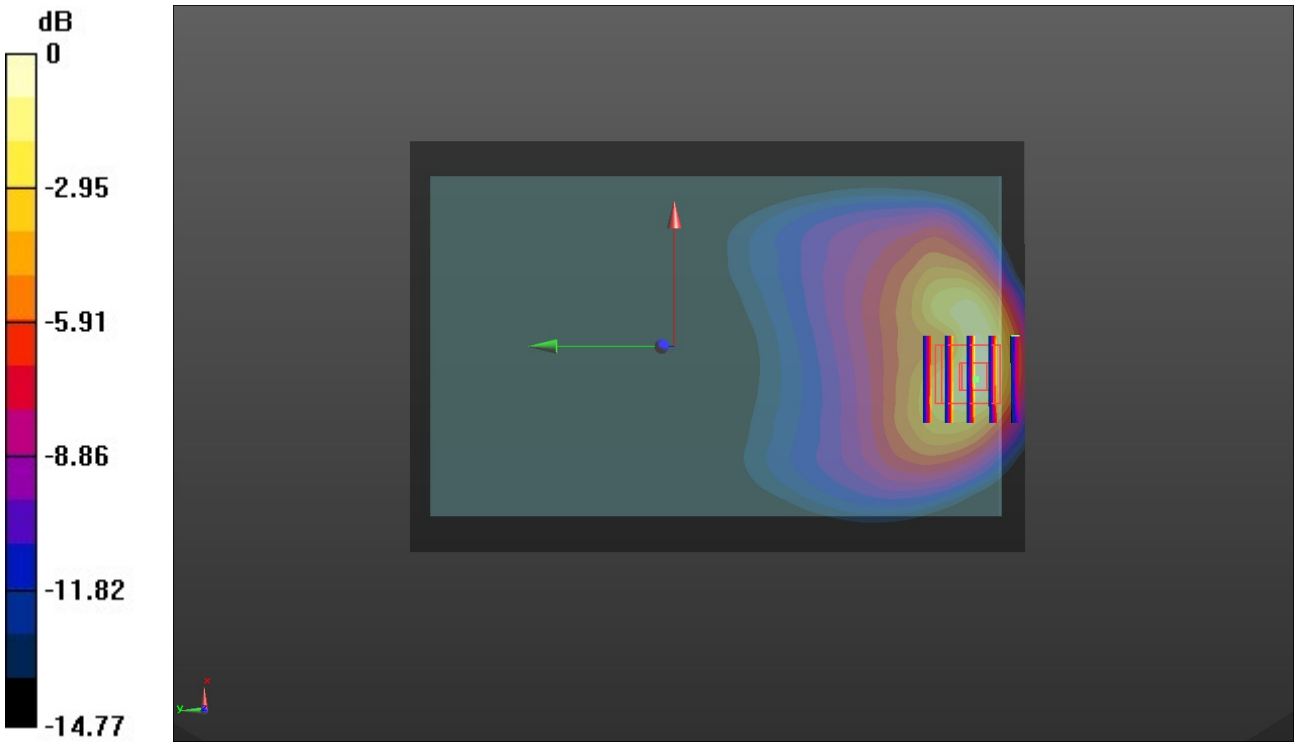

0 dB = 0.769 W/kg = 4.38 dBW/kg

Test Laboratory: Huatongwei International Inspection Co., Ltd.,SAR Lab Date: 11/1/2018

GSM 1900-Head

Communication System: UID 0, Generic GPRS(TDMA, GMSK, TN 0-1) (0); Frequency: 1880 MHz;Duty Cycle: 1:4

Medium parameters used: f = 1880 MHz; σ = 1.455 S/m; ε_r = 41.738; ρ = 1000 kg/m^3
Phantom section: Right Section
Ambient Temperature:22.5℃;Liquid Temperature:22.3℃;

DASY Configuration:

- Probe: EX3DV4 - SN7494; ConvF(8.83, 8.83, 8.83) @ 1880 MHz; Calibrated: 2/26/2018
- Sensor-Surface: 1.4mm (Mechanical Surface Detection)
- Electronics: DAE4 Sn1549; Calibrated: 4/25/2018
- Phantom: Twin-SAM V8.0 ; Type: QD 000 P41 AA; Serial: 1974
- DASY52 52.10.1(1476); SEMCAD X 14.6.11(7439)

Right Cheek Touch/CH 661/Area Scan (101x151x1): Interpolated grid: dx=1.500 mm, dy=1.500 mm
Maximum value of SAR (interpolated) = 0.0827 W/kg

Right Cheek Touch/CH 661/Zoom Scan (5x5x7)/Cube 0: Measurement grid: dx=8mm, dy=8mm, dz=5mm
Reference Value = 2.740 V/m; Power Drift = -0.09 dB
Peak SAR (extrapolated) = 0.0850 W/kg
SAR(1 g) = 0.059 W/kg; SAR(10 g) = 0.039 W/kg
Maximum value of SAR (measured) = 0.0745 W/kg



0 dB = 0.0745 W/kg = -11.28 dBW/kg

Test Laboratory: Huatongwei International Inspection Co., Ltd.,SAR Lab Date: 11/2/2018

GSM 1900-Body

Communication System: UID 0, Generic GPRS(TDMA, GMSK, TN 0-1) (0); Frequency: 1880 MHz;Duty Cycle: 1:4

Medium parameters used: f = 1880 MHz; σ = 1.539 S/m; ε_r = 53.741; ρ = 1000 kg/m^3
Phantom section: Flat Section

Ambient Temperature:22.7°C;Liquid Temperature:22.3°C;

DASY Configuration:

- Probe: EX3DV4 - SN7494; ConvF(8.42, 8.42, 8.42) @ 1880 MHz; Calibrated: 2/26/2018
- Sensor-Surface: 1.4mm (Mechanical Surface Detection)
- Electronics: DAE4 Sn1549; Calibrated: 4/25/2018
- Phantom: ELI V8.0 ; Type: QD OVA 004 AA ; Serial: 2078
- DASY52 52.10.1(1476); SEMCAD X 14.6.11(7439)

Rear/CH 661/Area Scan (101x151x1): Interpolated grid: dx=1.500 mm, dy=1.500 mm
Maximum value of SAR (interpolated) = 0.886 W/kg

Rear/CH 661/Zoom Scan (5x5x7)/Cube 0: Measurement grid: dx=8mm, dy=8mm, dz=5mm
Reference Value = 2.824 V/m; Power Drift = 0.19 dB
Peak SAR (extrapolated) = 1.42 W/kg
SAR(1 g) = 0.778 W/kg; SAR(10 g) = 0.375 W/kg
Maximum value of SAR (measured) = 0.894 W/kg

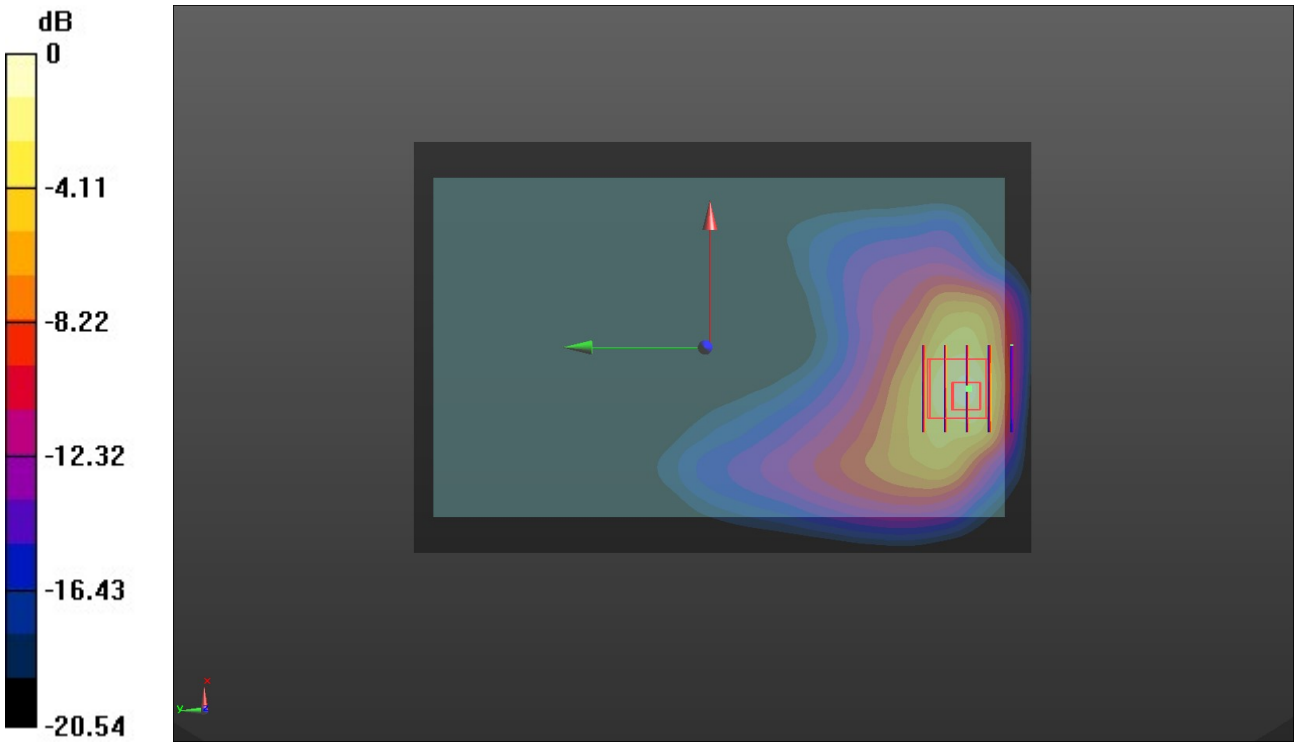

0 dB = 0.894 W/kg = 6.94 dBW/kg

Test Laboratory: Huatongwei International Inspection Co., Ltd.,SAR Lab Date: 11/1/2018

WCDMA Band II-Head

Communication System: UID 0, Generic UMTS (0); Frequency: 1880 MHz;Duty Cycle: 1:1
Medium parameters used: f = 1880 MHz; σ = 1.455 S/m; ε_r = 41.738; ρ = 1000 kg/m^3
Phantom section: Right Section
Ambient Temperature:22.6°C;Liquid Temperature:22.3°C;

DASY Configuration:

- Probe: EX3DV4 - SN7494; ConvF(8.83, 8.83, 8.83) @ 1880 MHz; Calibrated: 2/26/2018
- Sensor-Surface: 1.4mm (Mechanical Surface Detection)
- Electronics: DAE4 Sn1549; Calibrated: 4/25/2018
- Phantom: Twin-SAM V8.0 ; Type: QD 000 P41 AA; Serial: 1974
- DASY52 52.10.1(1476); SEMCAD X 14.6.11(7439)

Right Cheek Touch/CH 9400/Area Scan (101x151x1): Interpolated grid: dx=1.500 mm, dy=1.500 mm
Maximum value of SAR (interpolated) = 0.141 W/kg

Right Cheek Touch/CH 9400/Zoom Scan (5x5x7)/Cube 0: Measurement grid: dx=8mm, dy=8mm, dz=5mm
Reference Value = 4.277 V/m; Power Drift = 0.08 dB
Peak SAR (extrapolated) = 0.141 W/kg
SAR(1 g) = 0.100 W/kg; SAR(10 g) = 0.065 W/kg
Maximum value of SAR (measured) = 0.125 W/kg

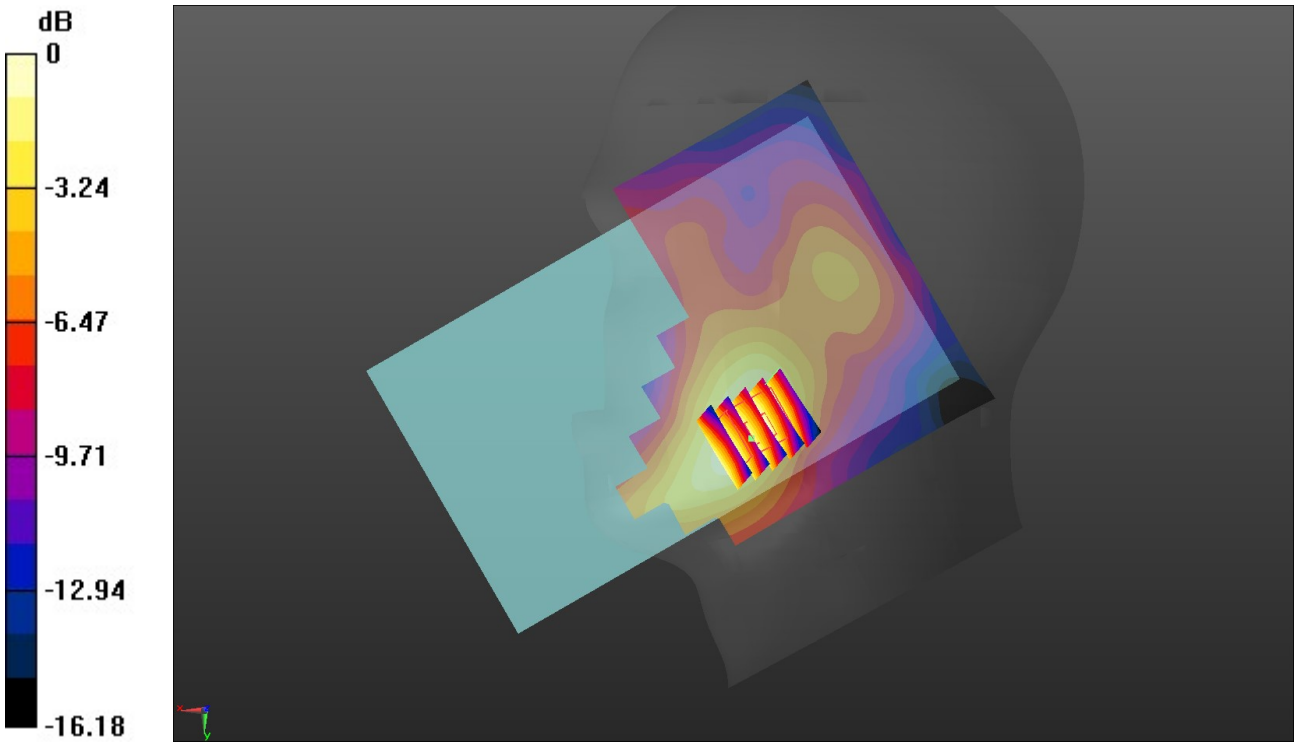

0 dB = 0.125 W/kg = -9.03 dBW/kg

Test Laboratory: Huatongwei International Inspection Co., Ltd.,SAR Lab Date: 11/2/2018

WCDMA Band II-Body

Communication System: UID 0, Generic UMTS (0); Frequency: 1880 MHz;Duty Cycle: 1:1
Medium parameters used: f = 1880 MHz; σ = 1.539 S/m; ε_r = 53.741; ρ = 1000 kg/m^3
Phantom section: Flat Section
Ambient Temperature:22.7°C;Liquid Temperature:22.3°C;

DASY Configuration:

- Probe: EX3DV4 - SN7494; ConvF(8.42, 8.42, 8.42) @ 1880 MHz; Calibrated: 2/26/2018
- Sensor-Surface: 1.4mm (Mechanical Surface Detection)
- Electronics: DAE4 Sn1549; Calibrated: 4/25/2018
- Phantom: ELI V8.0 ; Type: QD OVA 004 AA ; Serial: 2078
- DASY52 52.10.1(1476); SEMCAD X 14.6.11(7439)

Rear/CH 9400/Area Scan (101x151x1): Interpolated grid: dx=1.500 mm, dy=1.500 mm
Maximum value of SAR (interpolated) = 1.14 W/kg

Rear/CH 9400/Zoom Scan (5x5x7)/Cube 0: Measurement grid: dx=8mm, dy=8mm, dz=5mm
Reference Value = 3.998 V/m; Power Drift = 0.11 dB
Peak SAR (extrapolated) = 1.76 W/kg
SAR(1 g) = 0.762 W/kg; SAR(10 g) = 0.475 W/kg
Maximum value of SAR (measured) = 1.12 W/kg

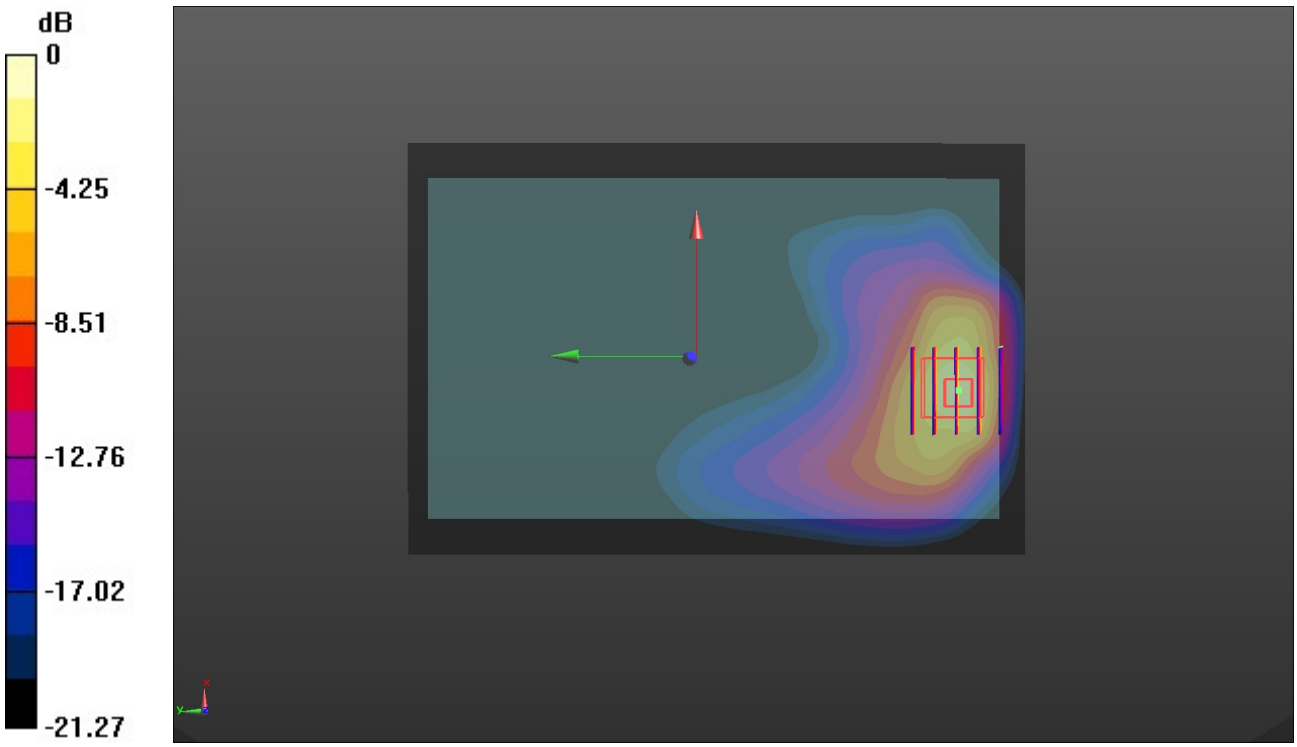

0 dB = 1.12 W/kg = 10.49 dBW/kg

Test Laboratory: Huatongwei International Inspection Co., Ltd.,SAR Lab Date: 10/29/2018

WCDMA Band V-Head

Communication System: UID 0, Generic UMTS (0); Frequency: 836.6 MHz;Duty Cycle: 1:1
Medium parameters used (interpolated): f = 836.6 MHz; σ = 0.933 S/m; ε_r = 42.599; ρ = 1000 kg/m^3
Phantom section: Left Section
Ambient Temperature:22.7°C;Liquid Temperature:22.3°C;

DASY Configuration:

- Probe: EX3DV4 - SN7494; ConvF(10.73, 10.73, 10.73) @ 836.6 MHz; Calibrated: 2/26/2018
- Sensor-Surface: 1.4mm (Mechanical Surface Detection)
- Electronics: DAE4 Sn1549; Calibrated: 4/25/2018
- Phantom: Twin-SAM V8.0 ; Type: QD 000 P41 AA; Serial: 1974
- DASY52 52.10.1(1476); SEMCAD X 14.6.11(7439)

Left Touch Cheek/CH 4183/Area Scan (101x151x1): Interpolated grid: dx=1.500 mm, dy=1.500 mm
Maximum value of SAR (interpolated) = 0.0342 W/kg

Left Touch Cheek/CH 4183/Zoom Scan (5x5x7)/Cube 0: Measurement grid: dx=8mm, dy=8mm, dz=5mm
Reference Value = 2.215 V/m; Power Drift = -0.03 dB
Peak SAR (extrapolated) = 0.0350 W/kg
SAR(1 g) = 0.028 W/kg; SAR(10 g) = 0.021 W/kg
Maximum value of SAR (measured) = 0.0327 W/kg

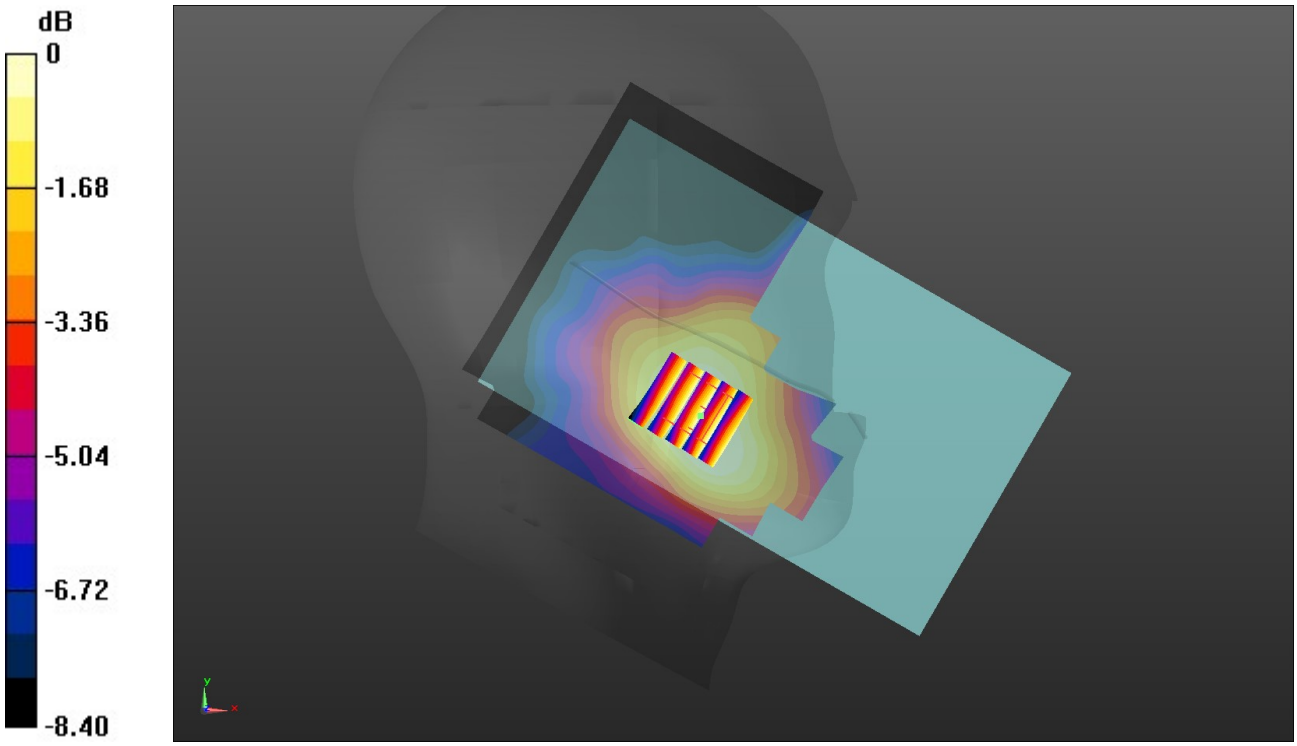

0 dB = 0.0327 W/kg = -14.85 dBW/kg

Test Laboratory: Huatongwei International Inspection Co., Ltd.,SAR Lab Date: 10/30/2018

WCDMA Band V-Body

Communication System: UID 0, Generic UMTS (0); Frequency: 836.6 MHz;Duty Cycle: 1:1
Medium parameters used (interpolated): f = 836.6 MHz; σ = 0.967 S/m; ε_r = 55.399; ρ = 1000 kg/m^3
Phantom section: Flat Section
Ambient Temperature:22.6℃;Liquid Temperature:22.3℃;

DASY Configuration:

- Probe: EX3DV4 - SN7494; ConvF(10.5, 10.5, 10.5) @ 836.6 MHz; Calibrated: 2/26/2018
- Sensor-Surface: 1.4mm (Mechanical Surface Detection)
- Electronics: DAE4 Sn1549; Calibrated: 4/25/2018
- Phantom: ELI V8.0 ; Type: QD OVA 004 AA ; Serial: 2078
- DASY52 52.10.1(1476); SEMCAD X 14.6.11(7439)

Rear/CH 4183/Area Scan (101x151x1): Interpolated grid: dx=1.500 mm, dy=1.500 mm
Maximum value of SAR (interpolated) = 1.38 W/kg

Rear/CH 4183/Zoom Scan (6x6x7)/Cube 0: Measurement grid: dx=8mm, dy=8mm, dz=5mm
Reference Value = 9.225 V/m; Power Drift = 0.13 dB
Peak SAR (extrapolated) = 1.91 W/kg
SAR(1 g) = 0.758 W/kg; SAR(10 g) = 0.418 W/kg
Maximum value of SAR (measured) = 1.36 W/kg

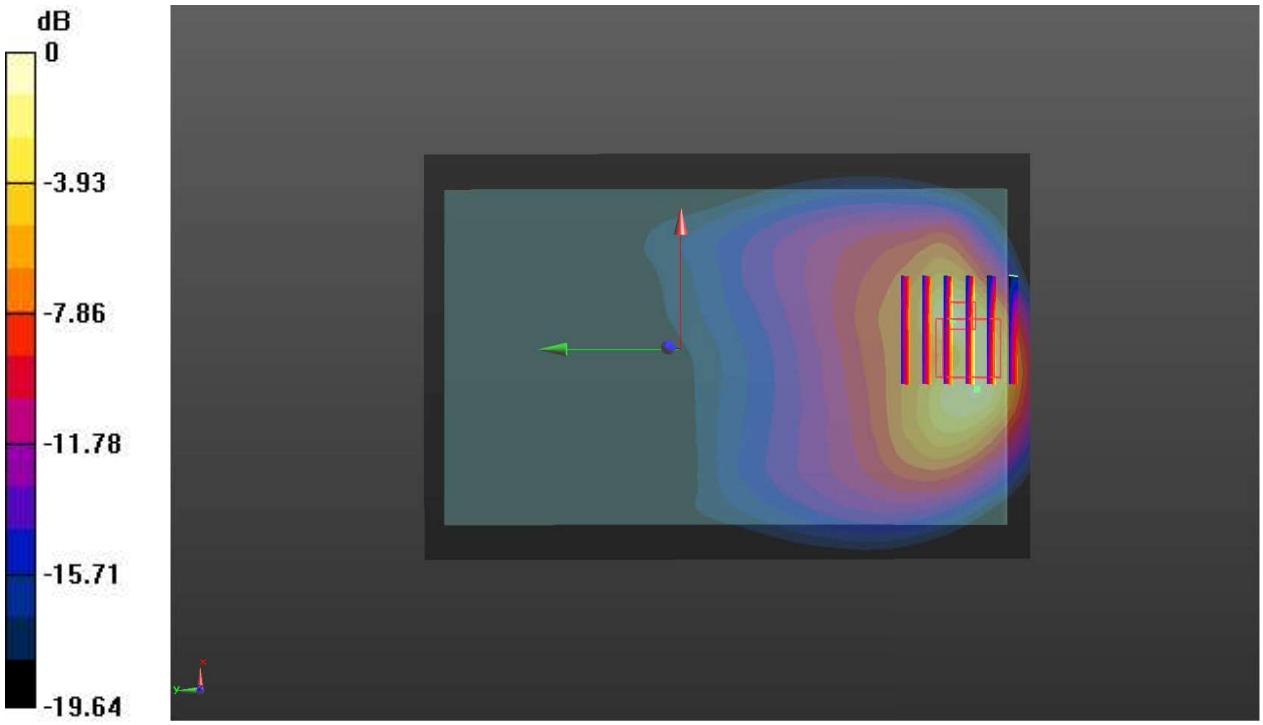

0 dB = 1.36 W/kg = 5.26 dBW/kg

Test Laboratory: Huatongwei International Inspection Co., Ltd.,SAR Lab Date: 11/1/2018

LTE Band 2-Head

Communication System: UID 0, Generic LTE-FDD (0); Frequency: 1880 MHz;Duty Cycle: 1:1
Medium parameters used: f = 1880 MHz; σ = 1.455 S/m; ε_r = 41.738; ρ = 1000 kg/m^3
Phantom section: Right Section
Ambient Temperature:22.7°C;Liquid Temperature:22.3°C;

DASY Configuration:

- Probe: EX3DV4 - SN7494; ConvF(8.83, 8.83, 8.83) @ 1880 MHz; Calibrated: 2/26/2018
- Sensor-Surface: 1.4mm (Mechanical Surface Detection)
- Electronics: DAE4 Sn1549; Calibrated: 4/25/2018
- Phantom: Twin-SAM V8.0 ; Type: QD 000 P41 AA; Serial: 1974
- DASY52 52.10.1(1476); SEMCAD X 14.6.11(7439)

Right Cheek Touch/CH 18900/Area Scan (101x151x1): Interpolated grid: dx=1.500 mm, dy=1.500 mm
Maximum value of SAR (interpolated) = 0.171 W/kg

Right Cheek Touch/CH 18900/Zoom Scan (5x5x7)/Cube 0: Measurement grid: dx=8mm, dy=8mm, dz=5mm
Reference Value = 4.366 V/m; Power Drift = -0.12 dB
Peak SAR (extrapolated) = 0.180 W/kg
SAR(1 g) = 0.126 W/kg; SAR(10 g) = 0.081 W/kg
Maximum value of SAR (measured) = 0.158 W/kg

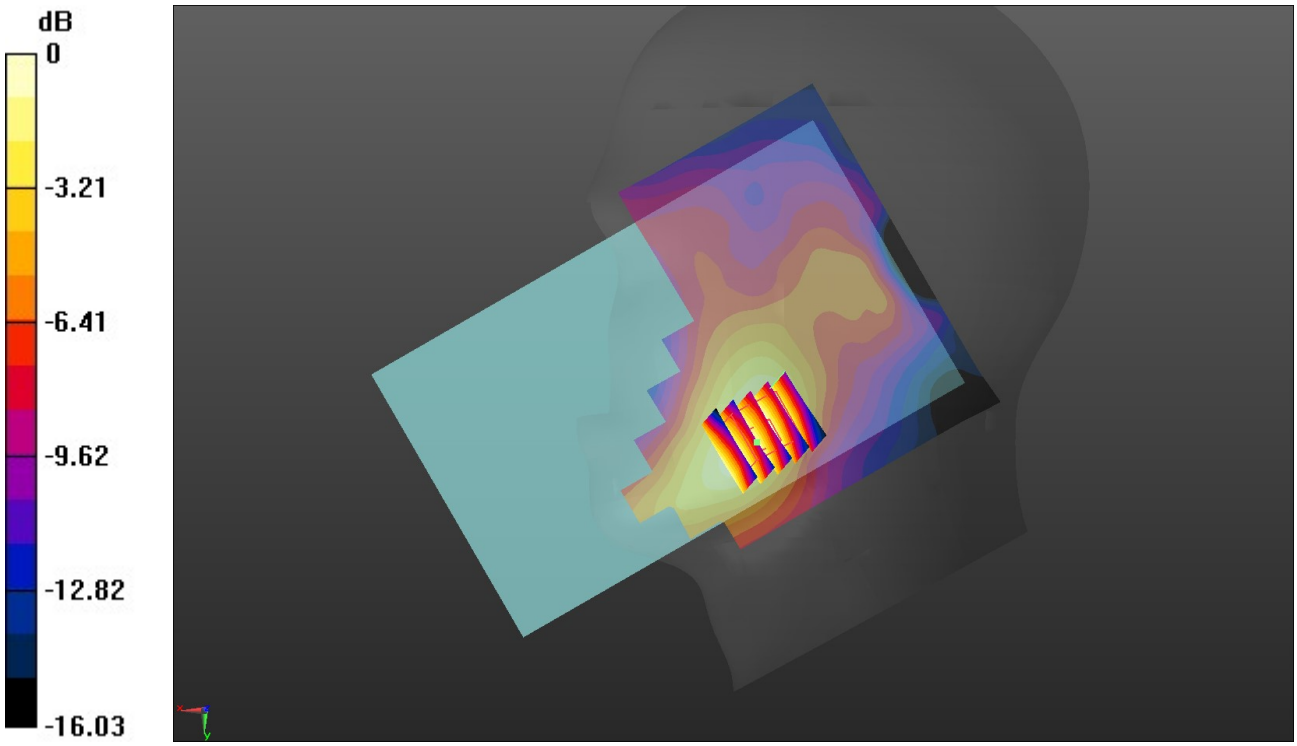

0 dB = 0.158 W/kg = -8.01 dBW/kg