RADIO TEST REPORT
FCC 47 CFR PART 15 SUBPART C

Test Standard	**FCC Part 15.247**
Brand name	Lumani
Product name	**Smart Energy Wireless Router**
Model No.	**Lumani SG600R2**
Test Result	**Pass**

The test Result was tested by Compliance Certification Services Inc. The test data, data evaluation, test procedures, and equipment configurations shown in this report were given in ANSI C63.10: 2013 and compliance standards.

The test results of this report relate only to the tested sample (EUT) identified in this report.
The test Report of full or partial shall not copy. Without written approval of Compliance Certification Services Inc. (Wugu Laboratory).

Approved by:

Sam Chuang
Manager

Tested by:

Jerry Chuang
Engineer

Unless otherwise stated the results shown in this test report refer only to the sample(s) tested and such sample(s) are retained for 90 days only.
除非另有說明，此報告結果僅對測試之樣品負責，同時此樣品僅保留90天。本報告未經本公司書面許可，不可部分複製。
This document is issued by the Company subject to its General Conditions of Service printed overleaf, available on request or accessible at www.sgs.com/terms_and_conditions.htm and for electronic format documents, subject to Terms and Conditions for Electronic Documents at www.sgs.com/terms_e-document.htm. Attention is drawn to the limitation of liability, indemnification and jurisdiction issues defined therein. Any holder of this document is advised that information contained hereon reflects the Company's findings at the time of its intervention only and within the limits of Client's instructions, if any. The Company's sole responsibility is to its Client and this document does not exonerate parties to a transaction from exercising all their rights and obligations under the transaction documents. This document cannot be reproduced except in full, without prior written approval of the Company. Any unauthorized alteration, forgery or falsification of the content or appearance of this document is unlawful and offenders may be prosecuted to the fullest extent of the law.

Revision History

Rev.	Issue Date	Revisions	Effect Page	Revised By
00	December 17, 2018	Initial Issue	ALL	Allison Chen
01	January 31, 2019	Revised detector type in section 5.6.	P.71, 73-77, 79-83, 86-93	Allison Chen

This document cannot be reproduced except in full, without prior written approval of the Company. 本報告未經本公司書面許可，不可部份複製。

Table of contents

1. GENERAL INFORMATION 4
1.1 EUT INFORMATION 4
1.2 EUT CHANNEL INFORMATION 5
1.3 ANTENNA INFORMATION 5
1.4 MEASUREMENT UNCERTAINTY 6
1.5 FACILITIES AND TEST LOCATION 6
1.6 INSTRUMENT CALIBRATION 7
1.7 SUPPORT AND EUT ACCESSORIES EQUIPMENT 8
1.8 TEST METHODOLOGY AND APPLIED STANDARDS 8
2. TEST SUMMERY 9
3. DESCRIPTION OF TEST MODES 10
3.1 THE WORST MODE OF OPERATING CONDITION 10
3.2 THE WORST MODE OF MEASUREMENT 11
4. EUT DUTY CYCLE 12
5. TEST RESULT 13
5.1 AC POWER LINE CONDUCTED EMISSION 13
5.2 6dB BANDWIDTH AND OCCUPIED BANDWIDTH (99%) 16
5.3 OUTPUT POWER MEASUREMENT 26
5.4 POWER SPECTRAL DENSITY 29
5.5 CONDUCTED BANDEDGE AND SPURIOUS EMISSION 35
5.6 RADIATION BANDEDGE AND SPURIOUS EMISSION 48
APPENDIX 1 - PHOTOGRAPHS OF EUT

This document cannot be reproduced except in full, without prior written approval of the Company. 本報告未經本公司書面許可，不可部份複製。

1. GENERAL INFORMATION

1.1 EUT INFORMATION

<table>
<tr><td>Applicant</td><td>Lumani Pte Ltd
71 Ayer Rajah Crescent #02-10/11 Singapore 139951</td></tr>
<tr><td>Manufacturer</td><td>Billion Electric Co., Ltd.
8F., No.192, Sec. 2, Zhongxing Rd., Xindian Dist., New Taipei City 231, Taiwan (R.O.C.)</td></tr>
<tr><td>Equipment</td><td>Smart Energy Wireless Router</td></tr>
<tr><td>Model Name</td><td>Lumani SG600R2</td></tr>
<tr><td>Model Discrepancy</td><td>N/A</td></tr>
<tr><td>Received Date</td><td>October 26, 2018</td></tr>
<tr><td>Date of Test</td><td>November 26 ~ 28, 2018</td></tr>
<tr><td>Output Power(W)</td><td><table><tr><th>Mode</th><th>Output Power (W)</th></tr><tr><td>IEEE 802.11b Mode</td><td>0.1750</td></tr><tr><td>IEEE 802.11g Mode</td><td>0.3963</td></tr><tr><td>IEEE 802.11n HT20 Mode</td><td>0.3707</td></tr><tr><td>IEEE 802.11n HT40 Mode</td><td>0.3381</td></tr></table></td></tr>
<tr><td>Power Supply</td><td>Power from AC adapter.
I/P: 100-240Vac, 50/60Hz, 0.5A
O/P: 12Vdc, 1.2A</td></tr>
</table>

This document cannot be reproduced except in full, without prior written approval of the Company. 本報告未經本公司書面許可，不可部份複製。

1.2 EUT CHANNEL INFORMATION

Frequency Range	802.11b/g/n HT 20: 2412MHz ~ 2462MHz 802.11n HT 40: 2422MHz ~ 2452MHz
Modulation Type	1. IEEE 802.11b Mode: DSSS(DBPSK/DQPSK/CCK) 2. IEEE 802.11g Mode: OFDM (BPSK/QPSK/16QAM/64QAM) 3. IEEE 802.11n HT20 Mode : OFDM (BPSK/QPSK/16QAM/64QAM) 4. IEEE 802.11n HT40 Mode : OFDM (BPSK/QPSK/16QAM/64QAM)
Number of channel	1. IEEE 802.11b Mode: 11 Channels 2. IEEE 802.11g Mode: 11 Channels 3. IEEE 802.11n HT20 Mode : 11 Channels 4. IEEE 802.11n HT40 Mode : 7 Channels

Remark:
Refer as ANSI C63.10:2013 clause 5.6.1 Table 4 for test channels

Number of frequencies to be tested		
Frequency range in which device operates	**Number of frequencies**	**Location in frequency range of operation**
☐ 1 MHz or less	1	Middle
☐ 1 MHz to 10 MHz	2	1 near top and 1 near bottom
☒ More than 10 MHz	3	1 near top, 1 near middle, and 1 near bottom

1.3 ANTENNA INFORMATION

Antenna Type	☐ PIFA ☐ PCB ☒ Dipole ☐ Coils
Antenna Gain	

	Brand	P/N	Peak Gain
Antenna 1	BILLION	AAZAND2S2942510000	2.22dBi

Antenna Connector	SMA Straight Plug/Reverse

This document cannot be reproduced except in full, without prior written approval of the Company. 本報告未經本公司書面許可，不可部份複製。

1.4 MEASUREMENT UNCERTAINTY

PARAMETER	UNCERTAINTY
AC Powerline Conducted Emission	+/- 1.2575
Emission bandwidth, 20dB bandwidth	+/- 1.4003
RF output power, conducted	+/- 1.1372
Power density, conducted	+/- 1.4003
3M Semi Anechoic Chamber / 30M~200M	+/- 4.0138
3M Semi Anechoic Chamber / 200M~1000M	+/- 3.9483
3M Semi Anechoic Chamber / 1G~8G	+/- 2.5975
3M Semi Anechoic Chamber / 8G~18G	+/- 2.6112
3M Semi Anechoic Chamber / 18G~26G	+/- 2.7389

Remark:
1.This uncertainty represents an expanded uncertainty expressed at approximately the 95% confidence level using a coverage factor of k=2
2. ISO/IEC 17025 requires that an estimate of the measurement uncertainties associated with the emissions test results be included in the report.

1.5 FACILITIES AND TEST LOCATION

All measurement facilities used to collect the measurement data are located at

No.11, Wugong 6th Rd., Wugu Dist., New Taipei City 24891, Taiwan. (R.O.C.)

Test site	Test Engineer	Remark
AC Conduction Room	Dally Hong	-
Radiation	Jerry Chuang	-
RF Conducted	Jerry Chuang	-

Remark: *The sites are constructed in conformance with the requirements of ANSI C63.7, ANSI C63.4 and CISPR Publication 22.*

This document cannot be reproduced except in full, without prior written approval of the Company. 本報告未經本公司書面許可，不可部份複製。

1.6 INSTRUMENT CALIBRATION

RF Conducted Test Site					
Equipment	**Manufacturer**	**Model**	**S/N**	**Cal Date**	**Cal Due**
Coaxial Cable	Woken	WC12	CC001	06/29/2018	06/28/2019
Power Meter	Anritsu	ML2495A	1149001	02/06/2018	02/05/2019
Power Seneor	Anritsu	MA2491A	030982	02/07/2018	02/06/2019
Signal Analyzer	R&S	FSV 40	101073	09/27/2018	09/26/2019

3M 966 Chamber Test Site					
Equipment	**Manufacturer**	**Model**	**S/N**	**Cal Date**	**Cal Due**
Band Reject Filters	MICRO TRONICS	BRM 50702	120	05/14/2018	05/13/2019
Bilog Antenna	Sunol Sciences	JB3	A030105	07/13/2018	07/12/2019
Cable	HUBER SUHNER	SUCOFLEX 104PEA	25157	06/29/2018	06/28/2019
Cable	HUBER SUHNER	SUCOFLEX 104PEA	20995	06/29/2018	06/28/2019
Digital Thermo-Hygro Meter	WISEWIND	1206	D07	02/08/2018	02/07/2019
double Ridged Guide Horn Antenna	ETC	MCTD 1209	DRH13M02003	08/20/2018	08/19/2019
Loop Ant	COM-POWER	AL-130	121051	03/21/2018	03/20/2019
Pre-Amplifier	EMEC	EM330	060609	06/29/2018	06/28/2019
Pre-Amplifier	HP	8449B	3008A00965	06/29/2018	06/28/2019
PSA Series Spectrum Analyzer	Agilent	E4446A	MY46180323	05/31/2018	05/30/2019
Antenna Tower	CCS	CC-A-1F	N/A	N.C.R	N.C.R
Controller	CCS	CC-C-1F	N/A	N.C.R	N.C.R
Turn Table	CCS	CC-T-1F	N/A	N.C.R	N.C.R

AC Conducted Emissions Test Site					
Equipment	**Manufacturer**	**Model**	**S/N**	**Cal Date**	**Cal Due**
CABLE	EMCI	CFD300-NL	CERF	06/29/2018	06/28/2019
EMI Test Receiver	R&S	ESCI	100064	07/24/2018	07/23/2019
LISN	SCHWARZBECK	NSLK 8127	8127-541	02/09/2018	02/08/2019
LISN	SCHAFFNER	NNB41	03/10013	02/06/2018	02/05/2019

Remark: *Each piece of equipment is scheduled for calibration once a year.*

This document cannot be reproduced except in full, without prior written approval of the Company. 本報告未經本公司書面許可，不可部份複製。

1.7 SUPPORT AND EUT ACCESSORIES EQUIPMENT

EUT Accessories Equipment					
No.	**Equipment**	**Brand**	**Model**	**Series No.**	**FCC ID**
	N/A				

Support Equipment					
No.	**Equipment**	**Brand**	**Model**	**Series No.**	**FCC ID**
1	NB(B)	Toshiba	PORTEGE R30-A	N/A	PD97260H

1.8 TEST METHODOLOGY AND APPLIED STANDARDS

The test methodology, setups and results comply with all requirements in accordance with ANSI C63.10:2013, FCC Part 2, FCC Part 15.247, KDB 558074 D01.

This document cannot be reproduced except in full, without prior written approval of the Company. 本報告未經本公司書面許可，不可部份複製。

2. TEST SUMMERY

FCC Standard Section	Report Section	Test Item	Result
15.203	1.3	Antenna Requirement	Pass
15.207(a)	5.1	AC Conducted Emission	Pass
15.247(a)(2)	5.2	6 dB Bandwidth	Pass
2.1049	5.2	Occupied Bandwidth (99%)	Pass
15.247(b)	5.3	Output Power Measurement	Pass
15.247(e)	5.4	Power Spectral Density	Pass
15.247(d)	5.5	Conducted Band Edge	Pass
15.247(d)	5.5	Conducted Spurious Emission	Pass
15.247(d)	5.6	Radiation Band Edge	Pass
15.247(d)	5.6	Radiation Spurious Emission	Pass

This document cannot be reproduced except in full, without prior written approval of the Company. 本報告未經本公司書面許可，不可部份複製。

3. DESCRIPTION OF TEST MODES

3.1 THE WORST MODE OF OPERATING CONDITION

Operation mode	IEEE 802.11b Mode :1Mbps IEEE 802.11g Mode :6Mbps IEEE 802.11n HT20 Mode: MCS0 IEEE 802.11n HT40 Mode: MCS0
Test Channel Frequencies	**IEEE 802.11b Mode:** 1. Lowest Channel: 2412MHz 2. Middle Channel: 2437MHz 3. Highest Channel: 2462MHz **IEEE 802.11g Mode:** 1. Lowest Channel: 2412MHz 2. Middle Channel: 2437MHz 3. Highest Channel: 2462MHz **IEEE 802.11n HT20 Mode:** 1. Lowest Channel: 2412MHz 2. Middle Channel: 2437MHz 3. Highest Channel: 2462MHz **IEEE 802.11n HT40 Mode:** 1. Lowest Channel: 2422MHz 2. Middle Channel: 2437MHz 3. Highest Channel: 2452MHz
Operation Transmitter	IEEE 802.11b Mode: 1T1R IEEE 802.11g Mode: 1T1R IEEE 802.11n HT20 Mode: 1T1R IEEE 802.11n HT40 Mode: 1T1R

Remark:
1. EUT pre-scanned data rate of output power for each mode, the worst data rate were recorded in this report.

This document cannot be reproduced except in full, without prior written approval of the Company. 本報告未經本公司書面許可，不可部份複製。

3.2 THE WORST MODE OF MEASUREMENT

AC Power Line Conducted Emission	
Test Condition	AC Power line conducted emission for line and neutral
Power supply Mode	Mode 1:EUT power by adapter
Worst Mode	☒ Mode 1 ☐ Mode 2 ☐ Mode 3 ☐ Mode 4

Radiated Emission Measurement Above 1G	
Test Condition	Band edge, Emission for Unwanted and Fundamental
Power supply Mode	Mode 1:EUT power by adapter
Worst Mode	☒ Mode 1 ☐ Mode 2 ☐ Mode 3 ☐ Mode 4
Worst Position	☐ Placed in fixed position. ☐ Placed in fixed position at X-Plane (E2-Plane) ☐ Placed in fixed position at Y-Plane (E1-Plane) ☒ Placed in fixed position at Z-Plane (H-Plane)
Worst Polarity	☐ Horizontal ☒ Vertical

Radiated Emission Measurement Below 1G	
Test Condition	Radiated Emission Below 1G
Power supply Mode	Mode 1:EUT power by adapter
Worst Mode	☒ Mode 1 ☐ Mode 2 ☐ Mode 3 ☐ Mode 4

Remark:
1. The worst mode was record in this test report.
2. EUT pre-scanned in three axis ,X,Y, Z and two polarity, Horizontal and Vertical for radiated measurement. The worst case(Z-Plane and Vertical) were recorded in this report
3. AC power line conducted emission and for below 1G radiation emission were performed the EUT transmit at the highest output power channel as worse case.

This document cannot be reproduced except in full, without prior written approval of the Company. 本報告未經本公司書面許可，不可部份複製。

4. EUT DUTY CYCLE

Duty Cycle			
Configuration	TX ON (ms)	TX ALL (ms)	Duty Cycle (%)
802.11b	8.7200	8.8800	98.20%
802.11g	1.4900	1.6500	90.30%
802.11n HT20	1.3700	1.5500	88.39%
802.11n HT40	0.6900	0.8700	79.31%

802.11b

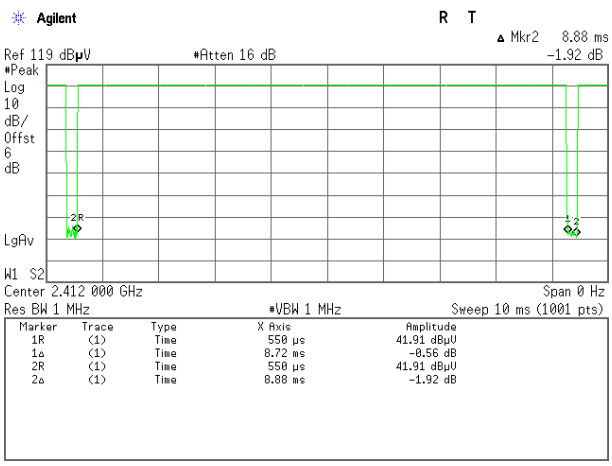

802.11g

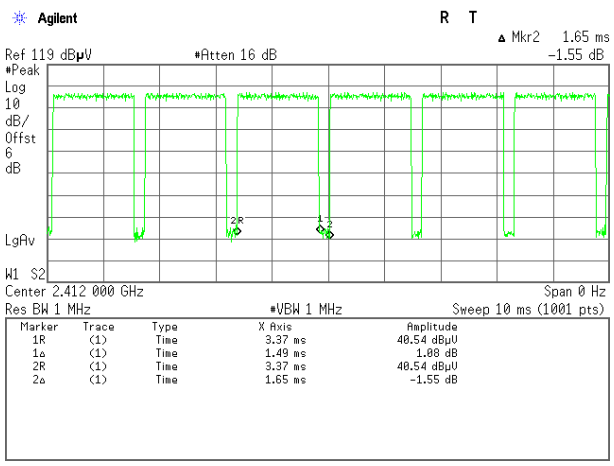

802.11n HT20

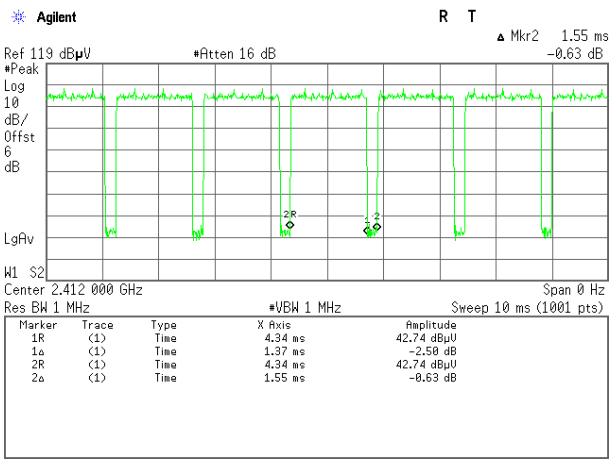

802.11n HT40

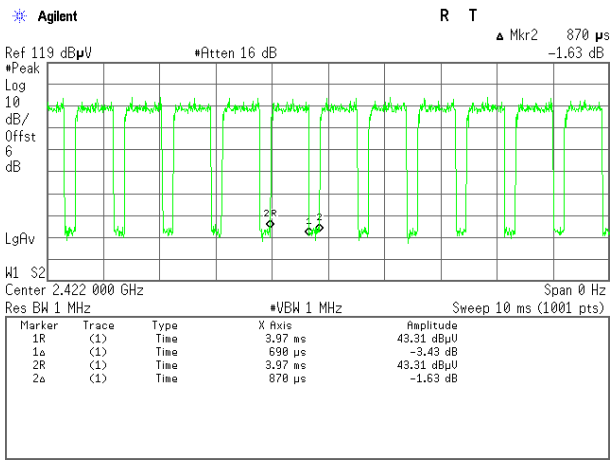

This document cannot be reproduced except in full, without prior written approval of the Company. 本報告未經本公司書面許可，不可部份複製。

5. TEST RESULT

5.1 AC POWER LINE CONDUCTED EMISSION

5.1.1 Test Limit

According to §15.207(a),

Frequency Range (MHz)	Limits(dBμV)	
	Quasi-peak	Average
0.15 to 0.50	66 to 56*	56 to 46*
0.50 to 5	56	46
5 to 30	60	50

* Decreases with the logarithm of the frequency.

5.1.2 Test Procedure

Test method Refer as ANSI C63.10:2013 clause 6.2,

1. The EUT was placed on a non-conducted table, which is 0.8m above horizontal ground plane and 0.4m above vertical ground plane.
2. EUT connected to the line impedance stabilization network (LISN)
3. Receiver set RBW of 9kHz and Detector Peak, and note as quasi-peak and average.
4. Maximum procedure was performed on the six highest emissions to ensure EUT compliance.
5. Recorded Line for Neutral and Line.

5.1.3 Test Setup

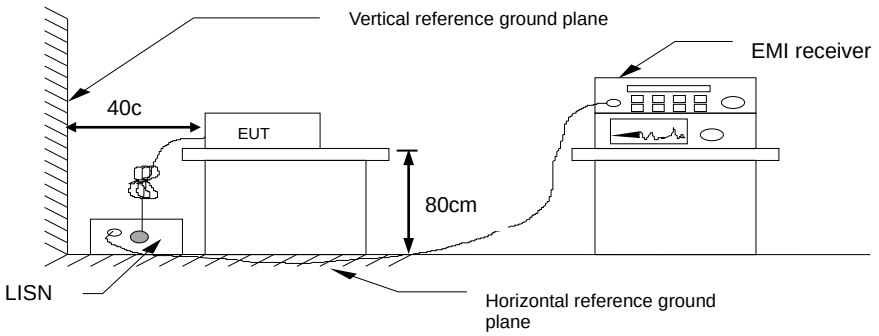

5.1.4 Test Result

Pass.

This document cannot be reproduced except in full, without prior written approval of the Company. 本報告未經本公司書面許可，不可部份複製。

Test Data

Test Mode:	Mode 1	Temp/Hum	24(℃)/ 50%RH
Phase:	Line	Test Date	November 26, 2018
Test Voltage:	120V	Test Engineer	Dally Hong

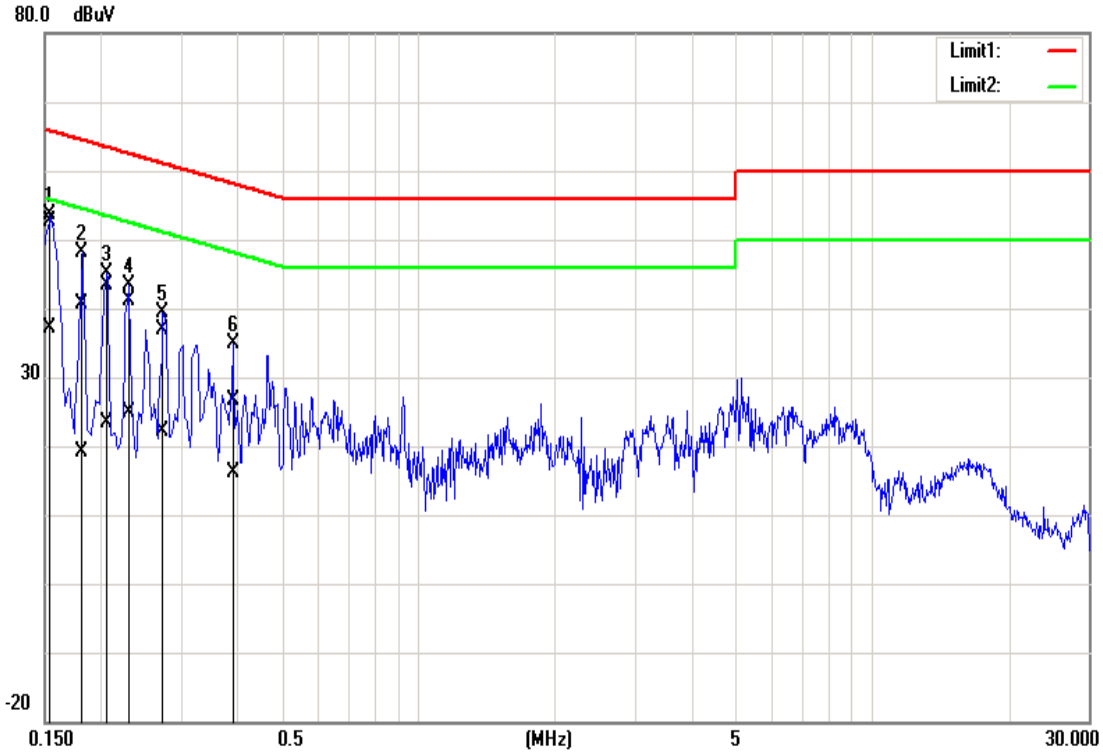

No.	Frequency	QuasiPeak reading	Average reading	Correction factor	QuasiPeak result	Average result	QuasiPeak limit	Average limit	QuasiPeak margin	Average margin	Remark
	(MHz)	(dBuV)	(dBuV)	(dB)	(dBuV)	(dBuV)	(dBuV)	(dBuV)	(dB)	(dB)	
1*	0.1540	52.40	36.88	0.16	52.56	37.04	65.78	55.78	-13.22	-18.74	Pass
2	0.1820	40.51	18.90	0.16	40.67	19.06	64.39	54.39	-23.72	-35.33	Pass
3	0.2060	43.10	23.20	0.16	43.26	23.36	63.37	53.37	-20.11	-30.01	Pass
4	0.2300	41.00	24.68	0.16	41.16	24.84	62.45	52.45	-21.29	-27.61	Pass
5	0.2740	36.61	22.03	0.16	36.77	22.19	61.00	51.00	-24.23	-28.81	Pass
6	0.3900	26.54	15.89	0.18	26.72	16.07	58.06	48.06	-31.34	-31.99	Pass

This document cannot be reproduced except in full, without prior written approval of the Company. 本報告未經本公司書面許可，不可部份複製。

Test Mode:	Mode 1	Temp/Hum	24(℃)/ 50%RH
Phase:	Neutral	Test Date	November 26, 2018
Test Voltage:	120V	Test Engineer	Dally Hong

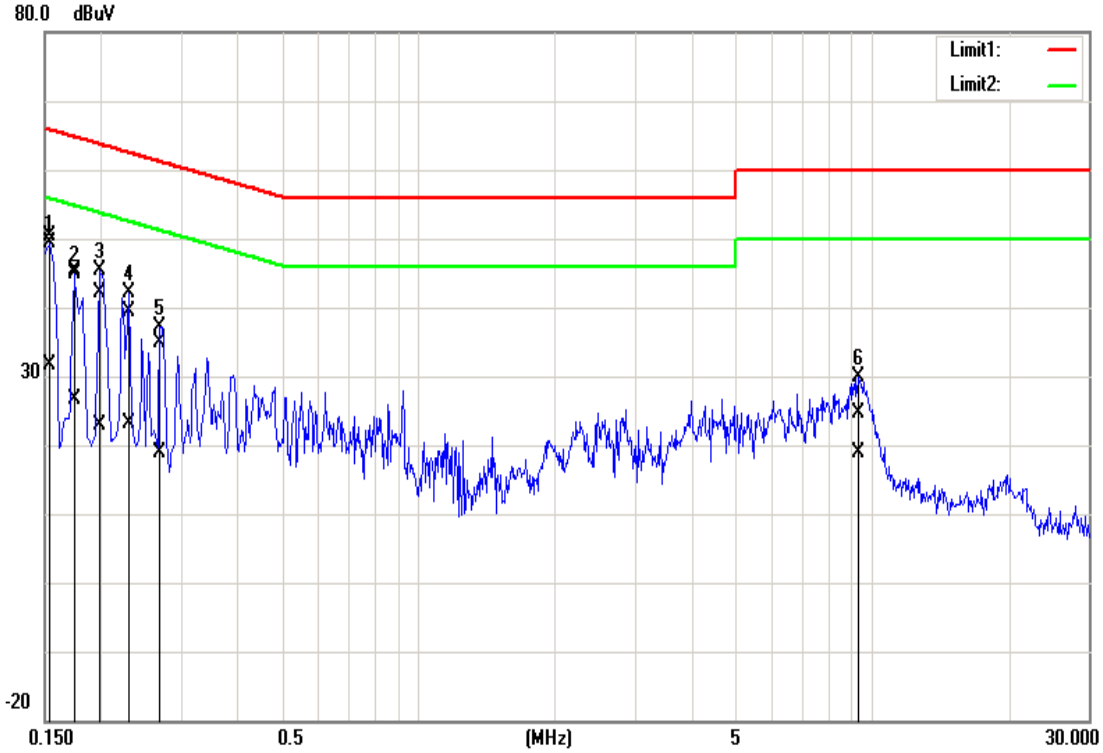

No.	Frequency	QuasiPeak reading	Average reading	Correction factor	QuasiPeak result	Average result	QuasiPeak limit	Average limit	QuasiPeak margin	Average margin	Remark
	(MHz)	(dBuV)	(dBuV)	(dB)	(dBuV)	(dBuV)	(dBuV)	(dBuV)	(dB)	(dB)	
1*	0.1540	50.23	31.43	0.19	50.42	31.62	65.78	55.78	-15.36	-24.16	Pass
2	0.1740	45.30	26.47	0.19	45.49	26.66	64.77	54.77	-19.28	-28.11	Pass
3	0.1980	41.86	22.60	0.18	42.04	22.78	63.69	53.69	-21.65	-30.91	Pass
4	0.2300	39.30	22.91	0.18	39.48	23.09	62.45	52.45	-22.97	-29.36	Pass
5	0.2700	34.73	18.79	0.18	34.91	18.97	61.12	51.12	-26.21	-32.15	Pass
6	9.3300	24.18	18.46	0.44	24.62	18.90	60.00	50.00	-35.38	-31.10	Pass

This document cannot be reproduced except in full, without prior written approval of the Company. 本報告未經本公司書面許可，不可部份複製。

5.2 6dB BANDWIDTH AND OCCUPIED BANDWIDTH (99%)

5.2.1 Test Limit

According to §15.247(a)(2),

6 dB Bandwidth ：

Limit	Shall be at least 500kHz

Occupied Bandwidth(99%) ： For reporting purposes only.

5.2.2 Test Procedure

Test method Refer as KDB 558074 D01 and ANSI C63.10:2013 clause 6.9.2,

1. The EUT RF output connected to the spectrum analyzer by RF cable.
2. Setting maximum power transmit of EUT
3. SA set RBW = 100kHz, VBW = 300kHz and Detector = Peak, to measurement 6 dB Bandwidth.
4. SA set RBW = 1% ~ 5% OBW, VBW = three times the RBW and Detector = Peak, to measurement 99% Bandwidth
5. Measure and record the result of 6 dB Bandwidth and 99% Bandwidth. in the test report.

5.2.3 Test Setup

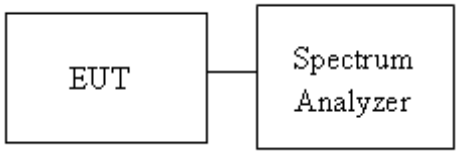

This document cannot be reproduced except in full, without prior written approval of the Company. 本報告未經本公司書面許可，不可部份複製。

5.2.4 Test Result

Test mode: IEEE 802.11b Mode / 2412-2462 MHz						
Channel	Frequency (MHz)	Chain 0 OBW(99%) (MHz)	Chain 1 OBW(99%) (MHz)	Chain 0 6dB BW (MHz)	Chain 1 6dB BW (MHz)	6dB limit (kHz)
Low	2412	15.1085	-	12.0870	-	≥500
Mid	2437	15.1953	-	12.0870	-	
High	2462	15.0651	-	12.0870	-	

Test mode: IEEE 802.11g Mode / 2412-2462 MHz						
Channel	Frequency (MHz)	Chain 0 OBW(99%) (MHz)	Chain 1 OBW(99%) (MHz)	Chain 0 6dB BW (MHz)	Chain 1 6dB BW (MHz)	6dB limit (kHz)
Low	2412	16.7149	-	16.3478	-	≥500
Mid	2437	16.7583	-	16.3478	-	
High	2462	16.7149	-	16.3478	-	

Test mode: IEEE 802.11n HT20 Mode / 2412-2462 MHz						
Channel	Frequency (MHz)	Chain 0 OBW(99%) (MHz)	Chain 1 OBW(99%) (MHz)	Chain 0 6dB BW (MHz)	Chain 1 6dB BW (MHz)	6dB limit (kHz)
Low	2412	17.6266	-	17.3478	-	≥500
Mid	2437	17.6700	-	17.0870	-	
High	2462	17.6266	-	17.3043	-	

Test mode: IEEE 802.11n HT40 Mode / 2422-2452 MHz						
Channel	Frequency (MHz)	Chain 0 OBW(99%) (MHz)	Chain 1 OBW(99%) (MHz)	Chain 0 6dB BW (MHz)	Chain 1 6dB BW (MHz)	6dB limit (kHz)
Low	2422	36.3531	-	35.4780	-	>500
Mid	2437	36.7004	-	35.3620	-	
High	2452	36.3531	-	35.4780	-	

This document cannot be reproduced except in full, without prior written approval of the Company. 本報告未經本公司書面許可，不可部份複製。

Test Data (6dB BANDWIDTH)

IEEE 802.11b Mode Chain 0

Low CH

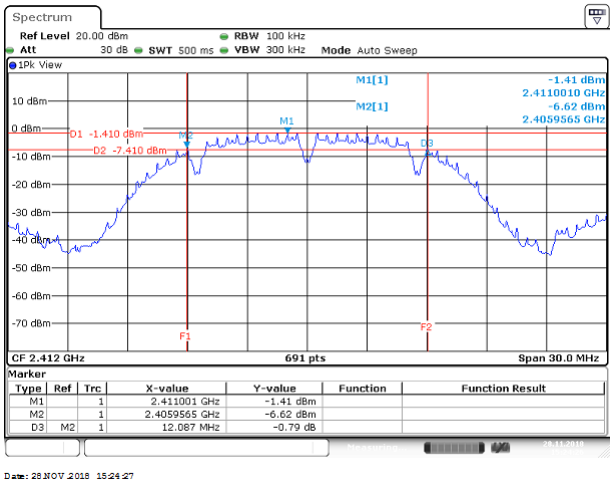

Mid CH

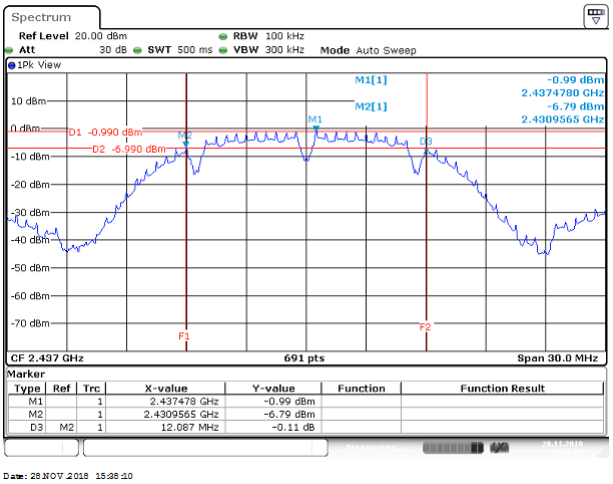

High CH

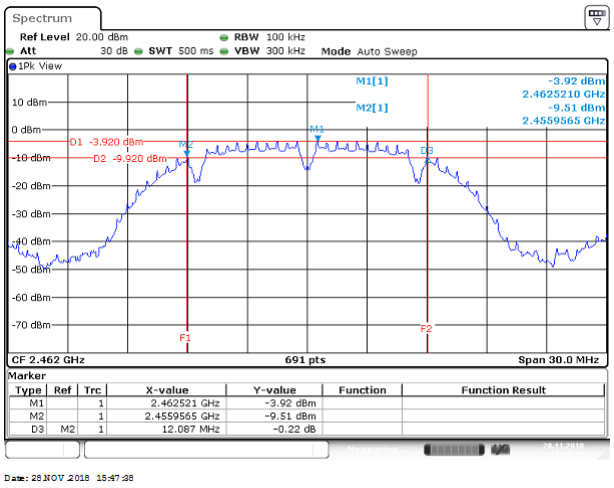

This document cannot be reproduced except in full, without prior written approval of the Company. 本報告未經本公司書面許可，不可部份複製。

IEEE 802.11g Mode Chain 0

Low CH

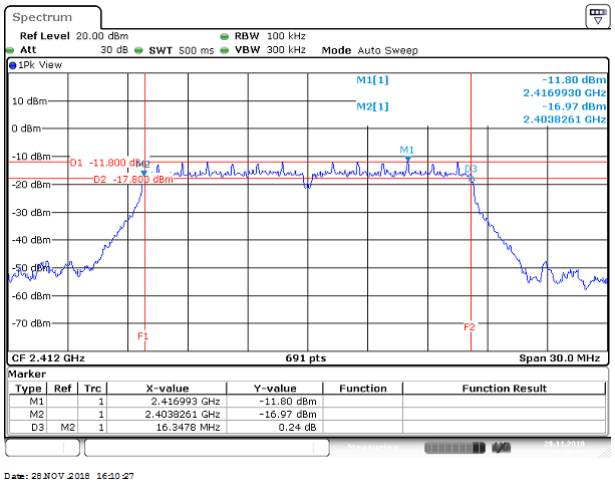

Mid CH

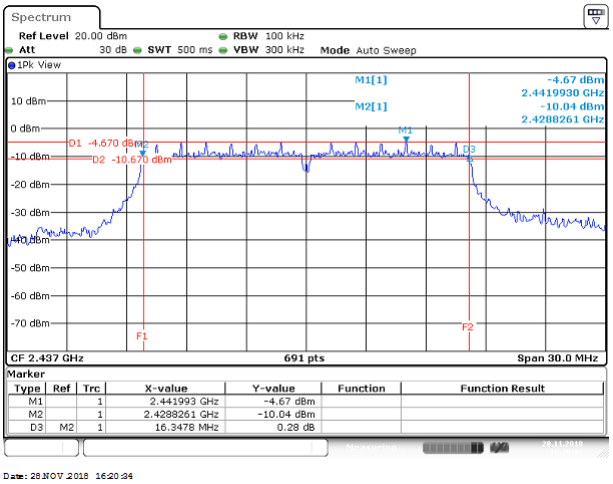

High CH

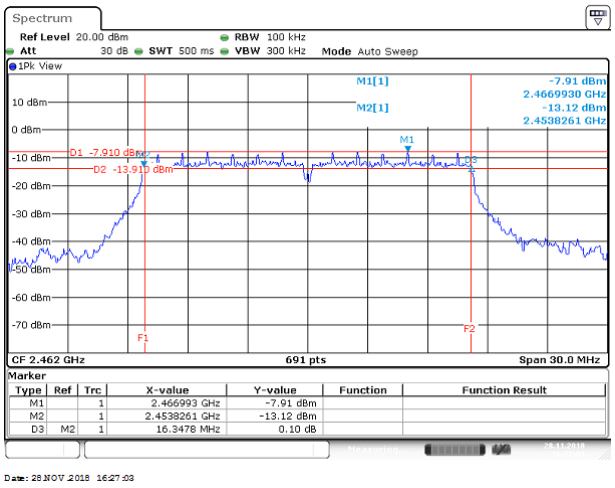

This document cannot be reproduced except in full, without prior written approval of the Company. 本報告未經本公司書面許可，不可部份複製。

IEEE 802.11n HT20 Mode Chain 0

Low CH

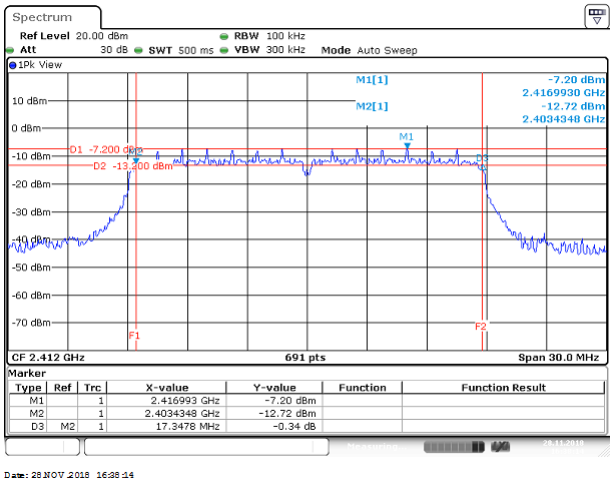

Mid CH

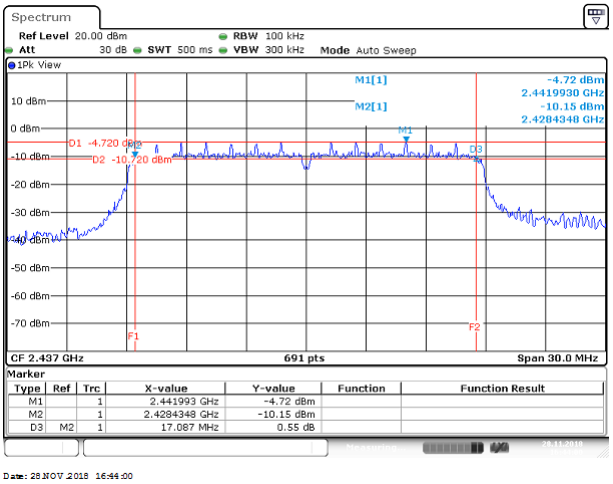

High CH

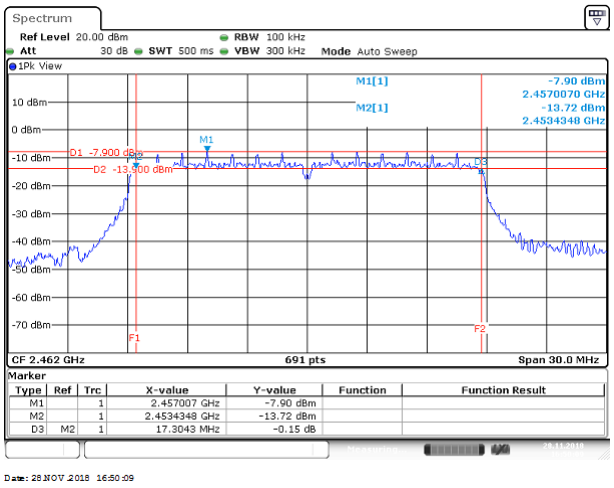

This document cannot be reproduced except in full, without prior written approval of the Company. 本報告未經本公司書面許可，不可部份複製。

IEEE 802.11n HT40 Mode Chain 0

Low CH

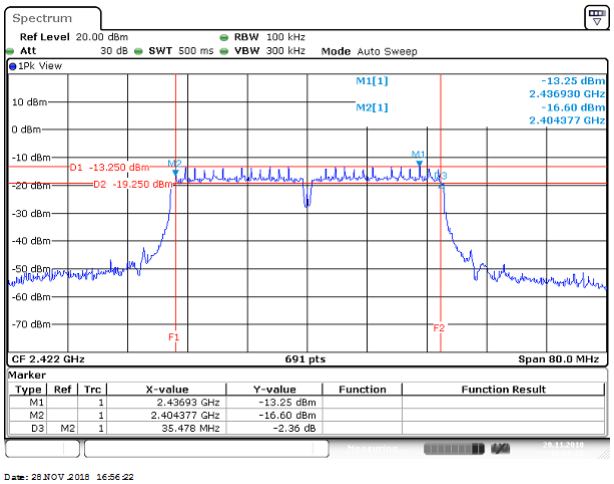

Mid CH

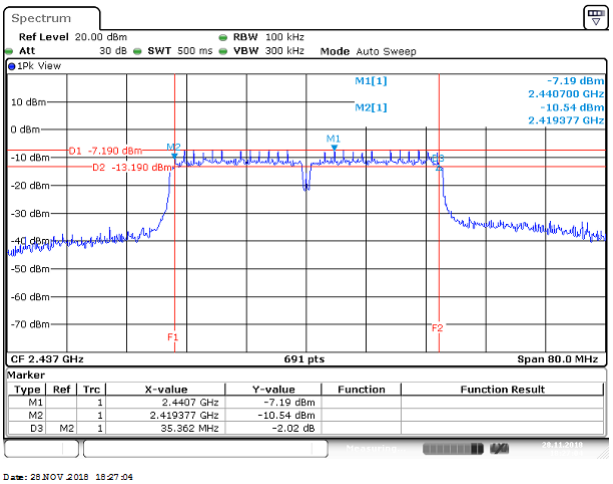

High CH

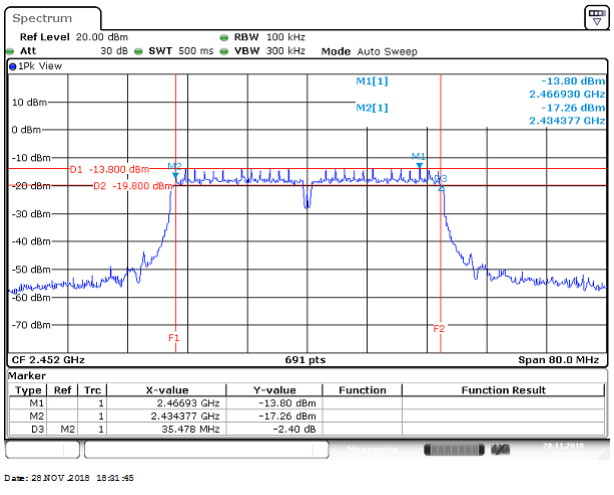

This document cannot be reproduced except in full, without prior written approval of the Company. 本報告未經本公司書面許可，不可部份複製。

Test Data (BANDWIDTH 99%)

IEEE 802.11b Mode Chain 0

Low CH

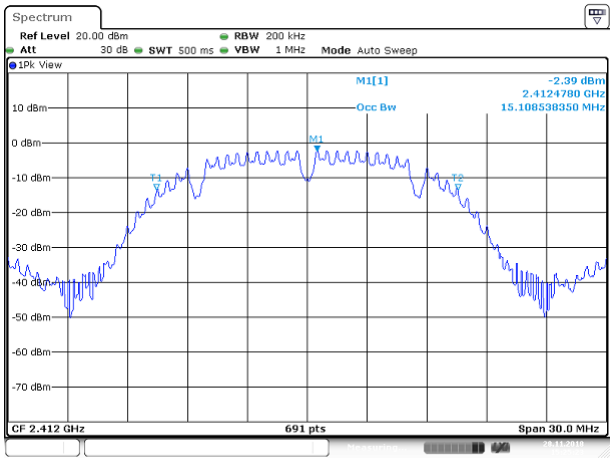

Date: 28.NOV.2018 15:25:24

Mid CH

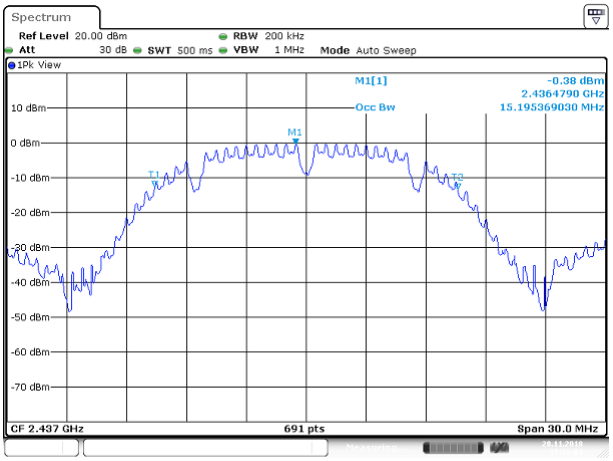

Date: 28.NOV.2018 15:29:01

High CH

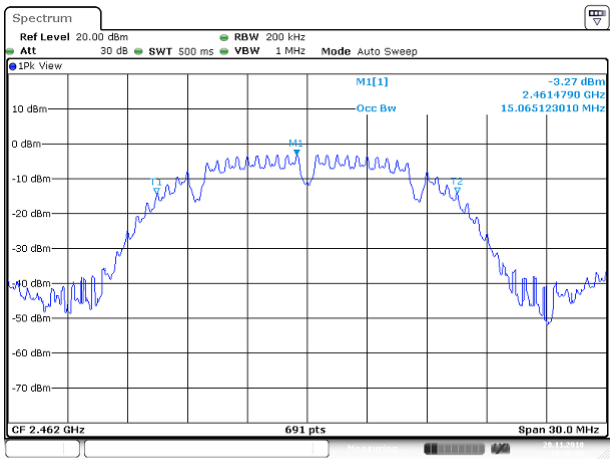

Date: 28.NOV.2018 15:48:32

This document cannot be reproduced except in full, without prior written approval of the Company. 本報告未經本公司書面許可，不可部份複製。

IEEE 802.11g Mode Chain 0

Low CH

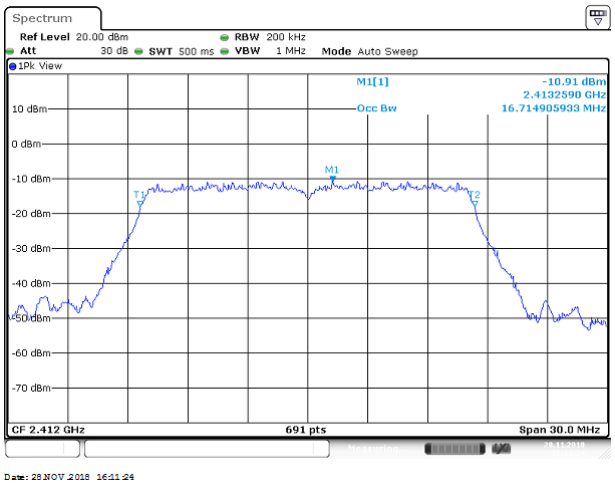

Mid CH

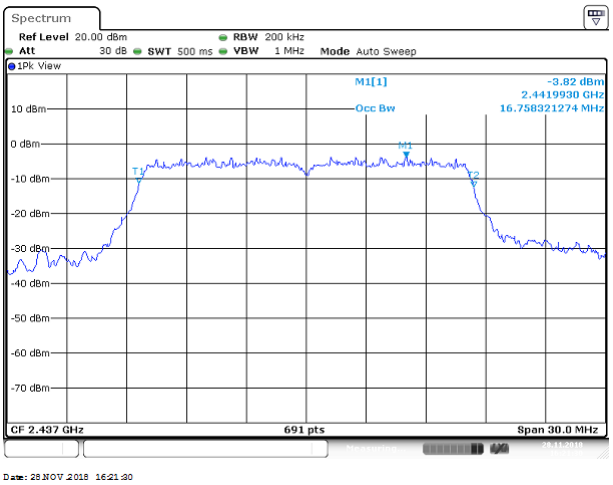

High CH

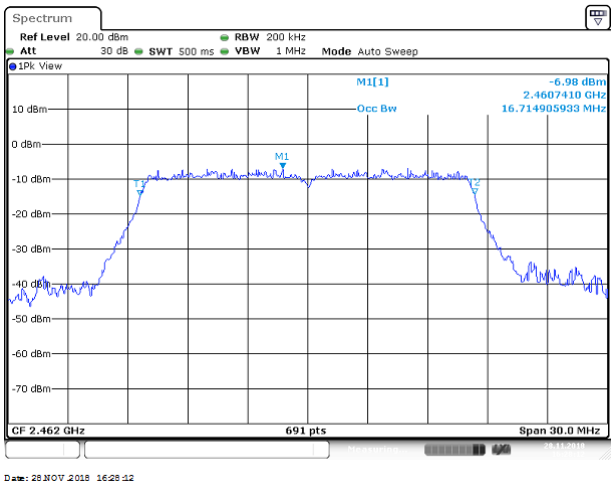

This document cannot be reproduced except in full, without prior written approval of the Company. 本報告未經本公司書面許可，不可部份複製。

IEEE 802.11n HT20 Mode Chain 0

Low CH

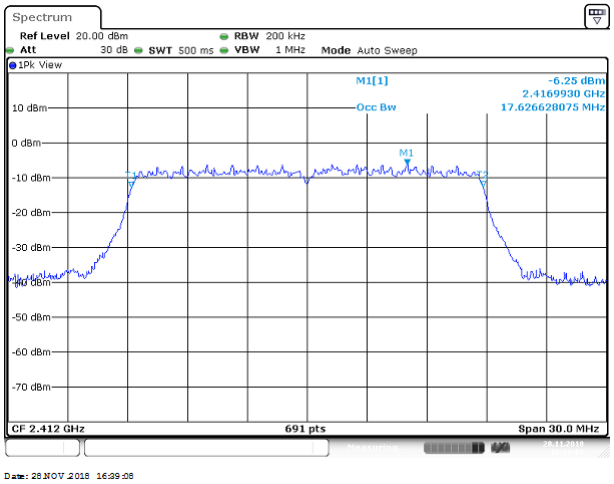

Mid CH

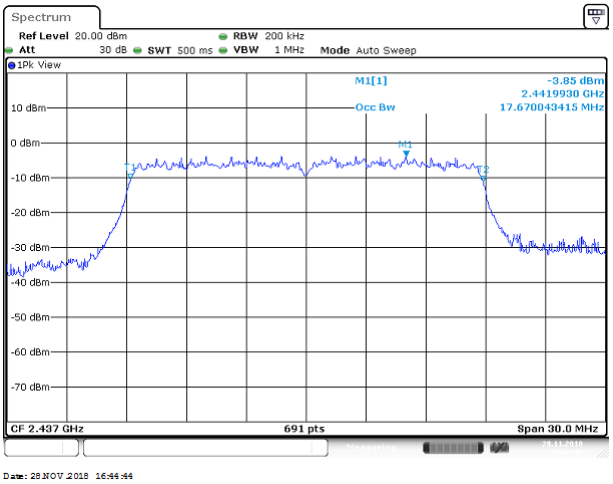

High CH

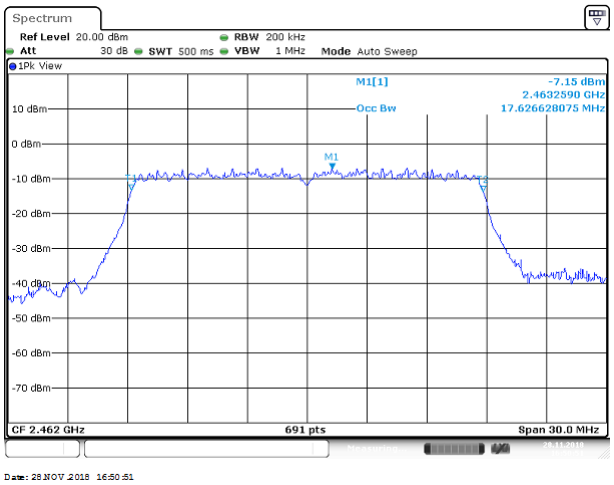

This document cannot be reproduced except in full, without prior written approval of the Company. 本報告未經本公司書面許可，不可部份複製。

IEEE 802.11n HT40 Mode Chain 0

Low CH

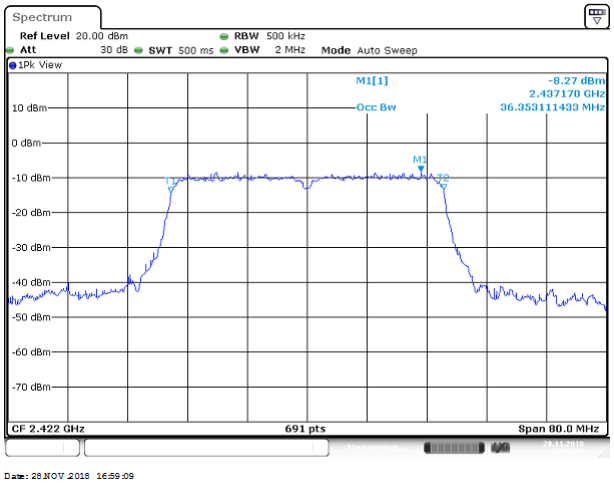

Mid CH

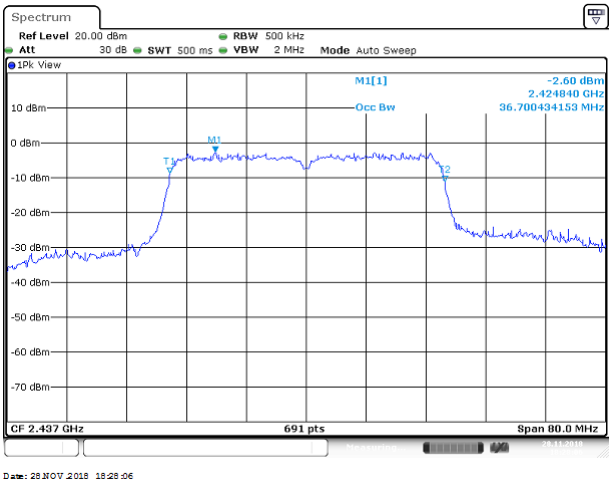

High CH

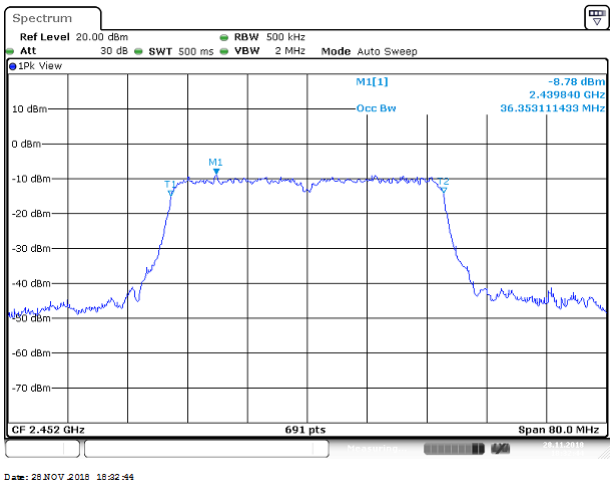

This document cannot be reproduced except in full, without prior written approval of the Company. 本報告未經本公司書面許可，不可部份複製。

5.3 OUTPUT POWER MEASUREMENT

5.3.1 Test Limit

According to §15.247(b),

Peak output power：

For systems using digital modulation in the 2400-2483.5 MHz: 1 Watt(30 dBm), base on the use of antennas with directional gain not exceed 6 dBi If transmitting antennas of directional gain greater than 6dBi are used the peak output power the conducted output power from the intentional radiator shall be reduced by the amount in dB that the directional gain of the antenna exceeds 6 dBi. In case of point-to-point operation, the limit has to be reduced by 1dB for every 3 dB that the directional gain of the antenna exceeds 6 dBi.

Limit	☒ Antenna not exceed 6 dBi：30dBm ☐ Antenna with DG greater than 6 dBi： [Limit = 30 – (DG – 6)] ☐ Point-to-point operation：

Average output power：For reporting purposes only.

5.3.2 Test Procedure

Test method Refer as KDB 558074 D01.

1. The EUT RF output connected to the power meter by RF cable.
2. Setting maximum power transmit of EUT.
3. The path loss was compensated to the results for each measurement.
4. Measure and record the result of Peak output power and Average output power. in the test report.

5.3.3 Test Setup

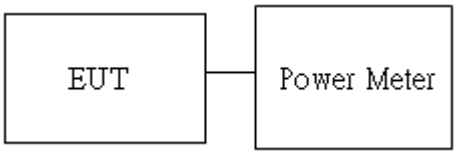

This document cannot be reproduced except in full, without prior written approval of the Company. 本報告未經本公司書面許可，不可部份複製。

5.3.4 Test Result

Peak output power：

Wifi 2.4G							
Config	**CH**	**Freq. (MHz)**	**power set**	**PK Power (dBm)**	**PK Total Power (dBm)**	**PK Total Power (W)**	**Limit (dBm)**
			chain 0	**chain 0**			
IEEE 802.11b Data rate: 1Mbps	Low	2412	10	16.59	16.59	0.0456	30
	Mid	2437	16	22.43	22.43	0.1750	
	High	2462	18	19.96	19.96	0.0991	
IEEE 802.11g Data rate: 6Mbps	Low	2412	1C	25.27	25.27	0.3365	
	Mid	2437	1F	25.98	25.98	0.3963	
	High	2462	18	24.12	24.12	0.2582	
IEEE 802.11n HT 20 Data rate: MCS0	Low	2412	1A	24.38	24.38	0.2742	
	Mid	2437	1F	25.69	25.69	0.3707	
	High	2462	18.0	23.79	23.79	0.2393	
IEEE 802.11n HT 40 Data rate: MCS0	Low	2422	12.0	21.01	21.01	0.1262	
	Mid	2437	1F	25.29	25.29	0.3381	
	High	2452	11.0	21.35	21.35	0.1365	

This document cannot be reproduced except in full, without prior written approval of the Company. 本報告未經本公司書面許可，不可部份複製。

Average output power：

Wifi 2.4G				
Config	**CH**	**Freq. (MHz)**	**Power Setting**	**AV Power (dBm)**
IEEE 802.11b Data rate: 1Mbps	Low	2412	10	14.16
	Mid	2437	16	20.37
	High	2462	18	17.62
IEEE 802.11g Data rate: 6Mbps	Low	2412	1C	15.60
	Mid	2437	1F	17.02
	High	2462	18	13.87
IEEE 802.11n HT20 Data rate: MCS0	Low	2412	1A	14.62
	Mid	2437	1F	16.82
	High	2462	18	14.05
IEEE 802.11n HT40 Data rate: MCS0	Low	2422	12	10.86
	Mid	2437	1F	16.95
	High	2452	11	10.65

This document cannot be reproduced except in full, without prior written approval of the Company. 本報告未經本公司書面許可，不可部份複製。

5.4 POWER SPECTRAL DENSITY

5.4.1 Test Limit

According to §15.247(e),

For digitally modulated systems, the power spectral density conducted from the intentional radiator to the antenna shall not be greater than 8 dBm in any 3 kHz band during any time interval of continuous transmission.

Limit	☒ Antenna not exceed 6 dBi：8dBm ☐ Antenna with DG greater than 6 dBi： [Limit = 8 – (DG – 6)] ☐ Point-to-point operation：

5.4.2 Test Procedure

Test method Refer as KDB 558074 D01

1. The EUT RF output connected to the spectrum analyzer by RF cable.
2. Setting maximum power transmit of EUT
3. SA set RBW = 3kHz, VBW = 30kHz, Span = 1.5 times DTS Bandwidth (6 dB BW), Detector = Peak, Sweep Time = Auto and Trace = Max hold.
4. The path loss and Duty Factor were compensated to the results for each measurement by SA.
5. Mark the maximum level.
6. Measure and record the result of power spectral density. in the test report.

5.4.3 Test Setup

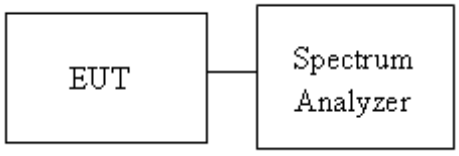

This document cannot be reproduced except in full, without prior written approval of the Company. 本報告未經本公司書面許可，不可部份複製。

5.4.4 Test Result

Test mode: IEEE 802.11b Mode / 2412-2462 MHz				
Channel	**Frequency (MHz)**	**Chain 0 PPSD (dBm)**	**Chain 1 PPSD (dBm)**	**Limit (dBm)**
Low	2412	-8.99	-	8
Mid	2437	-6.81	-	
High	2462	-8.00	-	

Test mode: IEEE 802.11g Mode / 2412-2462 MHz				
Channel	**Frequency (MHz)**	**Chain 0 PPSD (dBm)**	**Chain 1 PPSD (dBm)**	**Limit (dBm)**
Low	2412	-9.86	-	8
Mid	2437	-9.47	-	
High	2462	-11.18	-	

Test mode: IEEE 802.11n HT20 Mode / 2412-2462 MHz				
Channel	**Frequency (MHz)**	**Chain 0 PPSD (dBm)**	**Chain 1 PPSD (dBm)**	**Limit (dBm)**
Low	2412	-11.12	-	8
Mid	2437	-9.21	-	
High	2462	-11.43	-	

Test mode: IEEE 802.11n HT40 Mode / 2422-2452 MHz				
Channel	**Frequency (MHz)**	**Chain 0 PPSD (dBm)**	**Chain 1 PPSD (dBm)**	**Limit (dBm)**
Low	2412	-14.80	-	8
Mid	2437	-9.52	-	
High	2462	-14.87	-	

This document cannot be reproduced except in full, without prior written approval of the Company. 本報告未經本公司書面許可，不可部份複製。

Test Data

IEEE 802.11b Mode Chain 0

Low CH

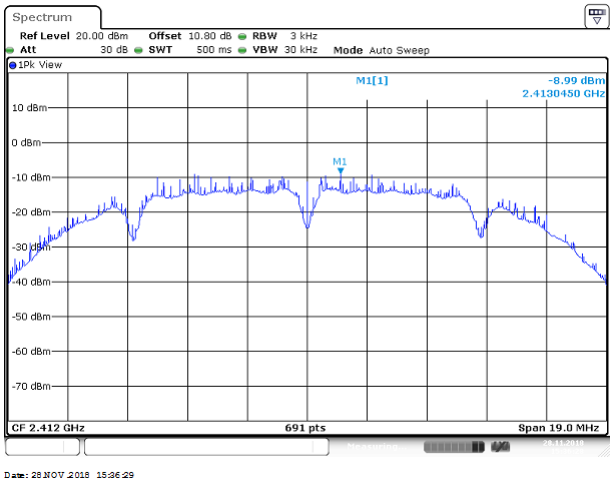

Mid CH

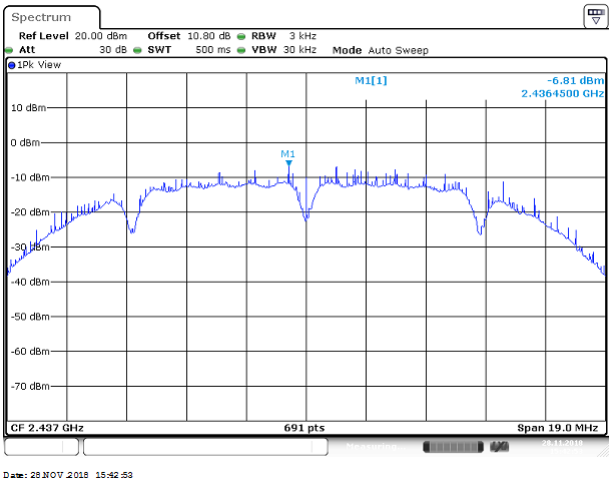

High CH

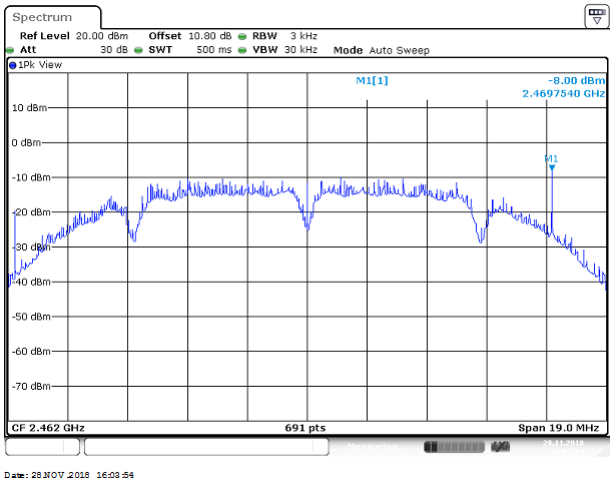

This document cannot be reproduced except in full, without prior written approval of the Company. 本報告未經本公司書面許可，不可部份複製。

IEEE 802.11g Mode Chain 0

Low CH

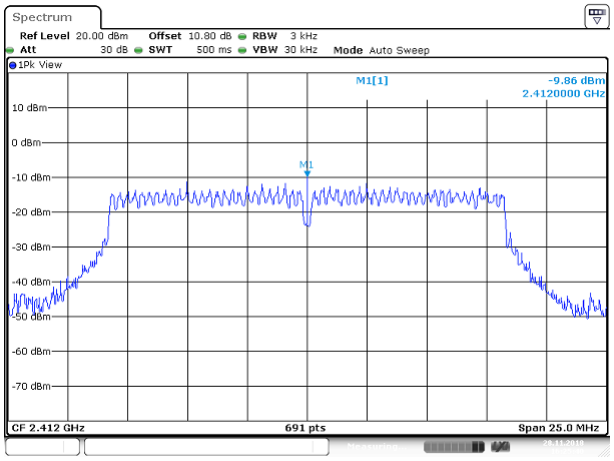

Date: 28.NOV.2018 16:25:40

Mid CH

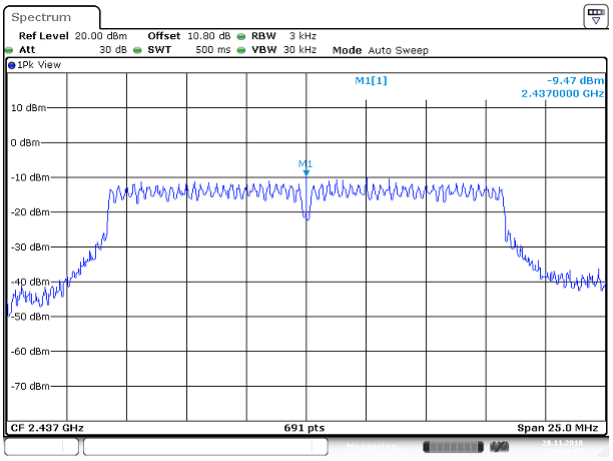

Date: 28.NOV.2018 16:24:07

High CH

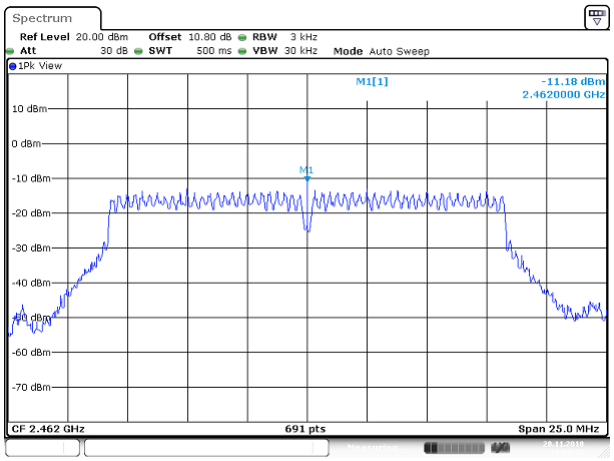

Date: 28.NOV.2018 16:22:36

This document cannot be reproduced except in full, without prior written approval of the Company. 本報告未經本公司書面許可，不可部份複製。

IEEE 802.11n HT20 Mode Chain 0

Low CH

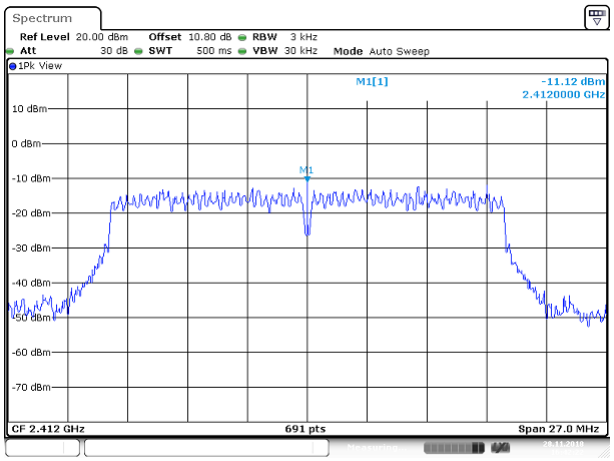

Date: 28.NOV.2018 16:42:22

Mid CH

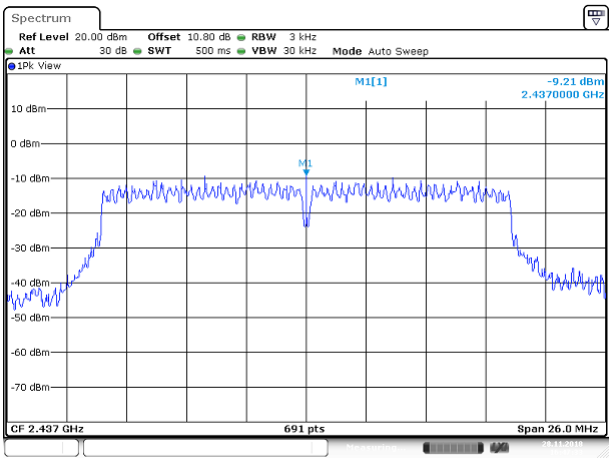

Date: 28.NOV.2018 16:47:33

High CH

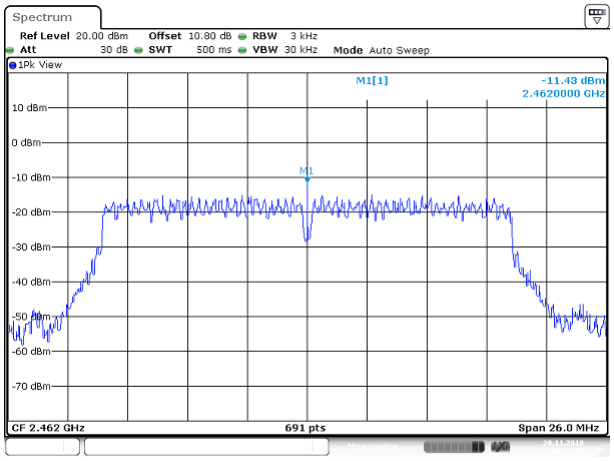

Date: 28.NOV.2018 16:54:37

This document cannot be reproduced except in full, without prior written approval of the Company. 本報告未經本公司書面許可，不可部份複製。

IEEE 802.11n HT40 Mode Chain 0

Low CH

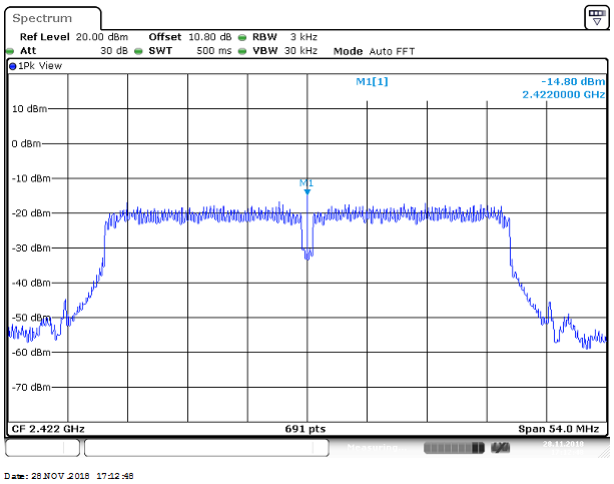

Mid CH

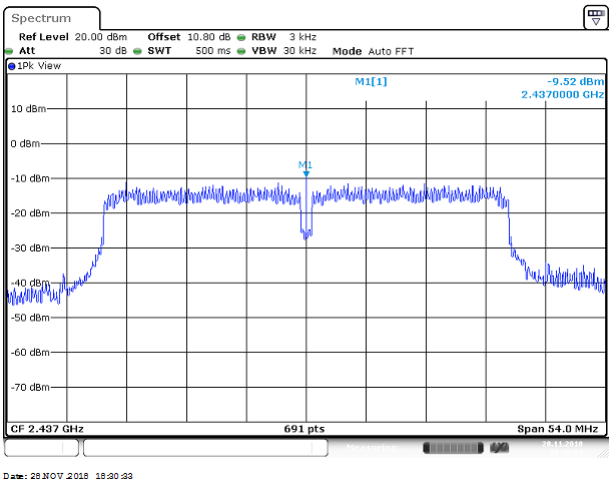

High CH

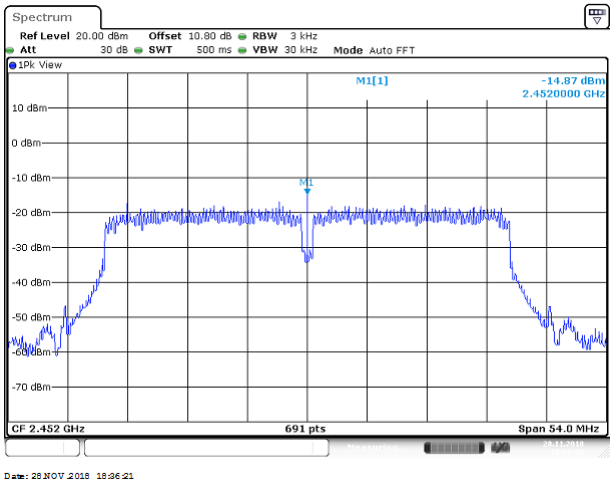

This document cannot be reproduced except in full, without prior written approval of the Company. 本報告未經本公司書面許可，不可部份複製。

5.5 CONDUCTED BANDEDGE AND SPURIOUS EMISSION

5.5.1 Test Limit

According to §15.247(d)

In any 100 kHz bandwidth outside the authorized frequency band,

Non-restricted bands shall be attenuated at least 20 dB/30 dB relative to the maximum PSD level in 100 kHz by RF conducted or a radiated measurement which fall in the restricted bands, as defined in §15.205(a), must also comply with the radiated emission limits specified in §15.209(a).

5.5.2 Test Procedure

Test method Refer as, KDB 558074 D01.

1. EUT RF output port connected to the SA by RF cable, and the path loss was compensated to result.

2. SA setting, RBW=100kHz, VBW=300kHz, Detector=Peak, Trace mode = max hold, SWT = Auto.

3. In any 100 kHz bandwidth outside the authorized frequency band, shall be attenuated at least 20 dB relative to the maximum in-band peak PSD level in 100 kHz when conducted power procedure is used. f the transmitter complies with the conducted power limits based on the use of RMS averaging over a time interval, the attenuation required under this paragraph shall be 30 dB instead of 20 dB.

5.5.3 Test Setup

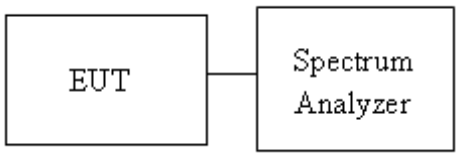

This document cannot be reproduced except in full, without prior written approval of the Company. 本報告未經本公司書面許可，不可部份複製。

5.5.4 Test Result

Test Data

IEEE 802.11b Mode Low CH (Chain 0)	
Reference Level of PSD in 100kHz	**Band Edge**
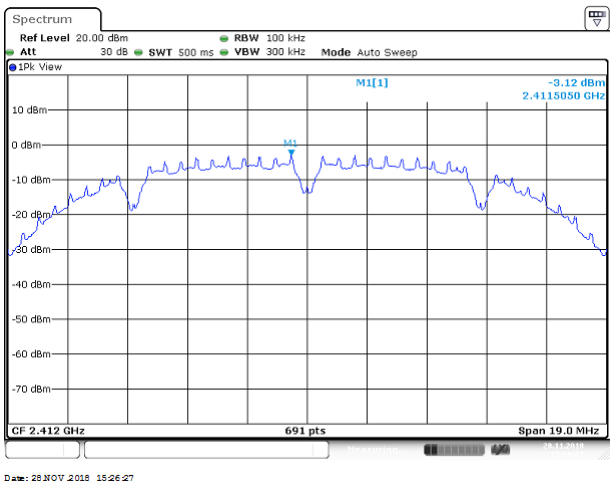	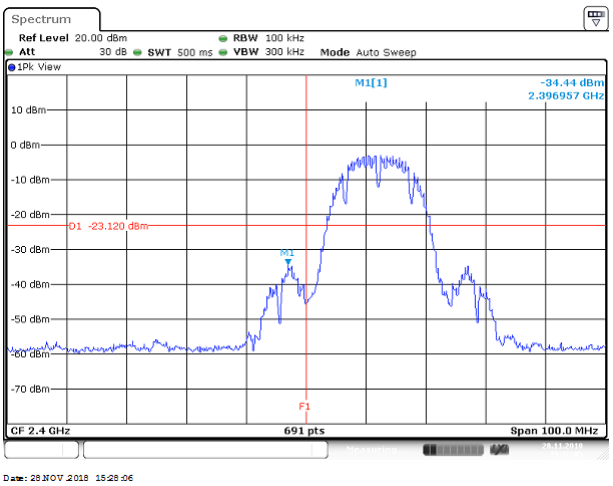
Spurious Emission 30MHz-25GHz	
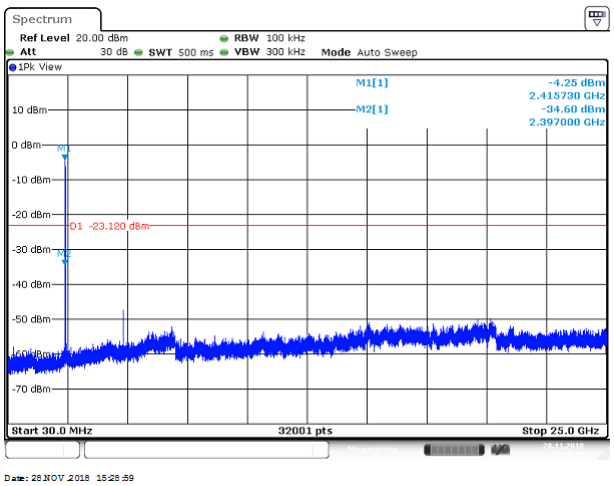	

This document cannot be reproduced except in full, without prior written approval of the Company. 本報告未經本公司書面許可，不可部份複製。

IEEE 802.11b Mode Mid CH (Chain 0)	
Reference Level of PSD in 100kHz	**Spurious Emission 30MHz-25GHz**
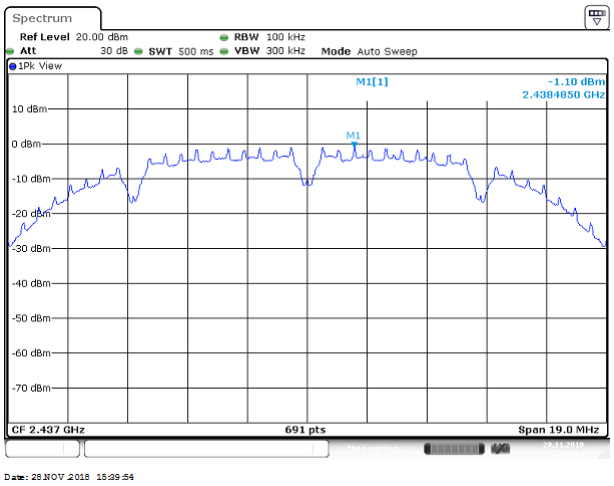	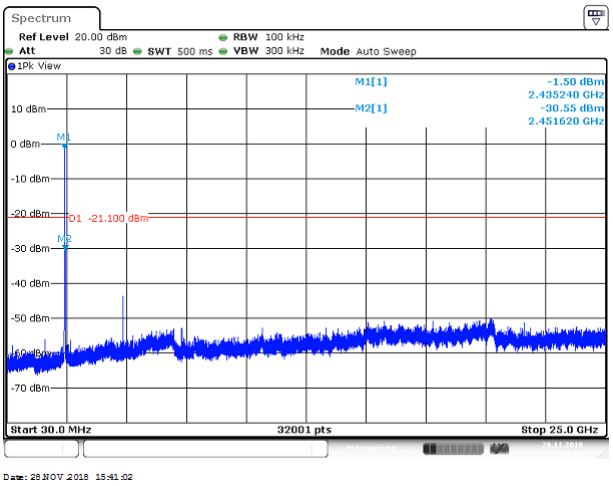

This document cannot be reproduced except in full, without prior written approval of the Company. 本報告未經本公司書面許可，不可部份複製。

IEEE 802.11b Mode High CH (Chain 0)

Reference Level of PSD in 100kHz

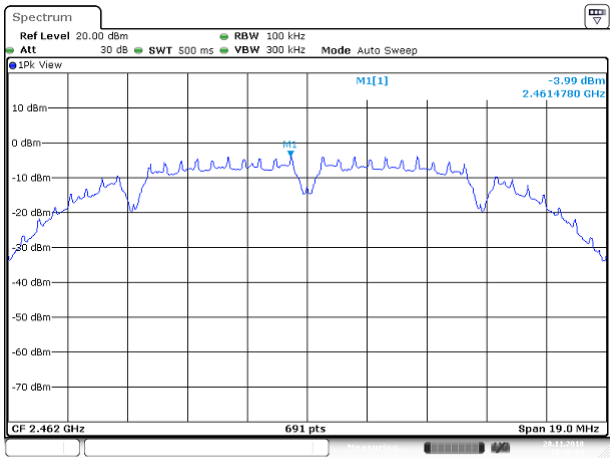

Date: 28 NOV 2018 15:49:24

Band Edge

Date: 28 NOV 2018 15:50:11

Spurious Emission 30MHz-25GHz

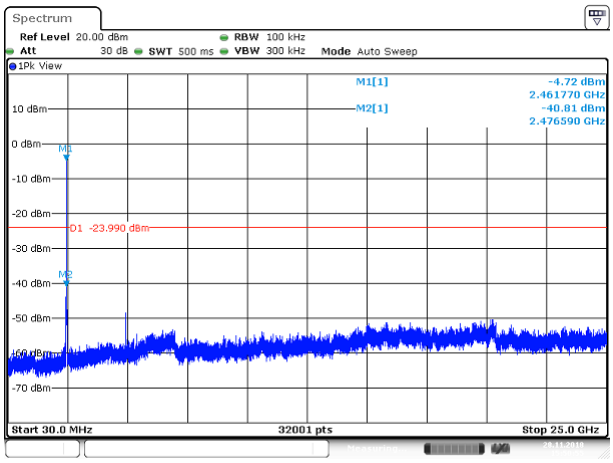

Date: 28 NOV 2018 15:50:55

This document cannot be reproduced except in full, without prior written approval of the Company. 本報告未經本公司書面許可，不可部份複製。

IEEE 802.11g Mode Low CH (Chain 0)

Reference Level of PSD in 100kHz

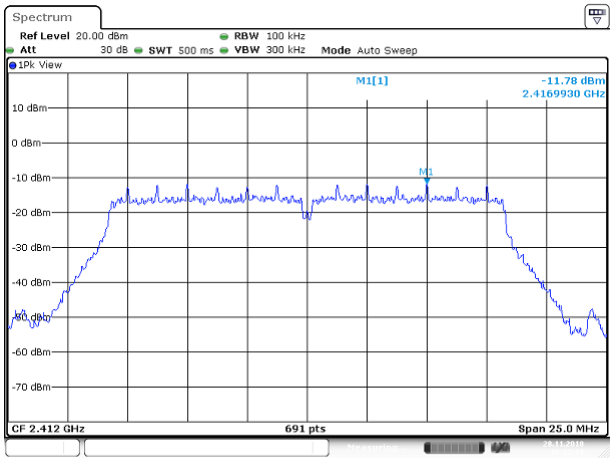

Date: 28 NOV 2018 16:12:18

Band Edge

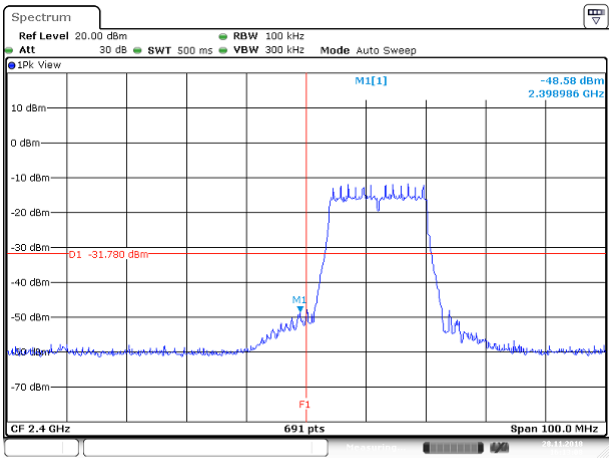

Date: 28 NOV 2018 16:13:09

Spurious Emission 30MHz-25GHz

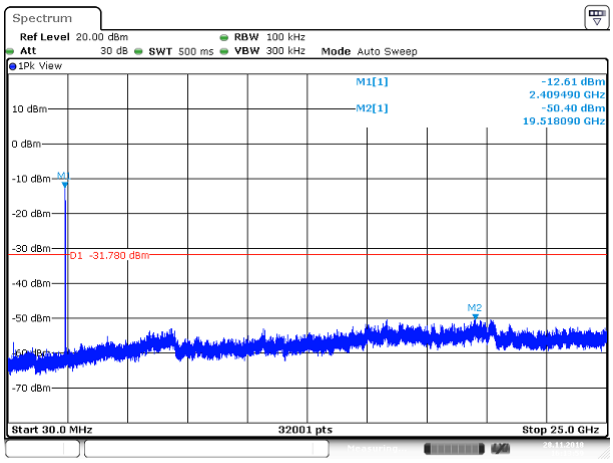

Date: 28 NOV 2018 16:14:00

This document cannot be reproduced except in full, without prior written approval of the Company. 本報告未經本公司書面許可，不可部份複製。

IEEE 802.11g Mode Mid CH (Chain 0)	
Reference Level of PSD in 100kHz	**Spurious Emission 30MHz-25GHz**
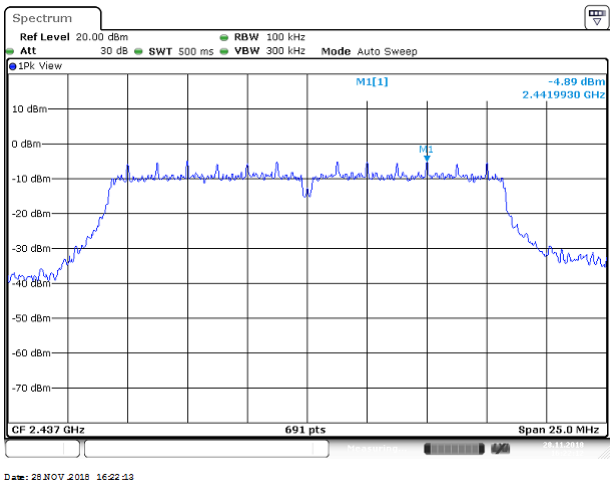	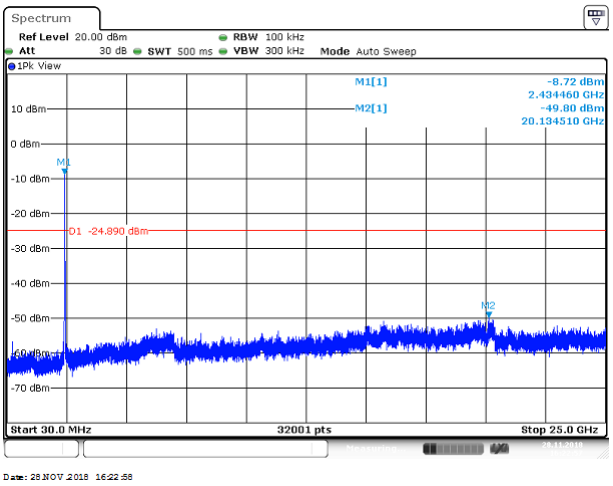

This document cannot be reproduced except in full, without prior written approval of the Company. 本報告未經本公司書面許可，不可部份複製。

IEEE 802.11g Mode High CH (Chain 0)

Reference Level of PSD in 100kHz

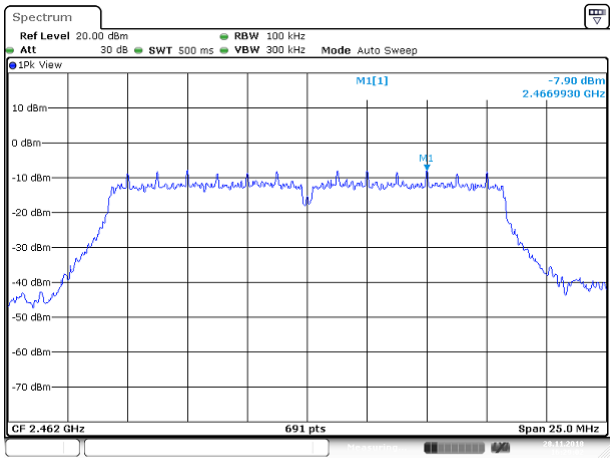

Date: 28.NOV.2018 16:29:03

Band Edge

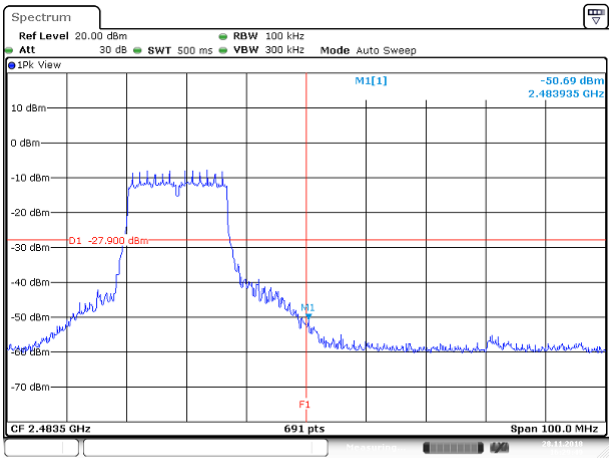

Date: 28.NOV.2018 16:29:50

Spurious Emission 30MHz-25GHz

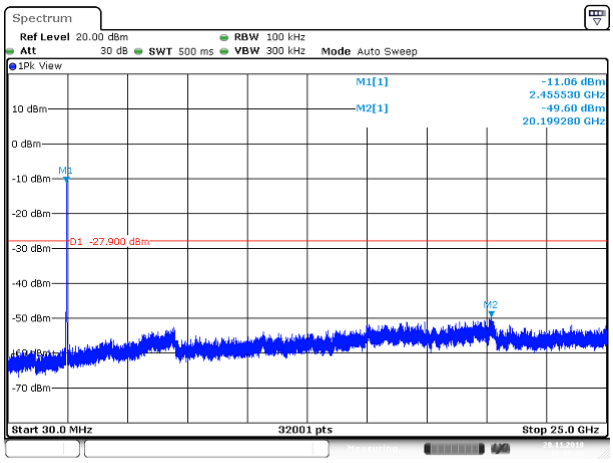

Date: 28.NOV.2018 16:30:39

This document cannot be reproduced except in full, without prior written approval of the Company. 本報告未經本公司書面許可，不可部份複製。

IEEE 802.11 n HT20 Mode Low CH (Chain 0)

Reference Level of PSD in 100kHz

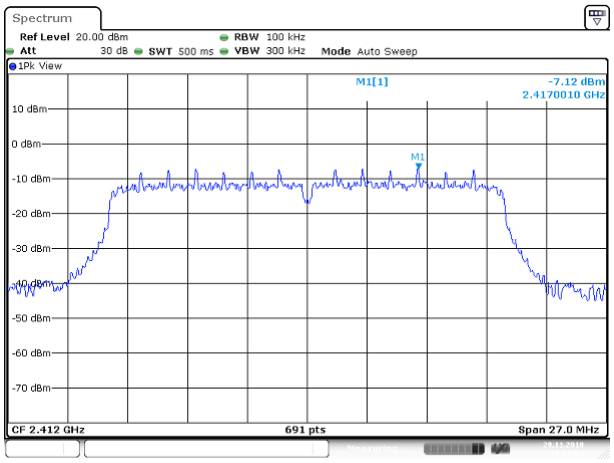

Date: 28.NOV.2018 16:39:54

Band Edge

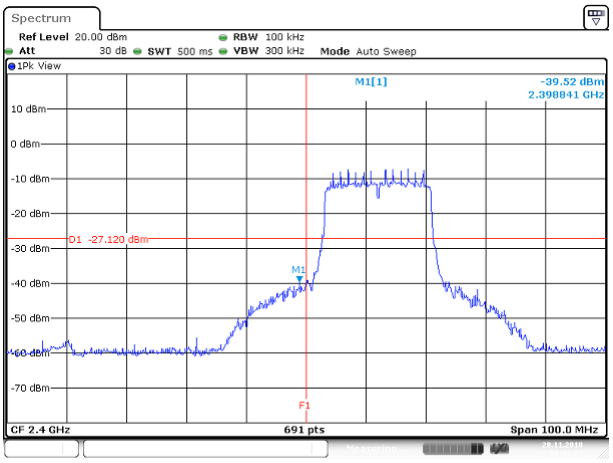

Date: 28.NOV.2018 16:41:23

Spurious Emission 30MHz-25GHz

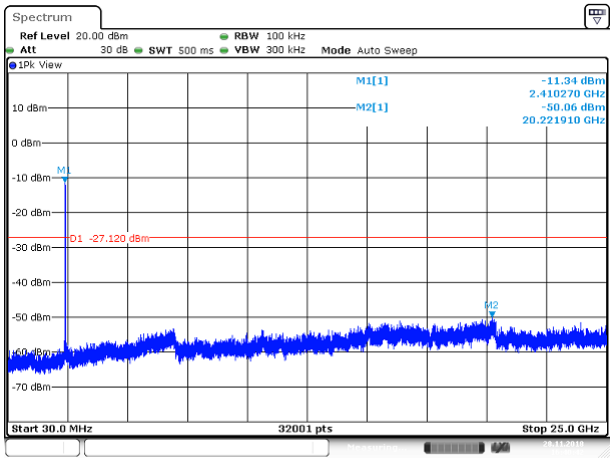

Date: 28.NOV.2018 16:40:43

This document cannot be reproduced except in full, without prior written approval of the Company. 本報告未經本公司書面許可，不可部份複製。

IEEE 802.11 n HT20 Mode Mid CH (Chain 0)	
Reference Level of PSD in 100kHz	**Spurious Emission 30MHz-25GHz**
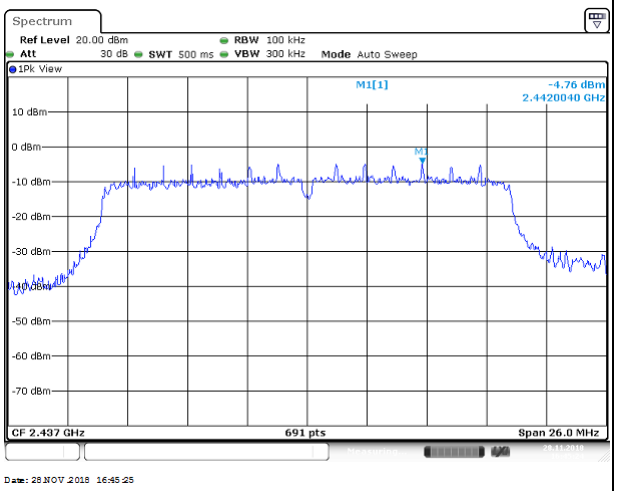	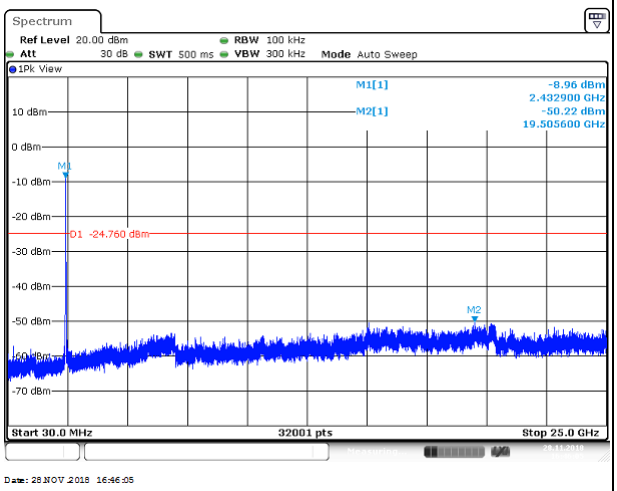

This document cannot be reproduced except in full, without prior written approval of the Company. 本報告未經本公司書面許可，不可部份複製。

IEEE 802.11n HT20 Mode High CH (Chain 0)

Reference Level of PSD in 100kHz

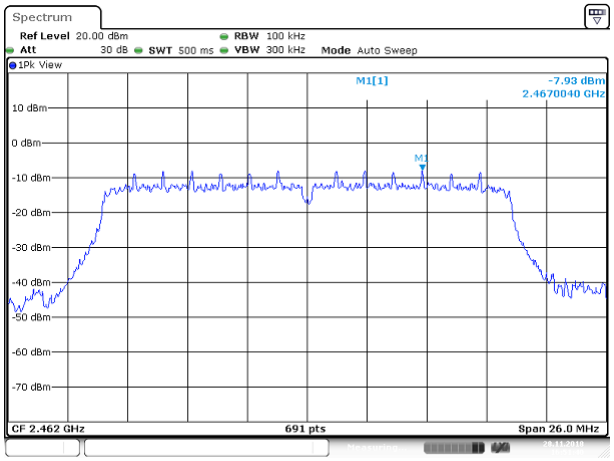

Date: 28 NOV 2018 16:51:41

Band Edge

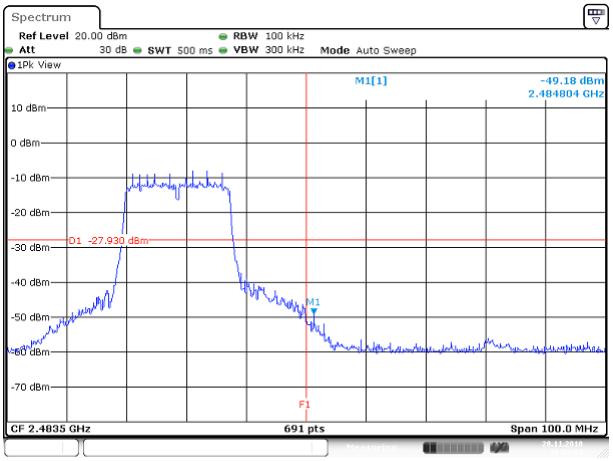

Date: 28 NOV 2018 16:52:32

Spurious Emission 30MHz-25GHz

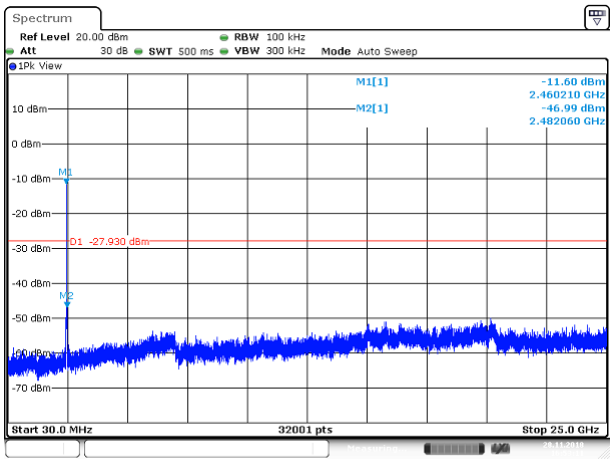

Date: 28 NOV 2018 16:53:12

This document cannot be reproduced except in full, without prior written approval of the Company. 本報告未經本公司書面許可，不可部份複製。

IEEE 802.11 n HT40 Mode Low CH (Chain 0)

Reference Level of PSD in 100kHz

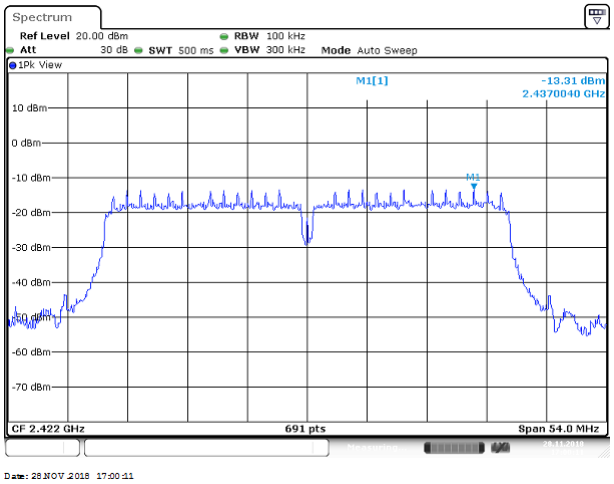

Band Edge

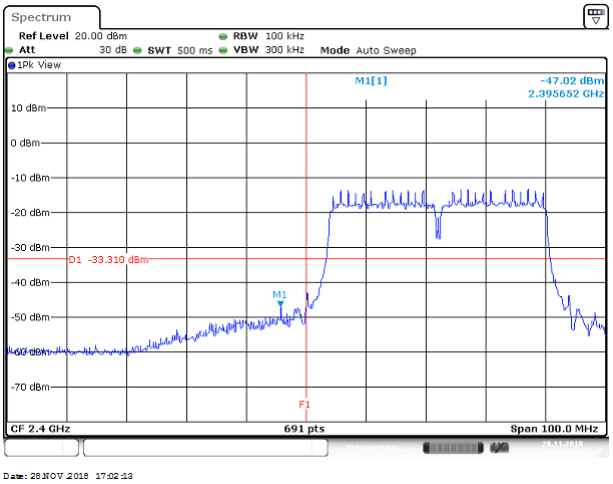

Spurious Emission 30MHz-25GHz

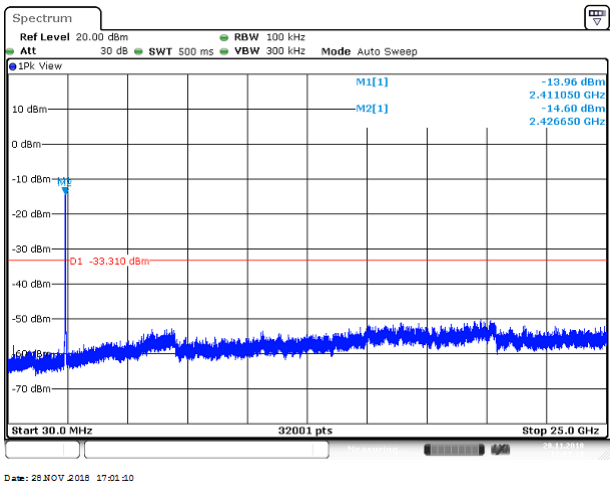

This document cannot be reproduced except in full, without prior written approval of the Company. 本報告未經本公司書面許可，不可部份複製。

IEEE 802.11 n HT40 Mode Mid CH (Chain 0)	
Reference Level of PSD in 100kHz	**Spurious Emission 30MHz-25GHz**
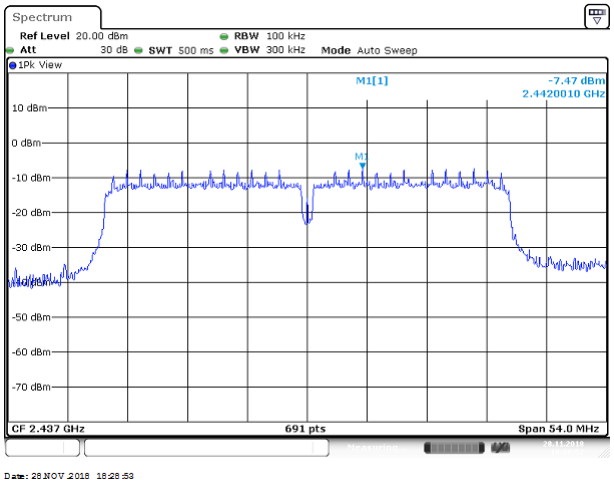	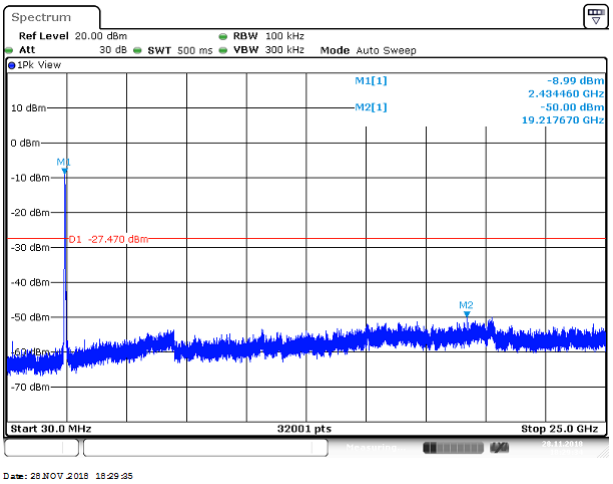

This document cannot be reproduced except in full, without prior written approval of the Company. 本報告未經本公司書面許可，不可部份複製。

IEEE 802.11n HT40 Mode High CH (Chain 0)

Reference Level of PSD in 100kHz

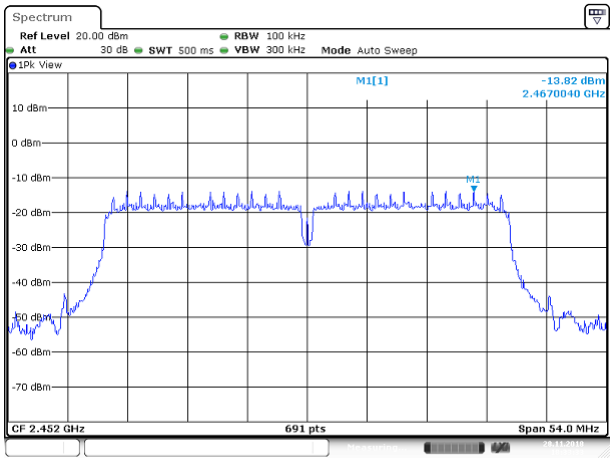

Date: 28 NOV 2018 18:33:33

Band Edge

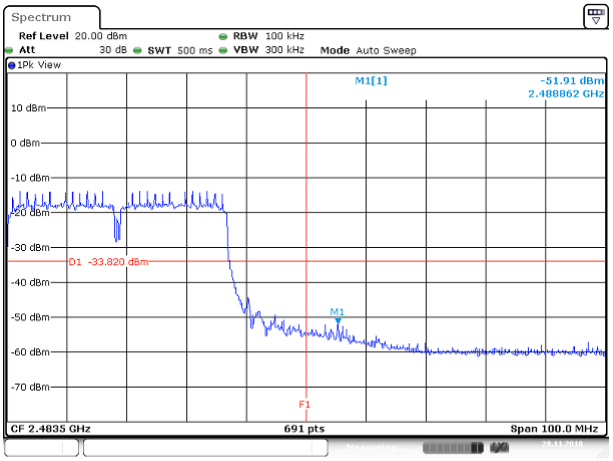

Date: 28 NOV 2018 18:34:16

Spurious Emission 30MHz-25GHz

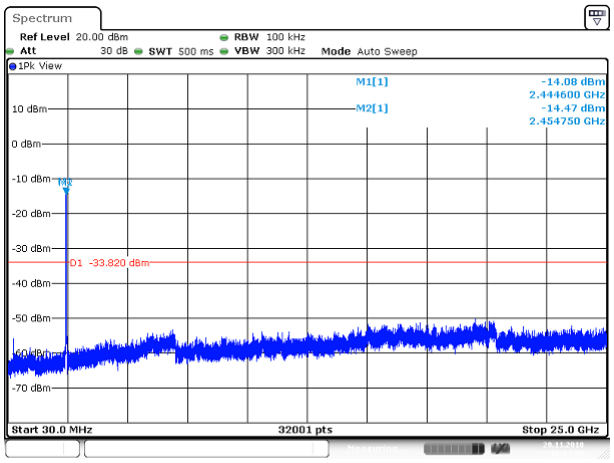

Date: 28 NOV 2018 18:35:00

This document cannot be reproduced except in full, without prior written approval of the Company. 本報告未經本公司書面許可，不可部份複製。

5.6 RADIATION BANDEDGE AND SPURIOUS EMISSION

5.6.1 Test Limit

FCC according to §15.247(d), §15.209 and §15.205,

In any 100 kHz bandwidth outside the authorized frequency band, all harmonic and spurious must be least 20 dB below the highest emission level with the authorized frequency band. Radiation emission which fall in the restricted bands must also follow the FCC section 15.209 as below limit in table.

Below 30 MHz

Frequency	Field Strength (microvolts/m)	Magnetic H-Field (microamperes/m)	Measurement Distance (metres)
9-490 kHz	2,400/F (F in kHz)	2,400/F (F in kHz)	300
490-1,705 kHz	24,000/F (F in kHz)	24,000/F (F in kHz)	30
1.705-30 MHz	30	N/A	30

Above 30 MHz

Frequency	Field Strength (microvolts/m)	Measurement Distance (metres)
30-88	100	3
88-216	150	3
216-960	200	3
Above 960	500	3

This document cannot be reproduced except in full, without prior written approval of the Company. 本報告未經本公司書面許可，不可部份複製。

5.6.2 Test Procedure

Test method Refer as, KDB 558074.

1. The EUT is placed on a turntable, Above 1 GHz is 1.5m and below 1 GHz is 0.8m above ground plane. The EUT Configured un accordance with ANSI C63.10, and the EUT set in a continuous mode.

2. The turntable shall be rotated for 360 degrees to determine the position of maximum emission level. And EUT is set 3m away from the receiving antenna, which is scanned from 1m to 4m above the ground plane to find out the highest emissions. Measurement are made polarized in both the vertical and the horizontal positions with antenna.

3. Span shall wide enough to full capture the emission measured. The SA from 9kHz to 26.5GHz set to the low, Mid and High channels with the EUT transmit.

Remark:

1. Although these tests were performed other than open area test site, adequate comparison measurements were confirmed against 30 m open are test site. Therefore sufficient tests were made to demonstrate that the alternative site produces results that correlate with the ones of tests made in an open field based on KDB 414788.

2. No emission found between lowest internal used/generated frequency to 30MHz (9KHz~30MHz)

4. The SA setting following：

(1) Below 1G：RBW = 100kHz, VBW ≥ 3 RBW, Sweep = Auto, Detector = Peak, Trace = Max hold.

(2) Above 1G：

(2.1) For Peak measurement：RBW = 1MHz, VBW ≥ 3 RBW, Sweep = Auto, Detector = Peak, Trace = Max hold.

(2.2) For Average measurement：RBW = 1MHz, VBW

˙If Duty Cycle ≥ 98%, VBW=10Hz.

˙If Duty Cycle < 98%, VBW=1/T.

Configuration	Duty Cycle (%)	T(ms)	1/T (kHz)	VBW Setting
802.11b	98.20%	8.7200	-	10Hz
802.11g	90.30%	1.4900	0.671	680Hz
802.11n HT20	88.39%	1.3700	0.730	750Hz
802.11n HT40	79.31%	0.6900	1.449	1.5KHz

This document cannot be reproduced except in full, without prior written approval of the Company. 本報告未經本公司書面許可，不可部份複製。

5.6.3 Test Setup

9kHz ~ 30MHz

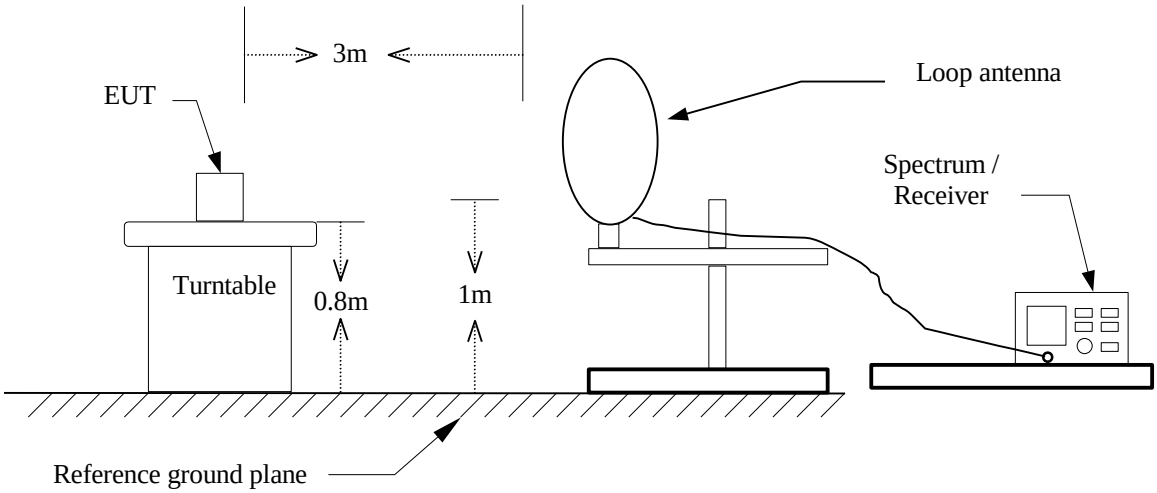

30MHz ~ 1GHz

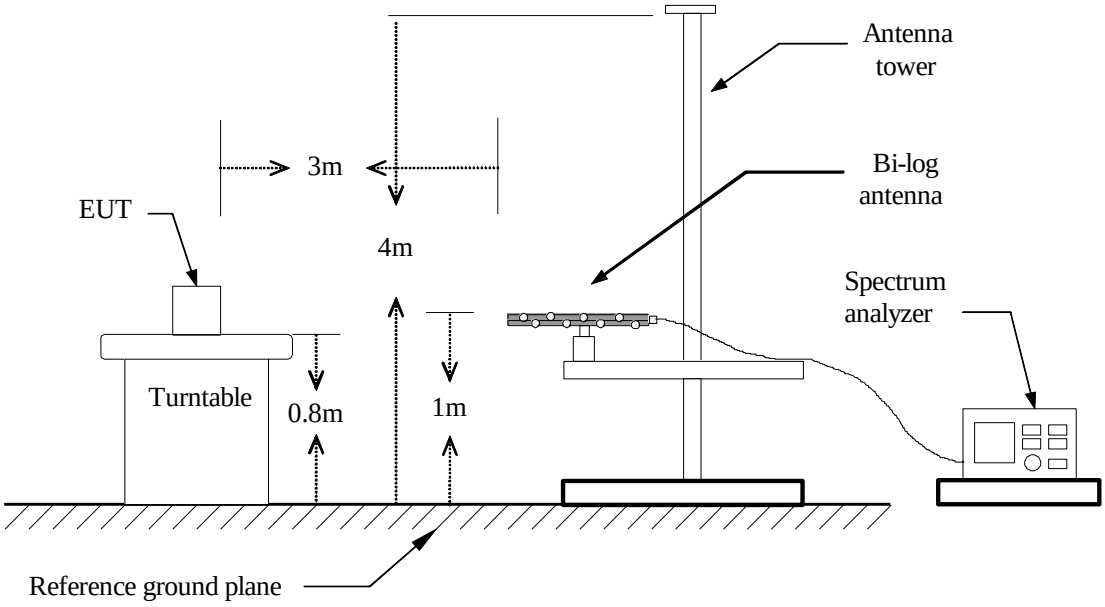

This document cannot be reproduced except in full, without prior written approval of the Company. 本報告未經本公司書面許可，不可部份複製。

Above 1 GHz

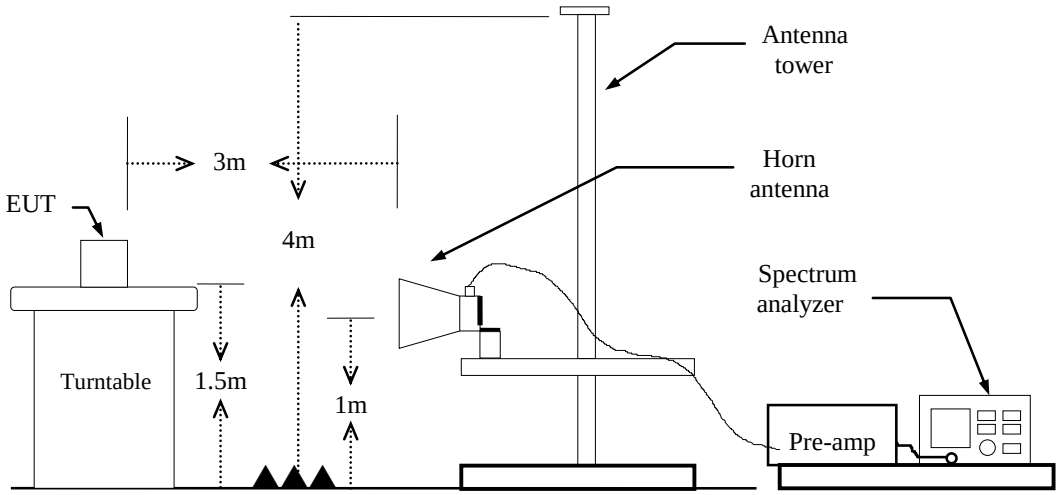

This document cannot be reproduced except in full, without prior written approval of the Company. 本報告未經本公司書面許可，不可部份複製。

5.6.4 Test Result

Band Edge Test Data

Test Mode	IEEE 802.11b Low CH	Temp/Hum	22.5(℃)/ 50%RH
Test Item	Band Edge	Test Date	November 26, 2018
Polarize	Vertical	Test Engineer	Jerry Chuang
Detector	Peak		

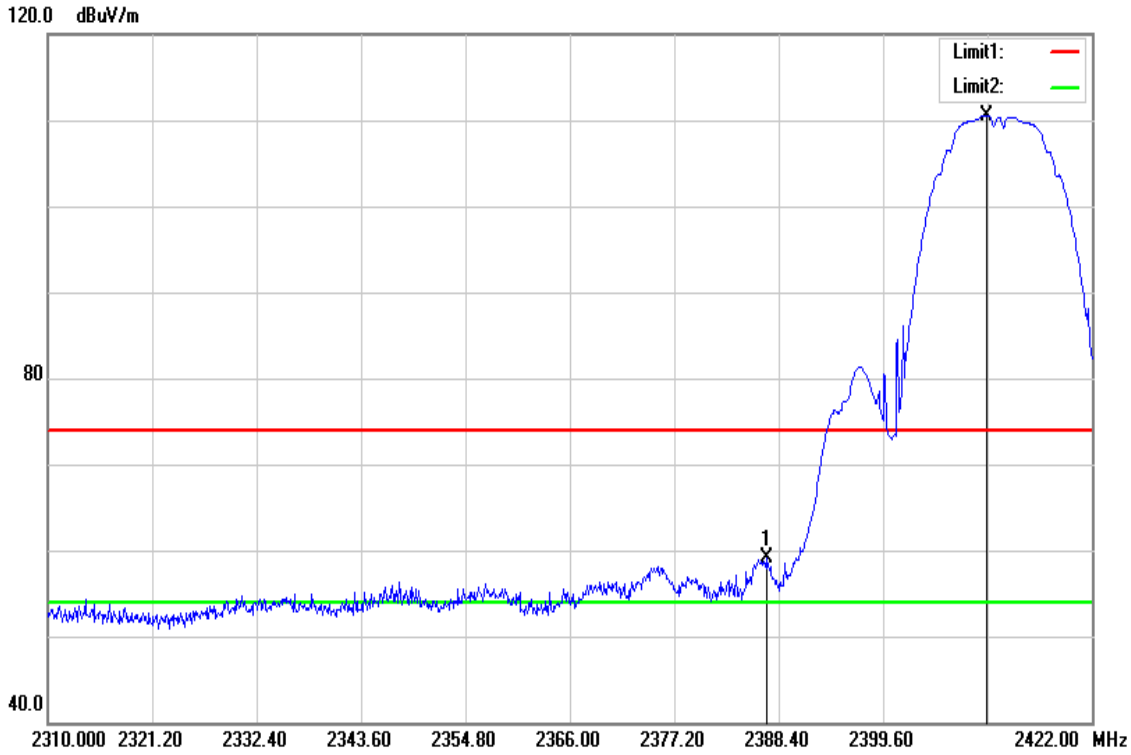

Frequency (MHz)	Reading (dBuV)	Correct Factor (dB/m)	Result (dBuV/m)	Limit (dBuV/m)	Margin (dB)	Remark
2387.056	62.21	-3.12	59.09	74.00	-14.91	peak
2410.688	113.61	-3.08	110.53	-	-	peak

This document cannot be reproduced except in full, without prior written approval of the Company. 本報告未經本公司書面許可，不可部份複製。

Test Mode	IEEE 802.11b Low CH	Temperature:	22.5(℃)/ 50%RH
Test Item	Band Edge	Test Date	November 26, 2018
Polarize	Vertical	Test Engineer	Jerry Chuang
Detector	Average		

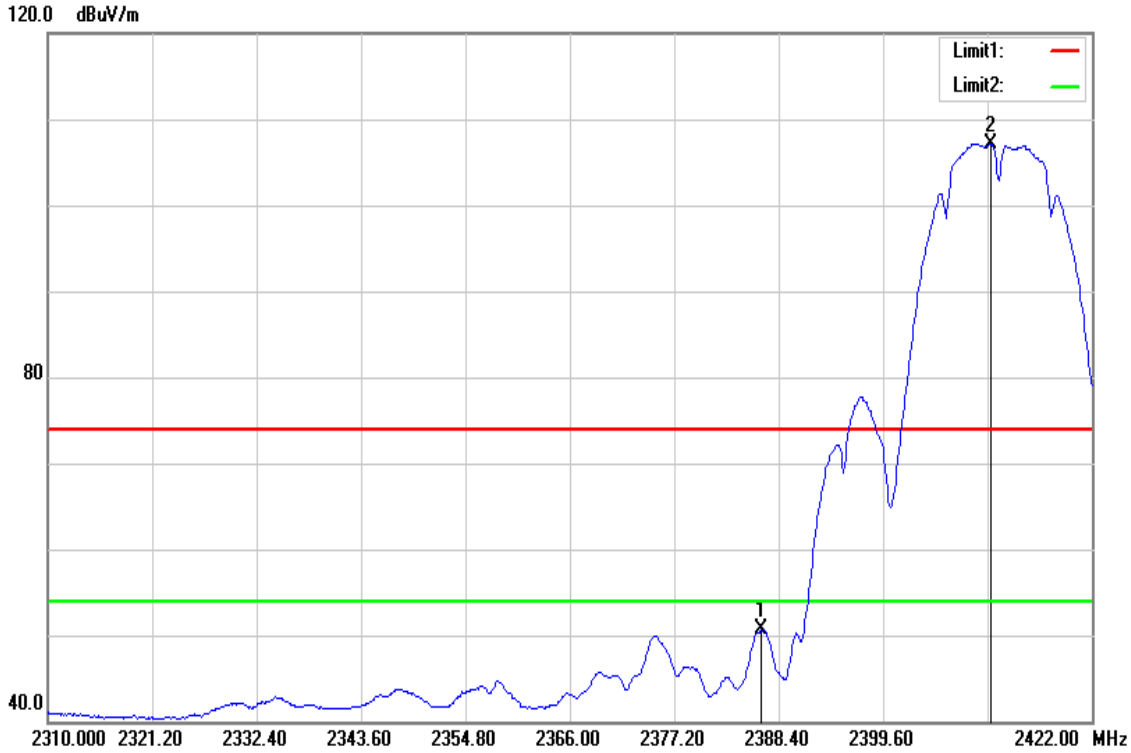

Frequency (MHz)	Reading (dBuV)	Correct Factor (dB/m)	Result (dBuV/m)	Limit (dBuV/m)	Margin (dB)	Remark
2386.496	53.75	-3.12	50.63	54.00	-3.37	AVG
2411.136	110.27	-3.08	107.19	-	-	AVG

This document cannot be reproduced except in full, without prior written approval of the Company. 本報告未經本公司書面許可，不可部份複製。

Test Mode	IEEE 802.11b High CH	Temp/Hum	22.5(℃)/ 50%RH
Test Item	Band Edge	Test Date	November 26, 2018
Polarize	Vertical	Test Engineer	Jerry Chuang
Detector	Peak		

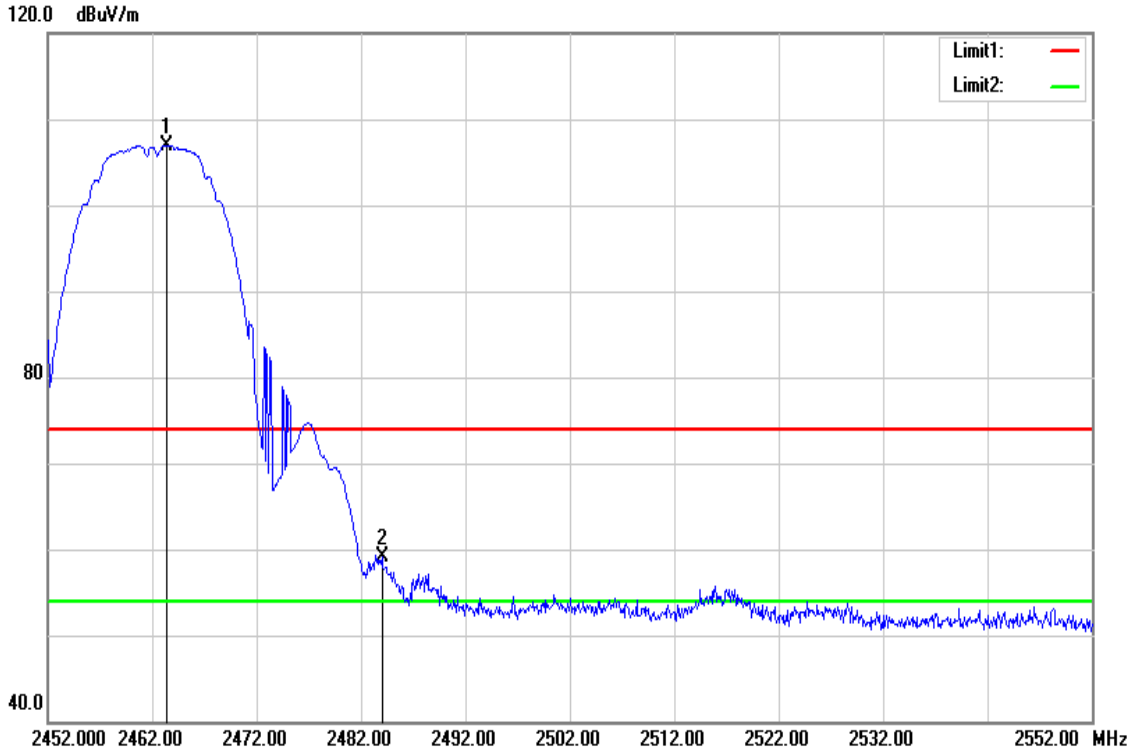

Frequency (MHz)	Reading (dBuV)	Correct Factor (dB/m)	Result (dBuV/m)	Limit (dBuV/m)	Margin (dB)	Remark
2463.400	109.73	-2.82	106.91	-	-	peak
2484.000	61.90	-2.71	59.19	74.00	-14.81	peak

This document cannot be reproduced except in full, without prior written approval of the Company. 本報告未經本公司書面許可，不可部份複製。

Test Mode	IEEE 802.11b High CH	Temperature:	22.5(℃)/ 50%RH
Test Item	Band Edge	Test Date	November 26, 2018
Polarize	Vertical	Test Engineer	Jerry Chuang
Detector	Average		

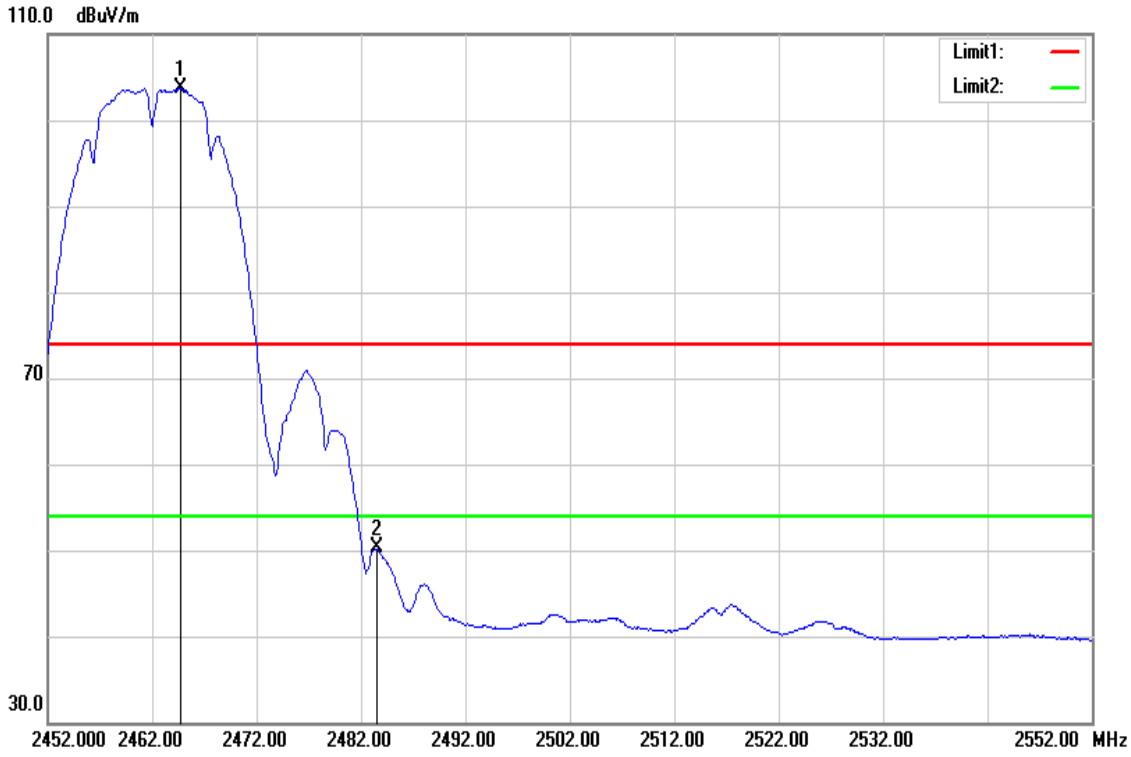

Frequency (MHz)	Reading (dBuV)	Correct Factor (dB/m)	Result (dBuV/m)	Limit (dBuV/m)	Margin (dB)	Remark
2461.200	109.67	-2.84	106.83	-	-	AVG
2512.100	48.62	-2.58	46.04	54.00	-7.96	AVG

This document cannot be reproduced except in full, without prior written approval of the Company. 本報告未經本公司書面許可，不可部份複製。

Test Mode	IEEE 802.11g Low CH	Temp/Hum	22.5(℃)/ 50%RH
Test Item	Band Edge	Test Date	November 26, 2018
Polarize	Vertical	Test Engineer	Jerry Chuang
Detector	Peak		

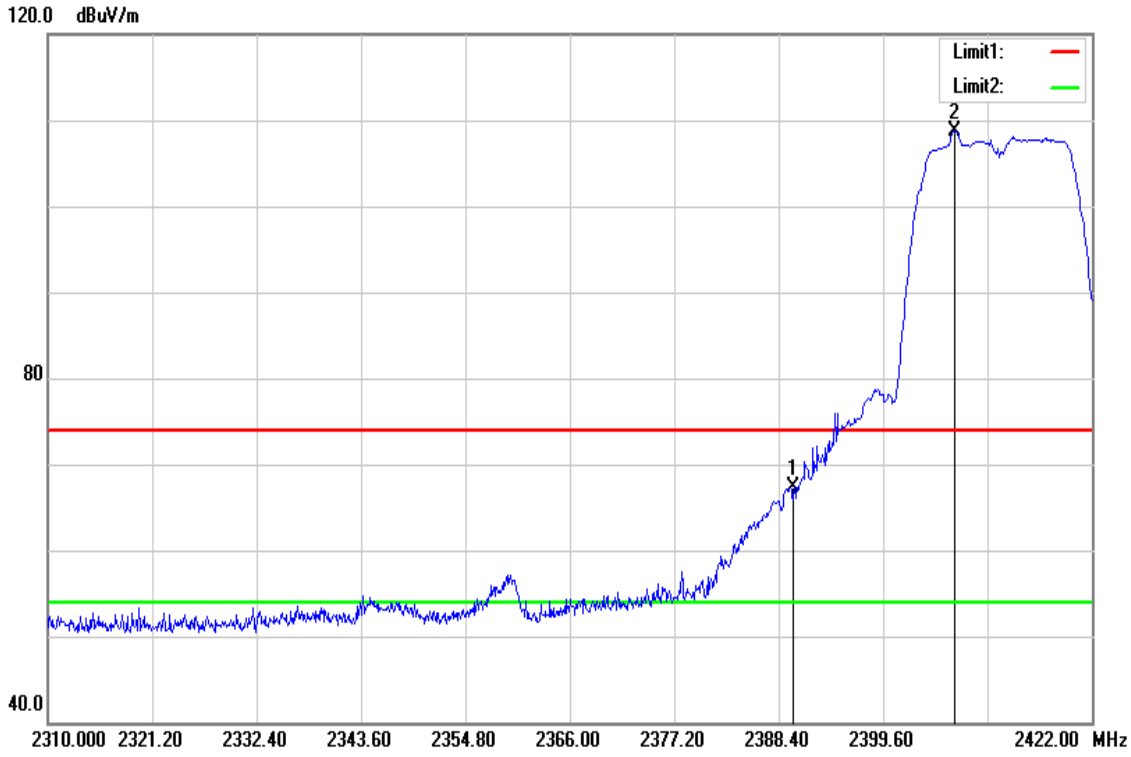

Frequency (MHz)	Reading (dBuV)	Correct Factor (dB/m)	Result (dBuV/m)	Limit (dBuV/m)	Margin (dB)	Remark
2390.000	70.46	-3.13	67.33	74.00	-6.67	peak
2407.216	111.85	-3.09	108.76	-	-	peak

This document cannot be reproduced except in full, without prior written approval of the Company. 本報告未經本公司書面許可，不可部份複製。

Test Mode	IEEE 802.11g Low CH	Temperature:	22.5(℃)/ 50%RH
Test Item	Band Edge	Test Date	November 26, 2018
Polarize	Vertical	Test Engineer	Jerry Chuang
Detector	Average		

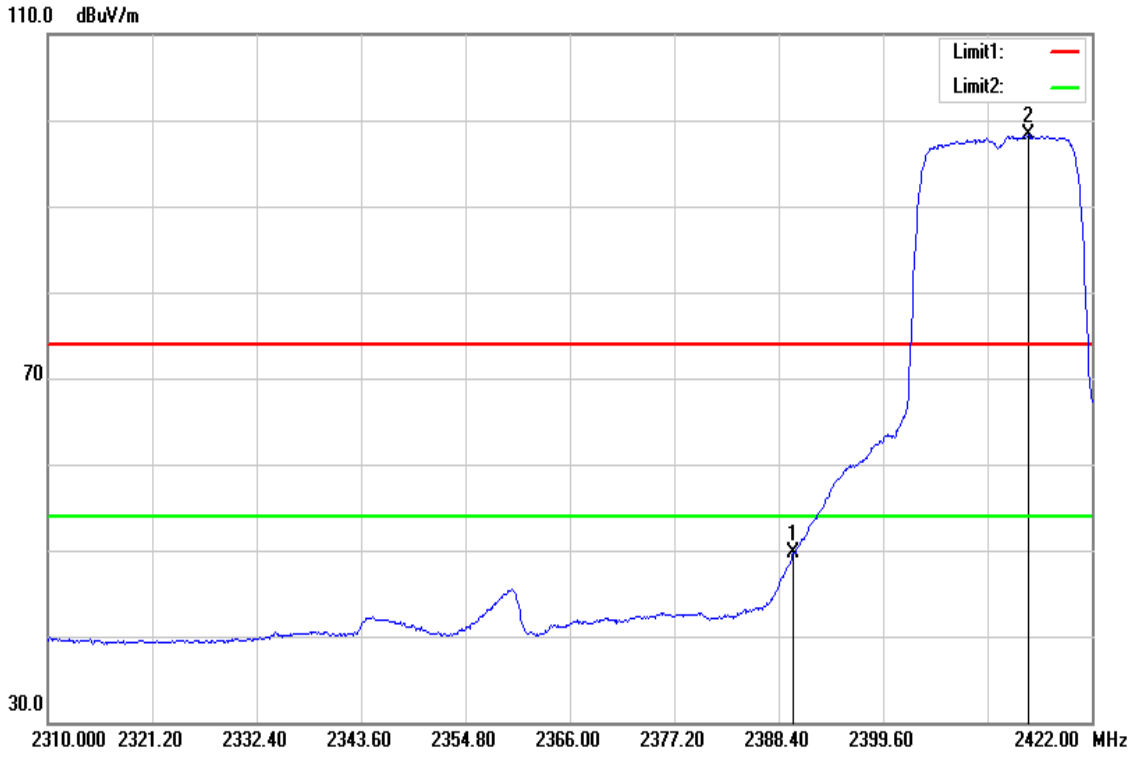

Frequency (MHz)	Reading (dBuV)	Correct Factor (dB/m)	Result (dBuV/m)	Limit (dBuV/m)	Margin (dB)	Remark
2390.000	52.89	-3.13	49.76	54.00	-4.24	AVG
2415.168	101.28	-3.06	98.22	-	-	AVG

This document cannot be reproduced except in full, without prior written approval of the Company. 本報告未經本公司書面許可，不可部份複製。

Test Mode	IEEE 802.11g High CH	Temp/Hum	22.5(℃)/ 50%RH
Test Item	Band Edge	Test Date	November 26, 2018
Polarize	Vertical	Test Engineer	Jerry Chuang
Detector	Peak		

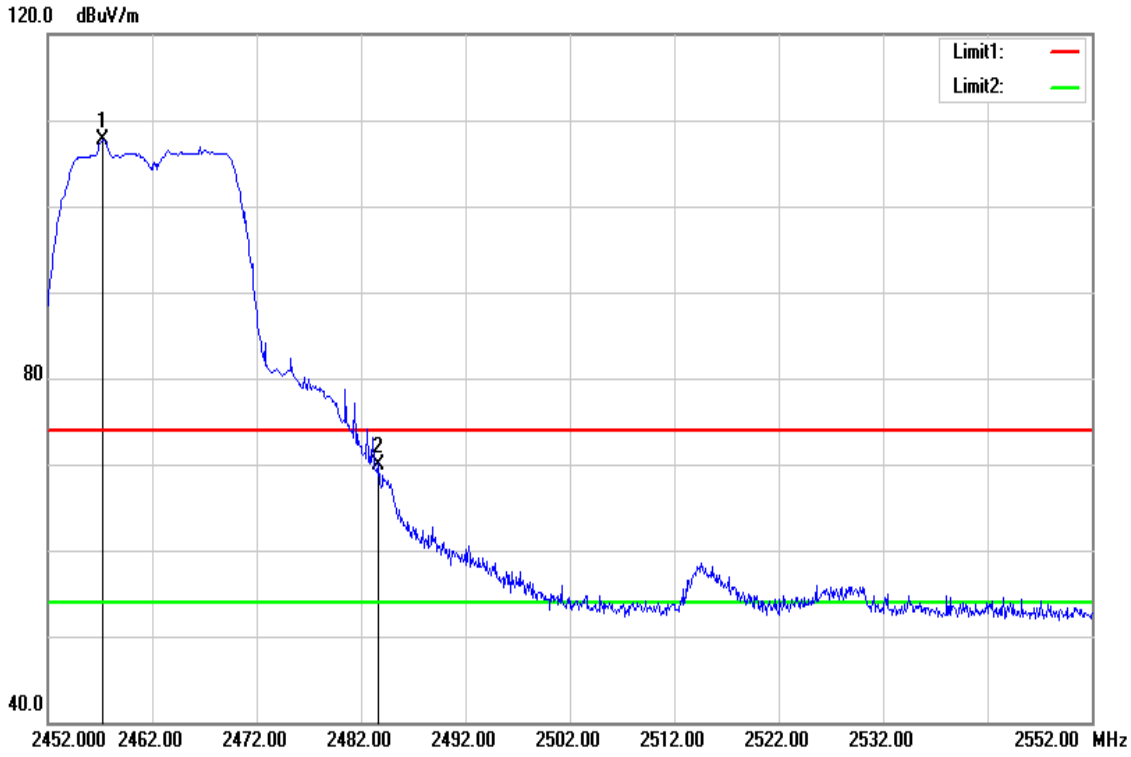

Frequency (MHz)	Reading (dBuV)	Correct Factor (dB/m)	Result (dBuV/m)	Limit (dBuV/m)	Margin (dB)	Remark
2457.300	110.50	-2.85	107.65	-	-	peak
2483.700	72.71	-2.71	70.00	74.00	-4.00	peak

This document cannot be reproduced except in full, without prior written approval of the Company. 本報告未經本公司書面許可，不可部份複製。

Test Mode	IEEE 802.11g High CH	Temperature:	22.5(℃)/ 50%RH
Test Item	Band Edge	Test Date	November 26, 2018
Polarize	Vertical	Test Engineer	Jerry Chuang
Detector	Average		

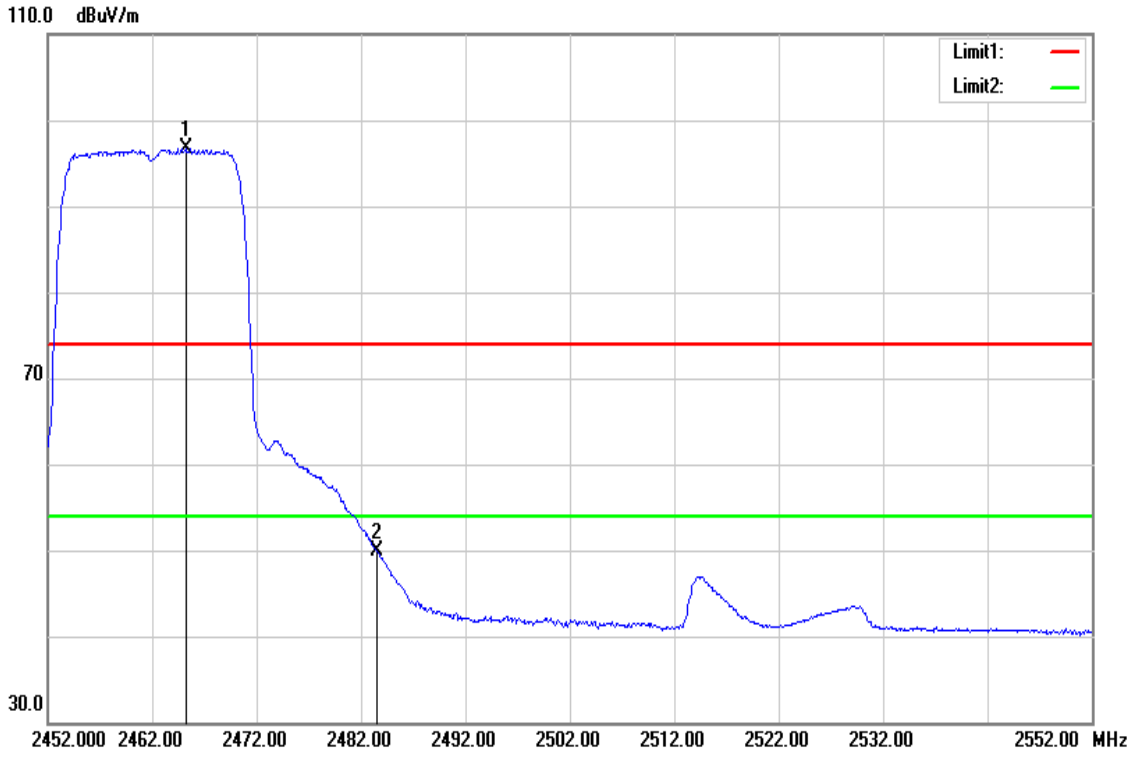

Frequency (MHz)	Reading (dBuV)	Correct Factor (dB/m)	Result (dBuV/m)	Limit (dBuV/m)	Margin (dB)	Remark
2465.200	99.53	-2.81	96.72	-	-	AVG
2483.500	52.67	-2.71	49.96	54.00	-4.04	AVG

This document cannot be reproduced except in full, without prior written approval of the Company. 本報告未經本公司書面許可，不可部份複製。

Test Mode	IEEE 802.11n HT20 Low CH	Temp/Hum	22.5(℃)/ 50%RH
Test Item	Band Edge	Test Date	November 26, 2018
Polarize	Vertical	Test Engineer	Jerry Chuang
Detector	Peak		

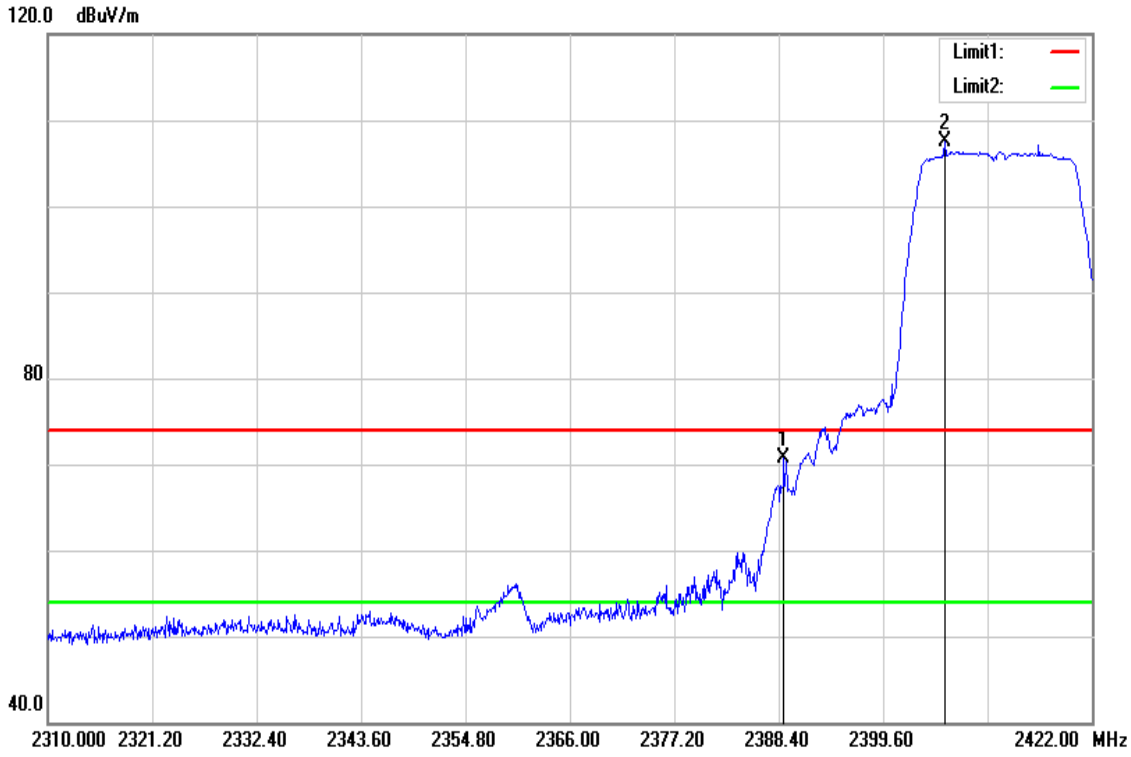

Frequency (MHz)	Reading (dBuV)	Correct Factor (dB/m)	Result (dBuV/m)	Limit (dBuV/m)	Margin (dB)	Remark
2388.960	73.81	-3.13	70.68	74.00	-3.32	peak
2406.208	110.53	-3.12	107.41	-	-	peak

This document cannot be reproduced except in full, without prior written approval of the Company. 本報告未經本公司書面許可，不可部份複製。

Test Mode	IEEE 802.11n HT20 Low CH	Temperature:	22.5(℃)/ 50%RH
Test Item	Band Edge	Test Date	November 26, 2018
Polarize	Vertical	Test Engineer	Jerry Chuang
Detector	Average		

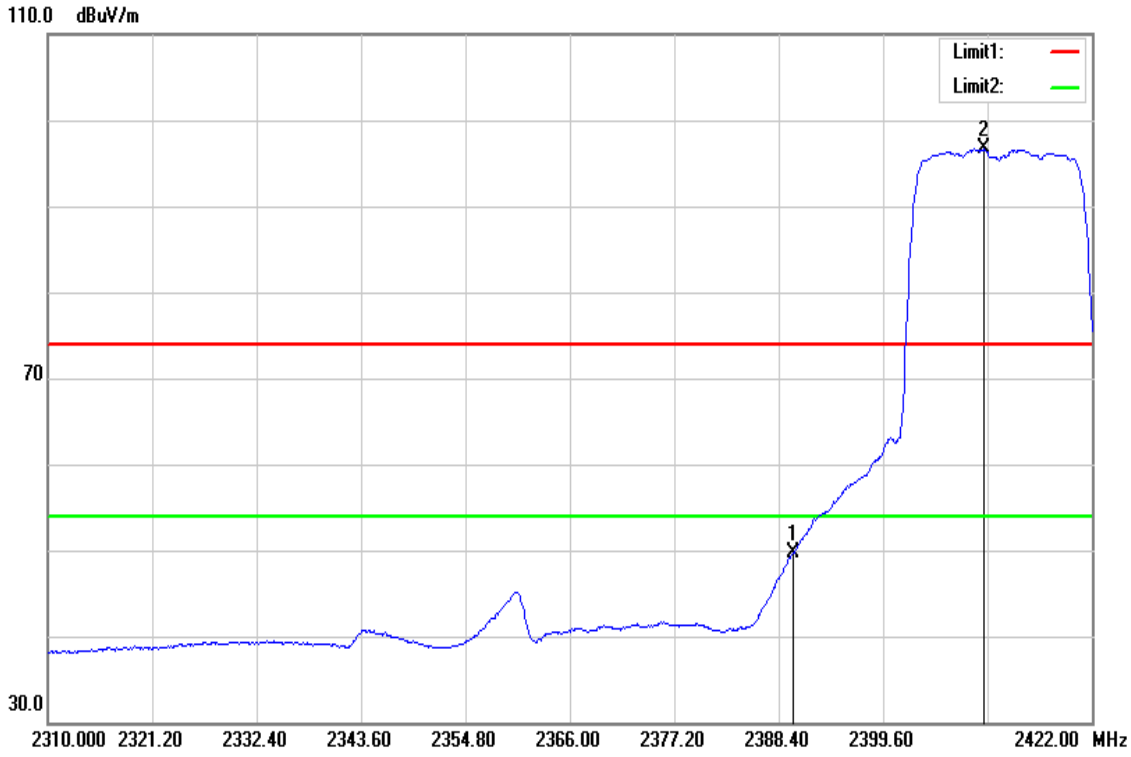

Frequency (MHz)	Reading (dBuV)	Correct Factor (dB/m)	Result (dBuV/m)	Limit (dBuV/m)	Margin (dB)	Remark
2390.000	52.86	-3.13	49.73	54.00	-4.27	AVG
2410.464	99.79	-3.08	96.71	-	-	AVG

This document cannot be reproduced except in full, without prior written approval of the Company. 本報告未經本公司書面許可，不可部份複製。

Test Mode	IEEE 802.11n HT20 High CH	Temp/Hum	22.5(℃)/ 50%RH
Test Item	Band Edge	Test Date	November 26, 2018
Polarize	Vertical	Test Engineer	Jerry Chuang
Detector	Peak		

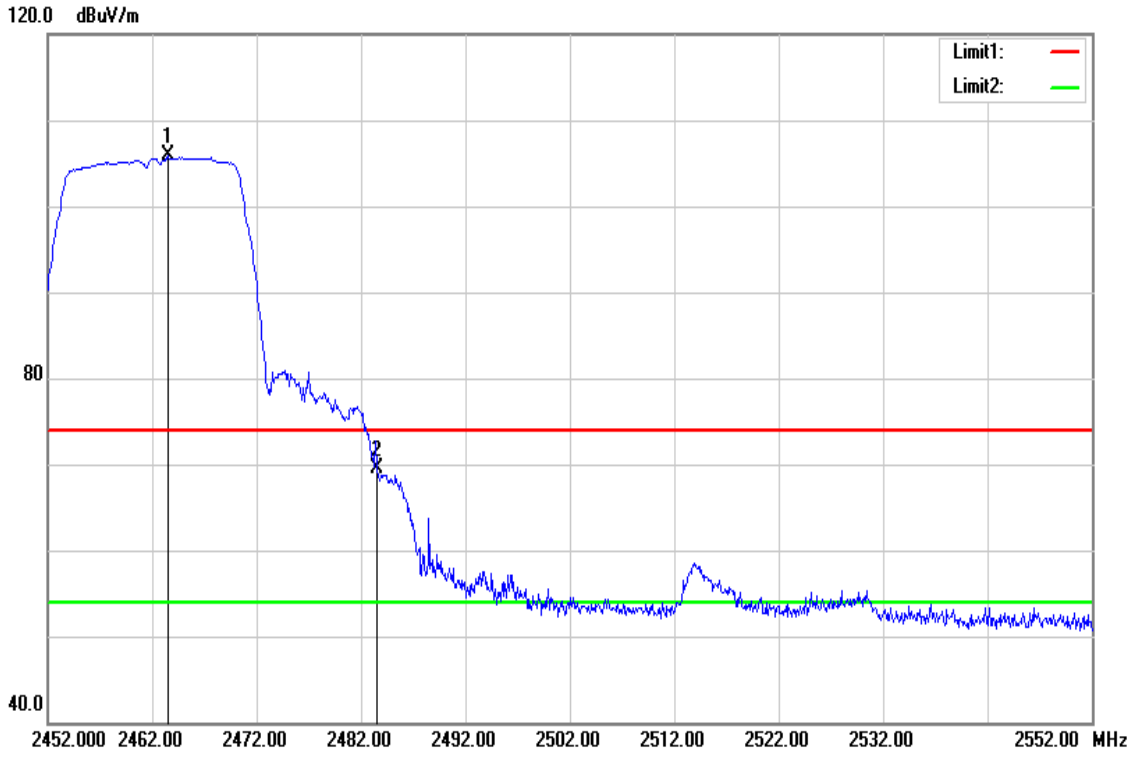

Frequency (MHz)	Reading (dBuV)	Correct Factor (dB/m)	Result (dBuV/m)	Limit (dBuV/m)	Margin (dB)	Remark
2463.500	108.64	-2.82	105.82	-	-	peak
2483.500	72.26	-2.71	69.55	74.00	-4.45	peak

This document cannot be reproduced except in full, without prior written approval of the Company. 本報告未經本公司書面許可，不可部份複製。

Test Mode	IEEE 802.11n HT20 High CH	Temperature:	22.5(℃)/ 50%RH
Test Item	Band Edge	Test Date	November 26, 2018
Polarize	Vertical	Test Engineer	Jerry Chuang
Detector	Average		

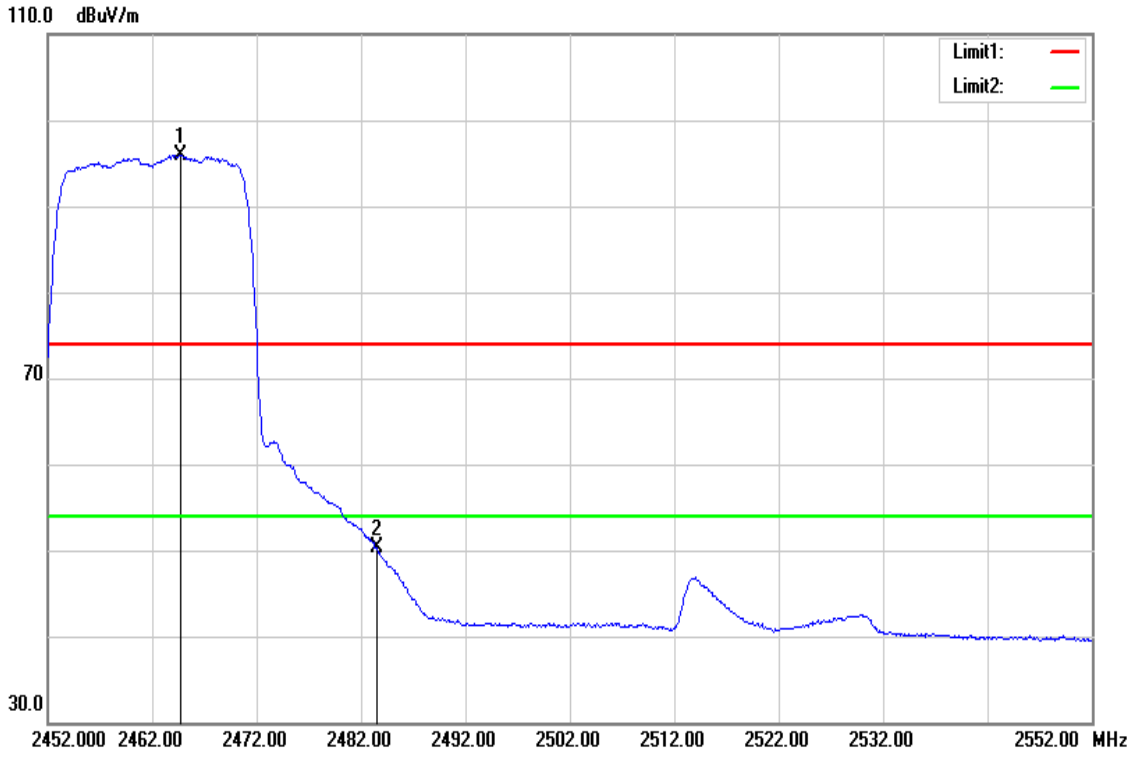

Frequency (MHz)	Reading (dBuV)	Correct Factor (dB/m)	Result (dBuV/m)	Limit (dBuV/m)	Margin (dB)	Remark
2464.700	98.78	-2.81	95.97	-	-	AVG
2483.500	52.95	-2.71	50.24	54.00	-3.76	AVG

This document cannot be reproduced except in full, without prior written approval of the Company. 本報告未經本公司書面許可，不可部份複製。

Test Mode	IEEE 802.11n HT40 Low CH	Temp/Hum	22.5(℃)/ 50%RH
Test Item	Band Edge	Test Date	November 26, 2018
Polarize	Vertical	Test Engineer	Jerry Chuang
Detector	Peak		

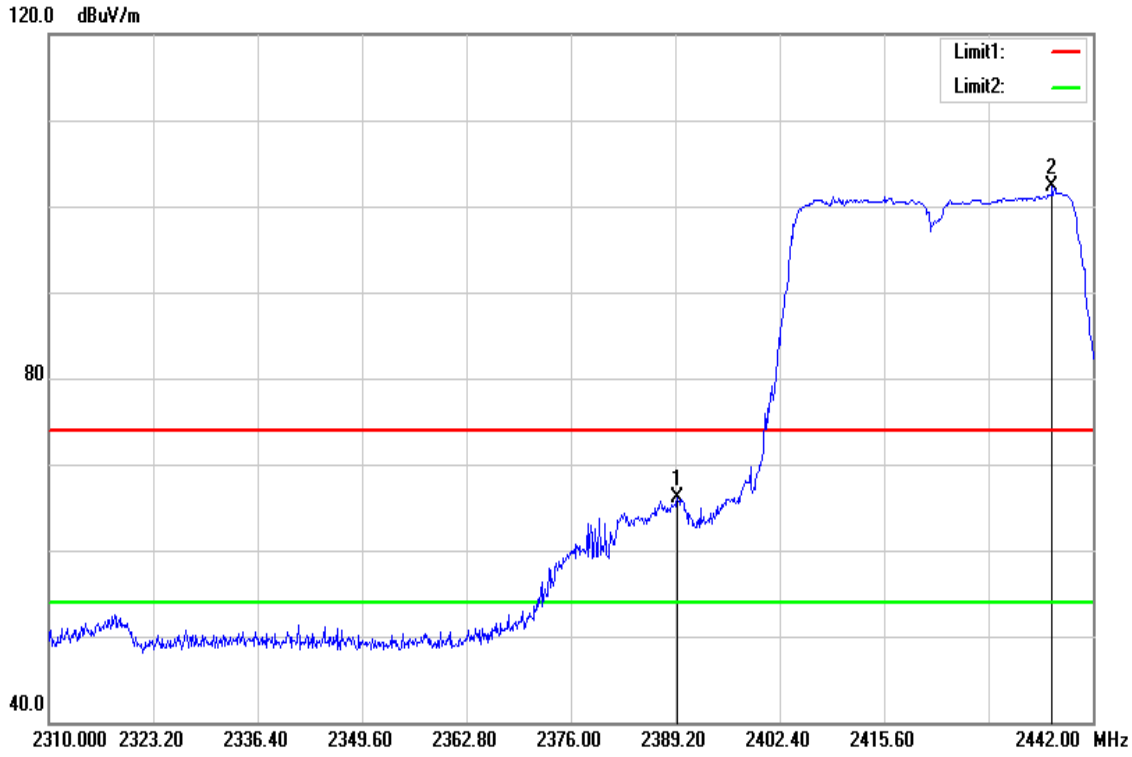

Frequency (MHz)	Reading (dBuV)	Correct Factor (dB/m)	Result (dBuV/m)	Limit (dBuV/m)	Margin (dB)	Remark
2389.464	69.18	-3.13	66.05	74.00	-7.95	peak
2436.852	105.22	-2.95	102.27	-	-	peak

This document cannot be reproduced except in full, without prior written approval of the Company. 本報告未經本公司書面許可，不可部份複製。

Test Mode	IEEE 802.11n HT40 Low CH	Temperature:	22.5(℃)/ 50%RH
Test Item	Band Edge	Test Date	November 26, 2018
Polarize	Vertical	Test Engineer	Jerry Chuang
Detector	Average		

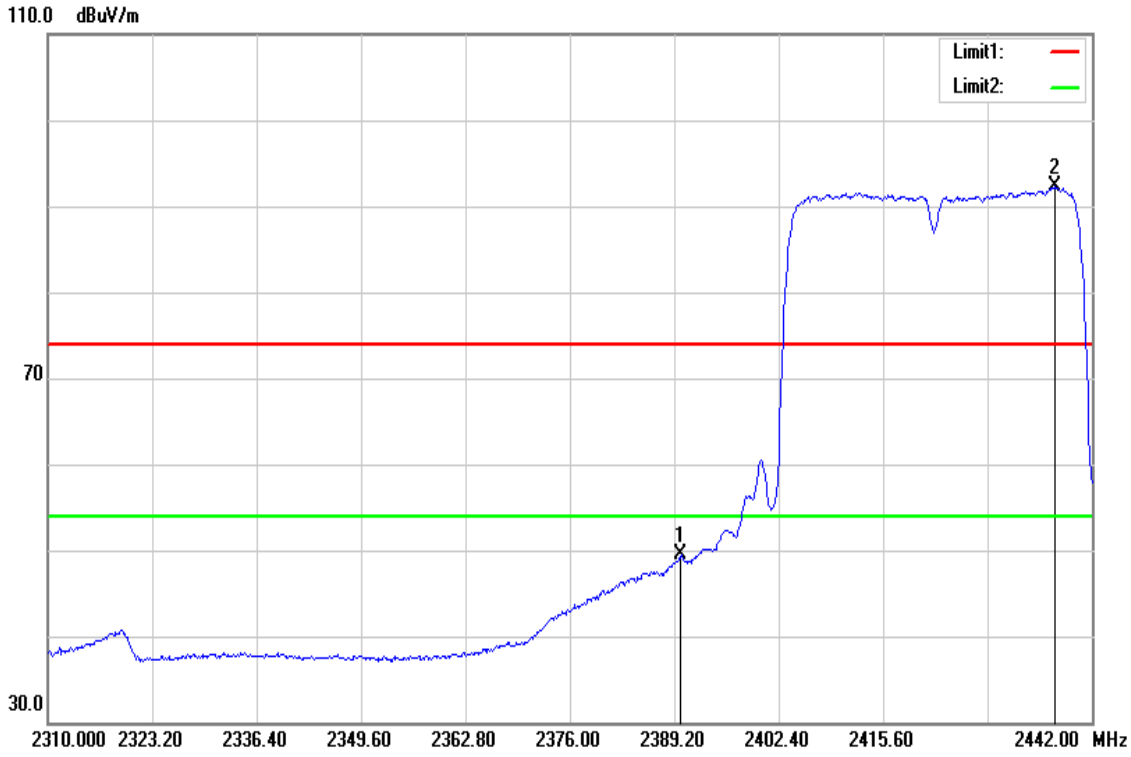

Frequency (MHz)	Reading (dBuV)	Correct Factor (dB/m)	Result (dBuV/m)	Limit (dBuV/m)	Margin (dB)	Remark
2390.000	52.61	-3.13	49.48	54.00	-4.52	AVG
2437.248	95.17	-2.95	92.22	-	-	AVG

This document cannot be reproduced except in full, without prior written approval of the Company. 本報告未經本公司書面許可，不可部份複製。

Test Mode	IEEE 802.11n HT40 High CH	Temp/Hum	22.5(℃)/ 50%RH
Test Item	Band Edge	Test Date	November 26, 2018
Polarize	Vertical	Test Engineer	Jerry Chuang
Detector	Peak		

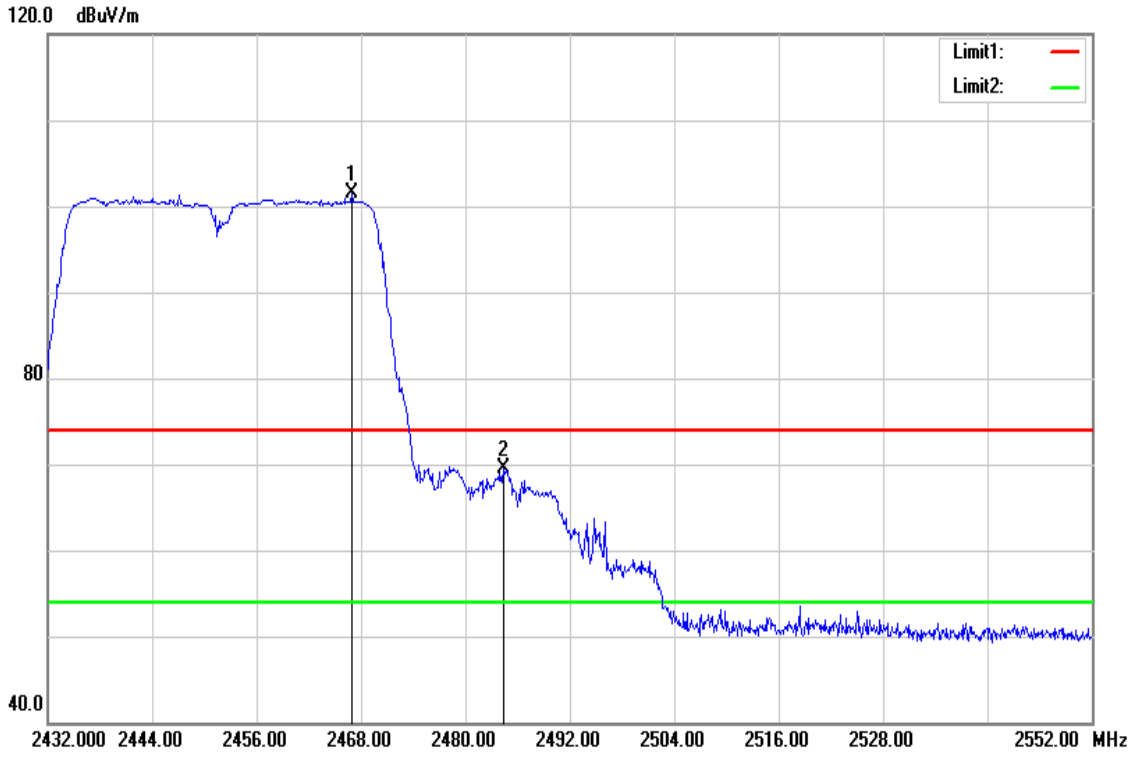

Frequency (MHz)	Reading (dBuV)	Correct Factor (dB/m)	Result (dBuV/m)	Limit (dBuV/m)	Margin (dB)	Remark
2466.920	104.23	-2.81	101.42	-	-	peak
2484.320	72.30	-2.70	69.60	74.00	-4.40	peak

This document cannot be reproduced except in full, without prior written approval of the Company. 本報告未經本公司書面許可，不可部份複製。

Test Mode	IEEE 802.11n HT40 High CH	Temperature:	22.5(℃)/ 50%RH
Test Item	Band Edge	Test Date	November 26, 2018
Polarize	Vertical	Test Engineer	Jerry Chuang
Detector	Average		

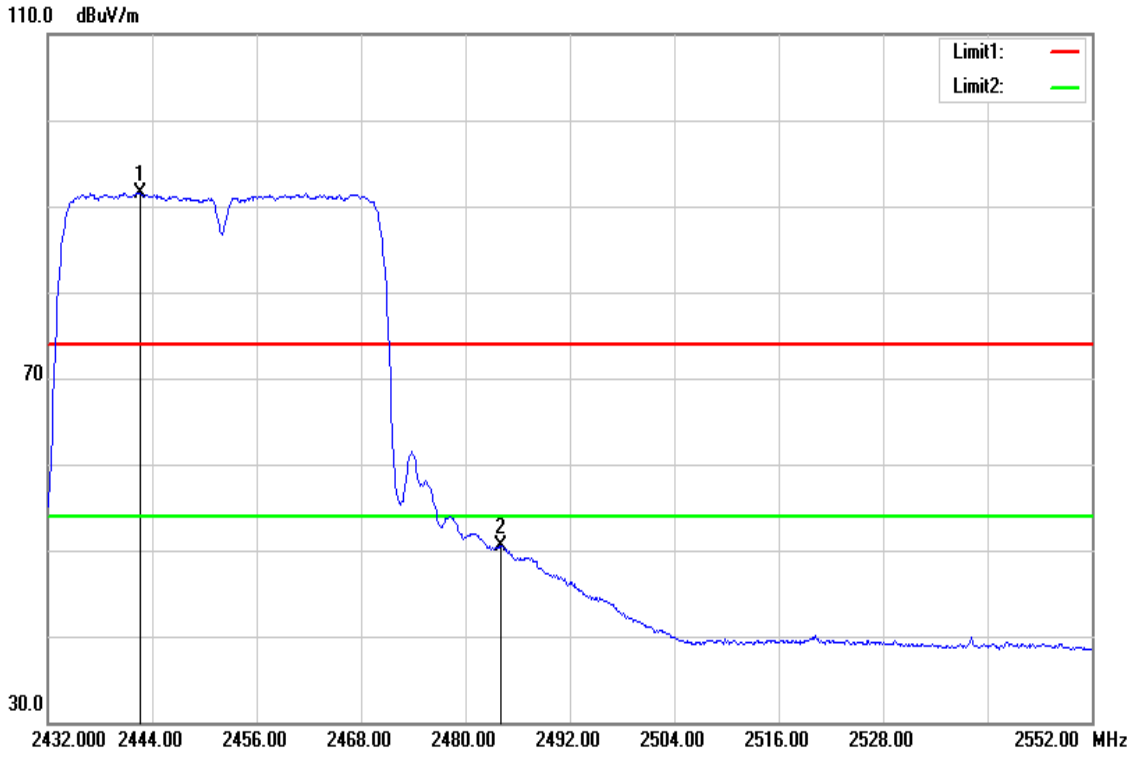

Frequency (MHz)	Reading (dBuV)	Correct Factor (dB/m)	Result (dBuV/m)	Limit (dBuV/m)	Margin (dB)	Remark
2442.560	94.46	-2.92	91.54	-	-	AVG
2484.080	53.19	-2.71	50.48	54.00	-3.52	AVG

This document cannot be reproduced except in full, without prior written approval of the Company. 本報告未經本公司書面許可，不可部份複製。

Below 1G Test Data

Test Mode	Mode 1	Temp/Hum	22.5(℃)/ 50%RH
Test Item	30MHz-1GHz	Test Date	November 26, 2018
Polarize	Vertical	Test Engineer	Jerry Chuang
Detector	Peak		

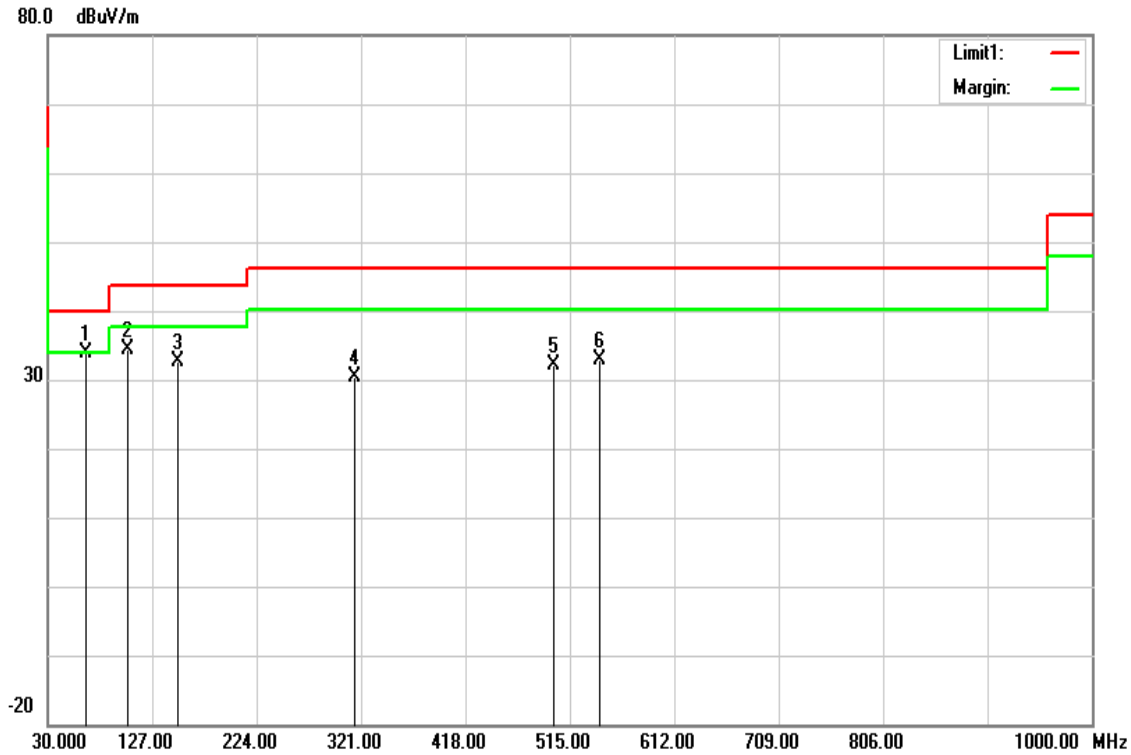

Frequency (MHz)	Reading (dBuV)	Correct Factor (dB/m)	Result (dBuV/m)	Limit (dBuV/m)	Margin (dB)	Remark
65.8900	48.73	-14.73	34.00	40.00	-6.00	QP
104.6900	45.61	-11.22	34.39	43.52	-9.13	peak
151.2500	42.03	-9.33	32.70	43.52	-10.82	peak
315.1800	37.48	-7.05	30.43	46.02	-15.59	peak
500.4500	34.45	-2.28	32.17	46.02	-13.85	peak
542.1600	34.46	-1.54	32.92	46.02	-13.10	peak

This document cannot be reproduced except in full, without prior written approval of the Company. 本報告未經本公司書面許可，不可部份複製。

Test Mode	Mode 1	Temp/Hum	22.5(℃)/ 50%RH
Test Item	30MHz-1GHz	Test Date	November 26, 2018
Polarize	Horizontal	Test Engineer	Jerry Chuang
Detector	Peak		

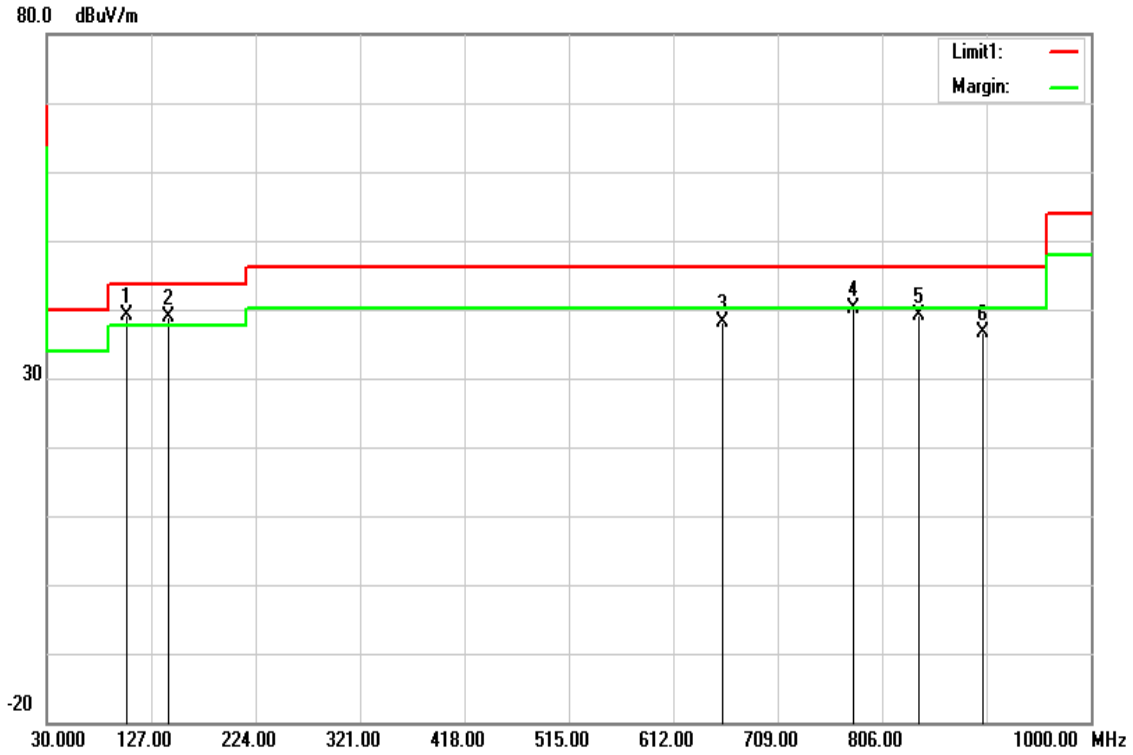

Frequency (MHz)	Reading (dBuV)	Correct Factor (dB/m)	Result (dBuV/m)	Limit (dBuV/m)	Margin (dB	Remark
104.6900	50.44	-11.22	39.22	43.52	-4.30	QP
143.4900	48.05	-9.17	38.88	43.52	-4.64	QP
657.5900	37.65	0.60	38.25	46.02	-7.77	QP
778.8400	37.64	2.61	40.25	46.02	-5.77	QP
839.9500	35.22	3.79	39.01	46.02	-7.01	QP
900.0900	31.95	4.79	36.74	46.02	-9.28	peak

This document cannot be reproduced except in full, without prior written approval of the Company. 本報告未經本公司書面許可，不可部份複製。

Above 1G Test Data

Test Mode	IEEE 802.11b Low CH	Temp/Hum	22.5(℃)/ 50%RH
Test Item	Harmonic	Test Date	November 26, 2018
Polarize	Vertical	Test Engineer	Jerry Chuang
Detector	Peak and Average		

Frequency (MHz)	Reading (dBuV)	Correct Factor (dB/m)	Result (dBuV/m)	Limit (dBuV/m)	Margin (dB)	Remark
4827.000	48.83	3.25	52.08	74.00	-21.92	peak
4827.000	47.58	3.25	50.83	54.00	-3.17	AVG
N/A						

Remark:

1. *Measuring frequencies from 1 GHz to the 10th harmonic of highest fundamental frequency.*

This document cannot be reproduced except in full, without prior written approval of the Company. 本報告未經本公司書面許可，不可部份複製。

Test Mode	IEEE 802.11b Low CH	Temp/Hum	22.5(℃)/ 50%RH
Test Item	Harmonic	Test Date	November 26, 2018
Polarize	Horizontal	Test Engineer	Jerry Chuang
Detector	Peak		

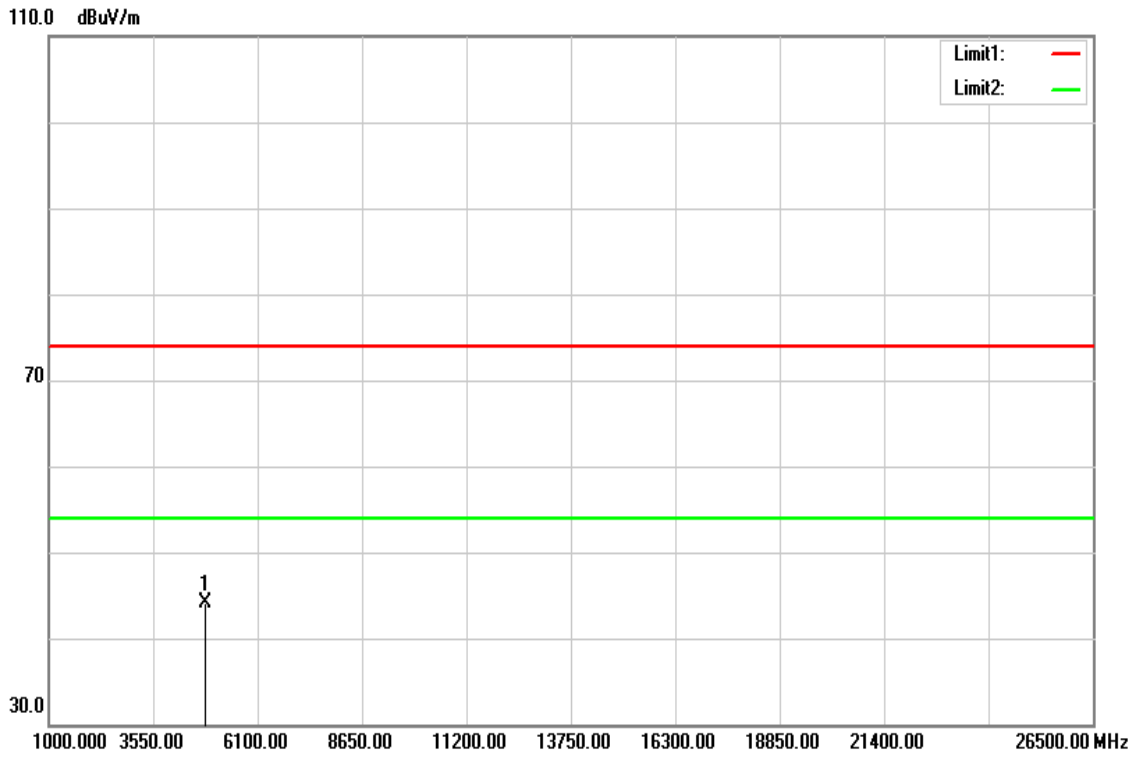

Frequency (MHz)	Reading (dBuV)	Correct Factor (dB/m)	Result (dBuV/m)	Limit (dBuV/m)	Margin (dB)	Remark
4827.000	40.82	3.25	44.07	74.00	-29.93	peak
N/A						

Remark:

1. *Measuring frequencies from 1 GHz to the 10th harmonic of highest fundamental frequency.*
2. *For above 1GHz, the EUT peak value was under average limit, therefore the Average value compliance with the average limit.*

This document cannot be reproduced except in full, without prior written approval of the Company. 本報告未經本公司書面許可，不可部份複製。

Test Mode	IEEE 802.11b Mid CH	Temp/Hum	22.5(℃)/ 50%RH
Test Item	Harmonic	Test Date	November 26, 2018
Polarize	Vertical	Test Engineer	Jerry Chuang
Detector	Peak and Average		

Frequency (MHz)	Reading (dBuV)	Correct Factor (dB/m)	Result (dBuV/m)	Limit (dBuV/m)	Margin (dB)	Remark
4883.000	47.32	3.62	50.94	74.00	-23.06	peak
4883.000	46.44	3.62	50.06	74.00	-23.94	AVG
N/A						

Remark:

1. *Measuring frequencies from 1 GHz to the 10th harmonic of highest fundamental frequency.*

This document cannot be reproduced except in full, without prior written approval of the Company. 本報告未經本公司書面許可，不可部份複製。

Test Mode	IEEE 802.11b Mid CH	Temp/Hum	22.5(℃)/ 50%RH
Test Item	Harmonic	Test Date	November 26, 2018
Polarize	Horizontal	Test Engineer	Jerry Chuang
Detector	Peak		

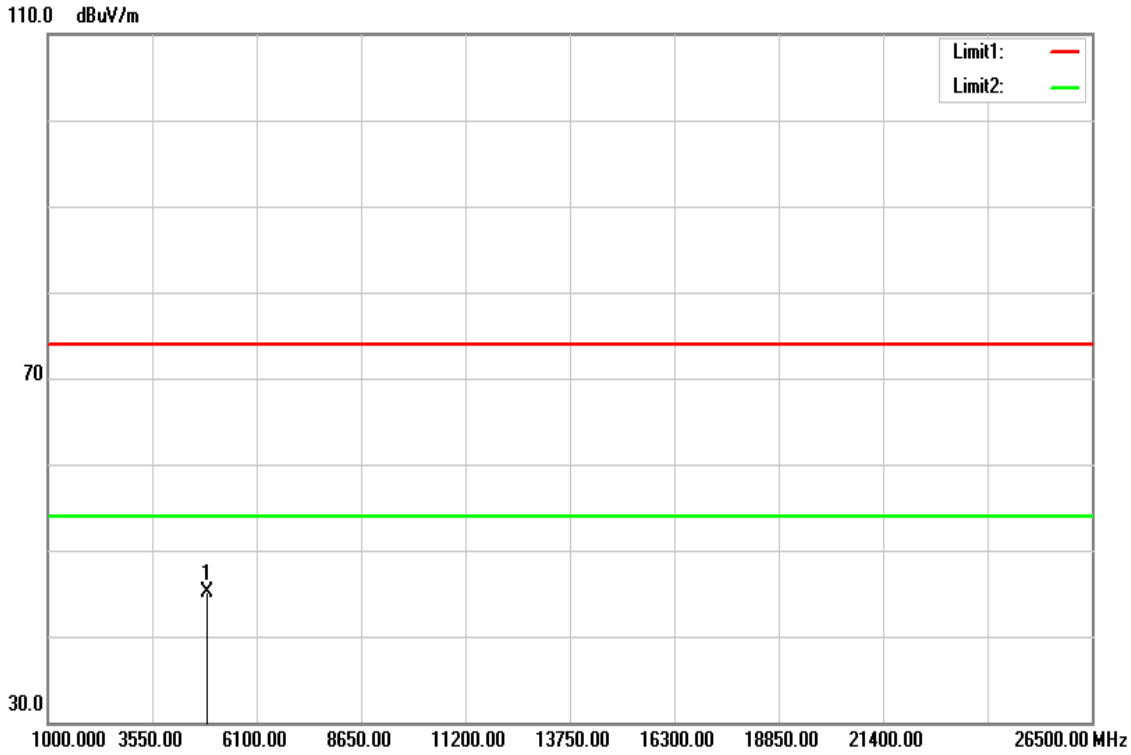

Frequency (MHz)	Reading (dBuV)	Correct Factor (dB/m)	Result (dBuV/m)	Limit (dBuV/m)	Margin (dB)	Remark
4883.000	41.44	3.62	45.06	74.00	-28.94	peak
N/A						

Remark:

1. *Measuring frequencies from 1 GHz to the 10th harmonic of highest fundamental frequency.*
2. *For above 1GHz, the EUT peak value was under average limit, therefore the Average value compliance with the average limit.*

This document cannot be reproduced except in full, without prior written approval of the Company. 本報告未經本公司書面許可，不可部份複製。

Test Mode	IEEE 802.11b High CH	Temp/Hum	22.5(℃)/ 50%RH
Test Item	Harmonic	Test Date	November 26, 2018
Polarize	Vertical	Test Engineer	Jerry Chuang
Detector	Peak		

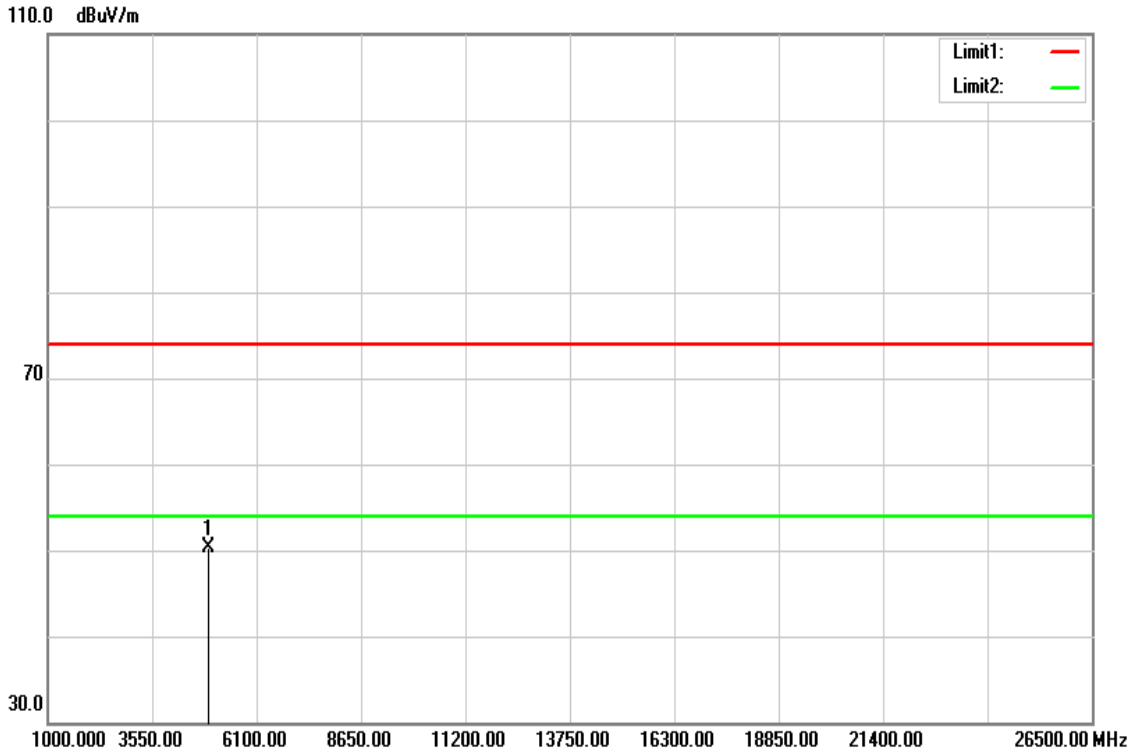

Frequency (MHz)	Reading (dBuV)	Correct Factor (dB/m)	Result (dBuV/m)	Limit (dBuV/m)	Margin (dB)	Remark
4925.000	46.43	3.90	50.33	74.00	-23.67	peak
N/A						

Remark:

1. *Measuring frequencies from 1 GHz to the 10th harmonic of highest fundamental frequency.*
2. *For above 1GHz, the EUT peak value was under average limit, therefore the Average value compliance with the average limit*

This document cannot be reproduced except in full, without prior written approval of the Company. 本報告未經本公司書面許可，不可部份複製。

Test Mode	IEEE 802.11b High CH	Temp/Hum	22.5(℃)/ 50%RH
Test Item	Harmonic	Test Date	November 26, 2018
Polarize	Horizontal	Test Engineer	Jerry Chuang
Detector	Peak		

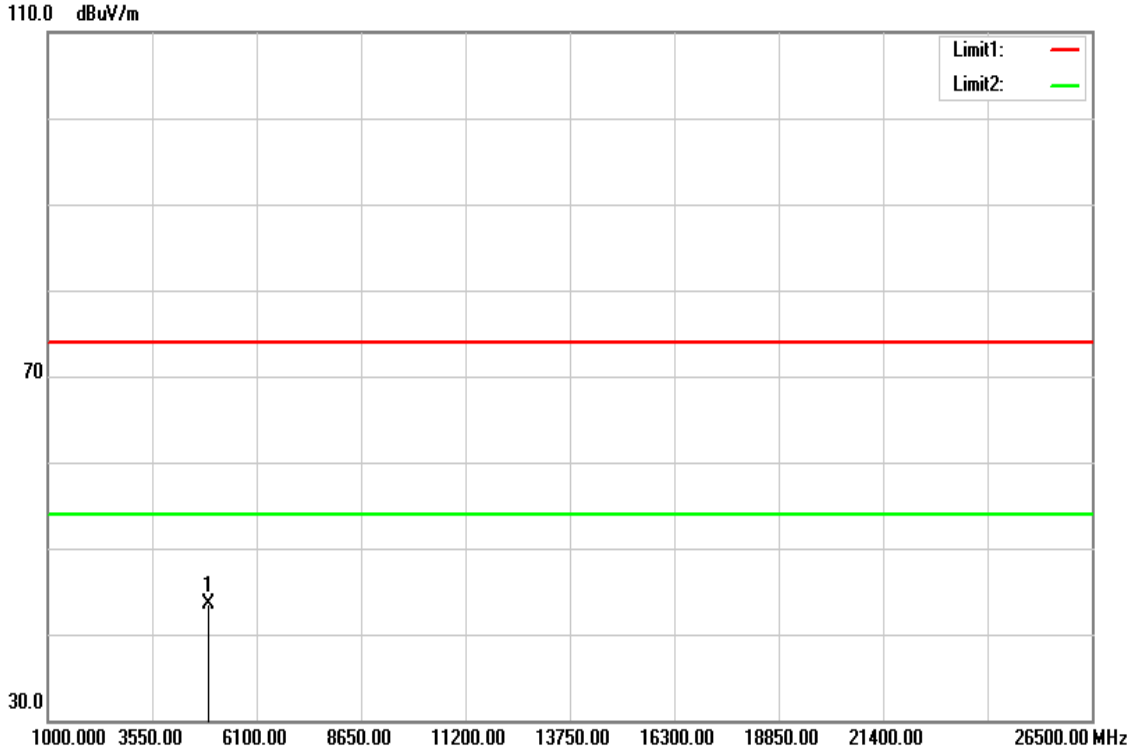

Frequency (MHz)	Reading (dBuV)	Correct Factor (dB/m)	Result (dBuV/m)	Limit (dBuV/m)	Margin (dB)	Remark
4925.000	39.62	3.90	43.52	74.00	-30.48	peak
N/A						

Remark:

1. *Measuring frequencies from 1 GHz to the 10th harmonic of highest fundamental frequency.*
2. *For above 1GHz, the EUT peak value was under average limit, therefore the Average value compliance with the average limit.*

This document cannot be reproduced except in full, without prior written approval of the Company. 本報告未經本公司書面許可，不可部份複製。

Test Mode	IEEE 802.11g Low CH	Temp/Hum	22.5(℃)/ 50%RH
Test Item	Harmonic	Test Date	November 26, 2018
Polarize	Vertical	Test Engineer	Jerry Chuang
Detector	Peak		

Frequency (MHz)	Reading (dBuV)	Correct Factor (dB/m)	Result (dBuV/m)	Limit (dBuV/m)	Margin (dB)	Remark
4820.000	50.68	3.20	53.88	74.00	-20.12	peak
N/A						

Remark:

1. *Measuring frequencies from 1 GHz to the 10th harmonic of highest fundamental frequency.*
2. *For above 1GHz, the EUT peak value was under average limit, therefore the Average value compliance with the average limit*

This document cannot be reproduced except in full, without prior written approval of the Company. 本報告未經本公司書面許可，不可部份複製。

Test Mode	IEEE 802.11g Low CH	Temp/Hum	22.5(℃)/ 50%RH
Test Item	Harmonic	Test Date	November 26, 2018
Polarize	Horizontal	Test Engineer	Jerry Chuang
Detector	Peak		

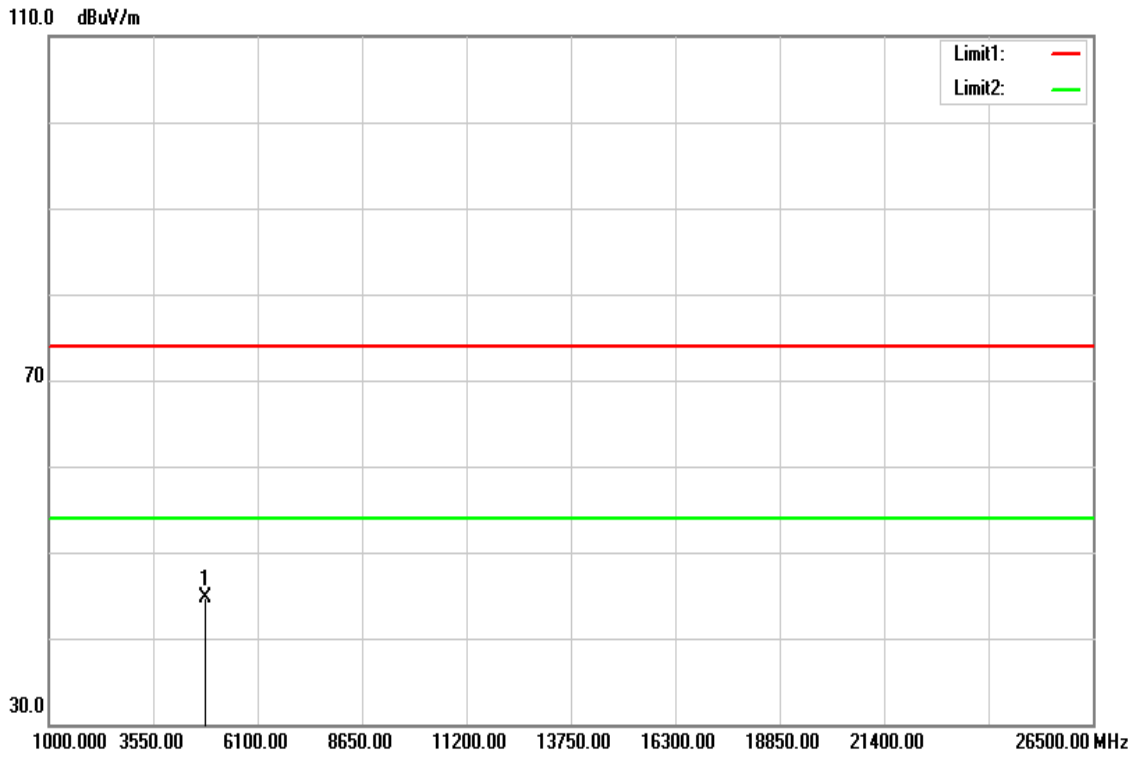

Frequency (MHz)	Reading (dBuV)	Correct Factor (dB/m)	Result (dBuV/m)	Limit (dBuV/m)	Margin (dB)	Remark
4820.000	41.55	3.20	44.75	74.00	-29.25	peak
N/A						

Remark:

1. *Measuring frequencies from 1 GHz to the 10th harmonic of highest fundamental frequency.*
2. *For above 1GHz, the EUT peak value was under average limit, therefore the Average value compliance with the average limit*

This document cannot be reproduced except in full, without prior written approval of the Company. 本報告未經本公司書面許可，不可部份複製。

Test Mode	IEEE 802.11g Mid CH	Temp/Hum	22.5(℃)/ 50%RH
Test Item	Harmonic	Test Date	November 26, 2018
Polarize	Vertical	Test Engineer	Jerry Chuang
Detector	Peak and Average		

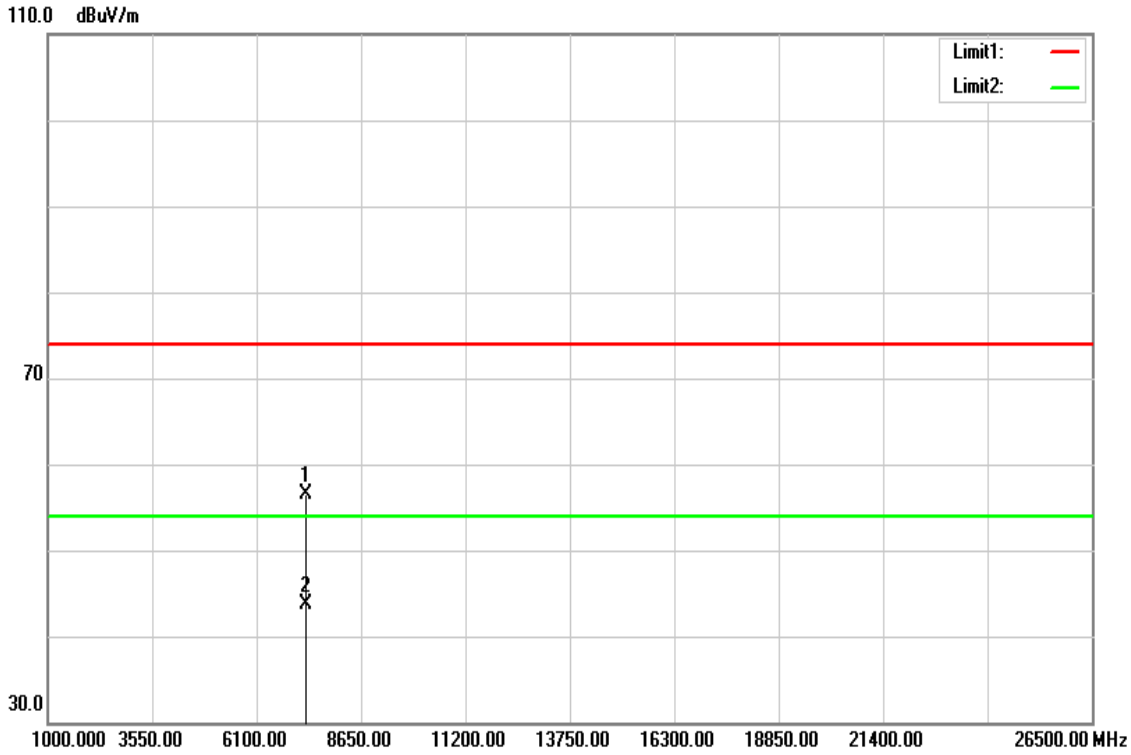

Frequency (MHz)	Reading (dBuV)	Correct Factor (dB/m)	Result (dBuV/m)	Limit (dBuV/m)	Margin (dB)	Remark
7305.000	46.03	10.49	56.52	74.00	-17.48	peak
7305.000	33.18	10.49	43.67	54.00	-10.33	AVG
N/A						

Remark:

1. *Measuring frequencies from 1 GHz to the 10th harmonic of highest fundamental frequency.*

This document cannot be reproduced except in full, without prior written approval of the Company. 本報告未經本公司書面許可，不可部份複製。

Test Mode	IEEE 802.11g Mid CH	Temp/Hum	22.5(℃)/ 50%RH
Test Item	Harmonic	Test Date	November 26, 2018
Polarize	Horizontal	Test Engineer	Jerry Chuang
Detector	Peak		

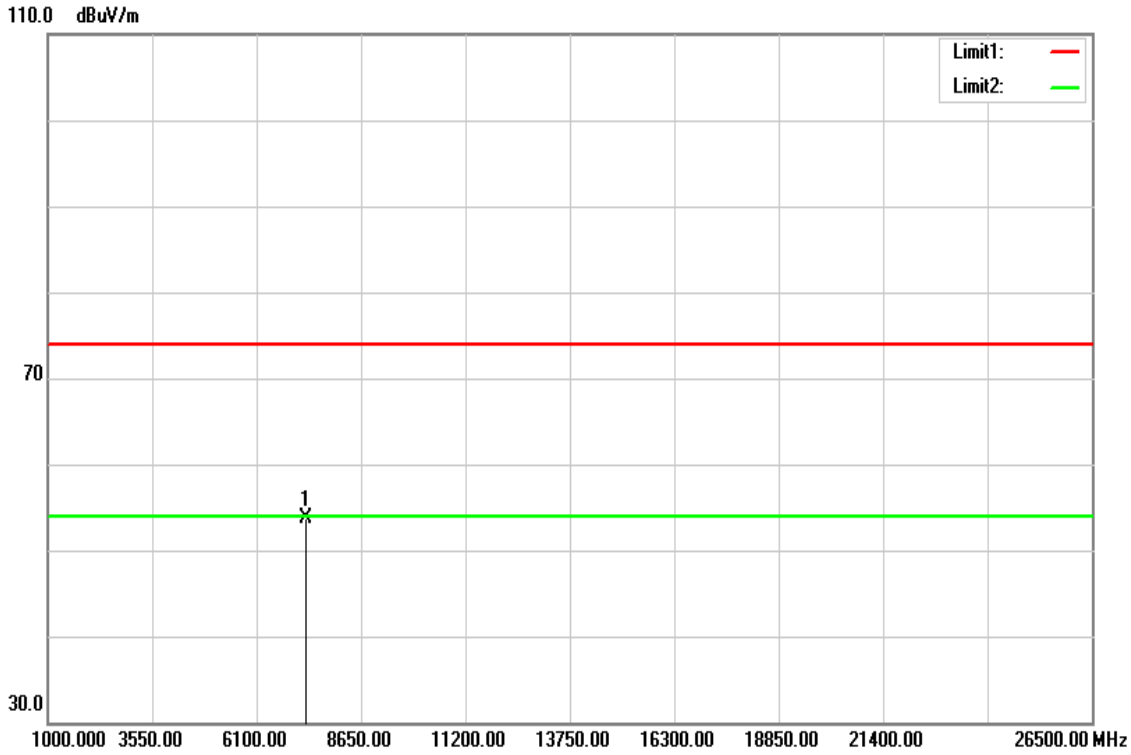

Frequency (MHz)	Reading (dBuV)	Correct Factor (dB/m)	Result (dBuV/m)	Limit (dBuV/m)	Margin (dB)	Remark
7305.000	43.30	10.49	53.79	74.00	-20.21	peak
N/A						

Remark:

1. *Measuring frequencies from 1 GHz to the 10th harmonic of highest fundamental frequency.*
2. *For above 1GHz, the EUT peak value was under average limit, therefore the Average value compliance with the average limit*

This document cannot be reproduced except in full, without prior written approval of the Company. 本報告未經本公司書面許可，不可部份複製。

Test Mode	IEEE 802.11g High CH	Temp/Hum	22.5(℃)/ 50%RH
Test Item	Harmonic	Test Date	November 26, 2018
Polarize	Vertical	Test Engineer	Jerry Chuang
Detector	Peak		

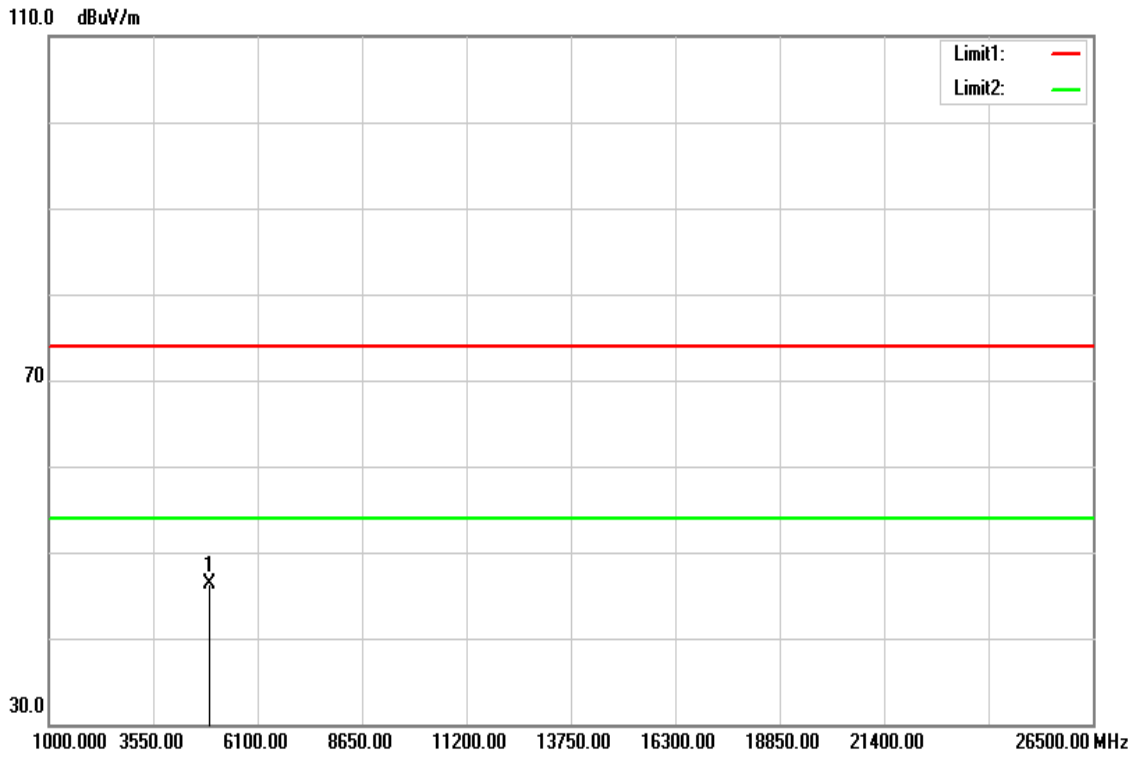

Frequency (MHz)	Reading (dBuV)	Correct Factor (dB/m)	Result (dBuV/m)	Limit (dBuV/m)	Margin (dB)	Remark
4932.000	42.43	3.95	46.38	74.00	-27.62	peak
N/A						

Remark:

1. *Measuring frequencies from 1 GHz to the 10th harmonic of highest fundamental frequency.*
2. *For above 1GHz, the EUT peak value was under average limit, therefore the Average value compliance with the average limit*

This document cannot be reproduced except in full, without prior written approval of the Company. 本報告未經本公司書面許可，不可部份複製。

Test Mode	IEEE 802.11g High CH	Temp/Hum	22.5(℃)/ 50%RH
Test Item	Harmonic	Test Date	November 26, 2018
Polarize	Horizontal	Test Engineer	Jerry Chuang
Detector	Peak		

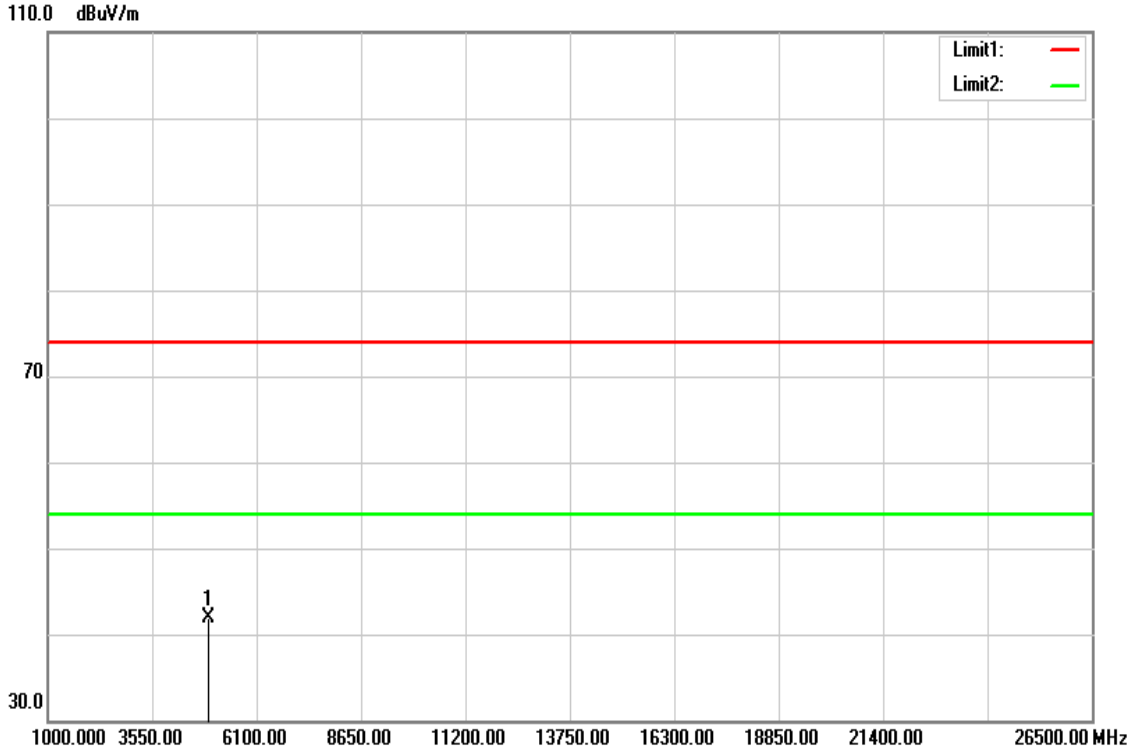

Frequency (MHz)	Reading (dBuV)	Correct Factor (dB/m)	Result (dBuV/m)	Limit (dBuV/m)	Margin (dB)	Remark
4924.000	38.08	3.89	41.97	74.00	-32.03	peak
N/A						

Remark:

1. *Measuring frequencies from 1 GHz to the 10th harmonic of highest fundamental frequency.*
2. *For above 1GHz, the EUT peak value was under average limit, therefore the Average value compliance with the average limit*

This document cannot be reproduced except in full, without prior written approval of the Company. 本報告未經本公司書面許可，不可部份複製。

Test Mode	IEEE 802.11n HT20 Low CH	Temp/Hum	22.5(℃)/ 50%RH
Test Item	Harmonic	Test Date	November 26, 2018
Polarize	Vertical	Test Engineer	Jerry Chuang
Detector	Peak		

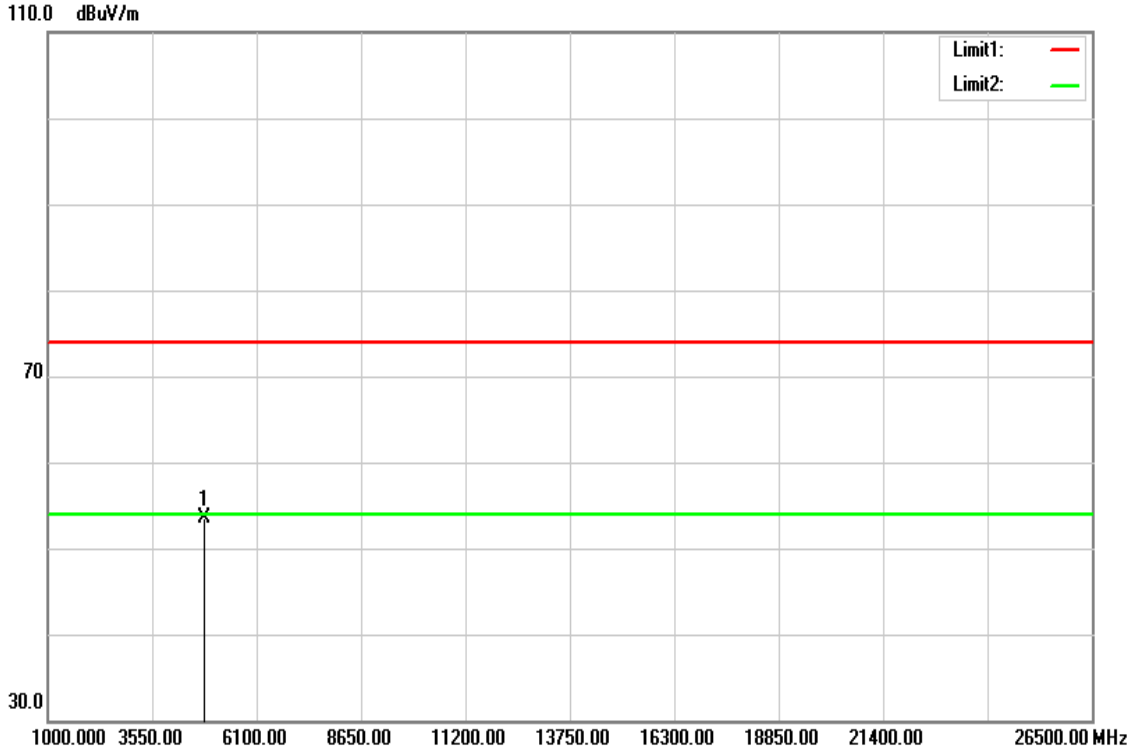

Frequency (MHz)	Reading (dBuV)	Correct Factor (dB/m)	Result (dBuV/m)	Limit (dBuV/m)	Margin (dB)	Remark
4827.000	50.32	3.25	53.57	74.00	-20.43	peak
N/A						

Remark:

1. *Measuring frequencies from 1 GHz to the 10th harmonic of highest fundamental frequency.*
2. *For above 1GHz, the EUT peak value was under average limit, therefore the Average value compliance with the average limit.*

This document cannot be reproduced except in full, without prior written approval of the Company. 本報告未經本公司書面許可，不可部份複製。

Test Mode	IEEE 802.11n HT20 Low CH	Temp/Hum	22.5(℃)/ 50%RH
Test Item	Harmonic	Test Date	November 26, 2018
Polarize	Horizontal	Test Engineer	Jerry Chuang
Detector	Peak		

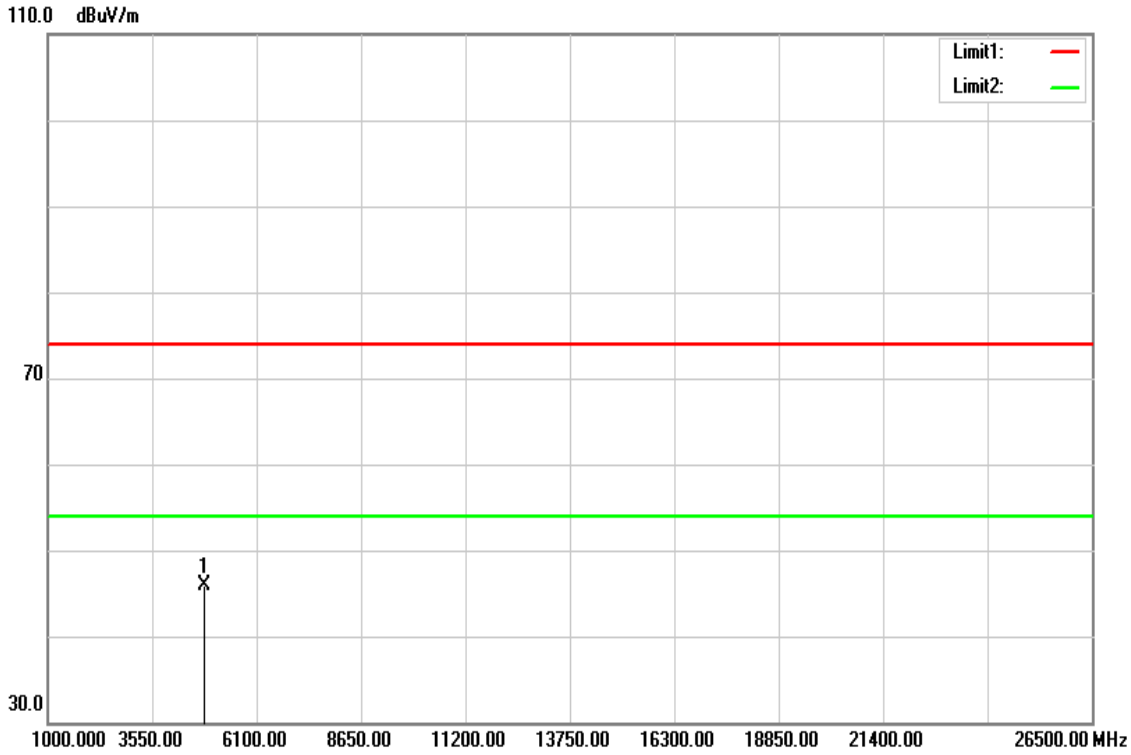

Frequency (MHz)	Reading (dBuV)	Correct Factor (dB/m)	Result (dBuV/m)	Limit (dBuV/m)	Margin (dB)	Remark
4820.000	42.79	3.20	45.99	74.00	-28.01	peak
N/A						

Remark:

1. *Measuring frequencies from 1 GHz to the 10th harmonic of highest fundamental frequency.*
2. *For above 1GHz, the EUT peak value was under average limit, therefore the Average value compliance with the average limit.*

This document cannot be reproduced except in full, without prior written approval of the Company. 本報告未經本公司書面許可，不可部份複製。

Test Mode	IEEE 802.11n HT20 Mid CH	Temp/Hum	22.5(℃)/ 50%RH
Test Item	Harmonic	Test Date	November 26, 2018
Polarize	Vertical	Test Engineer	Jerry Chuang
Detector	Peak and Average		

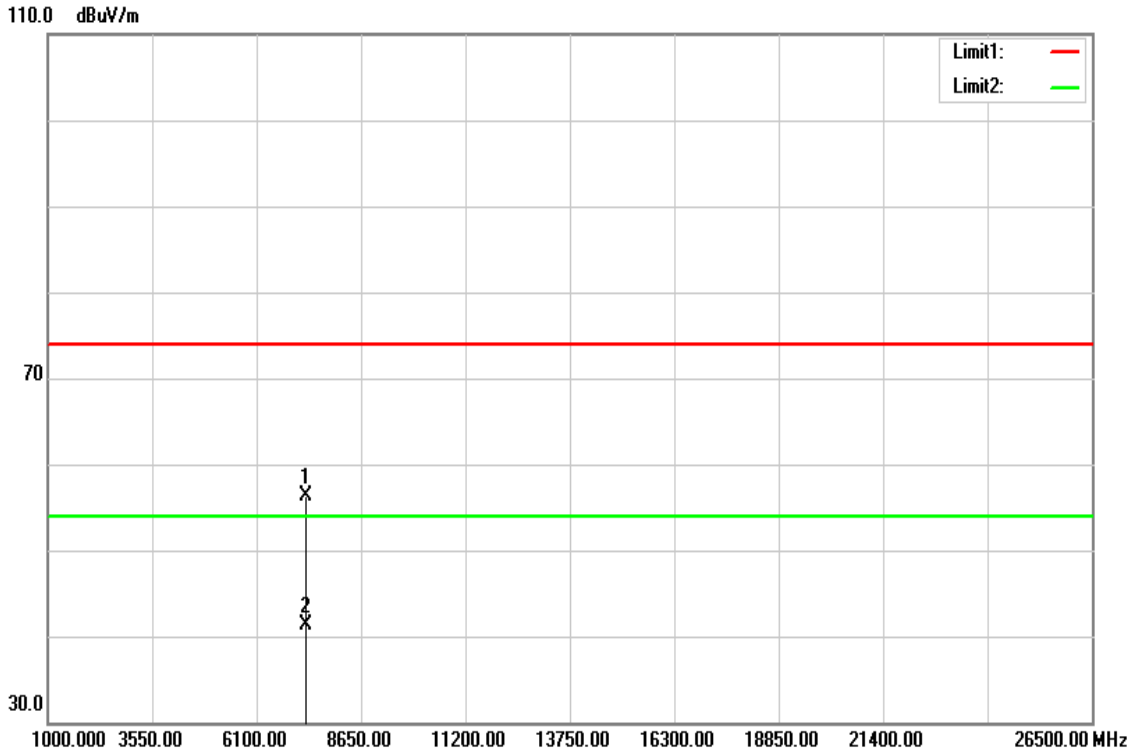

Frequency (MHz)	Reading (dBuV)	Correct Factor (dB/m)	Result (dBuV/m)	Limit (dBuV/m)	Margin (dB)	Remark
7312.000	45.85	10.48	56.33	74.00	-17.67	peak
7312.000	30.81	10.48	41.29	54.00	-12.71	AVG
N/A						

Remark:

1. *Measuring frequencies from 1 GHz to the 10th harmonic of highest fundamental frequency.*

This document cannot be reproduced except in full, without prior written approval of the Company. 本報告未經本公司書面許可，不可部份複製。

Test Mode	IEEE 802.11n HT20 Mid CH	Temp/Hum	22.5(℃)/ 50%RH
Test Item	Harmonic	Test Date	November 26, 2018
Polarize	Horizontal	Test Engineer	Jerry Chuang
Detector	Peak and Average		

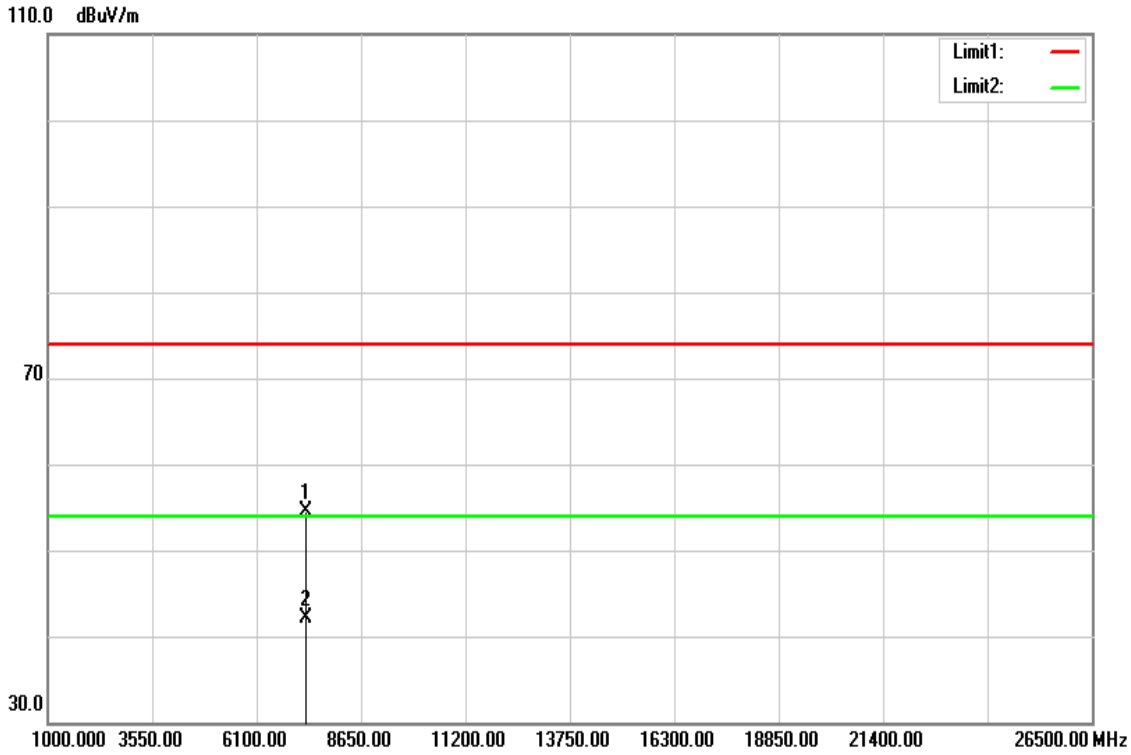

Frequency (MHz)	Reading (dBuV)	Correct Factor (dB/m)	Result (dBuV/m)	Limit (dBuV/m)	Margin (dB)	Remark
7305.000	44.04	10.49	54.53	74.00	-19.47	peak
7305.000	31.61	10.49	42.10	54.00	-11.90	AVG
N/A						

Remark:

1. *Measuring frequencies from 1 GHz to the 10th harmonic of highest fundamental frequency.*

This document cannot be reproduced except in full, without prior written approval of the Company. 本報告未經本公司書面許可，不可部份複製。

Test Mode	IEEE 802.11n HT20 High CH	Temp/Hum	22.5(℃)/ 50%RH
Test Item	Harmonic	Test Date	November 26, 2018
Polarize	Vertical	Test Engineer	Jerry Chuang
Detector	Peak		

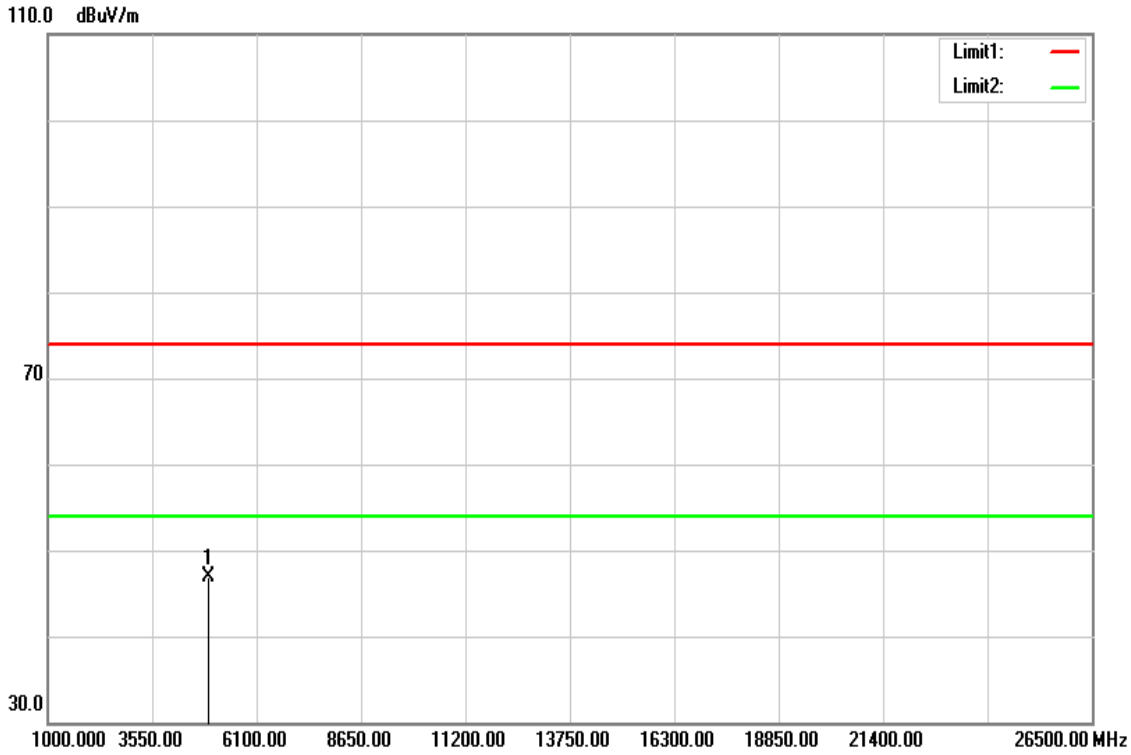

Frequency (MHz)	Reading (dBuV)	Correct Factor (dB/m)	Result (dBuV/m)	Limit (dBuV/m)	Margin (dB)	Remark
4918.000	43.02	3.86	46.88	74.00	-27.12	peak
N/A						

Remark:

1. *Measuring frequencies from 1 GHz to the 10th harmonic of highest fundamental frequency.*
2. *For above 1GHz, the EUT peak value was under average limit, therefore the Average value compliance with the average limit.*

This document cannot be reproduced except in full, without prior written approval of the Company. 本報告未經本公司書面許可，不可部份複製。

Test Mode	IEEE 802.11n HT20 High CH	Temp/Hum	22.5(℃)/ 50%RH
Test Item	Harmonic	Test Date	November 26, 2018
Polarize	Horizontal	Test Engineer	Jerry Chuang
Detector	Peak		

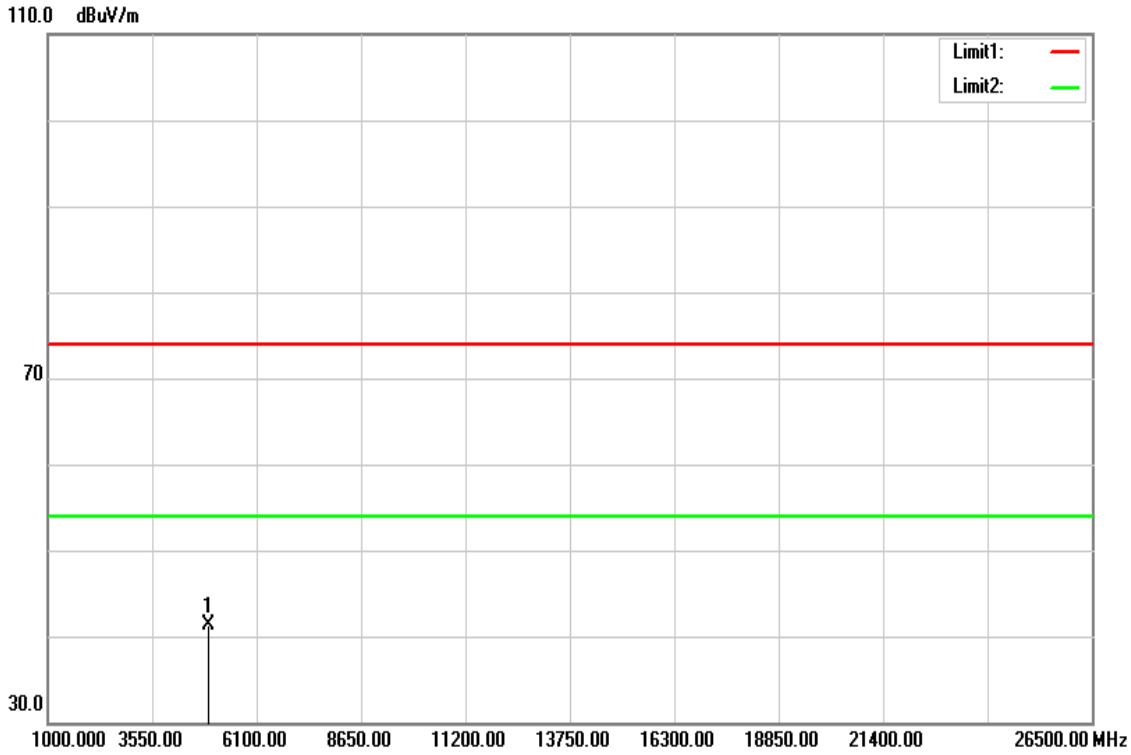

Frequency (MHz)	Reading (dBuV)	Correct Factor (dB/m)	Result (dBuV/m)	Limit (dBuV/m)	Margin (dB)	Remark
4924.000	37.44	3.89	41.33	74.00	-32.67	peak
N/A						

Remark:

1. *Measuring frequencies from 1 GHz to the 10th harmonic of highest fundamental frequency.*
2. *For above 1GHz, the EUT peak value was under average limit, therefore the Average value compliance with the average limit*

This document cannot be reproduced except in full, without prior written approval of the Company. 本報告未經本公司書面許可，不可部份複製。

Test Mode	IEEE 802.11n HT40 Low CH	Temp/Hum	22.5(℃)/ 50%RH
Test Item	Harmonic	Test Date	November 26, 2018
Polarize	Vertical	Test Engineer	Jerry Chuang
Detector	Peak		

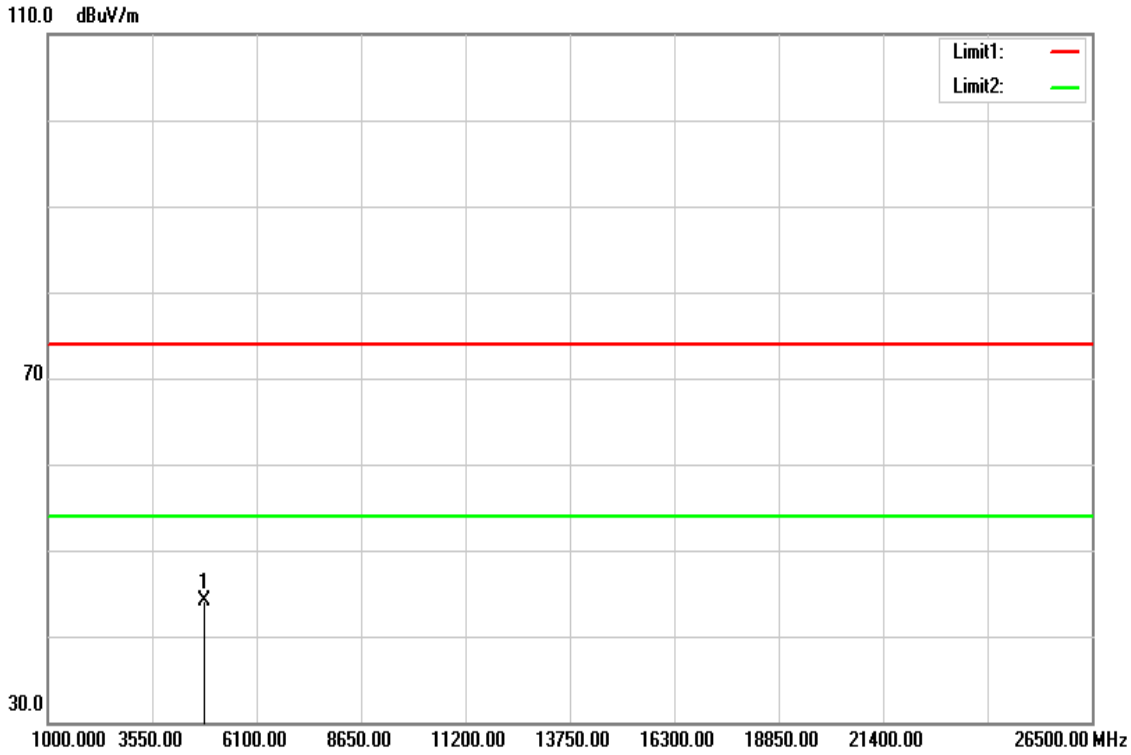

Frequency (MHz)	Reading (dBuV)	Correct Factor (dB/m)	Result (dBuV/m)	Limit (dBuV/m)	Margin (dB)	Remark
4841.000	40.79	3.35	44.14	74.00	-29.86	peak
N/A						

Remark:

1. *Measuring frequencies from 1 GHz to the 10th harmonic of highest fundamental frequency.*
2. *For above 1GHz,the EUT peak value was under average limit, therefore the Average value compliance with the average limit*

This document cannot be reproduced except in full, without prior written approval of the Company. 本報告未經本公司書面許可，不可部份複製。

Test Mode	IEEE 802.11n HT40 Low CH	Temp/Hum	22.5(℃)/ 50%RH
Test Item	Harmonic	Test Date	November 26, 2018
Polarize	Horizontal	Test Engineer	Jerry Chuang
Detector	Peak		

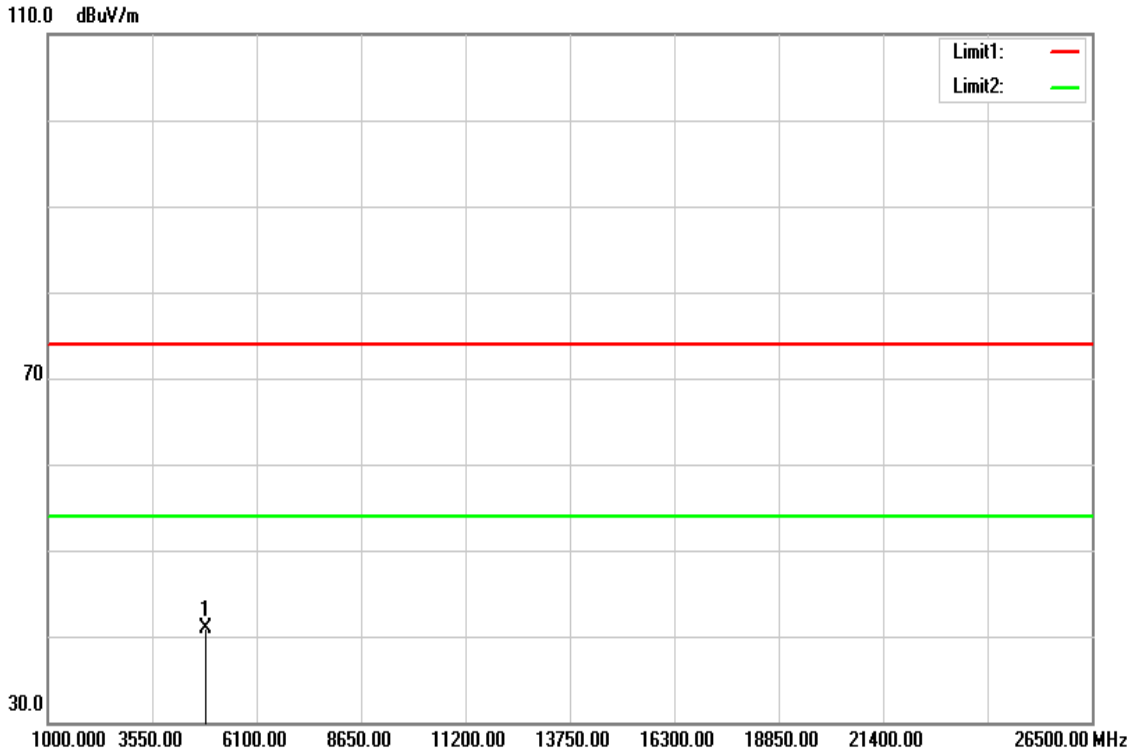

Frequency (MHz)	Reading (dBuV)	Correct Factor (dB/m)	Result (dBuV/m)	Limit (dBuV/m)	Margin (dB)	Remark
4844.000	37.54	3.36	40.90	74.00	-33.10	peak
N/A						

Remark:

1. *Measuring frequencies from 1 GHz to the 10th harmonic of highest fundamental frequency.*
2. *For above 1GHz, the EUT peak value was under average limit, therefore the Average value compliance with the average limit*

This document cannot be reproduced except in full, without prior written approval of the Company. 本報告未經本公司書面許可，不可部份複製。

Test Mode	IEEE 802.11n HT40 Mid CH	Temp/Hum	22.5(℃)/ 50%RH
Test Item	Harmonic	Test Date	November 26, 2018
Polarize	Vertical	Test Engineer	Jerry Chuang
Detector	Peak		

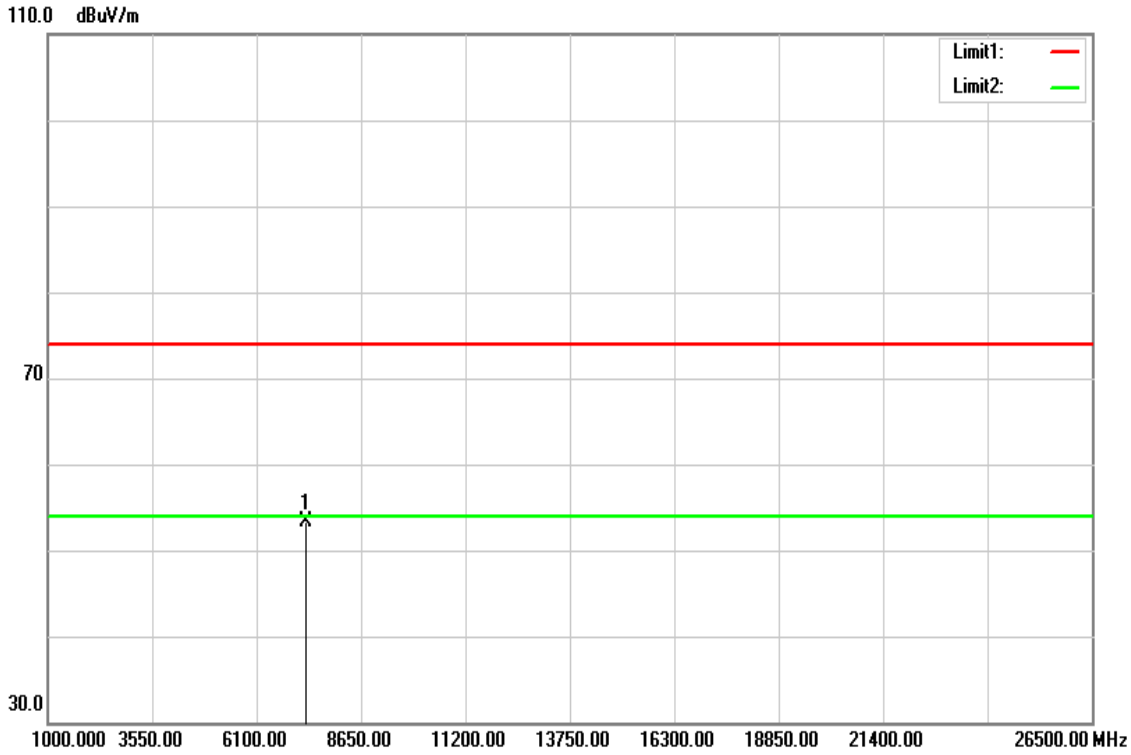

Frequency (MHz)	Reading (dBuV)	Correct Factor (dB/m)	Result (dBuV/m)	Limit (dBuV/m)	Margin (dB)	Remark
7305.000	42.88	10.49	53.37	74.00	-20.63	peak
N/A						

Remark:

1. *Measuring frequencies from 1 GHz to the 10th harmonic of highest fundamental frequency.*
2. *For above 1GHz, the EUT peak value was under average limit, therefore the Average value compliance with the average limit*

This document cannot be reproduced except in full, without prior written approval of the Company. 本報告未經本公司書面許可，不可部份複製。

Test Mode	IEEE 802.11n HT40 Mid CH	Temp/Hum	22.5(℃)/ 50%RH
Test Item	Harmonic	Test Date	November 26, 2018
Polarize	Horizontal	Test Engineer	Jerry Chuang
Detector	Peak		

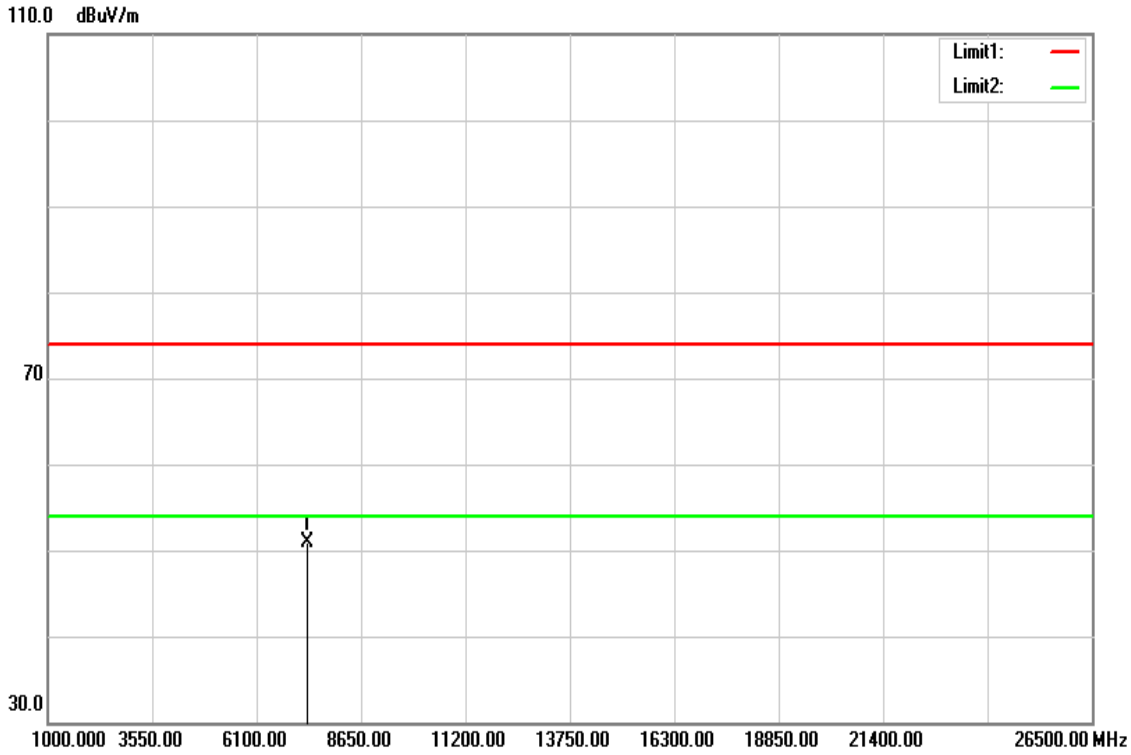

Frequency (MHz)	Reading (dBuV)	Correct Factor (dB/m)	Result (dBuV/m)	Limit (dBuV/m)	Margin (dB)	Remark
7326.000	40.40	10.48	50.88	74.00	-23.12	peak
N/A						

Remark:

1. *Measuring frequencies from 1 GHz to the 10th harmonic of highest fundamental frequency.*
2. *For above 1GHz, the EUT peak value was under average limit, therefore the Average value compliance with the average limit*

This document cannot be reproduced except in full, without prior written approval of the Company. 本報告未經本公司書面許可，不可部份複製。

Test Mode	IEEE 802.11n HT40 High CH	Temp/Hum	22.5(℃)/ 50%RH
Test Item	Harmonic	Test Date	November 26, 2018
Polarize	Vertical	Test Engineer	Jerry Chuang
Detector	Peak		

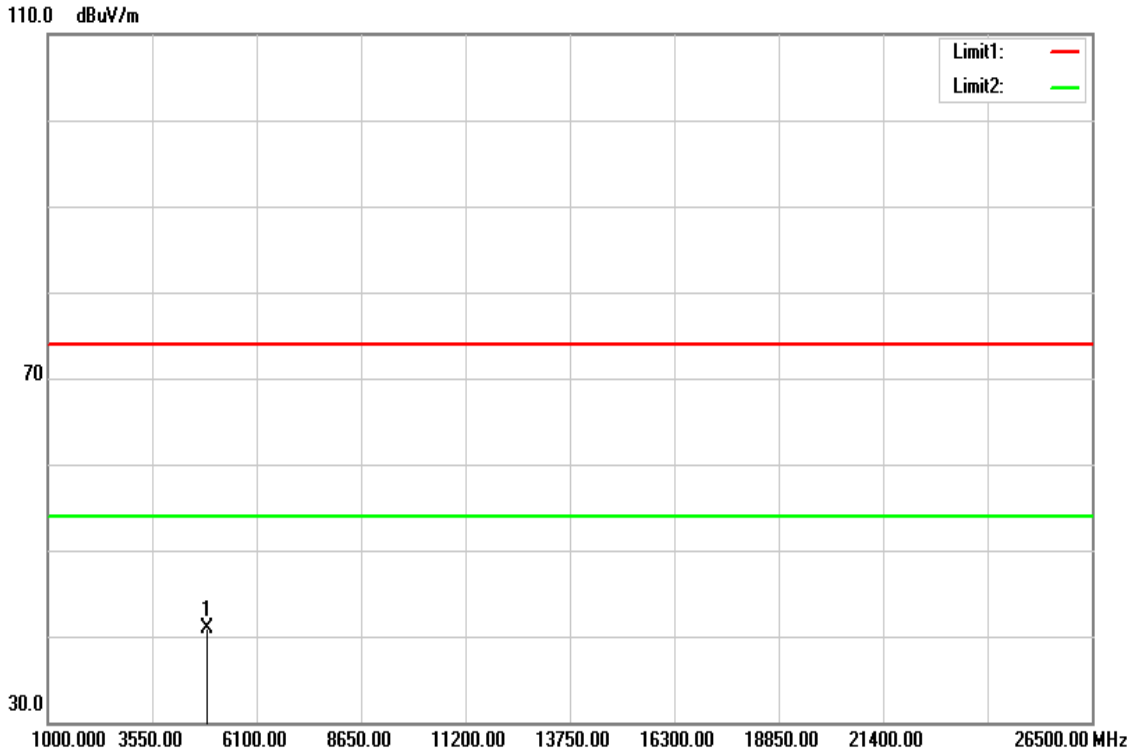

Frequency (MHz)	Reading (dBuV)	Correct Factor (dB/m)	Result (dBuV/m)	Limit (dBuV/m)	Margin (dB)	Remark
4904.000	37.24	3.75	40.99	74.00	-33.01	peak
N/A						

Remark:

1. *Measuring frequencies from 1 GHz to the 10th harmonic of highest fundamental frequency.*
2. *For above 1GHz, the EUT peak value was under average limit, therefore the Average value compliance with the average limit*

This document cannot be reproduced except in full, without prior written approval of the Company. 本報告未經本公司書面許可，不可部份複製。

Test Mode	IEEE 802.11n HT40 High CH	Temp/Hum	22.5(℃)/ 50%RH
Test Item	Harmonic	Test Date	November 26, 2018
Polarize	Horizontal	Test Engineer	Jerry Chuang
Detector	Peak		

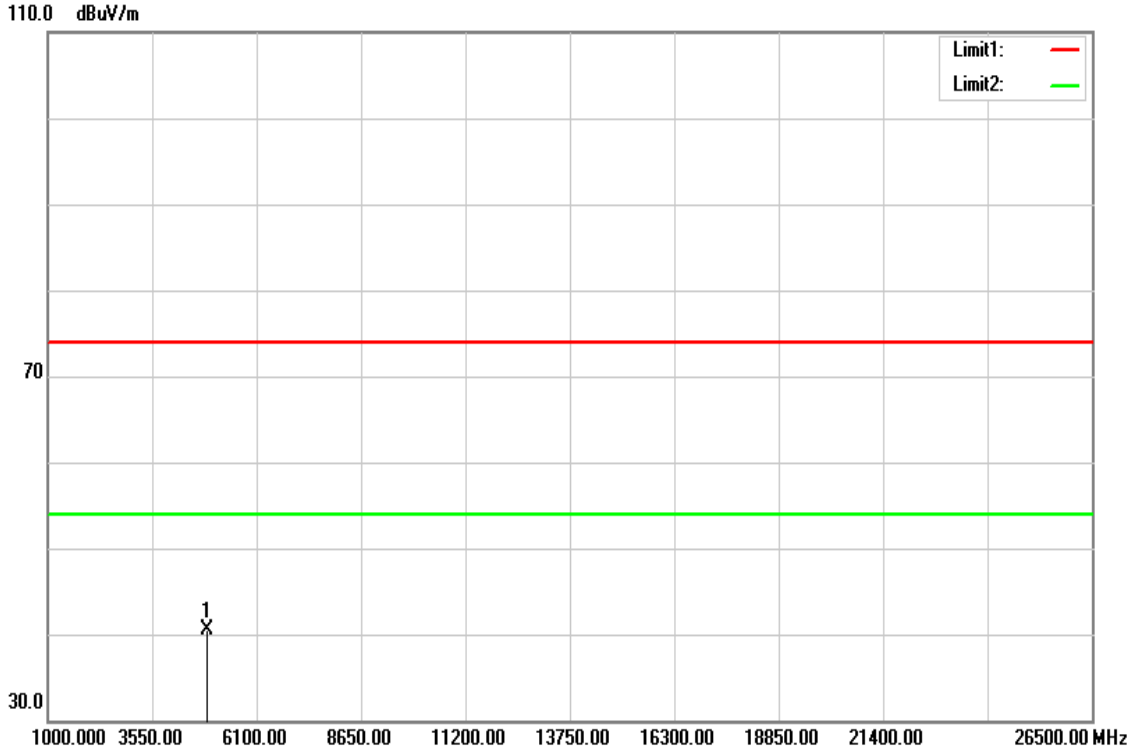

Frequency (MHz)	Reading (dBuV)	Correct Factor (dB/m)	Result (dBuV/m)	Limit (dBuV/m)	Margin (dB)	Remark
4904.000	36.67	3.75	40.42	74.00	-33.58	peak
N/A						

Remark:

1. *Measuring frequencies from 1 GHz to the 10th harmonic of highest fundamental frequency.*
2. *For above 1GHz, the EUT peak value was under average limit, therefore the Average value compliance with the average limit*

--End of Report--

This document cannot be reproduced except in full, without prior written approval of the Company. 本報告未經本公司書面許可，不可部份複製。