motorola

MOTO SP106

FCC ID: 2ARRB-SP106 IC: 20353-SP106
Frequency Band: 2.402 – 2.480GHz
Working temperature: 0°C–45°C

Quick Start Guide / Guia de Início Rápido /
Guía de inicio rápido/ Guide de démarrage rapide

Safety instructions

DANGER

To avoid hearing damage, limit the time you use earbuds at high volume and set the volume to a safe level. The louder the volume, the shorter the safe listening time is.

WARNING

This true wireless earbuds are compliant with all relevant standards regarding electromagnetic fields and is, when handled as described in the User Guide, safe to use. Therefore, always read the instructions in this User Guide carefully before using the device.

- Listen at reasonable volumes for reasonable periods of time.
- Be careful not to adjust the volume continuously upwards as your hearing adapts.
- Do not turn up the volume so high that you can't hear what is around you.
- You should use caution or temporarily discontinue use in potentially hazardous situations.
- Excessive sound pressure from earbuds can cause hearing loss.
- Using earbuds with both ears covered while driving is not recommended and may be illegal in some areas while driving.
- For your safety, avoid distractions from music or phone calls while in traffic or other potentially dangerous environments.
- Replacement with incorrect type batteries may cause explosion. Make sure to use original batteries.
- Do not replacement of a battery with an incorrect type that can defeat a safeguard (for example, in the case of some lithium battery types).
- Do not disposal of a battery into fire or a hot oven, or mechanically crushing or cutting of a battery, that can result in an explosion.
- Do not leaving a battery in an extremely high temperature surrounding environment that can result in an explosion or the leakage of flammable liquid or gas.
- The battery subjected to extremely low air pressure that may result in an explosion or the leakage of flammable liquid or gas. Do not shock the battery at a high attitude.

EN

1. Pairing

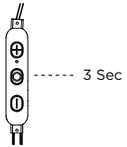

- Hold > for 3 seconds.
- Select "MOTO SP106" from the phone Bluetooth menu.

2. Fitting

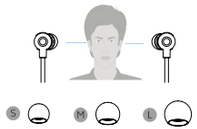

To optimal the best fitting and audio experience, it is recommended to try each of the different earbud sizes.

3. Button Operation

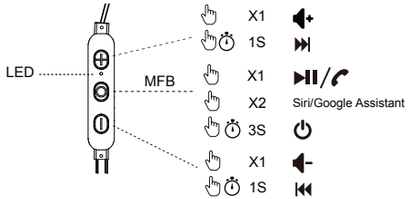

Additional Operation	
Call	
Reject a call	Long Press - / +
Receive incoming call and end ongoing call	Triple press MFB
Receive incoming and on hold ongoing call	Press MFB
LED Indicator	
Pairing	Red-blue flash
Standby	Blue flash
Charging	Red steady
Fully charged	Blue steady
Battery low	Red flash

4. Charging

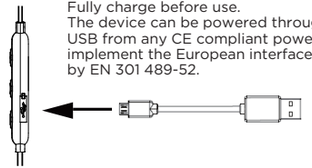

Fully charge before use.
The device can be powered through a micro USB from any CE compliant power source that implement the European interface as requested by EN 301 489-52.

Manufactured, distributed or sold by Meizhou Guo Wei Electronics Co. LTD., official licensee for this product. MOTOROLA and the Stylized M Logo, are trademarks or registered trademarks of Motorola Trademark Holdings, LLC. and are used under license. All other trademarks are the property of their respective owners. © 2022 Motorola Mobility LLC. All rights reserved.

Printed in China
Version 2
(NA

FR

1. Couplage

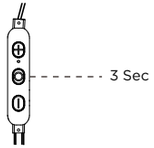

- Tenir > pendant 3 secondes.
- Selectionner “MOTO SP106” Dans le menu Bluetooth du téléphone.

2. Ajustement

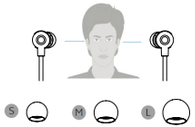

Pour optimiser la meilleure expérience audio et d’ajustement, il est recommandé d’essayer chacune des différentes tailles d’écouteurs.

3. Boutons d’opération

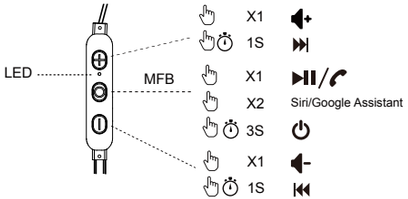

Opérations additionnelles	
Appels	
Rejeter un appel	Peser longtemps - / +
Prendre un appel entrant et terminer un appel en cours	Peser 3 fois MFB
Recevoir un appel entrant et mettre un appel en cours sur attente	Peser MFB
Indicateurs LED	
Jumelage	Clignotant rouge et bleu
Prêt	Clignotant bleu
Charge	Rouge stable
Complètement chargé	Bleu stable
Batterie basse	Clignotant rouge

4. Chargement



Charger complètement avant l’utilisation
L’appareil peut être alimenté par un câble micro-USB à partir de n’importe quelle source d’alimentation conforme CE qui met en œuvre l’interface européenne comme demandé par EN 301 489-52.

FCC Caution:
Any Changes or modifications not expressly approved by the party responsible for compliance could void the user’s authority to operate the equipment.
This device complies with part 15 of the FCC Rules. Operation is subject to the following two conditions: (1) This device may not cause harmful interference, and (2) this device must accept any interference received, including interference that may cause undesired operation.

IMPORTANT NOTE:
Note: This equipment has been tested and found to comply with the limits for a Class B digital device, pursuant to part 15 of the FCC Rules. These limits are designed to provide reasonable protection against harmful interference in a residential installation. This equipment generates, uses and can radiate radio frequency energy and, if not installed and used in accordance with the instructions, may cause harmful interference to radio communications. However, there is no guarantee that interference will not occur in a particular installation. If this equipment does cause harmful interference to radio or television reception, which can be determined by turning the equipment off and on, the user is encouraged to try to correct the interference by one or more of the following measures:
- Reorient or relocate the receiving antenna.
- Increase the separation between the equipment and receiver.
- Connect the equipment into an outlet on a circuit different from that to which the receiver is connected.
- Consult the dealer or an experienced radio/TV technician for help.

FCC Radiation Exposure Statement:
This equipment complies with FCC radiation exposure limits set forth for an uncontrolled environment.

ISEDC Warning
This device complies with Innovation, Science, and Economic Development Canada licence-exempt RSS standard(s). Operation is subject to the following two conditions:
(1) this device may not cause interference, and
(2) this device must accept any interference, including interference that may cause undesired operation of the device.

Le présent appareil est conforme aux CNR d’ Innovation, Sciences et Développement économique Canada applicables aux appareils radio exempts de licence. L’exploitation est autorisée aux deux conditions suivantes:
(1) l’appareil nedoit pas produire de brouillage, et
(2) l’utilisateur de l’appareil doit accepter tout brouillage radioélectrique subi, même si le brouillage est susceptible d’en compromettre le fonctionnement.

The device is compliance with RF exposure guidelines, users can obtain Canadian information on RF exposure and compliance.

Le présent appareil est conforme Après examen de ce matériel aux conformité ou aux limites d’intensité de champ RF, les utilisateurs peuvent sur l’exposition aux radiofréquences et la conformité and compliance d’acquérir les informations correspondantes.