CMC Centro Misure Compatibilità S.r.l.
Via della Fisica, 20
36016 Thiene (VI) – ITALY
Tel./Fax +39 0445 367702
www.cmclab.it - info@cmclab.it

LAB N° 0168

Independent Testing Laboratory
Accredited by ACCREDIA according to UNI CEI EN ISO/IEC 17025 cert. nr. 0168

TEST REPORT nr. R18084501

Federal Communication Commission (FCC)

Test item

Description .....: All-in-one module including a radio interface and a contact closure interface to be connected with a controller or an equipment. Provides a serial port and 4 dry contacts outputs with a programmable logic

Trademark .....: HIKOB

Model/Type .....: GATEWAY H-GL201A-P

FCC ID .....: 2ARX6-PCL20

Test Specification

Standard.....: FCC Rules & Regulations, Title 47:2017
Part 15 paragraph(s): 203, 209, 215 and 247

Client's name .....: HIKOB

Address .....: 66, Boulevard Niels Bohr CS52132 – 69603 Villeurbanne Cedex – FRANCE

Manufacturer's name : ELPACK

Address .....: 11, rue Henri Barbusse – 26000 Valence – FRANCE

Report

Tested by .....: A. Bertezzolo .....

Approved by .....: R. Beghetto – *Laboratory Manager* .....

Date of issue .....: 22.05.19

Contents.....: 127 pages

This test report shall not be reproduced except in full without the written approval of CMC.
The test results presented in this report relate only to the item tested.

CMC Centro Misure Compatibilità S.r.l.

Index

1. SUMMARY **3**

2. DESCRIPTION OF EQUIPMENT UNDER TEST (EUT) **4**

2.1 TEST SITE 4

3. TESTING AND SAMPLING **4**

4. OPERATIVE CONDITIONS **5**

5. EQUIPMENT LIST **6**

6. MEASUREMENT UNCERTAINTY **7**

7. REFERENCE DOCUMENTS **9**

8. DEVIATION FROM TEST SPECIFICATION **10**

9. TEST CASE VERDICTS **10**

10. RESULTS **11**

10.1 ANTENNA REQUIREMENTS 12
10.2 EMISSIONS IN RESTRICTED FREQUENCY BANDS AND IN UNRESTRICTED FREQUENCY BANDS 14
10.3 20 DB BANDWIDTH 100
10.4 DTS BANDWIDTH 104
10.5 BAND EDGE 108
10.6 FUNDAMENTAL EMISSION OUTPUT POWER 114
10.7 MAXIMUM POWER SPECTRAL DENSITY LEVEL IN THE FUNDAMENTAL EMISSION 118
10.8 SPURIOUS EMISSION 122

CMC Centro Misure Compatibilità S.r.l.

1. Summary

Standard:

FCC Rules & Regulations, Title 47:2017
Part 15 paragraph(s): 203, 209, 215 and 247

Test specifications	*Environmental Phenomena*	*Tests sequence*	*Result*
Part 15.203	Antenna requirements	1	Complies
Part 15.209	Emissions in restricted frequency bands and in unrestricted frequency bands	2	Complies
Part 15.215 (c)	20 dB bandwidth	3	Complies
Part 15.247 (a) (2)	DTS bandwidth	4	Complies
Part 15.247 (d)	Band edge	5	Complies
Part 15.209 and 15.247	Fundamental emission output power	6	Complies
Part 15.209 and 15.247	Maximum power spectral density level in the fundamental emission	7	Complies
Part 15.209	Spurious emission	8	Complies

The Test Report was given to the Client representatives for necessary documentation of ratification of the tested equipment and it is valid for the FCC certification

CMC Centro Misure Compatibilità S.r.l.

2. Description of Equipment under test (EUT)

Power supply ..... :	6-24 Vdc
Software released into equipment ..... :	CLV2_gwlite_parking_vx.x
Type of equipment ..... :	☑ Transmitter Unit
	☑ Receiver Unit
Type of station ..... :	❑ Fixed station
	❑ Portable station
	☑ Mobile station
Frequency band ..... :	2400 – 2483,5 MHz
Nominal frequencies ..... :	F_L: 2405 MHz F_M: 2440 MHz F_H: 2475 MHz

2.1 Test Site

Company ..... :	CMC Centro Misure Compatibilità S.r.l.
Address ..... :	Via della Fisica, 20
	36016 Thiene (VI) – ITALY
Test site facility's FCC registration number ..... :	182474

3. Testing and sampling

Date of receipt of test item ..... :	09.04.18
Testing start date ..... :	02.05.18
Testing end date ..... :	29.03.19
Samples tested nr. ..... :	1
Sampling procedure. ..... :	Equipment used for testing was picked up by the manufacturer, at the end of the production process with random criterion
Internal identification ..... :	adhesive label with the product number P180447

CMC Centro Misure Compatibilità S.r.l.

4. Operative conditions

EUT exercising ..... :	EUT in continuous transmission at maximum power. No modifications have been made on tested samples
Test configuration ..... :	EUT classified as mobile equipment

CMC Centro Misure Compatibilità S.r.l.

5. Equipment list

Calibration information for radiated emission on range 15 – 30 MHz, test performed on March 28th, 2019

Id. number	*Manufacturer*	*Model*	*Description*	*Serial number*	*Last calibration*	*Due date calibration*
CMC S127	SCHAFFNER	HLA6120	Loop Antenna 9kHz - 30MHz	1191	March '17	March '20
CMC S164	Rohde & Schwarz	ESU26	Receiver 20 Hz - 26.5 GHz	100052	January '19	January '20

Calibration information for all other tests

Id. number	*Manufacturer*	*Model*	*Description*	*Serial number*	*Last calibration*	*Due date calibration*
CMC S108	Emco	3115	Waveguide antenna	9811-5622	June '16	June '19
CMC S136	Schwarzbeck	VULB 9163	Broadband antenna	9163-205	June '16	June '19
CMC S164	Rohde & Schwarz	ESU26	Receiver 20 Hz - 26.5 GHz	100052	January '18	January '19
CMC S241	Schwarzbeck	BBV 9718	Broadband Preamplifer (0,5-18GHz)	9718-126	January '18	January '19
CMC S251	Schwarzbeck	BBV 9745	Broadband Preamplifer (9kHz - 2GHz)	9745-0019	September '17	September '18
CMC S290	Schwarzbeck	BBHA 9170	Horn Antenna (15-26,5 GHz)	9170-043	October '16	October '19
CMC S295	Rohde & Schwarz	FSW43	Spectrum Analyzer 43GHz	104059	November '16	November '19
CMC S298	RIGOL	DSG3060	RF Signal Generator (9kHz-6GHz)	DSG3A183600076	November '17	November '18
20 dB attenuator					Calibrated before the tests	

CMC Centro Misure Compatibilità S.r.l.

6. Measurement uncertainty

Test	Test Setup	Expanded uncertainty	Note
Conducted emission CISPR 16 LISN 50uH 0,009-0,0150MHz	PE001_01	3,4 dB	1
Conducted emission CISPR 16 LISN 50uH 0,150-30,0MHz	PE001_01	2,8 dB	1
Conducted emission CISPR 16 Voltage Probe 0,15-30MHz	PE001_02	2,6 dB	1
Conducted emission CISPR 16 Current Probe 0,15-30MHz	PE001_03	2,2 dB	1
Conducted emission CISPR 16 ISN 0,15-30MHz	PE001_04	4,5 dB	1
Clic CISPR 16 LISN 50uH 0,150-30,0MHz	PE001_05	3,1 dB	1
Disturbance Power 30-300 MHz	PE002_01	3,4 dB	1
Radiated Emission LAS 0,15-30MHz	PE003_01	1,5 dB	1
Radiated Emission CISPR 16 Loop Ant. 0,15-30MHz	PE004_01	3,8 dB	1
Radiated Emission CISPR 16 Bicon. Ant. 30-300MHz	PE004_02	3,3 dB	1
Radiated Emission CISPR 16 LogP. Ant. 300-1000MHz	PE004_03	3,1 dB	1
Radiated Emission CISPR 16 Horn Ant. 1-18GHz	PE004_04	3,6 dB	1
Human Exposure to electromagnetic fields	PE005_01	15,0 %	1
Harmonic current emissions test	PE006_01	10 mA + 1,6 %	1
Voltage fluctuation and flicker test	PE007_01	4,2 %	1
Radiated Immunity 80MHz-6GHz	PE102_XX	2,1 dB 0,82 V/m a 3V/m	1
Conducted Immunity 0,15-230MHz	PE105_XX	1,2 dB 0,44 V a 3V	1
AC Magnetic field	PE106_01	1,55 % 0,15 A/m a 10A/m	1
Pulse Magnetic field	PE107_01	6,24 % 18,7 A/m a 300A/m	1
Dumped Magnetic field	PE108_01	6,24 % 1,87 A/m a 30A/m	1
Common mode conducted immunity	PE112_01	2,20 % 0,22 V a 10V	1

CMC Centro Misure Compatibilità S.r.l.

Test	Test Setup	Expanded uncertainty	Note
Power/Spurious 9kHz-30MHz	PR001_01	3,8 dB	1
Power/Spurious ERP 30-1000MHz d=10m	PR001_02+03	4,3 dB	1
Misura della potenza EiRP 1-18GHz d=3m	PR001_04	4,3 dB	1
Misura della potenza EiRP 18-40GHz d=3m	PR001_05	5,5 dB	1
Frequency error	PR002_01+02	< 1x10-7	1
Timing zero span (1001pts.)	PR002_01+02	0,2 % SWT	1
Modulation bandwidth	PR002_01+02	< 1x10-7	1
Conducted RF power and spurious emission	PR002_01+02	1,2 dB	1
Adjacent channel power	PR002_01+02	1,2 dB	1
Blocking	PR002_01+02	1,2 dB	1

Note 1:
The expanded uncertainty reported according to EN55016-4-2:2011 is based on a standard uncertainty multiplied by a coverage factor of K=2, providing a level of confidence of p = 95%

Note 2:

It has been demonstrated that the used test equipment meets the specified requirements in the standard with at least a 95% confidence, covering factor k = 2

CMC Centro Misure Compatibilità S.r.l.

7. Reference documents

Reference no.	*Description*
FCC Rules and Regulation Title 47 part 15:2017	--
ANSI C63.4:2014	American National Standard for Methods of Measuring of Radio-Noise Emissions from Low-Voltage Electrical and Electronic Equipment in the Range of 9 kHz – 40 GHz
ANSI C63.10:2013	American National Standard of Procedures for Compliance Testing of Unlicensed Wireless Devices
KDB 558074 D01 15.247 Meas Guidance v05	Guidance for compliance measurements on Digital Transmission System, Frequency Hopping Spread Spectrum System, and Hybrid System Devices operating under section 15.247 of the FCC rules
KDB 174176 D01 Line Conducted FAQ v01r01	AC power-line conducted emissions – Frequently Asked Questions
Internal Procedure PM001 rev. 3.0 (Quality Manual)	Measure Procedure
Internal procedure INC_M rev. 9.0 (Quality Manual)	Measurement uncertainty calculation

CMC Centro Misure Compatibilità S.r.l.

8. Deviation from test specification

None

9. Test case verdicts

Test case does not apply to the test object ..... : N.A.
Test item does meet the requirement ..... : Complies
Test item does not meet the requirement ..... : Does not comply
Test not performed ..... : N.E.

CMC Centro Misure Compatibilità S.r.l.

10. Results

In this clause tests results are reported.

Measurement uncertainty is in accordance with document CMC INC_M rev. 9.0.

Judgement of compliance:

Case 1	Case 2	Case 3	Case 4
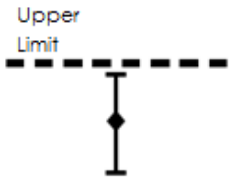	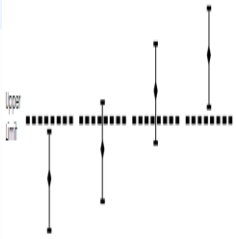	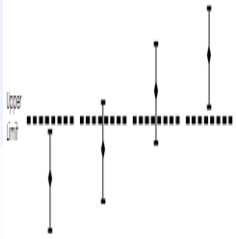	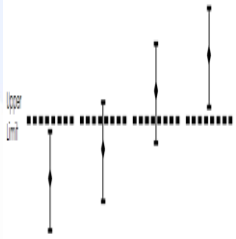
The sample complies with the requirement.	The sample complies with the requirement.	The sample does not comply with the requirement.	The sample does not comply with the requirement.
The measurement results is within the specification limit when the measurement uncertainty is taken into account.	It is not possible to state compliance using a 95% coverage probability for the expanded uncertainty although the measurement result is below the limit.	It is not possible to state compliance using a 95% coverage probability for the expanded uncertainty also the measurement result is upper the limit.	The measurement results is outside the specification limit when the measurement uncertainty is taken into account.

In agreement with ILAC-G8: 03/2009 Guidelines on the Reporting of Compliance with Specification.

CMC Centro Misure Compatibilità S.r.l.

10.1 Antenna requirements

Test set-up and execution

- FCC Rules and Regulation; Titles 47 Part 15.203
- Internal procedure PM001
- See clause 4 of this test report
- Test date: May 2nd, 2018
- Technician: A. Bertezzolo

Test configuration

Test site:
Laboratory

Auxiliary equipment:
See clause 4 of this test report

EUT exercising

See clause 4 of this test report

Test equipment used

--
Measurement uncertainty: See clause 7 of this test report

Test specification

An intentional radiator shall be designed to ensure that no antenna other than that furnished by the responsible party shall be used with the device.
The use of a permanently attached antenna or of an antenna that uses a unique coupling to the intentional radiator shall be considered sufficient to comply with the provisions of this section.
The manufacturer may design the unit so that a broken antenna can be replaced by the user, but the use of a standard antenna jack or electrical connector is prohibited. This requirement does not apply to carrier current devices or to devices operated under the provisions of §15.211, § 15.213, § 15.217, § 15.219, or § 15.221. Further, this requirement does not apply to intentional radiators that must be professionally installed, such as perimeter protection systems and some field disturbance sensors, or to other intentional radiators which, in accordance with § 15.31(d), must be measured at the installation site. However, the installer shall be responsible for ensuring that the proper antenna is employed so that the limits in this part are not exceeded

Environmental conditions

Temperature (°C)	*Atmospheric pressure (kPa)*	*Relative humidity (%)*
23	100	42

CMC Centro Misure Compatibilità S.r.l.

Result

Antenna Type	*External R.F. power amplifier*	*Gain*	*Remarks*	*Results*
LPRS external antenna	Not Present	2 dBi	--	Complies
Siretta external antenna	Not Present	3 dBi	--	Complies

Result: The requirements are met

CMC Centro Misure Compatibilità S.r.l.

10.2 Emissions in restricted frequency bands and in unrestricted frequency bands

Test set-up and execution

- FCC Rules and Regulation; Titles 47 Part. 15.209
- KDB 558074 D01 DTS Meas Guidance v05 cl. 8.6
- ANSI C63.10 cl. 6.4, 6.5 and 6.6
- Internal procedure PM001
- See clause 4 of this test report
- Test date: March 28th, 2019
- Technician: A. Bertezzolo

Test configuration

Test site:
Semi-anechoic chamber

Auxiliary equipment:
See clause 4 of this test report

EUT exercising

See clause 4 of this test report

Test equipment used

CMC S108, CMC S127, CMC S164, CMC S241, CMC S251, CMC S290
Measurement uncertainty: See clause 7 of this test report

Test specification

Port: Enclosure
Frequency range: 0,009 – 26000 MHz
Antenna polarization: Horizontal (H) – Vertical (V)
EUT height about the floor:
80 cm for frequencies ≤ 1000 MHz
150 cm for frequencies > 1000 MHz
EUT – Antenna distance:
10 m for frequencies ≤ 1000 MHz
3 m for frequencies > 1000 MHz

Environmental conditions

Temperature (°C)	*Atmospheric pressure (kPa)*	*Relative humidity (%)*
22	100	42

CMC Centro Misure Compatibilità S.r.l.

Acceptance limits

Frequency range (MHz)	*Test distance (m)*	*Limits [dB(µV/m)]*	
0,009 to 0,490	300	48,5 to 13,8	
0,490 to 1,705	30	33,8 to 22,9	
1,705 to 30	30	29,5	
30 to 88	3	40	
88 to 216	3	43,5	
216 to 960	3	46,0	
Above 960	3	53,9	
	Test distance (m)	*Linear average detector [dB(µV/m)]*	*Peak detector [dB(µV/m)]*
Above 1000	3	53,9	73,9

Remarks: The emission limits shown in the above table are based on measurements employing a CISPR quasi-peak detector except for the frequency bands 9–90 kHz, 110–490 kHz and above 1000 MHz. Radiated emission limits in these three bands are based on measurements employing an average detector.

CMC Centro Misure Compatibilità S.r.l.

Setup

Frequency ≤ 30 MHz

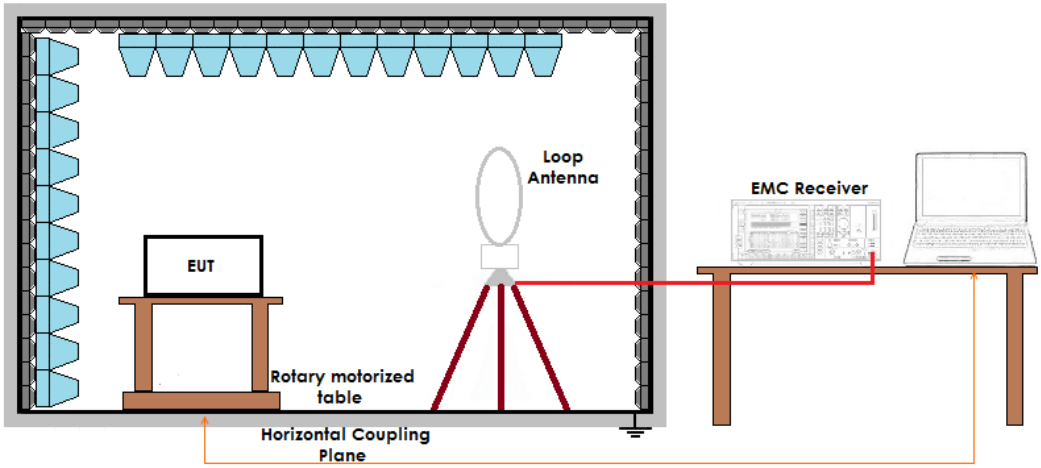

Frequency ≤ 1 GHz

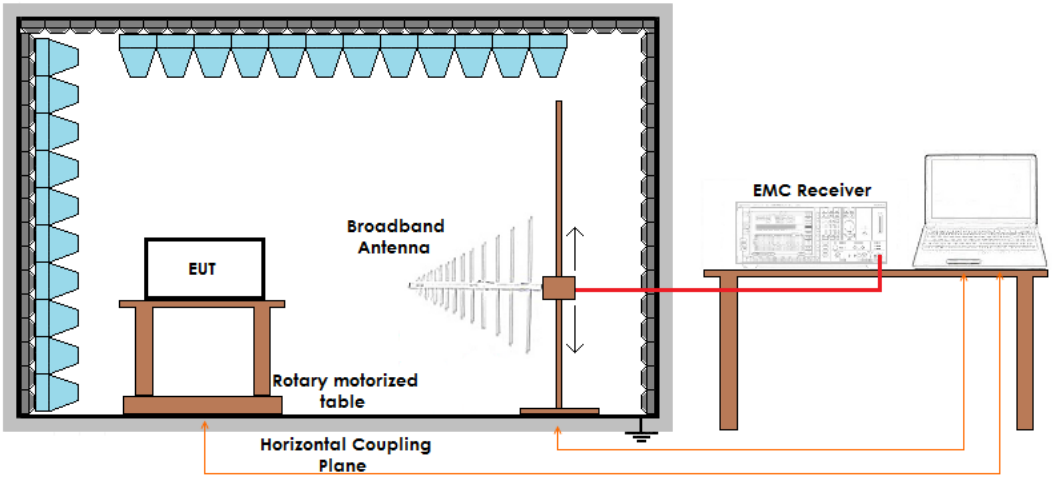

Frequency > 1 GHz

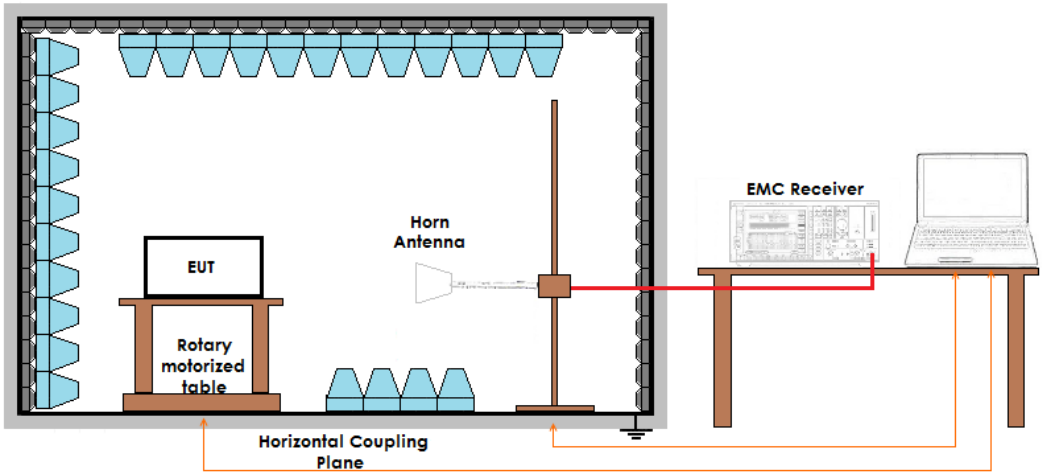

CMC Centro Misure Compatibilità S.r.l.

Result

Polarization	Frequency Range (MHz)	Graphs	Remarks	Result
Loop	15 – 30	G180845136	Worst case	Complies
Remarks:	Measurements at frequencies lower than 1000 MHz have been performed with an EUT – antenna distance of 10 m. Measured values have been corrected with different conversion factors, based on the measuring distance provided by the standard. Checks carried out in the open field area show that the values measured in the semi-anechoic chamber are worse in the frequency range 15 – 30 MHz. No emissions detected. Test was performed at a site other than an OATS, adequate comparison measurements have been made against an OATS. The semi-anechoic chamber results are generally slightly higher than OATS. This mean that if the measurement passes in the semi-anechoic chamber, it will pass with a higher margin on an open field test site Tests performed on worst case of EUT antenna			

LPRS antenna

Polarization	Frequency Range (MHz)	Graphs	Remarks	Result
V	30 – 300	G180845001	Worst case	Complies
H	30 – 300	G180845002	Worst case	Complies
H	300 – 1000	G180845003	Worst case	Complies
V	300 – 1000	G180845004	Worst case	Complies
V	1000 – 4000	G180845006	Lowest channel	Complies
H	1000 – 4000	G180845007	Lowest channel	Complies
H	1000 – 4000	G180845008	Medium channel	Complies
V	1000 – 4000	G180845009	Medium channel	Complies
V	1000 – 4000	G180845010	Highest channel	Complies
H	1000 – 4000	G180845011	Highest channel	Complies
V	1000 – 10000	G180845012	Lowest channel	Complies
H	1000 – 10000	G180845013	Lowest channel	Complies
H	1000 – 10000	G180845014	Medium channel	Complies
V	1000 – 10000	G180845015	Medium channel	Complies
V	1000 – 10000	G180845016	Highest channel	Complies
H	1000 – 10000	G180845017	Highest channel	Complies
H	10000 – 18000	G180845030	Worst case	Complies
V	10000 – 18000	G180845031	Worst case	Complies
V	18000 – 26000	G180845032	Worst case	Complies
H	18000 – 26000	G180845033	Worst case	Complies
Remarks:	Measurements at frequencies lower than 1000 MHz have been performed with an EUT – antenna distance of 10 m. Measured values have been corrected with different conversion factors, based on the measuring distance provided by the standard. Peaks above the limits are caused by the nominal transmitting frequencies			

CMC Centro Misure Compatibilità S.r.l.

Siretta antenna

Polarization	*Frequency Range (MHz)*	*Graphs*	*Remarks*	*Result*
V	30 – 300	G180845101	Worst case	Complies
H	30 – 300	G180845102	Worst case	Complies
H	300 – 1000	G180845103	Worst case	Complies
V	300 – 1000	G180845104	Worst case	Complies
V	1000 – 4000	G180845106	Lowest channel	Complies
H	1000 – 4000	G180845107	Lowest channel	Complies
H	1000 – 4000	G180845108	Medium channel	Complies
V	1000 – 4000	G180845109	Medium channel	Complies
V	1000 – 4000	G180845110	Highest channel	Complies
H	1000 – 4000	G180845111	Highest channel	Complies
V	1000 – 10000	G180845112	Lowest channel	Complies
H	1000 – 10000	G180845113	Lowest channel	Complies
H	1000 – 10000	G180845114	Medium channel	Complies
V	1000 – 10000	G180845115	Medium channel	Complies
V	1000 – 10000	G180845116	Highest channel	Complies
H	1000 – 10000	G180845117	Highest channel	Complies
H	10000 – 18000	G180845130	Worst case	Complies
V	10000 – 18000	G180845131	Worst case	Complies
V	18000 – 26000	G180845132	Worst case	Complies
H	18000 – 26000	G180845133	Worst case	Complies
Remarks:	Measurements at frequencies lower than 1000 MHz have been performed with an EUT – antenna distance of 10 m. Measured values have been corrected with different conversion factors, based on the measuring distance provided by the standard. Peaks above the limits are caused by the nominal transmitting frequencies			

Graphs Legend
PK: Peak; QP [1s] (quasi-peak at 1 second) values are marked with a +
AV: Average; AV [1s] (average at 1 second) values are marked with a x

CMC Centro Misure Compatibilità S.r.l.

Graphs

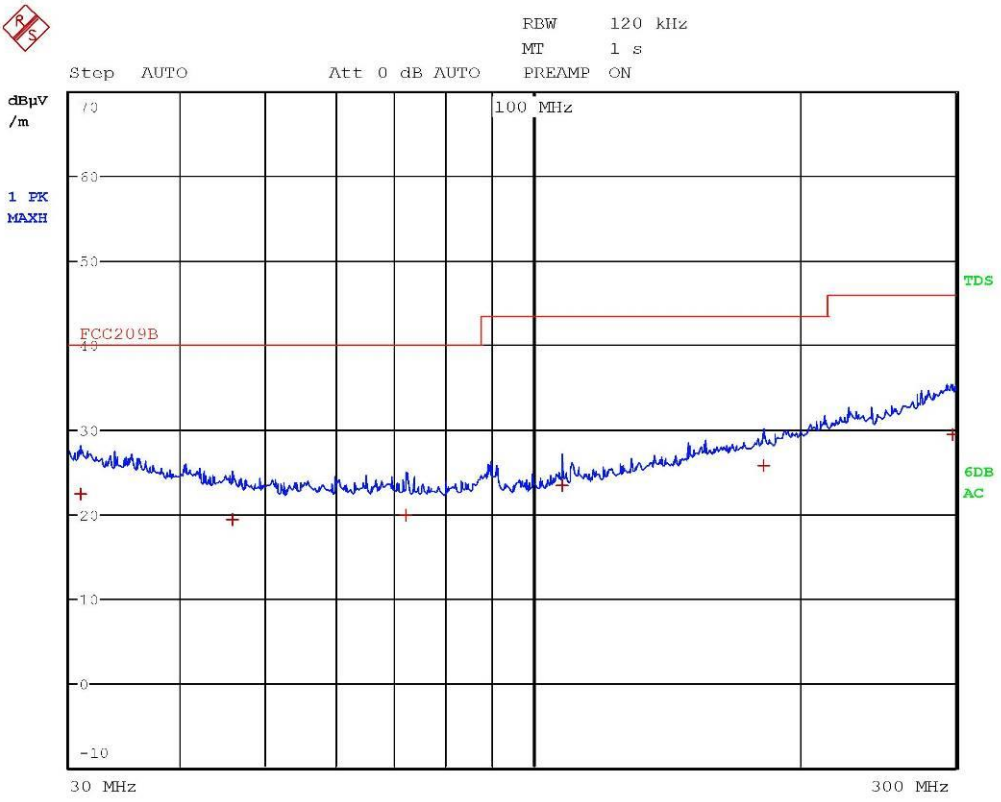

Bertezzolo 180845001

CMC Centro Misure Compatibilità S.r.l.

EDIT PEAK LIST (Final Measurement Results)

Trace1:	FCC209B
Trace2:	---
Trace3:	---

TRACE	FREQUENCY	LEVEL dBµV/m	DELTA LIMIT dB
1 Quasi Peak	30.84 MHz	22.35	-17.64
1 Quasi Peak	45.76 MHz	19.25	-20.74
1 Quasi Peak	71.92 MHz	19.89	-20.10
1 Quasi Peak	108 MHz	23.34	-20.17
1 Quasi Peak	182 MHz	25.71	-17.80
1 Quasi Peak	297.44 MHz	29.45	-16.56

Bertezzolo 180845001

CMC Centro Misure Compatibilità S.r.l.

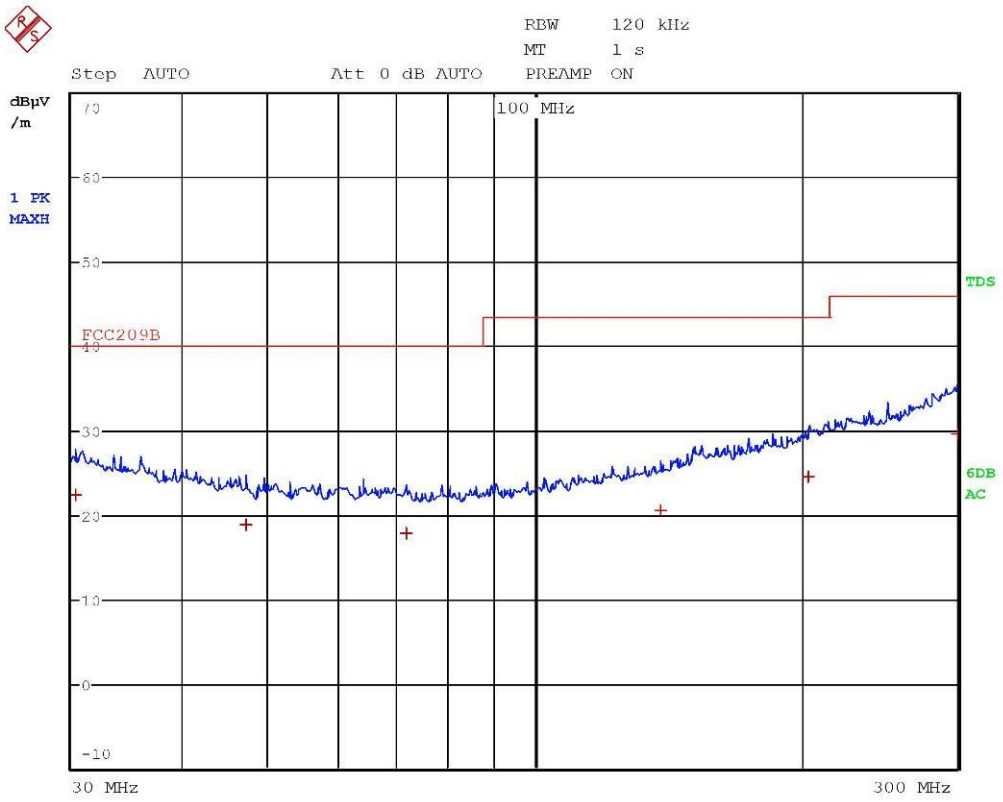

Bertezzolo 180845002

CMC Centro Misure Compatibilità S.r.l.

EDIT PEAK LIST (Final Measurement Results)

Trace1:	FCC209B
Trace2:	---
Trace3:	---

TRACE	FREQUENCY	LEVEL dBµV/m	DELTA LIMIT dB
1 Quasi Peak	30.28 MHz	22.36	-17.63
1 Quasi Peak	47.12 MHz	18.75	-21.24
1 Quasi Peak	71.6 MHz	17.87	-22.12
1 Quasi Peak	138.68 MHz	20.58	-22.93
1 Quasi Peak	203.56 MHz	24.57	-18.94
1 Quasi Peak	299.72 MHz	29.54	-16.47

Bertezzolo 180845002

CMC Centro Misure Compatibilità S.r.l.

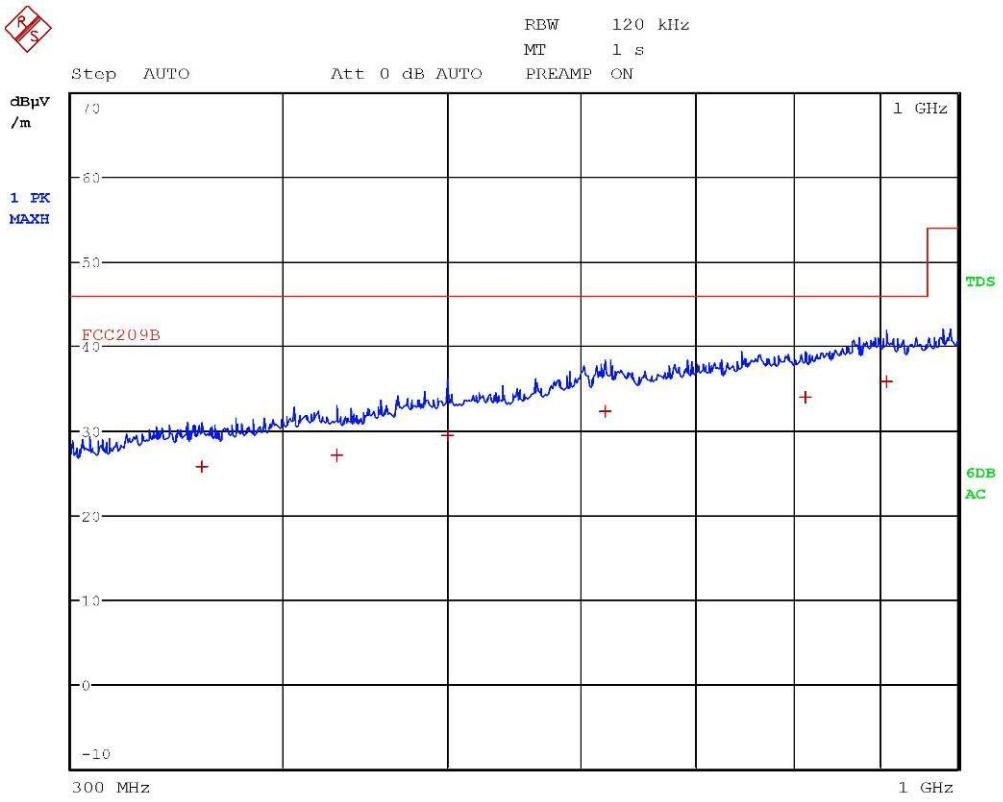

Bertezzolo 180845003

CMC Centro Misure Compatibilità S.r.l.

EDIT PEAK LIST (Final Measurement Results)

Trace1:	FCC209B
Trace2:	---
Trace3:	---

TRACE	FREQUENCY	LEVEL dBµV/m	DELTA LIMIT dB
1 Quasi Peak	358.56 MHz	25.73	-20.28
1 Quasi Peak	430.68 MHz	27.08	-18.93
1 Quasi Peak	500 MHz	29.35	-16.66
1 Quasi Peak	619.88 MHz	32.29	-13.72
1 Quasi Peak	813.36 MHz	34.01	-12.00
1 Quasi Peak	908.28 MHz	35.87	-10.14

Bertezzolo 180845003

CMC Centro Misure Compatibilità S.r.l.

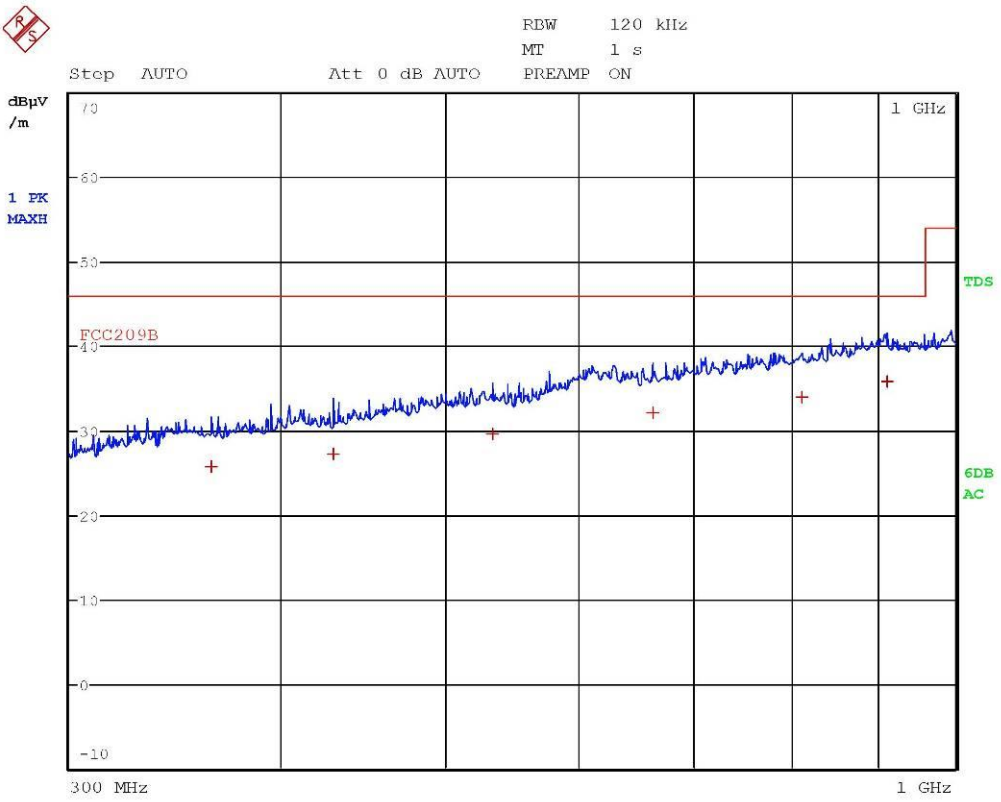

Bertezzolo 180845004

CMC Centro Misure Compatibilità S.r.l.

EDIT PEAK LIST (Final Measurement Results)

Trace1:	FCC209B
Trace2:	---
Trace3:	---

TRACE	FREQUENCY	LEVEL dBµV/m	DELTA LIMIT dB
1 Quasi Peak	363.56 MHz	25.74	-20.27
1 Quasi Peak	429.08 MHz	27.17	-18.85
1 Quasi Peak	532.8 MHz	29.53	-16.48
1 Quasi Peak	662.52 MHz	32.07	-13.94
1 Quasi Peak	812.44 MHz	33.99	-12.02
1 Quasi Peak	910.8 MHz	35.81	-10.20

Bertezzolo 180845004

CMC Centro Misure Compatibilità S.r.l.

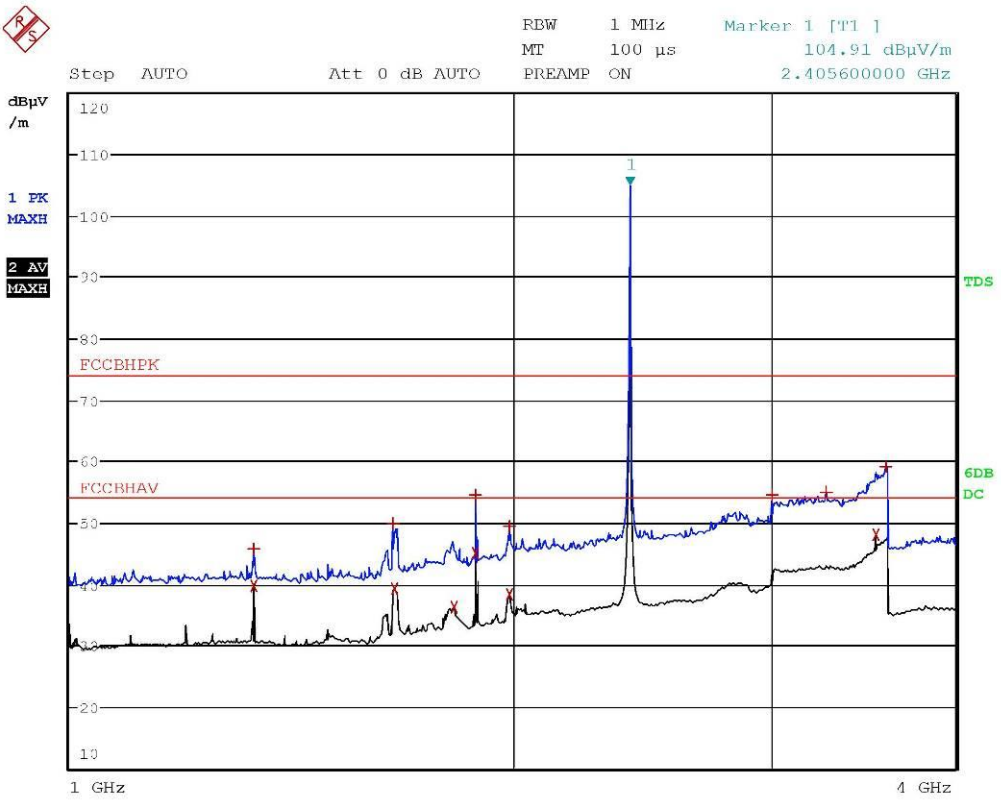

Bertezzolo 180845006

CMC Centro Misure Compatibilità S.r.l.

EDIT PEAK LIST (Prescan Results)

Trace1:	FCCBHPK
Trace2:	FCCBHAV
Trace3:	---

	TRACE	FREQUENCY	LEVEL dBµV/m	DELTA LIMIT dB
1	Max Peak	1.3332 GHz	45.80	-28.17
2	Average	1.3332 GHz	39.68	-14.29
1	Max Peak	1.6604 GHz	49.81	-24.16
2	Average	1.6612 GHz	39.18	-14.79
2	Average	1.8244 GHz	36.28	-17.69
2	Average	1.888 GHz	44.93	-9.04
1	Max Peak	1.888 GHz	54.40	-19.58
2	Average	1.992 GHz	38.22	-15.75
1	Max Peak	1.992 GHz	49.34	-24.63
1	Max Peak	3.0028 GHz	54.46	-19.51
1	Max Peak	3.2668 GHz	54.89	-19.09
2	Average	3.5316 GHz	48.10	-5.87
1	Max Peak	3.5836 GHz	59.11	-14.86

Bertezzolo 180845006

CMC Centro Misure Compatibilità S.r.l.

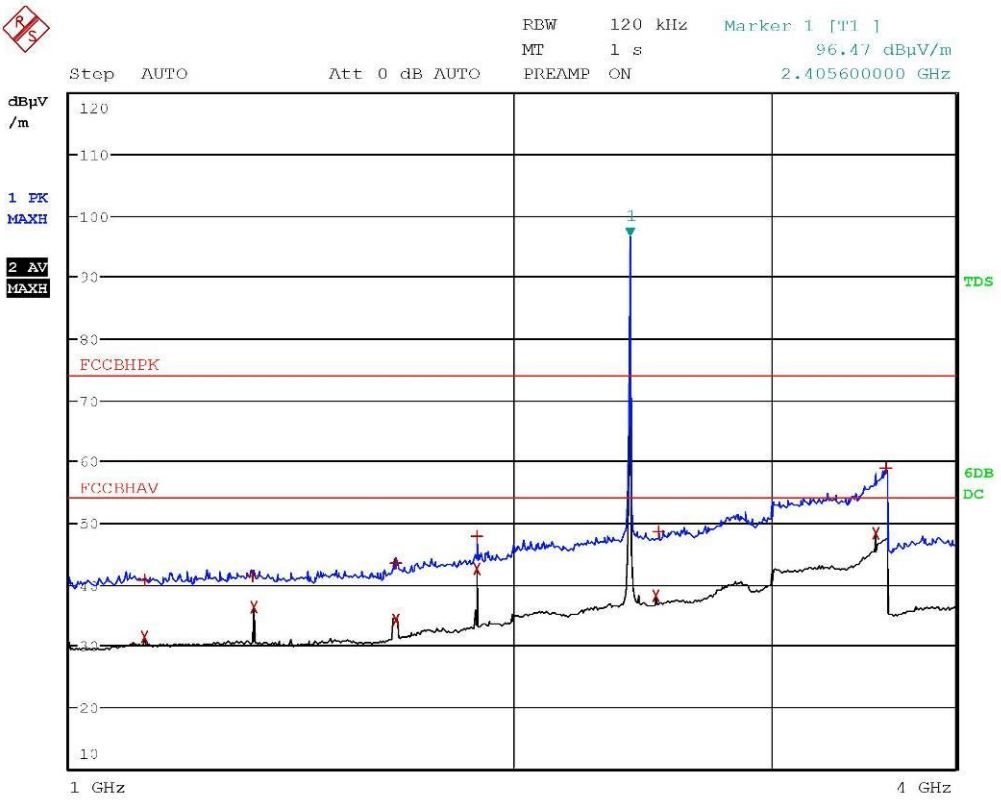

Bertezzolo 180845007

CMC Centro Misure Compatibilità S.r.l.

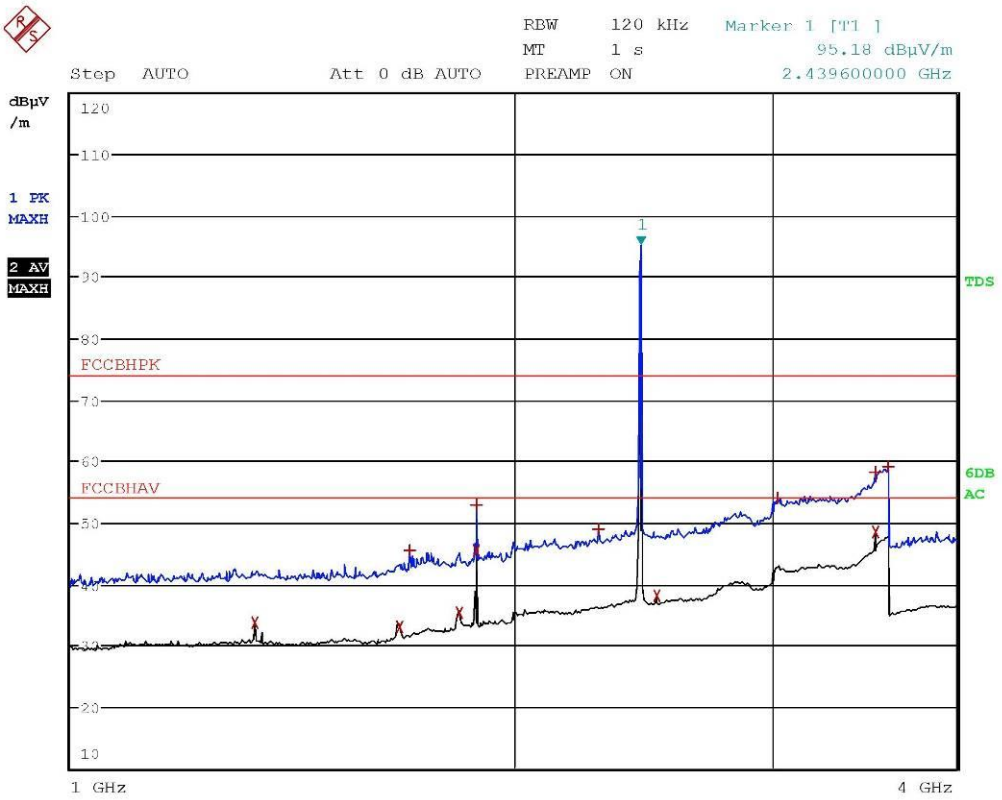

Bertezzolo 180845008

CMC Centro Misure Compatibilità S.r.l.

EDIT PEAK LIST (Prescan Results)

Trace1:	FCCBHPK
Trace2:	FCCBHAV
Trace3:	---

TRACE	FREQUENCY	LEVEL dBµV/m	DELTA LIMIT dB
2 Average	1.3332 GHz	33.73	-20.24
2 Average	1.6724 GHz	33.10	-20.87
1 Max Peak	1.702 GHz	45.45	-28.52
2 Average	1.8392 GHz	35.35	-18.62
2 Average	1.8856 GHz	45.54	-8.43
1 Max Peak	1.8856 GHz	52.98	-20.99
1 Max Peak	2.2832 GHz	48.97	-25.00
2 Average	2.5 GHz	38.00	-15.97
1 Max Peak	3.0244 GHz	54.13	-19.84
2 Average	3.5256 GHz	48.36	-5.61
1 Max Peak	3.5256 GHz	58.16	-15.81
1 Max Peak	3.5944 GHz	59.07	-14.90

Bertezzolo 180845008

CMC Centro Misure Compatibilità S.r.l.

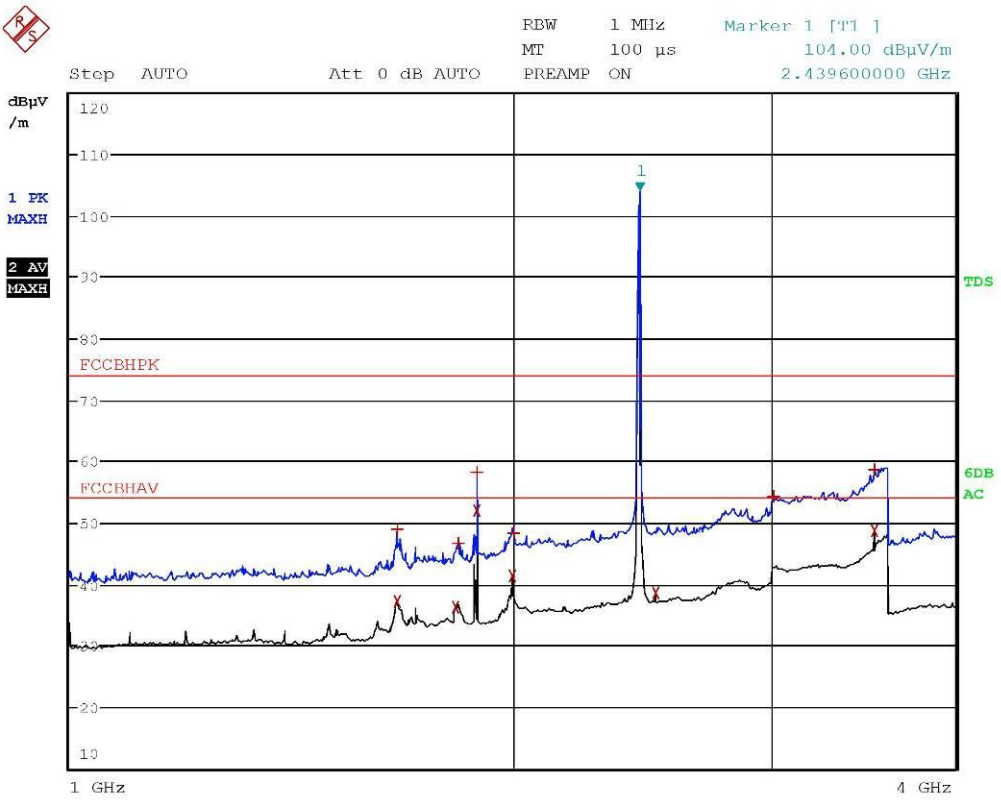

Bertezzolo 180845009

CMC Centro Misure Compatibilità S.r.l.

EDIT PEAK LIST (Prescan Results)

Trace1:	FCCBHPK
Trace2:	FCCBHAV
Trace3:	---

TRACE	FREQUENCY	LEVEL dBµV/m	DELTA LIMIT dB
1 Max Peak	1.6716 GHz	48.90	-25.07
2 Average	1.6716 GHz	37.21	-16.76
2 Average	1.8308 GHz	36.30	-17.67
1 Max Peak	1.8368 GHz	46.51	-27.46
1 Max Peak	1.8916 GHz	58.20	-15.77
2 Average	1.8916 GHz	51.83	-2.14
2 Average	2 GHz	41.20	-12.77
1 Max Peak	2.006 GHz	48.19	-25.78
2 Average	2.5 GHz	38.64	-15.34
1 Max Peak	3.0084 GHz	54.24	-19.73
2 Average	3.5256 GHz	48.64	-5.33
1 Max Peak	3.5256 GHz	58.59	-15.38

Bertezzolo 180845009

CMC Centro Misure Compatibilità S.r.l.

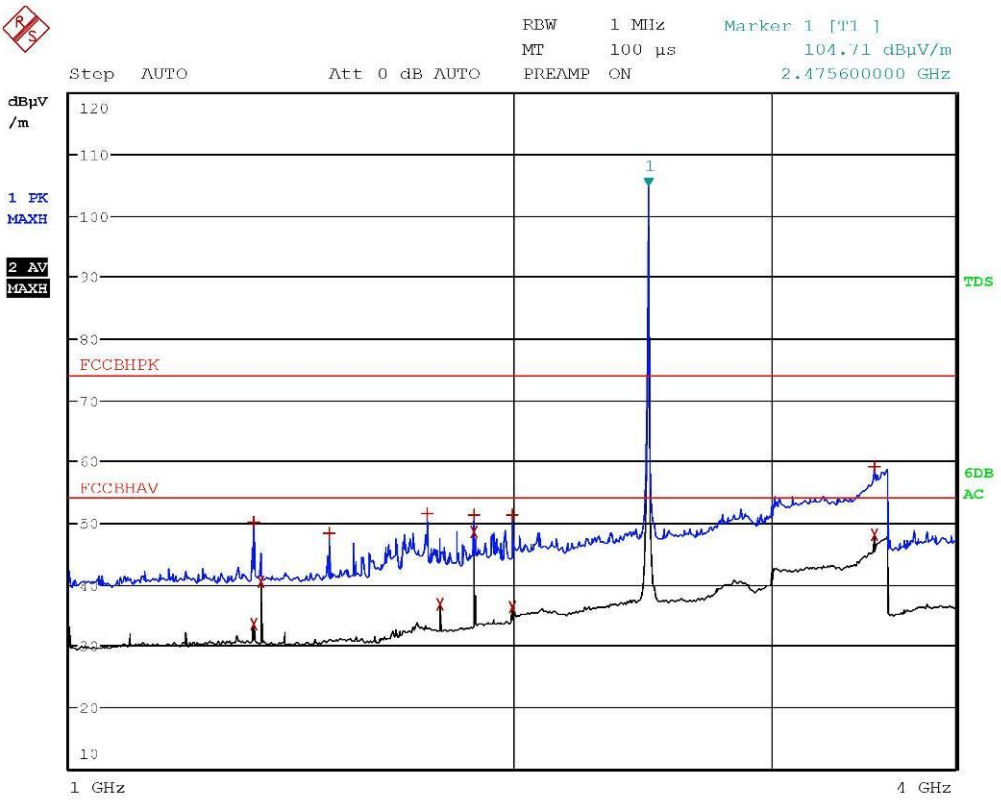

Bertezzolo 180845010

CMC Centro Misure Compatibilità S.r.l.

EDIT PEAK LIST (Prescan Results)

Trace1:	FCCBHPK
Trace2:	FCCBHAV
Trace3:	---

TRACE	FREQUENCY	LEVEL dBµV/m	DELTA LIMIT dB
2 Average	1.3332 GHz	33.53	-20.44
1 Max Peak	1.3336 GHz	50.15	-23.82
2 Average	1.35 GHz	40.29	-13.68
1 Max Peak	1.5 GHz	48.18	-25.80
1 Max Peak	1.75 GHz	51.55	-22.42
2 Average	1.784 GHz	36.69	-17.28
2 Average	1.8852 GHz	48.49	-5.48
1 Max Peak	1.8852 GHz	51.19	-22.78
2 Average	2 GHz	36.27	-17.70
1 Max Peak	2 GHz	51.14	-22.83
2 Average	3.5256 GHz	47.99	-5.98
1 Max Peak	3.5256 GHz	59.20	-14.77

Bertezzolo 180845010

CMC Centro Misure Compatibilità S.r.l.

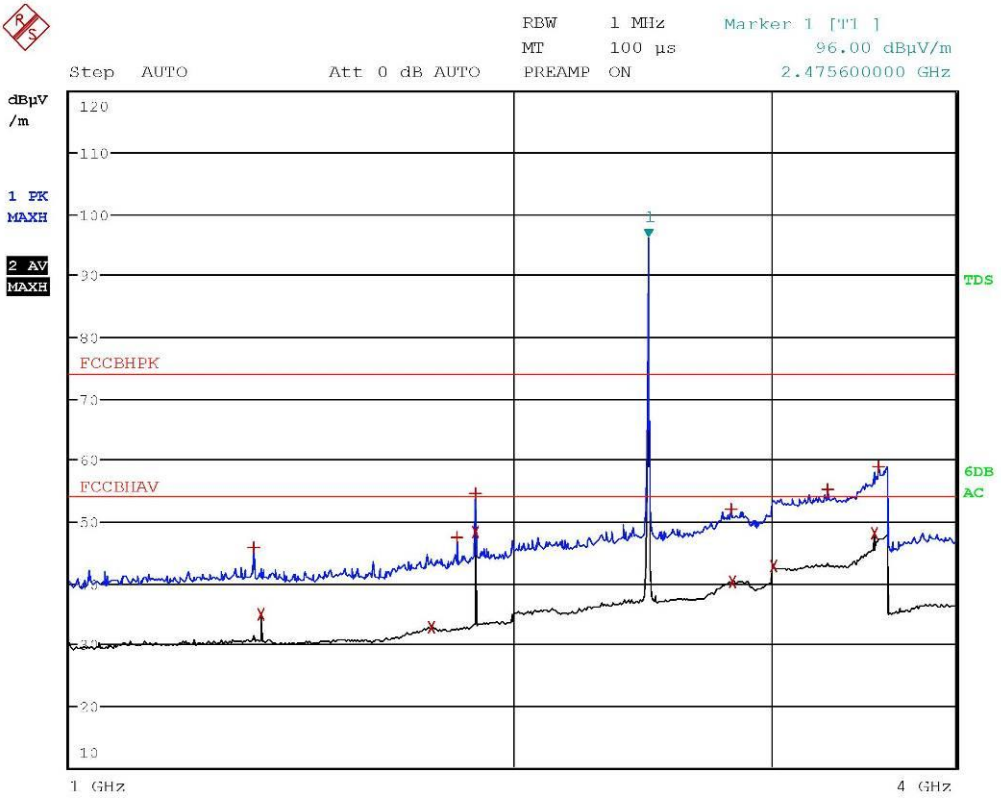

Bertezzolo 180845011

CMC Centro Misure Compatibilità S.r.l.

EDIT PEAK LIST (Prescan Results)

Trace1:	FCCBHPK
Trace2:	FCCBHAV
Trace3:	---

	TRACE	FREQUENCY	LEVEL dBµV/m	DELTA LIMIT dB
1	Max Peak	1.3336 GHz	45.75	-28.22
2	Average	1.35 GHz	34.84	-19.13
2	Average	1.7604 GHz	32.67	-21.30
1	Max Peak	1.8332 GHz	47.28	-26.69
2	Average	1.8856 GHz	48.21	-5.76
1	Max Peak	1.8856 GHz	54.58	-19.39
1	Max Peak	2.8132 GHz	51.94	-22.03
2	Average	2.822 GHz	40.22	-13.75
2	Average	3.0096 GHz	42.59	-11.38
1	Max Peak	3.278 GHz	55.17	-18.80
2	Average	3.5256 GHz	48.10	-5.87
1	Max Peak	3.5508 GHz	58.83	-15.14

Bertezzolo 180845011

CMC Centro Misure Compatibilità S.r.l.

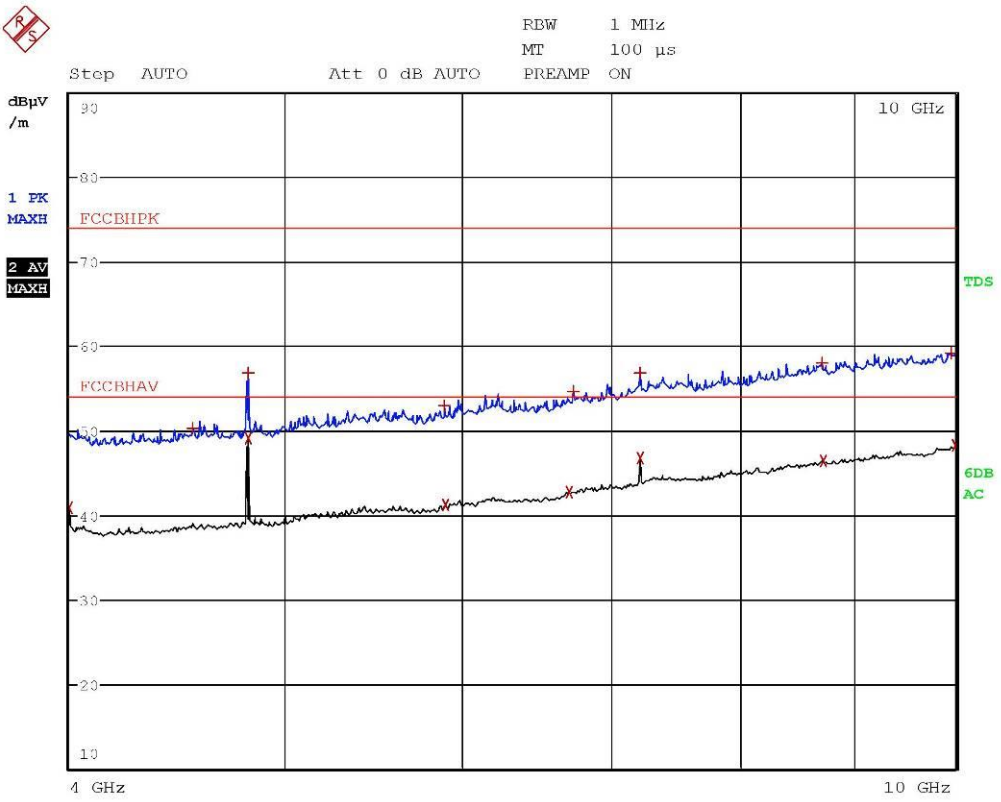

Bertezzolo 180845012

CMC Centro Misure Compatibilità S.r.l.

EDIT PEAK LIST (Proscan Results)

Trace1:	FCCBHPK
Trace2:	FCCBHAV
Trace3:	---

TRACE		FREQUENCY	LEVEL dBµV/m	DELTA LIMIT dB
2	Average	4.0004 GHz	40.90	-13.07
1	Max Peak	4.542 GHz	50.24	-23.73
2	Average	4.8092 GHz	49.12	-4.85
1	Max Peak	4.8112 GHz	56.79	-17.19
1	Max Peak	5.89 GHz	52.89	-21.08
2	Average	5.8992 GHz	41.22	-12.75
2	Average	6.704 GHz	42.76	-11.22
1	Max Peak	6.7372 GHz	54.57	-19.40
1	Max Peak	7.2164 GHz	56.84	-17.13
2	Average	7.2164 GHz	46.79	-7.18
1	Max Peak	8.708 GHz	57.99	-15.98
2	Average	8.724 GHz	46.36	-7.62
1	Max Peak	9.9604 GHz	59.19	-14.78
2	Average	9.9932 GHz	48.25	-5.72

Bertezzolo 180845012

CMC Centro Misure Compatibilità S.r.l.

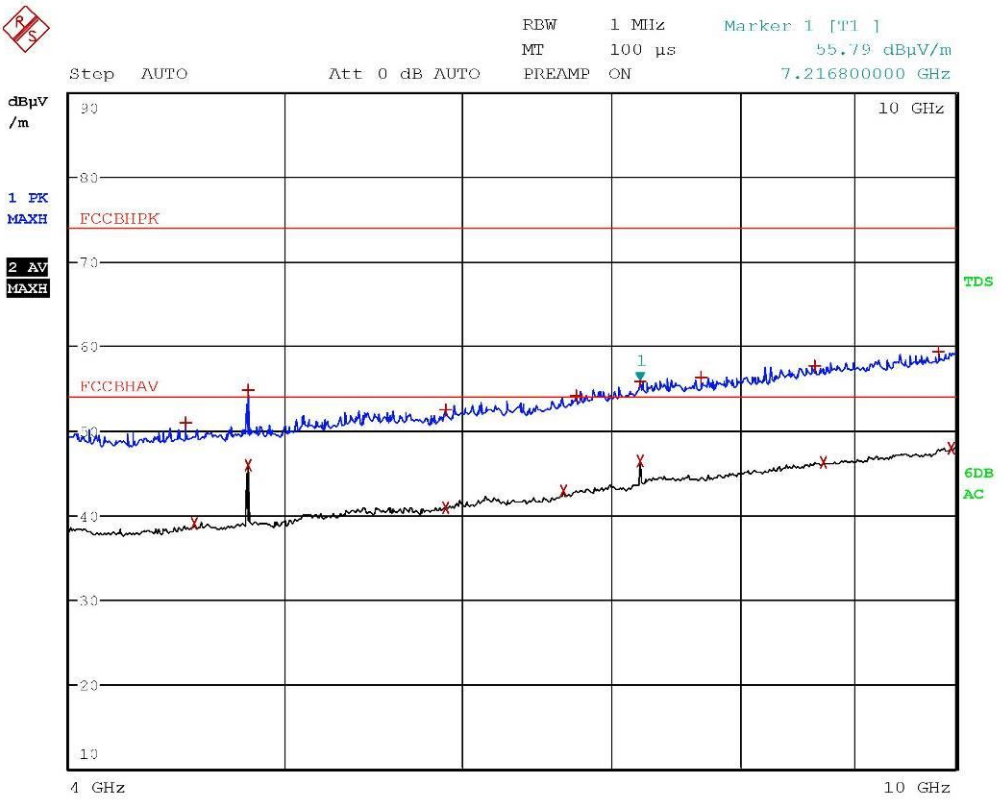

Bertezzolo 180845013

CMC Centro Misure Compatibilità S.r.l.

EDIT PEAK LIST (Proscan Results)

Trace1:	FCCBHPK
Trace2:	FCCBHAV
Trace3:	---

	TRACE	FREQUENCY	LEVEL dBµV/m	DELTA LIMIT dB
1	Max Peak	4.5144 GHz	50.96	-23.01
2	Average	4.554 GHz	38.91	-15.06
1	Max Peak	4.8092 GHz	54.79	-19.18
2	Average	4.8092 GHz	45.92	-8.05
1	Max Peak	5.9004 GHz	52.40	-21.58
2	Average	5.9004 GHz	40.91	-13.06
2	Average	6.6664 GHz	42.82	-11.15
1	Max Peak	6.752 GHz	54.12	-19.85
1	Max Peak	7.2168 GHz	55.78	-18.19
2	Average	7.2168 GHz	46.35	-7.62
1	Max Peak	7.6836 GHz	56.31	-17.66
1	Max Peak	8.6448 GHz	57.60	-16.37
2	Average	8.7192 GHz	46.27	-7.70
1	Max Peak	9.8236 GHz	59.30	-14.68
2	Average	9.96 GHz	47.94	-6.03

Bertezzolo 180845013

CMC Centro Misure Compatibilità S.r.l.

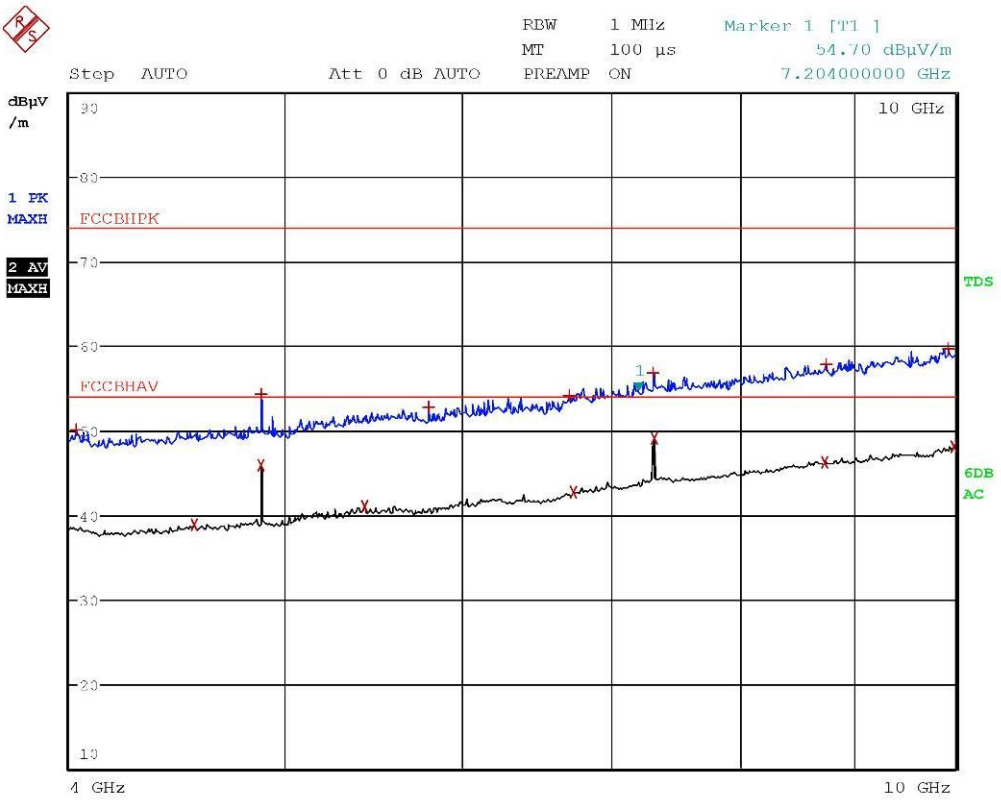

Bertezzolo 180845014

CMC Centro Misure Compatibilità S.r.l.